


Ročník 2019

---



# SBÍRKA MEZINÁRODNÍCH SMLUV

## ČESKÁ REPUBLIKA

---

Částka 24

Rozeslána dne 8. srpna 2019

Cena Kč 4 952,–

---

### O B S A H:

38. Sdělení Ministerstva zahraničních věcí, kterým se vyhláší konsolidované znění Evropské dohody o mezinárodní přepravě nebezpečných věcí po vnitrozemských vodních cestách (ADN)
-

**38****SDĚLENÍ****Ministerstva zahraničních věcí**

Ministerstvo zahraničních věcí sděluje, že v letech 2017 – 2018 byly v Ženevě na zasedáních Výboru pro otázky bezpečnosti Evropské dohody o mezinárodní přepravě nebezpečných věcí po vnitrozemských vodních cestách (ADN)<sup>1)</sup> přijaty změny a doplňky přiložených Předpisů Dohody ADN.

Změny a doplňky přiložených Předpisů Dohody ADN vstoupily v platnost na základě článku 20 odst. 5 Dohody dne 1. ledna 2019 a tímto dnem vstoupily v platnost i pro Českou republiku.

Anglické znění konsolidované Dohody ADN, zahrnující výše uvedené změny a doplňky, a její překlad do českého jazyka se vyhláší současně.

---

<sup>1)</sup> Evropská dohoda o mezinárodní přepravě nebezpečných věcí po vnitrozemských vodních cestách (ADN) přijatá v Ženevě dne 26. května 2000 byla vyhlášena pod č. 102/2011 Sb. m. s.

Změny a doplňky předpisů přiložených k Evropské dohodě ADN z r. 2010, které vstoupily v platnost dne 1. ledna 2011, byly vyhlášeny pod č. 64/2012 Sb. m. s.

Konsolidovaný seznam změn předpisů přiložených k Evropské dohodě ADN z let 2010 – 2012, který vstoupil v platnost dne 1. ledna 2013, byl vyhlášen pod č. 59/2013 Sb. m. s.

Konsolidovaný seznam změn předpisů přiložených k Evropské dohodě ADN z let 2012 – 2014, který vstoupil v platnost dne 1. ledna 2015, byl vyhlášen pod č. 31/2015 Sb. m. s.

Konsolidovaný seznam změn předpisů přiložených k Evropské dohodě ADN z let 2014 – 2016, který vstoupil v platnost dne 1. ledna 2017, byl vyhlášen pod č. 42/2017 Sb. m. s.

Copyright © United Nations, 2019. All rights reserved

**ECE/TRANS/276 (Vol. I)**

**ECONOMIC COMMISSION FOR EUROPE**

Committee on Inland Transport

# **European Agreement concerning the International Carriage of Dangerous Goods by Inland Waterways (ADN)**

**including the Annexed Regulations, applicable as from  
1 January 2019**

## **Volume I**



UNITED NATIONS  
New York and Geneva, 2018

Copyright © United Nations, 2019. All rights reserved

#### NOTE

The designations employed and the presentation of the material in this publication do not imply the expression of any opinion whatsoever on the part of the Secretariat of the United Nations concerning the legal status of any country, territory city or area, or of its authorities, or concerning the delimitation of its frontiers or boundaries.

ECE/TRANS/276 (Vol. I)
------------------------

Copyright © United Nations, 2018

*All right reserved.*

*No part of this publication may, for sales purposes, be reproduced, stored in a retrieval system or transmitted in any form or by any means, electronic, electrostatic, magnetic tape, mechanical, photocopying or otherwise, without prior permission in writing from the United Nations*

UNITED NATIONS PUBLICATIONS
Sales No.: E.18.VIII.2 ISBN: 978-92-1-139164-0 (Complete set of 2 volumes) e-ISBN: 978-92-1-045175-8
ISSN: 2411-8583 eISSN: 2411-8591

*Volumes I and II not to be sold separately.*



### **United Nations Economic Commission for Europe (UNECE)**

The United Nations Economic Commission for Europe (UNECE) is one of the five United Nations regional commissions, administered by the Economic and Social Council (ECOSOC). It was established in 1947 with the mandate to help rebuild post-war Europe, develop economic activity and strengthen economic relations among European countries, and between Europe and the rest of the world. During the Cold War, UNECE served as a unique forum for economic dialogue and cooperation between East and West. Despite the complexity of this period, significant achievements were made, with consensus reached on numerous harmonization and standardization agreements.

In the post-Cold War era, UNECE acquired not only many new member States, but also new functions. Since the early 1990s the organization has focused on analyses of the transition process, using its harmonization experience to facilitate the integration of central and eastern European countries into global markets.

UNECE is the forum where the countries of western, central and eastern Europe, Central Asia and North America – 56 countries in all – come together to forge the tools of their cooperation. That cooperation concerns economic cooperation and integration, statistics, environment, transport, trade, sustainable energy, forestry and timber, housing and land management and population. The Commission offers a regional framework for the elaboration and harmonization of conventions, norms and standards. The Commission's experts provide technical assistance to the countries of South-East Europe and the Commonwealth of Independent States. This assistance takes the form of advisory services, training seminars and workshops where countries can share their experiences and best practices.

Copyright © United Nations, 2019. All rights reserved

## Transport in UNECE

The UNECE Sustainable Transport Division is the secretariat of the Inland Transport Committee (ITC) and the ECOSOC Committee of Experts on the Transport of Dangerous Goods and on the Globally Harmonized System of Classification and Labelling of Chemicals. The ITC and its 17 working parties, as well as the ECOSOC Committee and its sub-committees are intergovernmental decision-making bodies that work to improve the daily lives of people and businesses around the world, in measurable ways and with concrete actions, to enhance traffic safety, environmental performance, energy efficiency and the competitiveness of the transport sector.

The ECOSOC Committee was set up in 1953 by the Secretary-General of the United Nations at the request of the Economic and Social Council to elaborate recommendations on the transport of dangerous goods. Its mandate was extended to the global (multi-sectoral) harmonization of systems of classification and labelling of chemicals in 1999. It is composed of experts from countries which possess the relevant expertise and experience in the international trade and transport of dangerous goods and chemicals. Its membership is restricted in order to reflect a proper geographical balance between all regions of the world and to ensure adequate participation of developing countries. Although the Committee is a subsidiary body of ECOSOC, the Secretary-General decided in 1963 that the secretariat services would be provided by the UNECE Transport Division.

ITC is a unique intergovernmental forum that was set up in 1947 to support the reconstruction of transport connections in post-war Europe. Over the years, it has specialized in facilitating the harmonized and sustainable development of inland modes of transport. The main results of this persevering and ongoing work are reflected, among other things, (i) in 58 United Nations conventions and many more technical regulations, which are updated on a regular basis and provide an international legal framework for the sustainable development of national and international road, rail, inland water and intermodal transport, including the transport of dangerous goods, as well as the construction and inspection of road motor vehicles; (ii) in the Trans-European North-south Motorway, Trans-European Railway and the Euro-Asia Transport Links projects, that facilitate multi-country coordination of transport infrastructure investment programmes; (iii) in the TIR system, which is a global customs transit facilitation solution; (iv) in the tool called For Future Inland Transport Systems (ForFITS), which can assist national and local governments to monitor carbon dioxide (CO<sub>2</sub>) emissions coming from inland transport modes and to select and design climate change mitigation policies, based on their impact and adapted to local conditions; (v) in transport statistics – methods and data – that are internationally agreed on; (vi) in studies and reports that help transport policy development by addressing timely issues, based on cutting-edge research and analysis. ITC also devotes special attention to Intelligent Transport Services (ITS), sustainable urban mobility and city logistics, as well as to increasing the resilience of transport networks and services in response to climate change adaptation and security challenges.

In addition, the UNECE Sustainable Transport and Environment Divisions, together with the World Health Organization (WHO) – Europe, co-service the Transport Health and Environment Pan-European Programme (THE PEP).

Finally, as of 2015, the UNECE Sustainable Transport Division is providing the secretariat services for the Secretary General's Special Envoy for Road Safety, Mr. Jean Todt.

Copyright © United Nations, 2019. All rights reserved

## INTRODUCTION

The European Agreement concerning the International Carriage of Dangerous Goods by Inland Waterways (ADN) done at Geneva on 26 May 2000 under the auspices of the United Nations Economic Commission for Europe (UNECE) and the Central Commission for the Navigation of the Rhine (CCNR) entered into force on 28 February 2008.

The Agreement itself and the annexed Regulations, in their original version, were published in 2001 under the symbol ECE/TRANS/150. That publication also contains the Final Act of the Diplomatic Conference held in Geneva from 22 to 26 May 2000 during which the Agreement was adopted as well as the text of a Resolution adopted by the Conference.

At the time of the preparation of the present publication, the Agreement had eighteen Contracting Parties: Austria, Belgium, Bulgaria, Croatia, Czech Republic, France, Germany, Hungary, Luxembourg, Netherlands, Poland, Republic of Moldova, Romania, Russian Federation, Serbia, Slovakia, Switzerland and Ukraine. Other member States of UNECE whose territory contains inland waterways, other than those forming a coastal route, may also become Contracting Parties to the Agreement by acceding to it, on condition that the inland waterways are part of the network of inland waterways of international importance as defined in the European Agreement on Main Inland Waterways of International Importance (AGN).

The Regulations annexed to the ADN contain provisions concerning dangerous substances and articles, provisions concerning their carriage in packages and in bulk on board inland navigation vessels or tank vessels, as well as provisions concerning the construction and operation of such vessels. They also address requirements and procedures for inspections, the issue of certificates of approval, recognition of classification societies, monitoring, and training and examination of experts.

With the exception of the provisions relating to the recognition of classification societies, which have been applicable since the entry into force of the Agreement, the annexed Regulations did not become applicable until twelve months after the entry into force of the Agreement, namely on 28 February 2009 (see Article 11 (1) of the Agreement).

Before the entry into force of the Agreement, updates of the annexed Regulations were carried out regularly by a Joint Meeting of Experts of the UNECE and CCNR. These updates were adopted by the Administrative Committee of the ADN at its first session which was held in Geneva on 19 June 2008 (see document ECE/ADN/2, paragraphs 13 to 16).

Subsequently, the secretariat has published consolidated versions under the symbol ECE/TRANS/203 ("ADN 2009"), ECE/TRANS/220 ("ADN 2011"), ECE/TRANS/231 ("ADN 2013"), ECE/TRANS/243 ("ADN 2015") and ECE/TRANS/258 ("ADN 2017").

At its twentieth session (Geneva, 26 January 2018), the ADN Administrative Committee requested the secretariat to publish a new consolidated edition of ADN ("ADN 2019") incorporating all agreed corrections and amendments to enter into force on 1 January 2019. The amendments and corrections can be found in the following documents: ECE/ADN/45, ECE/ADN/45/Corr.1, ECE/ADN/45/Add.1, ECE/ADN/45/Add.1/Corr.1, ECE/TRANS/WP.15/AC.2/64, annexes II and III and ECE/TRANS/WP.15/AC.2/68, annexes IV and V.

The annexed Regulations contained in the present publication are the consolidated version which takes account of these updates and which is applicable from 1 January 2019.

It should be noted that, according to Directive 2008/68/EC of the European Parliament and of the Council of 24 September 2008 on the inland transport of dangerous goods, as amended, member States of the European Union, have to, with the exclusion of the derogations provided for in Article 1, paragraph 3 of the Directive, apply these annexed Regulations as well as Article 3 (f) and (h) and Article 8, paragraphs 1 and 3 of the ADN to the national and international transport between member States of dangerous goods by inland waterways on their territory.

Copyright © United Nations, 2019. All rights reserved

All requests for information relating to the application of the ADN should be addressed to the relevant competent authority.

Additional information can be found on the website of the UNECE Sustainable Transport Division at the following address:

<a href="http://www.unece.org/trans/danger/publi/adn/adn_e.html">http://www.unece.org/trans/danger/publi/adn/adn_e.html</a>
---

This site, updated on a continuous basis, contains links to the following information:

- ADN Agreement (excluding the annexed Regulations);
- Corrections to the ADN Agreement (excluding the annexed Regulations);
- Status of the Agreement;
- Depositary notifications;
- Country information (competent authorities, notifications);
- Multilateral agreements;
- Special authorizations;
- Equivalences and derogations;
- Classification societies;
- Accident reports;
- Catalogue of questions;
- Harmonized model checklists;
- Publication details (Corrigenda);
- ADN 2019 (files);
- Amendments to ADN 2017;
- ADN 2017 (files);
- Previous versions of ADN;
- Historical information.

Copyright © United Nations, 2019. All rights reserved

## TABLE OF CONTENTS

## VOLUME I

	Page
<b>EUROPEAN AGREEMENT CONCERNING THE INTERNATIONAL CARRIAGE OF DANGEROUS GOODS BY INLAND WATERWAYS (ADN).....</b>	xiii
<b>ANNEXED REGULATIONS .....</b>	1
<b>PART 1 GENERAL PROVISIONS.....</b>	3
<b>Chapter 1.1 Scope and applicability</b>	
1.1.1 Structure.....	5
1.1.2 Scope.....	5
1.1.3 Exemptions .....	6
1.1.4 Applicability of other regulations .....	10
1.1.5 Application of standards .....	12
<b>Chapter 1.2 Definitions and units of measurement</b>	
1.2.1 Definitions .....	13
1.2.2 Units of measurement .....	54
<b>Chapter 1.3 Training of persons involved in the carriage of dangerous goods</b>	
1.3.1 Scope and applicability .....	57
1.3.2 Nature of the training .....	57
1.3.3 Documentation .....	58
<b>Chapter 1.4 Safety obligations of the participants</b>	
1.4.1 General safety measures .....	59
1.4.2 Obligations of the main participants .....	59
1.4.3 Obligations of the other participants .....	61
<b>Chapter 1.5 Special rules, derogations</b>	
1.5.1 Bilateral and multilateral agreements .....	67
1.5.2 Special authorizations concerning transport in tank vessels .....	67
1.5.3 Equivalents and derogations (Article 7, paragraph 3 of ADN).....	68
<b>Chapter 1.6 Transitional measures</b>	
1.6.1 General.....	69
1.6.2 Pressure receptacles and receptacles for Class 2.....	71
1.6.3 Fixed tanks (tank-vehicles and tank wagons), demountable tanks, battery vehicles and battery wagons .....	71
1.6.4 Tank-containers, portable tanks and MEGCs .....	71
1.6.5 Vehicles .....	71
1.6.6 Class 7.....	71
1.6.7 Transitional provisions concerning vessels.....	71
1.6.8 Transitional provisions concerning training of the crew.....	102
1.6.9 Transitional provisions concerning recognition of classification societies.....	102
<b>Chapter 1.7 General provisions concerning radioactive material</b>	
1.7.1 Scope and application .....	103
1.7.2 Radiation protection programme .....	105
1.7.3 Management system.....	106

Copyright © United Nations, 2019. All rights reserved

**Table of contents (cont'd)**

	1.7.4	Special arrangement.....	106
	1.7.5	Radioactive material possessing other dangerous properties.....	106
	1.7.6	Non-compliance.....	106
<b>Chapter</b>	<b>1.8</b>	<b>Checks and other support measures to ensure compliance with safety requirements</b>	
	1.8.1	Monitoring compliance with requirements .....	109
	1.8.2	Administrative assistance during the checking of a foreign vessel.....	110
	1.8.3	Safety adviser.....	110
	1.8.4	List of competent authorities and bodies designated by them .....	117
	1.8.5	Notifications of occurrences involving dangerous goods .....	17
<b>Chapter</b>	<b>1.9</b>	<b>Transport restrictions by the competent authorities .....</b>	<b>123</b>
<b>Chapter</b>	<b>1.10</b>	<b>Security provisions</b>	
	1.10.1	General provisions .....	125
	1.10.2	Security training.....	125
	1.10.3	Provisions for high consequence dangerous goods.....	125
<b>Chapters</b>	<b>1.11 to 1.14</b>	<b>(Reserved)</b>	
<b>Chapter</b>	<b>1.15</b>	<b>Recognition of classification societies</b>	
	1.15.1	General.....	133
	1.15.2	Procedure for the recognition of classification societies.....	133
	1.15.3	Conditions and criteria for the recognition of a classification society applying for recognition .....	134
	1.15.4	Obligations of recommended classification societies .....	134
<b>Chapter</b>	<b>1.16</b>	<b>Procedure for the issue of the certificate of approval</b>	
	1.16.1	Certificate of approval .....	137
	1.16.2	Issue and recognition of certificates of approval .....	140
	1.16.3	Inspection procedure .....	140
	1.16.4	Inspection body .....	142
	1.16.5	Application for the issue of a certificate of approval .....	142
	1.16.6	Particulars entered in the certificate of approval and amendments thereto .....	142
	1.16.7	Presentation of the vessel for inspection.....	142
	1.16.8	First inspection.....	143
	1.16.9	Special inspection .....	143
	1.16.10	Periodic inspection and renewal of the certificate of approval .....	143
	1.16.11	Extension of the certificate of approval without an inspection.....	143
	1.16.12	Official inspection.....	143
	1.16.13	Withdrawal, withholding and return of the certificate of approval .....	143
	1.16.14	Duplicate copy .....	144
	1.16.15	Register of certificates of approval .....	144

**PART 2**      **CLASSIFICATION** .....(See Volume II)

Copyright © United Nations, 2019. All rights reserved

## Table of contents (cont'd)

<b>PART 3</b>	<b>DANGEROUS GOODS LIST, SPECIAL PROVISIONS AND EXEMPTIONS RELATED TO LIMITED AND EXCEPTED QUANTITIES .....</b>	<b>147</b>
<b>Chapter 3.1</b>	<b>General.....</b>	<b>(See Volume II)</b>
<b>Chapter 3.2</b>	<b>List of dangerous goods</b>	
3.2.1	Table A: List of dangerous goods in numerical order .....	(See Volume II)
3.2.2	Table B: List of dangerous goods in alphabetical order .....	(See Volume II)
3.2.3	Table C: List of dangerous goods accepted for carriage in tank vessels in numerical order .....	151
3.2.4	Modalities for the application of section 1.5.2 on special authorizations concerning transport in tank vessels .....	237
<b>Chapter 3.3</b>	<b>Special provisions applicable to certain articles or substances .....</b>	<b>(See Volume II)</b>
<b>Chapter 3.4</b>	<b>Dangerous goods packed in limited quantities .....</b>	<b>(See Volume II)</b>
<b>Chapter 3.5</b>	<b>Dangerous goods packed in excepted quantities .....</b>	<b>(See Volume II)</b>
<b>PART 4</b>	<b>PROVISIONS CONCERNING THE USE OF PACKAGINGS, TANKS AND BULK CARGO TRANSPORT UNITS.....</b>	<b>253</b>
<b>Chapter 4.1</b>	<b>General provisions .....</b>	<b>255</b>
<b>PART 5</b>	<b>CONSIGNMENT PROCEDURES .....</b>	<b>257</b>
<b>Chapter 5.1</b>	<b>General provisions</b>	
5.1.1	Application and general provisions.....	259
5.1.2	Use of overpacks.....	259
5.1.3	Empty uncleaned packagings (including IBCs and large packagings), tanks, MEMUs, vehicles, wagons and containers for carriage in bulk .....	259
5.1.4	Mixed packing .....	260
5.1.5	General provisions for Class 7 .....	260
<b>Chapter 5.2</b>	<b>Marking and labelling</b>	
5.2.1	Marking of packages.....	269
5.2.2	Labelling of packages .....	274
<b>Chapter 5.3</b>	<b>Placarding and marking of containers, bulk containers, MEGCs, MEMUs, tank-containers, portable tanks, vehicles and wagons</b>	
5.3.1	Placarding .....	285
5.3.2	Orange-coloured plate marking .....	289
5.3.3	Mark for elevated temperature substances .....	295
5.3.4	Marking for carriage in a transport chain including maritime transport.....	296
5.3.5	(Reserved) .....	297
5.3.6	Environmentally hazardous substance mark .....	297

Copyright © United Nations, 2019. All rights reserved

**Table of contents (cont'd)**

<b>Chapter 5.4</b>	<b>Documentation</b>	
5.4.0	General.....	299
5.4.1	Dangerous goods transport document and related information .....	299
5.4.2	Container/vehicle packing certificate.....	310
5.4.3	Instructions in writing .....	311
5.4.4	Retention of dangerous goods transport information.....	317
5.4.5	Example of a multimodal dangerous goods form .....	317
<b>Chapter 5.5</b>	<b>Special provisions</b>	
5.5.1	<i>(Deleted)</i> .....	321
5.5.2	Special provisions applicable to fumigated cargo transport units (UN 3359) .....	321
5.5.3	Special provisions applicable to packages and vehicles and containers containing substances presenting a risk of asphyxiation when used for cooling or conditioning purposes (such as dry ice (UN 1845) or nitrogen, refrigerated liquid (UN 1977) or argon, refrigerated liquid (UN 1951)) .....	323
<b>PART 6</b>	<b>REQUIREMENTS FOR THE CONSTRUCTION AND TESTING OF PACKAGINGS (INCLUDING IBCS AND LARGE PACKAGINGS), TANKS AND BULK CARGO TRANSPORT UNITS .....</b>	<b>327</b>
<b>Chapter 6.1</b>	<b>General requirements .....</b>	<b>329</b>
<b>PART 7</b>	<b>REQUIREMENTS CONCERNING LOADING, CARRIAGE, UNLOADING AND HANDLING OF CARGO .....</b>	<b>331</b>
<b>Chapter 7.1</b>	<b>Dry cargo vessels</b>	
7.1.0	General requirements .....	333
7.1.1	Mode of carriage of goods .....	333
7.1.2	Requirements applicable to vessels.....	334
7.1.3	General service requirements.....	335
7.1.4	Additional requirements concerning loading, carriage, unloading and other handling of the cargo.....	339
7.1.5	Additional requirements concerning the operation of vessels .....	358
7.1.6	Additional requirements.....	360
<b>Chapter 7.2</b>	<b>Tank vessels</b>	
7.2.0	General requirements .....	369
7.2.1	Mode of carriage of goods .....	369
7.2.2	Requirements applicable to vessels.....	370
7.2.3	General service requirements.....	372
7.2.4	Additional requirements concerning loading, carriage, unloading and other handling of cargo .....	382
7.2.5	Additional requirements concerning the operation of vessels .....	394
<b>PART 8</b>	<b>PROVISIONS FOR VESSEL CREWS, EQUIPMENT, OPERATION AND DOCUMENTATION.....</b>	<b>397</b>
<b>Chapter 8.1</b>	<b>General requirements applicable to vessels and equipment</b>	
8.1.1	<i>(Reserved)</i> .....	399
8.1.2	Documents .....	399
8.1.3	<i>(Reserved)</i> .....	403
8.1.4	Fire-extinguishing arrangements.....	403



Copyright © United Nations, 2019. All rights reserved

**Table of contents (cont'd)**

8.1.5	Special equipment.....	403
8.1.6	Checking and inspection of equipment.....	404
8.1.7	Installations, equipment and self-contained protection systems.....	404
8.1.8	Inspection of the cargo pump-rooms of tank vessels.....	405
8.1.9	<i>(Deleted)</i> .....	405
8.1.10	<i>(Deleted)</i> .....	405
8.1.11	Register of operations during carriage relating to the carriage of UN 1203 .....	405
<b>Chapter 8.2</b>	<b>Requirements concerning training</b>	
8.2.1	General requirements concerning training of experts .....	407
8.2.2	Special requirements for the training of experts .....	408
<b>Chapter 8.3</b>	<b>Miscellaneous requirements to be complied with by the crew of the vessel</b>	
8.3.1	Persons authorized on board .....	421
8.3.2	Portable lighting apparatus .....	421
8.3.3	Admittance on board.....	421
8.3.4	Prohibition on smoking, fire and naked light.....	421
8.3.5	Work on board .....	421
<b>Chapter 8.4</b>	<i>(Reserved)</i> .....	423
<b>Chapter 8.5</b>	<i>(Reserved)</i> .....	425
<b>Chapter 8.6</b>	<b>Documents</b>	
8.6.1	Certificate of approval .....	427
8.6.2	Certificate of special knowledge of ADN according to 8.2.1.2, 8.2.1.5 or 8.2.1.7 .....	438
8.6.3	ADN Checklist.....	439
8.6.4	Checklist degassing to reception facilities .....	444
<b>PART 9</b>	<b>RULES FOR CONSTRUCTION</b> .....	449
<b>Chapter 9.1</b>	<b>Rules for construction of dry cargo vessels</b>	
9.1.0	Rules for construction applicable to dry cargo vessels .....	451
<b>Chapter 9.2</b>	<b>Rules for construction applicable to seagoing vessels which comply with the requirements of the SOLAS 74 Convention, Chapter II-2, Regulation 19 or SOLAS 74, Chapter II-2, Regulation 54</b> .....	471
<b>Chapter 9.3</b>	<b>Rules for construction of tank vessels</b>	
9.3.1	Rules for construction of type G tank vessels .....	477
9.3.2	Rules for construction of type C tank vessels .....	510
9.3.3	Rules for construction of type N tank vessels .....	549
9.3.4	Alternative constructions .....	587

Copyright © United Nations, 2019. All rights reserved

Copyright © United Nations, 2019. All rights reserved

**EUROPEAN AGREEMENT CONCERNING THE  
INTERNATIONAL CARRIAGE OF DANGEROUS GOODS  
BY INLAND WATERWAYS (ADN)**

**THE CONTRACTING PARTIES,**

**DESIRING to establish by joint agreement uniform principles and rules, for the purposes of:**

- (a) increasing the safety of international carriage of dangerous goods by inland waterways;
- (b) contributing effectively to the protection of the environment, by preventing any pollution resulting from accidents or incidents during such carriage; and
- (c) facilitating transport operations and promoting international trade,

**CONSIDERING** that the best means of achieving this goal is to conclude an agreement to replace the "European Provisions concerning the International Carriage of Dangerous Goods by Inland Waterways" annexed to resolution No. 223 of the Inland Transport Committee of the Economic Commission for Europe, as amended,

**HAVE AGREED** as follows:

**CHAPTER I**

**GENERAL PROVISIONS**

**Article 1**

*Scope*

1. This Agreement shall apply to the international carriage of dangerous goods by vessels on inland waterways.
2. This Agreement shall not apply to the carriage of dangerous goods by seagoing vessels on maritime waterways forming part of inland waterways.
3. This Agreement shall not apply to the carriage of dangerous goods by warships or auxiliary warships or to other vessels belonging to or operated by a State, provided such vessels are used by the State exclusively for governmental and non-commercial purposes. However, each Contracting Party shall, by taking appropriate measures which do not impair the operations or operational capacity of such vessels belonging to or operated by it, ensure that such vessels are operated in a manner compatible with this Agreement, where it is reasonable in practice to do so.

Copyright © United Nations, 2019. All rights reserved

## Article 2

### *Regulations annexed to the Agreement*

1. The Regulations annexed to this Agreement shall form an integral part thereof. Any reference to this Agreement implies at the same time a reference to the Regulations annexed thereto.
2. The annexed Regulations include:
  - (a) Provisions concerning the international carriage of dangerous goods by inland waterways;
  - (b) Requirements and procedures concerning inspections, the issue of certificates of approval, recognition of classification societies, derogations, special authorizations, monitoring, training and examination of experts;
  - (c) General transitional provisions;
  - (d) Supplementary transitional provisions applicable to specific inland waterways.

## Article 3

### *Definitions*

For the purposes of this Agreement:

- (a) "*vessel*" means an inland waterway or seagoing vessel;
- (b) "*dangerous goods*" means substances and articles the international carriage of which is prohibited by, or authorized only on certain conditions by, the annexed Regulations;
- (c) "*international carriage of dangerous goods*" means any carriage of dangerous goods performed by a vessel on inland waterways on the territory of at least two Contracting Parties;
- (d) "*inland waterways*" means the navigable inland waterways including maritime waterways on the territory of a Contracting Party open to the navigation of vessels under national law;
- (e) "*maritime waterways*" means inland waterways linked to the sea, basically used for the traffic of seagoing vessels and designated as such under national law;
- (f) "*recognized classification society*" means a classification society which is in conformity with the annexed Regulations and recognized, in accordance with the procedures laid down in these Regulations, by the competent authority of the Contracting Party where the certificate is issued;
- (g) "*competent authority*" means the authority or the body designated or recognized as such in each Contracting Party and in each specific case in connection with these provisions;
- (h) "*inspection body*" means a body nominated or recognized by the Contracting Party for the purpose of inspecting vessels according to the procedures laid down in the annexed Regulations.

Copyright © United Nations, 2019. All rights reserved

## CHAPTER II

### TECHNICAL PROVISIONS

#### Article 4

##### *Prohibitions on carriage, conditions of carriage, monitoring*

1. Subject to the provisions of Articles 7 and 8, dangerous goods barred from carriage by the annexed Regulations shall not be accepted for international carriage.
2. Without prejudice to the provisions of Article 6, the international carriage of other dangerous goods shall be authorized, subject to compliance with the conditions laid down in the annexed Regulations.
3. Observance of the prohibitions and the conditions referred to in paragraphs 1 and 2 shall be monitored by the Contracting Parties in accordance with the provisions laid down in the annexed Regulations.

#### Article 5

##### *Exemptions*

This Agreement shall not apply to the carriage of dangerous goods to the extent to which such carriage is exempted in accordance with the annexed Regulations. Exemptions may only be granted when the quantity of the goods exempted, or the nature of the transport operation exempted, or the packagings, ensure that transport is carried out safely.

#### Article 6

##### *Sovereign right of States*

Each Contracting Party shall retain the right to regulate or prohibit the entry of dangerous goods into its territory for reasons other than safety during carriage.

#### Article 7

##### *Special regulations, derogations*

1. The Contracting Parties shall retain the right to arrange, for a limited period established in the annexed Regulations, by special bilateral or multilateral agreements, and provided safety is not impaired:
  - (a) that the dangerous goods which under this Agreement are barred from international carriage may, subject to certain conditions, be accepted for international carriage on their inland waterways; or
  - (b) that dangerous goods which under this Agreement are accepted for international carriage only on specified conditions may alternatively be accepted for international carriage on their inland waterways under conditions different from those laid down in the annexed Regulations.

The special bilateral or multilateral agreements referred to in this paragraph shall be communicated immediately to the Executive Secretary of the Economic Commission for Europe, who shall communicate them to the Contracting Parties which are not signatories to the said agreements.

Copyright © United Nations, 2019. All rights reserved

2. Each Contracting Party shall retain the right to issue special authorizations for the international carriage in tank vessels of dangerous substances the carriage of which in tank vessels is not permitted under the provisions concerning carriage in the annexed Regulations, subject to compliance with the procedures relating to special authorizations in the annexed Regulations.
3. The Contracting Parties shall retain the right to authorize, in the following cases, the international carriage of dangerous goods on board vessels which do not comply with conditions established in the annexed Regulations, provided that the procedure established in the annexed Regulations is complied with:
  - (a) The use on a vessel of materials, installations or equipment or the application on a vessel of certain measures concerning construction or certain provisions other than those prescribed in the annexed Regulations;
  - (b) Vessel with technical innovations derogating from the provisions of the annexed Regulations.

## Article 8

### *Transitional provisions*

1. Certificates of approval and other documents prepared in accordance with the requirements of the Regulations for the Carriage of Dangerous Goods in the Rhine (ADNR), the Regulations for the Carriage of Dangerous Goods on the Danube (ADN-D) or national regulations based on the European Provisions concerning the International Carriage of Dangerous Goods by Inland Waterways as annexed to resolution No. 223 of the Inland Transport Committee of the Economic Commission for Europe or as amended, applicable at the date of application of the annexed Regulations foreseen in Article 11, paragraph 1, shall remain valid until their expiry date, under the same conditions as those prevailing up to the date of such application, including their recognition by other States. In addition, these certificates shall remain valid for a period of one year from the date of application of the annexed Regulations in the event that they would expire during that period. However, the period of validity shall in no case exceed five years beyond the date of application of the annexed Regulations.
2. Vessels which, at the date of application of the annexed Regulations foreseen in Article 11, paragraph 1, are approved for the carriage of dangerous goods on the territory of a Contracting Party and which conform to the requirements of the annexed Regulations, taking into account where necessary, their general transitional provisions, may obtain an ADN certificate of approval under the procedure laid down in the annexed Regulations.
3. In the case of vessels referred to in paragraph 2 to be used exclusively for carriage on inland waterways where ADNR was not applicable under domestic law prior to the date of application of the annexed Regulations foreseen in Article 11, paragraph 1, the supplementary transitional provisions applicable to specific inland waterways may be applied in addition to the general transitional provisions. Such vessels shall obtain an ADN certificate of approval limited to the inland waterways referred to above, or to a portion thereof.
4. If new provisions are added to the annexed Regulations, the Contracting Parties may include new general transitional provisions. These transitional provisions shall indicate the vessels in question and the period for which they are valid.

## Article 9

### *Applicability of other regulations*

The transport operations to which this Agreement applies shall remain subject to local, regional or international regulations applicable in general to the carriage of goods by inland waterways.

Copyright © United Nations, 2019. All rights reserved

### CHAPTER III

#### FINAL PROVISIONS

##### Article 10

###### *Contracting Parties*

1. Member States of the Economic Commission for Europe whose territory contains inland waterways, other than those forming a coastal route, which form part of the network of inland waterways of international importance as defined in the European Agreement on Main Inland Waterways of International Importance (AGN) may become Contracting Parties to this Agreement:
  - (a) by signing it definitively;
  - (b) by depositing an instrument of ratification, acceptance or approval after signing it subject to ratification, acceptance or approval;
  - (c) by depositing an instrument of accession.
2. The Agreement shall be open for signature until 31 May 2001 at the Office of the Executive Secretary of the Economic Commission for Europe, Geneva. Thereafter, it shall be open for accession.
3. The instruments of ratification, acceptance, approval or accession shall be deposited with the Secretary-General of the United Nations.

##### Article 11

###### *Entry into force*

1. This Agreement shall enter into force one month after the date on which the number of States mentioned in Article 10, paragraph 1, which have signed it definitively, or have deposited their instruments of ratification, acceptance, approval or accession has reached a total of seven.

However, the annexed Regulations, except provisions concerning recognition of classification societies, shall not apply until twelve months after the entry into force of the Agreement.

2. For any State signing this Agreement definitively or ratifying, accepting, approving or acceding to it after seven of the States referred to in Article 10, paragraph 1, have signed it definitively or have deposited their instruments of ratification, acceptance, approval or accession, this Agreement shall enter into force one month after the said State has signed it definitively or has deposited its instrument of ratification, acceptance, approval or accession.

The annexed Regulations shall become applicable on the same date. In the event that the term referred to in paragraph 1 relating to the application of the annexed Regulations has not expired, the annexed Regulations shall become applicable after expiry of the said term.

##### Article 12

###### *Denunciation*

1. Any Contracting Party may denounce this Agreement by so notifying in writing the Secretary-General of the United Nations.
2. Denunciation shall take effect twelve months after the date of receipt by the Secretary-General of the written notification of denunciation.

Copyright © United Nations, 2019. All rights reserved

### **Article 13**

#### ***Termination***

1. If, after the entry into force of this Agreement, the number of Contracting Parties is less than five during twelve consecutive months, this Agreement shall cease to have effect at the end of the said period of twelve months.
2. In the event of the conclusion of a world-wide agreement for the regulation of the multimodal transport of dangerous goods, any provision of this Agreement, with the exception of those pertaining exclusively to inland waterways, the construction and equipment of vessels, carriage in bulk or tankers which is contrary to any provision of the said world-wide agreement shall, from the date on which the latter enters into force, automatically cease to apply to relations between the Parties to this Agreement which become parties to the world-wide agreement, and shall automatically be replaced by the relevant provision of the said world-wide agreement.

### **Article 14**

#### ***Declarations***

1. Any State may, at the time of signing this Agreement definitively or of depositing its instrument of ratification, acceptance, approval or accession or at any time thereafter, declare by written notification addressed to the Secretary-General of the United Nations that this Agreement shall extend to all or any of the territories for the international relations of which it is responsible. The Agreement shall extend to the territory or territories named in the notification one month after it is received by the Secretary-General.
2. Any State which has made a declaration under paragraph 1 of this article extending this Agreement to any territory for whose international relations it is responsible may denounce the Agreement in respect of the said territory in accordance with the provisions of Article 12.
3. (a) In addition, any State may, at the time of signing this Agreement definitively or of depositing its instrument of ratification, acceptance, approval or accession or at any time thereafter, declare by written notification addressed to the Secretary-General of the United Nations that this Agreement shall not extend to certain inland waterways on its territory, provided that the waterways in question are not part of the network of inland waterways of international importance as defined in the AGN. If this declaration is made subsequent to the time when the State signs this Agreement definitively or when it deposits its instrument of ratification, acceptance, approval or accession, the Agreement shall cease to have effect on the inland waterways in question one month after this notification is received by the Secretary-General.  
  
(b) However, any State on whose territory there are inland waterways covered by AGN, and which are, at the date of adoption of this Agreement, subject to a mandatory regime under international law concerning the carriage of dangerous goods, may declare that the implementation of this Agreement on these waterways shall be subject to compliance with the procedures set out in the statutes of the said regime. Any declaration of this nature shall be made at the time of signing this Agreement definitively or of depositing its instrument of ratification, acceptance, approval or accession.
4. Any State which has made a declaration under paragraphs 3 (a) or 3 (b) of this article may subsequently declare by means of a written notification to the Secretary-General of the United Nations that this Agreement shall apply to all or part of its inland waterways covered by the declaration made under paragraphs 3 (a) or 3 (b). The Agreement shall apply to the inland waterways mentioned in the notification one month after it is received by the Secretary-General.



Copyright © United Nations, 2019. All rights reserved

## **Article 15**

### ***Disputes***

1. Any dispute between two or more Contracting Parties concerning the interpretation or application of this Agreement shall so far as possible be settled by negotiation between the Parties in dispute.
2. Any dispute which is not settled by direct negotiation may be referred by the Contracting Parties in dispute to the Administrative Committee which shall consider it and make recommendations for its settlement.
3. Any dispute which is not settled in accordance with paragraphs 1 or 2 shall be submitted to arbitration if any one of the Contracting Parties in dispute so requests and shall be referred accordingly to one or more arbitrators selected by agreement between the Parties in dispute. If within three months from the date of the request for arbitration the Parties in dispute are unable to agree on the selection of an arbitrator or arbitrators, any of those Parties may request the Secretary-General of the United Nations to nominate a single arbitrator to whom the dispute shall be referred for decision.
4. The decision of the arbitrator or arbitrators appointed under paragraph 3 of this article shall be binding on the Contracting Parties in dispute.

## **Article 16**

### ***Reservations***

1. Any State may, at the time of signing this Agreement definitively or of depositing its instrument of ratification, acceptance, approval or accession, declare that it does not consider itself bound by Article 15. Other Contracting Parties shall not be bound by Article 15 in respect of any Contracting Party which has entered such a reservation.
2. Any Contracting State having entered a reservation as provided for in paragraph 1 of this article may at any time withdraw such reservation by notifying in writing the Secretary-General of the United Nations.
3. Reservations other than those provided for in this Agreement are not permitted.

Copyright © United Nations, 2019. All rights reserved

## Article 17

### *Administrative Committee*

1. An Administrative Committee shall be established to consider the implementation of this Agreement, to consider any amendments proposed thereto and to consider measures to secure uniformity in the interpretation and application thereof.
2. The Contracting Parties shall be members of the Administrative Committee. The Committee may decide that the States referred to in Article 10, paragraph 1 of this Agreement which are not Contracting Parties, any other Member State of the Economic Commission for Europe or of the United Nations or representatives of international intergovernmental or non-governmental organizations may, for questions which interest them, attend the sessions of the Committee as observers.
3. The Secretary-General of the United Nations and the Secretary-General of the Central Commission for the Navigation of the Rhine shall provide the Administrative Committee with secretariat services.
4. The Administrative Committee shall, at the first session of the year, elect a Chairperson and a Vice-Chairperson.
5. The Executive Secretary of the Economic Commission for Europe shall convene the Administrative Committee annually, or at other intervals decided on by the Committee, and also at the request of at least five Contracting Parties.
6. A quorum consisting of not less than one half of the Contracting Parties shall be required for the purpose of taking decisions.
7. Proposals shall be put to the vote. Each Contracting Party represented at the session shall have one vote. The following rules shall apply:
  - (a) Proposed amendments to the Agreement and decisions pertaining thereto shall be adopted in accordance with the provisions of Article 19, paragraph 2;
  - (b) Proposed amendments to the annexed Regulations and decisions pertaining thereto shall be adopted in accordance with the provisions of Article 20, paragraph 4;
  - (c) Proposals and decisions relating to the recommendation of agreed classification societies, or to the withdrawal of such recommendation, shall be adopted in accordance with the procedure of the provisions of Article 20, paragraph 4;
  - (d) Any proposal or decision other than those referred to in paragraphs (a) to (c) above shall be adopted by a majority of the Administrative Committee members present and voting.
8. The Administrative Committee may set up such working groups as it may deem necessary to assist it in carrying out its duties.
9. In the absence of relevant provisions in this Agreement, the Rules of Procedure of the Economic Commission for Europe shall be applicable unless the Administrative Committee decides otherwise.

Copyright © United Nations, 2019. All rights reserved

## Article 18

### *Safety Committee*

A Safety Committee shall be established to consider all proposals for the amendment of the Regulations annexed to the Agreement, particularly as regards safety of navigation in relation to the construction, equipment and crews of vessels. The Safety Committee shall function within the framework of the activities of the bodies of the Economic Commission for Europe, of the Central Commission for the Navigation of the Rhine and of the Danube Commission which are competent in the transport of dangerous goods by inland waterways.

## Article 19

### *Procedure for amending the Agreement, excluding the annexed Regulations*

1. This Agreement, excluding its annexed Regulations, may be amended upon the proposal of a Contracting Party by the procedure specified in this article.
2. Any proposed amendment to this Agreement, excluding the annexed Regulations, shall be considered by the Administrative Committee. Any such amendment considered or prepared during the meeting of the Administrative Committee and adopted by it by a two-thirds majority of the members present and voting shall be communicated by the Secretary-General of the United Nations to the Contracting Parties for their acceptance.
3. Any proposed amendments communicated for acceptance in accordance with paragraph 2 shall come into force with respect to all Contracting Parties six months after the expiry of a period of twenty-four months following the date of communication of the proposed amendment if, during that period, no objection to the amendment in question has been communicated in writing to the Secretary-General of the United Nations by a Contracting Party.

## Article 20

### *Procedure for amending the annexed Regulations*

1. The annexed Regulations may be amended upon the proposal of a Contracting Party.  
  
The Secretary-General of the United Nations may also propose amendments with a view to bringing the annexed Regulations into line with other international agreements concerning the transport of dangerous goods and the United Nations Recommendations on the Transport of Dangerous Goods, as well as amendments proposed by a subsidiary body of the Economic Commission for Europe with competence in the area of the transport of dangerous goods.
2. Any proposed amendment to the annexed Regulations shall in principle be submitted to the Safety Committee, which shall submit the draft amendments it adopts to the Administrative Committee.
3. At the specific request of a Contracting Party, or if the secretariat of the Administrative Committee considers it appropriate, amendments may also be proposed directly to the Administrative Committee. They shall be examined at a first session and if they are deemed to be acceptable, they shall be reviewed at the following session of the Committee at the same time as any related proposal, unless otherwise decided by the Committee.
4. Decisions on proposed amendments and proposed draft amendments submitted to the Administrative Committee in accordance with paragraphs 2 and 3 shall be made by a majority of the members present and voting. However, a draft amendment shall not be deemed adopted if, immediately after the vote, five members present declare their objection to it. Adopted draft amendments shall be communicated by the Secretary-General of the United Nations to the Contracting Parties for acceptance.

Copyright © United Nations, 2019. All rights reserved

5. Any draft amendment to the annexed Regulations communicated for acceptance in accordance with paragraph 4 shall be deemed to be accepted unless, within three months from the date on which the Secretary-General circulates it, at least one-third of the Contracting Parties, or five of them if one-third exceeds that figure, have given the Secretary-General written notification of their objection to the proposed amendment. If the amendment is deemed to be accepted, it shall enter into force for all the Contracting Parties, on the expiry of a further period of three months, except in the following cases:
  - (a) In cases where similar amendments to other international agreements governing the carriage of dangerous goods have already entered into force, or will enter into force at a different date, the Secretary-General may decide, upon written request by the Executive Secretary of the Economic Commission for Europe, that the amendment shall enter into force on the expiry of a different period so as to allow the simultaneous entry into force of these amendments with those to be made to such other agreements or, if not possible, the quickest entry into force of this amendment after the entry into force of such amendments to other agreements; such period shall not, however, be of less than one month's duration.
  - (b) The Administrative Committee may specify, when adopting a draft amendment, for the purpose of entry into force of the amendment, should it be accepted, a period of more than three months' duration.

## Article 21

### *Requests, communications and objections*

The Secretary-General of the United Nations shall inform all Contracting Parties and all States referred to in Article 10, paragraph 1 of this Agreement of any request, communication or objection under Articles 19 and 20 above and of the date on which any amendment enters into force.

## Article 22

### *Review conference*

1. Notwithstanding the procedure provided for in Articles 19 and 20, any Contracting Party may, by notification in writing to the Secretary-General of the United Nations, request that a conference be convened for the purpose of reviewing this Agreement.

A review conference to which all Contracting Parties and all States referred to in Article 10, paragraph 1, shall be invited, shall be convened by the Executive Secretary of the Economic Commission for Europe if, within a period of six months following the date of notification by the Secretary-General, not less than one fourth of the Contracting Parties notify him of their concurrence with the request.

2. Notwithstanding the procedure provided for in Articles 19 and 20, a review conference to which all Contracting Parties and all States referred to in Article 10, paragraph 1, shall be invited, shall also be convened by the Executive Secretary of the Economic Commission for Europe upon notification in writing by the Administrative Committee. The Administrative Committee shall make a request if agreed to by a majority of those present and voting in the Committee.

Copyright © United Nations, 2019. All rights reserved

3. If a conference is convened in pursuance of paragraphs 1 or 2 of this article, the Executive Secretary of the Economic Commission for Europe shall invite the Contracting Parties to submit, within a period of three months, the proposals which they wish the conference to consider.
4. The Executive Secretary of the Economic Commission for Europe shall circulate to all the Contracting Parties and to all the States referred to in Article 10, paragraph 1, the provisional agenda for the conference, together with the texts of such proposals, at least six months before the date on which the conference is to meet.

### **Article 23**

#### **Depositary**

The Secretary-General of the United Nations shall be the depositary of this Agreement.

**IN WITNESS WHEREOF** the undersigned, being duly authorized thereto, have signed this Agreement.

**DONE at Geneva**, this twenty-sixth day of May two thousand, in a single copy, in the English, French, German and Russian languages for the text of the Agreement proper, and in the French language for the annexed Regulations, each text being equally authentic for the Agreement proper.

The Secretary-General of the United Nations is requested to prepare a translation of the annexed Regulations in the English and Russian languages.

The Secretary-General of the Central Commission for the Navigation of the Rhine is requested to prepare a translation of the annexed Regulations in the German language.

Copyright © United Nations, 2019. All rights reserved

Copyright © United Nations, 2019. All rights reserved

## **ANNEXED REGULATIONS**

Copyright © United Nations, 2019. All rights reserved



Copyright © United Nations, 2019. All rights reserved

# **PART I**

## **General provisions**

Copyright © United Nations, 2019. All rights reserved

Copyright © United Nations, 2019. All rights reserved

## CHAPTER 1.1

### SCOPE AND APPLICABILITY

#### 1.1.1 Structure

The Regulations annexed to ADN are grouped into nine parts. Each part is subdivided into chapters and each chapter into sections and subsections (see table of contents). Within each part the number of the part is included with the numbers of the chapters, sections and subsections, for example Part 2, Chapter 2, section 1 is numbered “2.2.1”.

#### 1.1.2 Scope

1.1.2.1 For the purposes of Article 2 paragraph 2 (a) and Article 4 of ADN, the annexed Regulations specify:

- (a) dangerous goods which are barred from international carriage;
- (b) dangerous goods which are authorized for international carriage and the conditions attaching to them (including exemptions) particularly with regard to:
  - classification of goods, including classification criteria and relevant test methods;
  - use of packagings (including mixed packing);
  - use of tanks (including filling);
  - consignment procedures (including marking and labelling of packages and placarding and marking of vehicles and wagons embarked, the marking of vessels as well as documentation and information required);
  - provisions concerning the construction, testing and approval of packagings and tanks;
  - use of means of transport (including loading, mixed loading and unloading).

1.1.2.2 For the purposes of Article 5 of ADN, section 1.1.3 of this chapter specifies the cases in which the carriage of dangerous goods is partially or totally exempted from the conditions of carriage established by ADN.

1.1.2.3 For the purposes of Article 7 of ADN, Chapter 1.5 of this part specifies the rules concerning the derogations, special authorizations and equivalences for which that article provides.

1.1.2.4 For the purposes of Article 8 of ADN, Chapter 1.6 of this part specifies the transitional measures concerning the application of the Regulations annexed to ADN.

1.1.2.5 The provisions of ADN also apply to empty vessels or vessels which have been unloaded as long as the holds, cargo tanks or receptacles or tanks accepted on board are not free from dangerous substances or gases, except for the exemptions for which section 1.1.3 of these Regulations provides.

Copyright © United Nations, 2019. All rights reserved

### 1.1.3 Exemptions

#### 1.1.3.1 *Exemptions related to the nature of the transport operation*

The provisions laid down in ADN do not apply to:

- (a) the carriage of dangerous goods by private individuals where the goods in question are packaged for retail sale and are intended for their personal or domestic use or for their leisure or sporting activities provided that measures have been taken to prevent any leakage of contents in normal conditions of carriage. When these goods are flammable liquids carried in refillable receptacles filled by, or for, a private individual, the total quantity shall not exceed 60 litres per receptacle and 240 litres per cargo transport unit. Dangerous goods in IBCs, large packagings or tanks are not considered to be packaged for retail sale;
- (b) *(Deleted)*
- (c) the carriage undertaken by enterprises which is ancillary to their main activity, such as deliveries to or returns from building or civil engineering sites, or in relation to surveying, repairs and maintenance, in quantities of not more than 450 litres per packaging, including intermediate bulk containers (IBCs) and large packagings, and within the maximum quantities specified in 1.1.3.6. Measures shall be taken to prevent any leakage of contents in normal conditions of carriage. These exemptions do not apply to Class 7.

Carriage undertaken by such enterprises for their supply or external or internal distribution does not fall within the scope of this exemption;

- (d) the carriage undertaken by the competent authorities for the emergency response or under their supervision, insofar as such carriage is necessary in relation to the emergency response, in particular carriage undertaken to recover dangerous goods involved in an incident or accident and move them to the nearest appropriate safe place;
- (e) emergency transport under the supervision of the competent authorities intended to save human lives or protect the environment provided that all measures are taken to ensure that such transport is carried out in complete safety;
- (f) the carriage of uncleaned empty static storage vessels which have contained gases of Class 2, groups A, O or F, substances of Class 3 or Class 9 belonging to packing group II or III or pesticides of Class 6.1 belonging to packing group II or III, subject to the following conditions:

All openings with the exception of pressure relief devices (when fitted) are hermetically closed;

Measures have been taken to prevent any leakage of contents in normal conditions of carriage; and

The load is fixed in cradles or crates or other handling devices or to the vehicle, container or vessel in such a way that they will not become loose or shift during normal conditions of carriage.

Copyright © United Nations, 2019. All rights reserved

This exemption does not apply to static storage vessels which have contained desensitized explosives or substances the carriage of which is prohibited by ADN.

**NOTE:** For radioactive material see also 1.7.1.4.

#### 1.1.3.2 ***Exemptions related to the carriage of gases***

The provisions laid down in ADN do not apply to the carriage of:

- (a) *(Reserved)*
- (b) *(Reserved)*
- (c) gases of Groups A and O (according to 2.2.2.1), if the pressure of the gas in the receptacle or tank at a temperature of 20 °C does not exceed 200 kPa (2 bar) and if the gas is not a liquefied or a refrigerated liquefied gas. This includes every kind of receptacle or tank, e.g. also parts of machinery and apparatus;

**NOTE:** This exemption does not apply to lamps. For lamps see 1.1.3.10.

- (d) gases contained in the equipment used for the operation of the vessel (e.g. fire extinguishers), including spare parts;
- (e) *(Reserved)*
- (f) gases contained in foodstuffs (except UN 1950), including carbonated beverages;
- (g) gases contained in balls intended for use in sports; and
- (h) *(Deleted)*

#### 1.1.3.3 ***Exemptions related to dangerous goods used for the propulsion of vessels, vehicles, wagons or non-road mobile machinery carried, for the operation of their special equipment, for their upkeep or for their safety***

The requirements of ADN do not apply to substances used

- for the propulsion of vessels, vehicles, wagons or non-road mobile machinery carried<sup>1</sup>,
- for the upkeep of vessels,
- for the operation or upkeep of their permanently installed special equipment,
- for the operation or upkeep of their mobile special equipment used during carriage or intended to be used during carriage, or
- to ensure safety,

and which are carried on board in the packaging, receptacle or tanks intended for use for this purpose.

<sup>1</sup> For the definition of non-road mobile machinery see paragraph 2.7 of the Consolidated Resolution on the Construction of Vehicles (R.E.3) (United Nations document ECE/TRANS/WP.29/78/Rev.3) or Article 2 of Directive 97/68/EC of the European Parliament and of the Council of 16 December 1997 on the approximation of the laws of the Member States relating to measures against the emission of gaseous and particulate pollutants from internal combustion engines to be installed in non-road mobile machinery (Official Journal of the European Communities No. L 059 of 27 February 1998).

Copyright © United Nations, 2019. All rights reserved

**1.1.3.4** *Exemptions related to special provisions or to dangerous goods packed in limited or excepted quantities*

**NOTE:** For radioactive material see also 1.7.1.4.

1.1.3.4.1 Certain special provisions of Chapter 3.3 exempt partially or totally the carriage of specific dangerous goods from the requirements of ADN. The exemption applies when the special provision is referred to in Column (6) of Table A of Chapter 3.2 against the dangerous goods entry concerned.

1.1.3.4.2 Certain dangerous goods may be subject to exemptions provided that the conditions of Chapter 3.4 are met.

1.1.3.4.3 Certain dangerous goods may be subject to exemptions provided that the conditions of Chapter 3.5 are met.

**1.1.3.5** *Exemptions related to empty uncleaned packagings*

Empty uncleaned packagings (including IBCs and large packagings) which have contained substances of Classes 2, 3, 4.1, 5.1, 6.1, 8 and 9 are not subject to the conditions of ADN if adequate measures have been taken to nullify any hazards. Hazards are nullified if adequate measures have been taken to nullify all hazards of Classes 1 to 9.

**1.1.3.6** *Exemptions related to quantities carried on board vessels*

1.1.3.6.1 (a) In the event of the carriage of dangerous goods in packages, the provisions of ADN other than those of 1.1.3.6.2 are not applicable when the gross mass of all the dangerous goods carried does not exceed 3,000 kg.

This provision does not apply to the carriage of:

- (i) substances and articles of Class 1;
- (ii) substances of Class 2, groups T, F, TF, TC, TO, TFC or TOC, according to 2.2.2.1.3 and aerosols of groups C, CO, F, FC, T, TF, TC, TO, TFC and TOC according to 2.2.2.1.6;
- (iii) substances of Classes 4.1 or 5.2. for which a danger label of model No. 1 is required in column (5) of Table A of Chapter 3.2;
- (iv) substances of Class 6.2, Category A;
- (v) substances of Class 7 other than UN Nos. 2908, 2909, 2910 and 2911;
- (vi) substances assigned to Packing Group I;
- (vii) substances carried in tanks;

(b) In the event of the carriage of dangerous goods in packages other than tanks, the provisions of ADN other than those of 1.1.3.6.2 are not applicable to the carriage of:

- substances of Class 2 of group F in accordance with 2.2.2.1.3 or aerosols of group F according to 2.2.2.1.6; or
- substances assigned to Packing Group I, except substances of Class 6.1;

when the gross mass of these goods does not exceed 300 kg.

Copyright © United Nations, 2019. All rights reserved

1.1.3.6.2 The carriage of exempted quantities according to 1.1.3.6.1 is, however, subject to the following conditions:

- (a) The obligation to report in accordance with 1.8.5 remains applicable;
- (b) Packages, except vehicles and containers (including swap bodies), shall comply with the requirements for packagings referred to in Parts 4 and 6 of ADR or RID; the provisions of Chapter 5.2 concerning marking and labelling are applicable;
- (c) The following documents shall be on board:
  - the transport documents (see 5.4.1.1); they shall concern all the dangerous goods carried on board;
  - the stowage plan (see 7.1.4.11.1);
- (d) The goods shall be stowed in the holds.

This provision does not apply to goods loaded in:

- closed containers;
  - sheeted vehicles or sheeted wagons;
- (e) Goods of different class shall be separated by a minimum horizontal distance of 3 m. They shall not be stowed on top of each other.

This provision does not apply to:

- closed containers;
  - sheeted vehicles or sheeted wagons;
- (f) For seagoing and inland navigation vessels, where the latter carry only containers, the above requirements under (d) and (e) shall be considered to have been met if the provisions of the IMDG Code regarding stowage and separation are met and if this particular is recorded in the transport document.

#### 1.1.3.7 ***Exemptions related to the carriage of electric energy storage and production systems***

The provisions laid down in ADN do not apply to electric energy storage and production systems (e.g., lithium batteries, electric capacitors, asymmetric capacitors, metal hydride storage systems and fuel cells):

- (a) installed in a means of transport, performing a transport operation and destined for its propulsion or for the operation of any of its equipment;
- (b) contained in an equipment for the operation of this equipment used or intended for use during carriage (e.g. a laptop computer).

1.1.3.8 *(Reserved)*

#### 1.1.3.9 ***Exemptions related to dangerous goods used as a coolant or conditioner during carriage***

When used in vehicles or containers for cooling or conditioning purposes, dangerous goods that are only asphyxiant (which dilute or replace the oxygen normally in the atmosphere) are only subject to the provisions of section 5.5.3.

Copyright © United Nations, 2019. All rights reserved

#### 1.1.3.10 *Exemptions related to the carriage of lamps containing dangerous goods*

The following lamps are not subject to ADN provided that they do not contain radioactive material and do not contain mercury in quantities above those specified in special provision 366 of Chapter 3.3:

- (a) Lamps that are collected directly from individuals and households when carried to a collection or recycling facility;

*NOTE: This also includes lamps brought by individuals to a first collection point, and then carried to another collection point, intermediate processing or recycling facility.*

- (b) Lamps each containing not more than 1 g of dangerous goods and packaged so that there is not more than 30 g of dangerous goods per package, provided that:

- (i) the lamps are manufactured according to a certified quality management system;

*NOTE: ISO 9001 may be used for this purpose.*

and

- (ii) each lamp is either individually packed in inner packagings, separated by dividers, or surrounded with cushioning material to protect the lamps and packed into strong outer packagings meeting the general provisions of 4.1.1.1 of ADR and capable of passing a 1.2 m drop test;

- (c) Used, damaged or defective lamps each containing not more than 1 g of dangerous goods with not more than 30 g of dangerous goods per package when carried from a collection or recycling facility. The lamps shall be packed in strong outer packagings sufficient for preventing release of the contents under normal conditions of carriage meeting the general provisions of 4.1.1.1 of ADR and that are capable of passing a drop test of not less than 1.2 m;
- (d) Lamps containing only gases of Groups A and O (according to 2.2.2.1) provided they are packaged so that the projectile effects of any rupture of the lamp will be contained within the package.

*NOTE: Lamps containing radioactive material are addressed in 2.2.7.2.2.2 (b).*

#### 1.1.4 **Applicability of other regulations**

##### 1.1.4.1 **General**

The following requirements are applicable to packages:

- (a) In the case of packagings (including large packagings and intermediate bulk containers (IBCs), the applicable requirements of one of the international regulations shall be met (see also Part 4 and Part 6);
- (b) In the case of containers, tank-containers, portable tanks and multiple element gas containers (MEGCs), the applicable requirements of ADR, RID or the IMDG Code shall be met (see also Part 4 and Part 6);
- (c) In the case of vehicles or wagons, the vehicles or wagons and their load shall meet the applicable requirements of ADR or of RID, as relevant.



Copyright © United Nations, 2019. All rights reserved

**NOTE:** For the marking, labelling, placarding and orange plate marking, see also Chapters 5.2 and 5.3.

#### **1.1.4.2 Carriage in a transport chain including maritime, road, rail or air carriage**

1.1.4.2.1 Packages, containers, bulk-containers, portable tanks and tank-containers and MEGCs, which do not entirely meet the requirements for packing, mixed packing, marking, labelling of packages or placarding and orange plate marking, of ADN, but are in conformity with the requirements of the IMDG Code or the ICAO Technical Instructions shall be accepted for carriage in a transport chain including maritime or air carriage subject to the following conditions:

- (a) If the packages are not marked and labelled in accordance with ADN, they shall bear marks and danger labels in accordance with the requirements of the IMDG Code or the ICAO Technical Instructions;
- (b) The requirements of the IMDG Code or the ICAO Technical Instructions shall be applicable to mixed packing within a package;
- (c) For carriage in a transport chain including maritime carriage, if the containers, bulk-containers, portable tanks, tank-containers or MEGCs are not marked and placarded in accordance with Chapter 5.3 of these Regulations, they shall be marked and placarded in accordance with Chapter 5.3 of the IMDG Code. In such case, only 5.3.2.1.1 of these Regulations is applicable to the marking of the vehicle itself. For empty, uncleaned portable tanks, tank-containers and MEGCs, this requirement shall apply up to and including the subsequent transfer to a cleaning station.

This derogation does not apply in the case of goods classified as dangerous goods in classes 1 to 9 of ADN and considered as non-dangerous goods according to the applicable requirements of the IMDG Code or the ICAO Technical Instructions.

1.1.4.2.2 When a maritime, road, rail or air transport operation follows or precedes carriage by inland waterway, the transport document used or to be used for the maritime, road, rail or air transport operation may be used in place of the transport document prescribed in 5.4.1 provided that the particulars it contains are in conformity with the applicable requirements of the IMDG Code, ADR, RID or the ICAO Technical Instructions, respectively except that, when additional information is required by ADN, it shall be added or entered at the appropriate place.

**NOTE:** For carriage in accordance with 1.1.4.2.1, see also 5.4.1.1.7. For carriage in containers, see also 5.4.2.

#### **1.1.4.3 Use of IMO type portable tanks approved for maritime transport**

IMO type portable tanks (types 1, 2, 5 and 7) which do not meet the requirements of Chapters 6.7 or 6.8 of ADR, but which were built and approved before 1 January 2003 in accordance with the provisions of the IMDG Code (Amdt. 29-98) may continue to be used provided that they meet the applicable periodic inspection and test provisions of the IMDG Code<sup>2</sup>. In addition, they shall meet the provisions corresponding to the instructions set out in columns (10) and (11) of Table A in Chapter 3.2 and the provisions of Chapter 4.2 of ADR. See also 4.2.0.1 of the IMDG Code.

1.1.4.4 and 1.1.4.5 (Reserved)

<sup>2</sup> The International Maritime Organization (IMO) has issued "Revised guidance on the continued use of existing IMO type portable tanks and road tank vehicles for the transport of dangerous goods" as circular CCC.1/Circ.3. The text of this guidance can be found on the IMO website at: [www.imo.org](http://www.imo.org).

Copyright © United Nations, 2019. All rights reserved

**1.1.4.6**      *Other regulations applicable to carriage by inland waterway*

1.1.4.6.1      In accordance with article 9 of ADN, transport operations shall remain subject to the local, regional or international requirements generally applicable to the carriage of goods by inland waterway.

1.1.4.6.2      Where the requirements of these Regulations are in contradiction with the requirements referred to in 1.1.4.6.1, the requirements referred to in 1.1.4.6.1 shall not apply.

**1.1.5**      **Application of standards**

Where the application of a standard is required and there is any conflict between the standard and the provisions of ADN, the provisions of ADN take precedence. The requirements of the standard that do not conflict with ADN shall be applied as specified, including the requirements of any other standard, or part of a standard, referenced within that standard as normative.

Copyright © United Nations, 2019. All rights reserved

## CHAPTER 1.2

### DEFINITIONS AND UNITS OF MEASUREMENT

#### 1.2.1 Definitions

**NOTE:** *This section contains all general or specific definitions.*

For the purposes of these regulations:

#### A

*Accommodation* means spaces intended for the use of persons normally living on board, including galleys, food stores, lavatories, washrooms, bathrooms, laundries, halls, alleyways, etc., but excluding the wheelhouse;

*ADR* means the European Agreement concerning the International Carriage of Dangerous Goods by Road;

*Aerosol*, see *Aerosol dispenser*;

*Aerosol dispenser* means an article consisting of any non-refillable receptacle meeting the requirements of 6.2.6 of ADR made of metal, glass or plastics, and containing a gas, compressed, liquefied or dissolved under pressure, with or without a liquid, paste or powder, and fitted with a release device allowing the contents to be ejected as solid or liquid particles in suspension in a gas, as a foam, paste or powder or in a liquid state or in a gaseous state;

*Animal material* means animal carcasses, animal body parts, foodstuffs or feedstuffs derived from animals;

*Approval*

*Multilateral approval*, for the carriage of radioactive material, means approval by the relevant competent authority of the country of origin of the design or shipment, as applicable, and by the competent authority of each country through or into which the consignment is to be carried;

*Unilateral approval*, for the carriage of radioactive material, means an approval of a design which is required to be given by the competent authority of the country of origin of the design only. If the country of origin is not a Contracting Party to ADN, the approval shall require validation by the competent authority of a Contracting Party to ADN (see 6.4.22.8 of ADR);

*ASTM* means the American Society for Testing and Materials (ASTM International, 100 Barr Harbor Drive, PO Box C700, West Conshohocken, PA, 19428-2959, United States of America);

*Auto-ignition temperature (EN 13237:2011)* means the lowest temperature determined under prescribed test conditions of a hot surface on which a flammable substance in the form of a gas/air or vapour/air mixture ignites.

#### B

*Bag* means a flexible packaging made of paper, plastics film, textiles, woven material or other suitable material;

*Battery-vehicle* means a vehicle containing elements which are linked to each other by a manifold and permanently fixed to this vehicle. The following elements are considered to be

Copyright © United Nations, 2019. All rights reserved

elements of a battery-vehicle: cylinders, tubes, bundles of cylinders (also known as frames), pressure drums as well as tanks destined for the carriage of gases as defined in 2.2.2.1.1 with a capacity of more than 450 litres;

*Battery-wagon* means a wagon containing elements which are linked to each other by a manifold and permanently fixed to a wagon. The following elements are considered to be elements of a battery wagon: cylinders, tubes, bundles of cylinders (also known as frames), pressure drums as well as tanks intended for gases of Class 2 with a capacity greater than 450 litres;

*Bilge water* means oily water from the engine room bilges, the peak, the cofferdams and the double-hull spaces;

*Biological/technical name* means a name currently used in scientific and technical handbooks, journals and texts. Trade names shall not be used for this purpose;

*Body* (for all categories of IBC other than composite IBCs) means the receptacle proper, including openings and closures, but does not include service equipment;

*Boil-off* means the vapour produced above the surface of a boiling cargo due to evaporation. It is caused by heat ingress or a drop in pressure;

*Box* means a packaging with complete rectangular or polygonal faces, made of metal, wood, plywood, reconstituted wood, fibreboard, plastics or other suitable material. Small holes for purposes of ease of handling or opening or to meet classification requirements, are permitted as long as they do not compromise the integrity of the packaging during carriage;

*Breathing apparatus (ambient air-dependent filter apparatus)* means an apparatus which protects the person wearing it when working in a dangerous atmosphere by means of a suitable filter. For such apparatuses, see for example European standard EN 136:1998. For the filters used, see for example European standard EN 14387:2004 + A1:2008;

*Breathing apparatus (self-contained)* means an apparatus which supplies the person wearing it when working in a dangerous atmosphere with breathing air by means of pressurized air carried with him or by means of an external supply via a tube. For such apparatuses, see for example European standard EN 137:2006 or EN 138:1994;

*Bulk container* means a containment system (including any liner or coating) intended for the carriage of solid substances which is in direct contact with the containment system. Packagings, intermediate bulk containers (IBCs), large packagings and tanks are not included.

A bulk container is:

- of a permanent character and accordingly strong enough to be suitable for repeated use;
- specially designed to facilitate the carriage of goods by one or more means of transport without intermediate reloading;
- fitted with devices permitting its ready handling;
- of a capacity of not less than 1.0 m<sup>3</sup>.

Examples of bulk containers are containers, offshore bulk containers, skips, bulk bins, swap bodies, trough-shaped containers, roller containers, load compartments of vehicles or wagons;

Copyright © United Nations, 2019. All rights reserved

**NOTE:** This definition only applies to bulk containers meeting the requirements of chapter 6.11 of ADR.

*Closed bulk container* means a totally closed bulk container having a rigid roof, sidewalls, end walls and floor (including hopper-type bottoms). The term includes bulk containers with an opening roof, side or end wall that can be closed during carriage. Closed bulk containers may be equipped with openings to allow for the exchange of vapours and gases with air and which prevent under normal conditions of carriage the release of solid contents as well as the penetration of rain and splash water;

*Flexible bulk container* means a flexible container with a capacity not exceeding 15 m<sup>3</sup> and includes liners and attached handling devices and service equipment;

*Sheeted bulk container* means an open top bulk container with rigid bottom (including hopper-type bottom), side and end walls and a non-rigid covering;

*Bulkhead* means a metal wall, generally vertical, inside the vessel and which is bounded by the bottom, the side plating, a deck, the hatchway covers or by another bulkhead;

*Bulkhead (watertight)* means

- In a dry cargo vessel: a bulkhead constructed so that it can withstand water pressure with a head of 1.00 metre above the deck but at least to the top of the hatchway coaming;
- In a tank vessel: a bulkhead constructed to withstand a water pressure of 1.00 metre above the deck;

*Bundle of cylinders (frame)* means an assembly of cylinders that are fastened together and are interconnected by a manifold and carried as a unit. The total water capacity shall not exceed 3,000 litres except that bundles intended for the carriage of toxic gases of Class 2 (groups starting with letter T according to 2.2.2.1.3) shall be limited to 1,000 litres water capacity.

## C

*Capacity of shell or shell compartment*, for tanks, means the total inner volume of the shell or shell compartment expressed in litres or cubic metres. When it is impossible to completely fill the shell or the shell compartment because of its shape or construction, this reduced capacity shall be used for the determination of the degree of filling and for the marking of the tank;

*Cargo area* means the whole of the following spaces on board tank vessels:

*Space below deck:*

The space between two vertical planes perpendicular to the centre-line plane of the vessel, which comprises cargo tanks, hold spaces, cofferdams, double-hull spaces and double bottoms; these planes normally coincide with the outer cofferdam bulkheads or hold end bulkheads.

*Space above deck:* the space which is bounded:

- Athwart, by ships vertical planes corresponding to the side plating;
- Fore and aft, by vertical planes at the height of the outer cofferdam bulkheads/hold end bulkheads;

Copyright © United Nations, 2019. All rights reserved

- Upwards, by a horizontal plane 2.50 m above deck.

The boundary planes fore and aft are referred to as the ‘boundary planes of the cargo area’;

*Cargo piping*, see *Piping for loading and unloading*;

*Cargo pump-room* means a service space where the cargo pumps and stripping pumps are installed together with their operational equipment;

*Cargo residues* means liquid cargo which cannot be pumped out of the cargo tanks or piping by means of the stripping system;

*Cargo tank* means a tank which is permanently attached to the vessel and intended for the carriage of dangerous goods.

*Cargo tank design*:

- (a) *Pressure cargo tank* means a cargo tank independent of the vessel’s hull, built according to dedicated recognised standards for a working pressure  $\geq 400$  kPa;
- (b) *Closed cargo tank* means a cargo tank connected to the outside atmosphere through a device preventing unacceptable internal overpressure or underpressure;
- (c) *Open cargo tank with flame arrester* means a cargo tank connected to the outside atmosphere through a device fitted with a flame arrester;
- (d) *Open cargo tank* means a cargo tank in open connection with the outside atmosphere.

*Cargo tank type*:

- (a) *Independent cargo tank* means a cargo tank which is permanently built in, but which is independent of the vessel’s structure;
- (b) *Integral cargo tank* means a cargo tank which is constituted by the vessel’s structure itself and bounded by the outer hull or by walls separate from the outer hull;
- (c) *Cargo tank with walls distinct from the outer hull* means an integral cargo tank of which the bottom and side walls do not form the outer hull of the vessel or an independent cargo tank.

*Cargo tank (discharged)* means a cargo tank which after unloading may contain some residual cargo.

*Cargo tank (empty)* means a cargo tank which after unloading contains no residual cargo but may not be gas free.

*Cargo tank (gas free)* means a cargo tank which after unloading does not contain any residual cargo or any measurable concentration of dangerous gases and vapours.

*Cargo transport unit* means a vehicle, a wagon, a container, a tank-container, a portable tank or an MEGC;

*Carriage* means the change of place of dangerous goods, including stops made necessary by transport conditions and including any period spent by the dangerous goods in vessels, vehicles, wagons, tanks and containers made necessary by traffic conditions before, during and after the change of place.

Copyright © United Nations, 2019. All rights reserved

This definition also covers the intermediate temporary storage of dangerous goods in order to change the mode or means of transport (transshipment). This shall apply provided that transport documents showing the place of dispatch and the place of reception are presented on request and provided that packages and tanks are not opened during intermediate storage, except to be checked by the competent authorities;

*Carriage in bulk* means the carriage of an unpackaged solid which can be discharged;

**NOTE:** *Within the meaning of ADN, the carriage in bulk referred to in ADR or RID is considered as carriage in packages.*

*Carrier* means the enterprise which carries out the transport operation with or without a transport contract;

*CDNI* means Convention on the Collection, Storage and Reception of Waste Generated during Navigation on the Rhine and Other Inland Waterways;

*CEVNI* means the UNECE European Code for Inland Waterways;

*CGA* means the Compressed Gas Association (CGA, 14501 George Carter Way, Suite 103, Chantilly, VA 20151, United States of America);

*CIM* means the Uniform Rules Concerning the Contract of International Carriage of Goods by Rail (Appendix B to the Convention concerning International Carriage by Rail (COTIF)), as amended;

*Classification society (recognized)* means a classification society which is recognized by the competent authorities in accordance with Chapter 1.15;

*Classification of explosion hazardous areas (see Directive 1999/92/CE<sup>1</sup>)*

- Zone 0: areas in which dangerous explosive atmospheres of gases, vapours or sprays exist permanently or during long periods;
- Zone 1: areas in which dangerous explosive atmospheres of gases, vapours or sprays are likely to occur occasionally;
- Zone 2: areas in which dangerous explosive atmospheres of gases, vapours or sprays are likely to occur rarely and if so for short periods only;

See also *Classification of zones*

*Classification of zones:* this classification (see diagram) applies to tank vessels when the list of substances on the vessel according to 1.16.1.2.5 contains substances for which explosion protection is required in column (17) of Table C of Chapter 3.2.

**Zone 0** comprises:



- Inside all cargo tanks, tanks for residual products, receptacles for residual products and receptacles for slops, and pipings containing cargoes or cargo vapours, including their equipment, as well as pumps and compressors.

<sup>1</sup> Official Journal of the European Communities No. L 23 of 28 January 2000, p.57.

Copyright © United Nations, 2019. All rights reserved

**Zone 1** comprises:



- All spaces located below deck in the cargo area not part of zone 0.
- Closed spaces on deck within the cargo area.
- The deck in the cargo area over the entire width of the vessel to the outer cofferdam bulkheads.
- Up to a distance of at least 1.60 m to the “boundary planes of the cargo area”, the height above the deck is 2.50 m, but at least 1.50 m above the highest piping carrying cargoes or cargo vapours.

Adjacent (fore and aft) to the outermost cargo tank bulkheads, the height is 0.25 m above deck.

If the ship is built with hold spaces or a cofferdam/part of a cofferdam is arranged as a service space, the adjacent height (fore and aft) to the “boundary plane of the cargo area” is 1.00 m above deck (see diagram).

- Every opening in zone 0 except the high velocity vent valves/safety valves of pressurized cargo tanks shall be surrounded by a cylindrical zone 1 having at least a width of 2.50 m. With openings of which the diameter is less than 0.026 m (1”), the distance to the outer cofferdam bulkhead may be reduced to 0.50 m, provided it is ensured that such an opening is not opened to the atmosphere within this distance.
- A cylindrical area surrounding the high velocity vent valve/safety valve of pressurized cargo tanks with a radius of 3.00 m up to a height of 4.00 m above the opening of the high velocity vent valve/safety valve of pressurized cargo tanks.
- Around ventilation inlets of service spaces fitted with a ventilation system located in the cargo area, a zone included in a portion of a sphere with a radius of 1.00 m.

**Zone 2** comprises:



- On the deck in the cargo area, a zone extending 1.00 m upwards and sideways longitudinally from zone 1.
- On the fore deck and the aft deck, an area 7.50 m in length across the entire width of the vessel and adjacent to the “boundary plane of the cargo area”. Between the lateral side of the vessel and the protection wall, the length and height of this area equals the dimensions of the lateral side of the protection wall. Elsewhere, the height in zone 2 is 0.50 m.

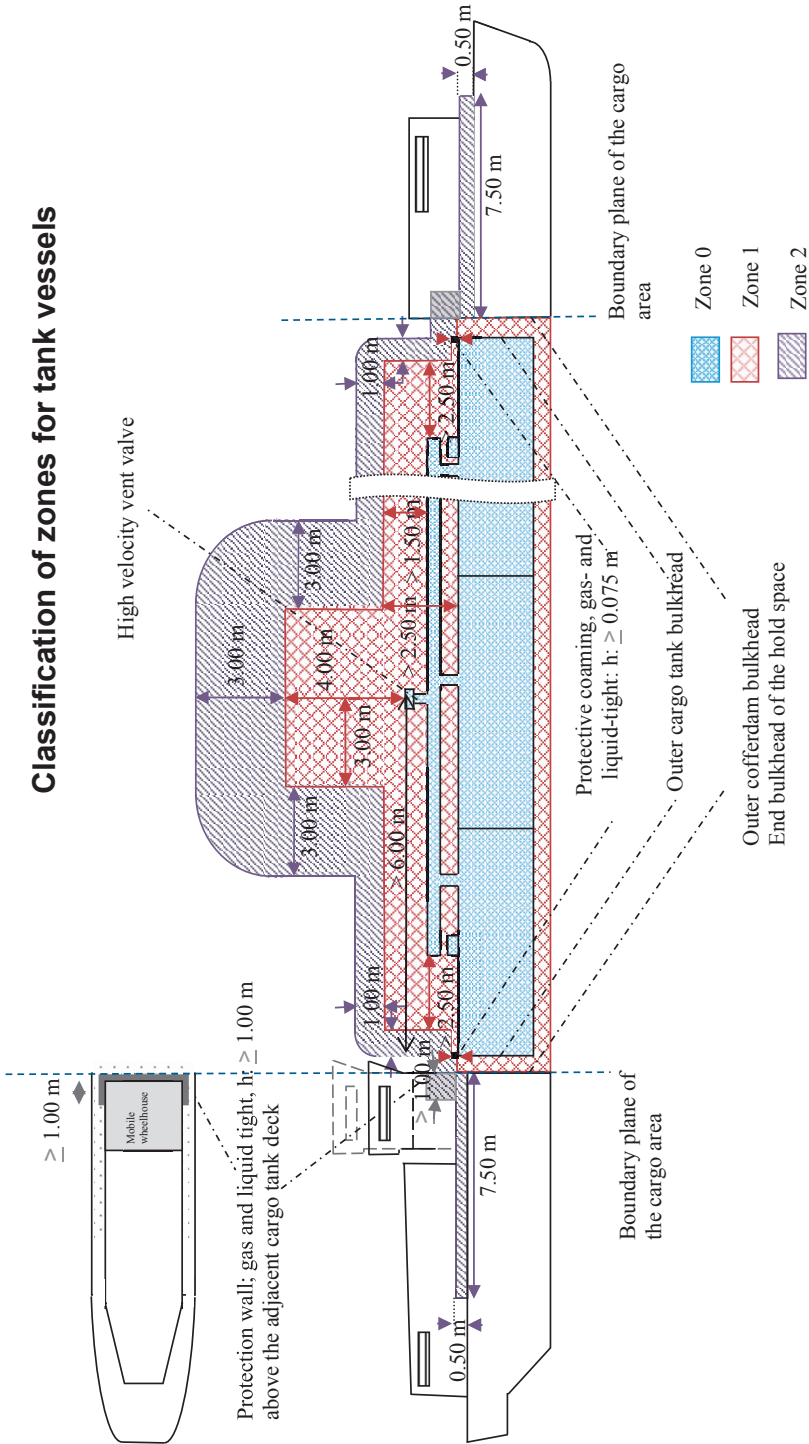
This area is not part of zone 2 if the protection wall extends from one side of the vessel to the other and there are no openings.

- An area of 3.00 m extending around zone 1 encompassing the high velocity vent valves/safety valves of pressure cargo tanks.
- Around the ventilation inlets of service spaces fitted with a ventilation system located in the cargo area, a zone included in a hemispherical shell with a radius of 1.00 m extending around zone 1;

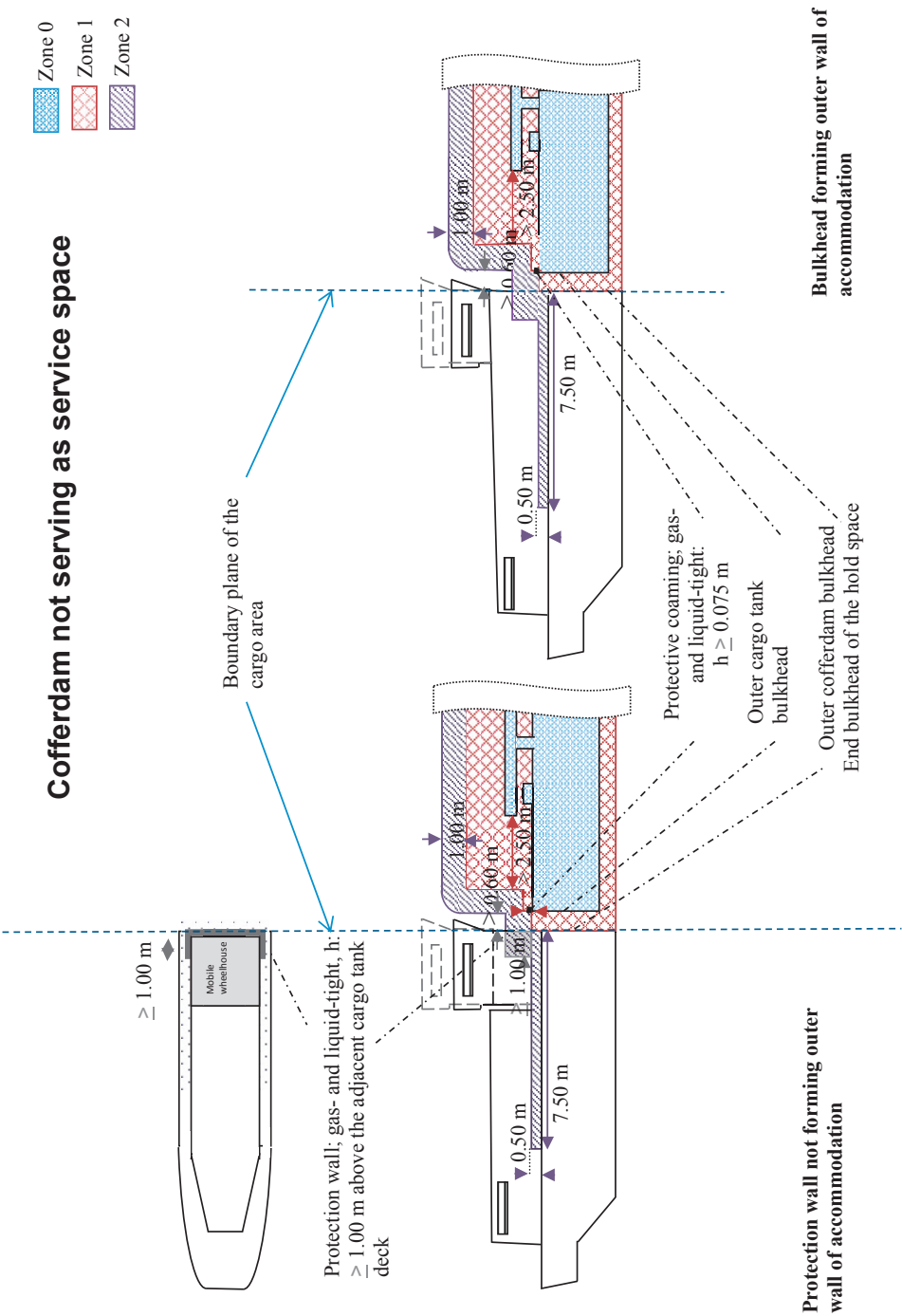


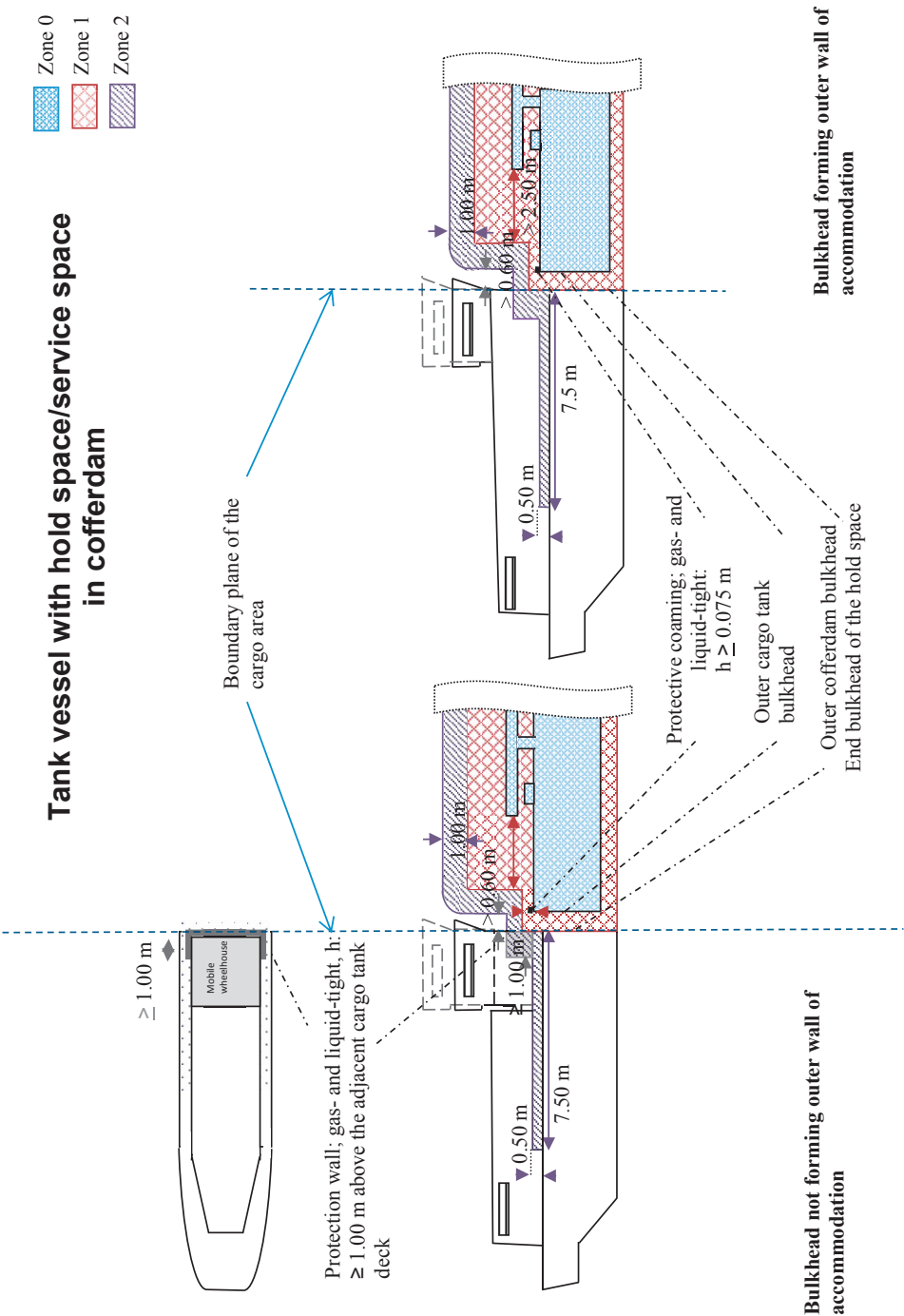
Copyright © United Nations, 2019. All rights reserved

Classification of zones for tank vessels



Copyright © United Nations, 2019. All rights reserved





Copyright © United Nations, 2019. All rights reserved

*Closed bulk container*, see *Bulk container*;

*Closed container*, see *Container*;

*Closed-type sampling device* means a device penetrating through the boundary of the cargo tank or through the piping for loading and unloading but constituting a part of a closed system designed so that during sampling no gas or liquid may escape from the cargo tank. The device shall be of a type approved by the competent authority for this purpose;

*Closed vehicle* means a vehicle having a body capable of being closed;

*Closed wagon* means a wagon with sides and a fixed or movable roof.

*Closure* means a device which closes an opening in a receptacle;

*CMNI* means the Convention on the Contract for the Carriage of Goods by Inland Waterway (Budapest, 22 June 2001).

*CMR* means the Convention on the Contract for the International Carriage of Goods by Road (Geneva, 19 May 1956), as amended;

*Cofferdam* means an athwartship compartment which is bounded by watertight bulkheads and which can be inspected. The cofferdam shall extend over the whole area of the end bulkheads of the cargo tanks. The bulkhead not facing the cargo area (outer cofferdam bulkhead) shall extend from one side of the vessel to the other and from the bottom to the deck in one frame plane;

*Collective entry* means an entry for a defined group of substances or articles (see 2.1.1.2, B, C and D);

*Combination packaging* means a combination of packagings for carriage purposes, consisting of one or more inner packagings secured in an outer packaging in accordance with 4.1.1.5 of ADR;

**NOTE:** The term "inner packaging" used for combination packagings shall not be confused with the term "inner receptacle" used for composite packagings.

*Competent authority* means the authority or authorities or any other body or bodies designated as such in each State and in each specific case in accordance with domestic law;

*Compliance assurance* (radioactive material) means a systematic programme of measures applied by a competent authority which is aimed at ensuring that the requirements of ADN are met in practice;

*Composite IBC with plastics inner receptacle* means an IBC comprising structural equipment in the form of a rigid outer casing encasing a plastics inner receptacle together with any service or other structural equipment. It is so constructed that the inner receptacle and outer casing once assembled form, and are used as, an integrated single unit to be filled, stored, transported or emptied as such;

**NOTE:** Plastics material, when used in connection with inner receptacles for composite IBCs, is taken to include other polymeric materials such as rubber.

*Composite packaging* means a packaging consisting of an outer packaging and an inner receptacle so constructed that the inner receptacle and the outer packaging form an integral packaging. Once assembled it remains thereafter an integrated single unit; it is filled, stored, carried and emptied as such;

Copyright © United Nations, 2019. All rights reserved

**NOTE:** The term "inner receptacle" used for composite packagings shall not be confused with the term "inner packaging" used for combination packagings. For example, the inner of a 6HA1 composite packaging (plastics material) is such an inner receptacle since it is normally not designed to perform a containment function without its outer packaging and is not therefore an inner packaging.

Where a material is mentioned in brackets after the term "composite packaging", it refers to the inner receptacle.

*Compressed natural gas (CNG)* means a compressed gas composed of natural gas with a high methane content assigned to UN No. 1971;

*Confinement system*, for the carriage of radioactive material, means the assembly of fissile material and packaging components specified by the designer and agreed to by the competent authority as intended to preserve criticality safety;

*Connection for a sampling device* means a connection allowing the installation of a closed-type or partly closed-type sampling device. The connection shall be fitted with a lockable mechanism resistant to the internal pressure of the cargo tank. The connection shall be of a type approved by the competent authority for the intended use;

*Consignee* means the consignee according to the contract for carriage. If the consignee designates a third party in accordance with the provisions applicable to the contract for carriage, this person shall be deemed to be the consignee within the meaning of ADN. If the transport operation takes place without a contract for carriage, the enterprise which takes charge of the dangerous goods on arrival shall be deemed to be the consignee;

*Consignment* means any package or packages, or load of dangerous goods, presented by a consignor for carriage;

*Consignor* means the enterprise which consigns dangerous goods either on its own behalf or for a third party. If the transport operation is carried out under a contract for carriage, consignor means the consignor according to the contract for carriage. In the case of a tank vessel, when the cargo tanks are empty or have just been unloaded, the master is considered to be the consignor for the purpose of the transport document;

*Containment system*, for the carriage of radioactive material, means the assembly of components of the packaging specified by the designer as intended to retain the radioactive material during carriage;

*Container* means an article of transport equipment (lift van or other similar structure):

- of a permanent character and accordingly strong enough to be suitable for repeated use;
- specially designed to facilitate the carriage of goods, by one or more means of transport, without breakage of load;
- fitted with devices permitting its ready stowage and handling, particularly when being transloaded from one means of transport to another;
- so designed as to be easy to fill and empty;
- having an internal volume of not less than 1 m<sup>3</sup>, except for containers for the carriage of radioactive material.

Copyright © United Nations, 2019. All rights reserved

In addition:

*Closed container* means a totally enclosed container having a rigid roof, rigid side walls, rigid end walls and a floor. The term includes containers with an opening roof where the roof can be closed during transport;

*Large container* means:

- (a) a container which does not meet the definition of a small container;
- (b) in the meaning of the CSC, a container of a size such that the area enclosed by the four outer bottom corners is either
  - (i) at least 14 m<sup>2</sup> (150 square feet) or
  - (ii) at least 7 m<sup>2</sup> (75 square feet) if fitted with top corner fittings;

*Open container* means an open top container or a platform based container;

*Sheeted container* means an open container equipped with a sheet to protect the goods loaded;

*Small container* means a container which has an internal volume of not more than 3 m<sup>3</sup>;

A swap body is a container which, in accordance with European Standard EN 283 (1991 edition) has the following characteristics:

- from the point of view of mechanical strength, it is only built for carriage on a wagon or a vehicle on land or by roll-on roll-off ship;
- it cannot be stacked;
- it can be removed from vehicles by means of equipment on board the vehicle and on its own supports, and can be reloaded;

**NOTE:** The term “container” does not cover conventional packagings, IBCs, tank-containers, vehicles or wagons. Nevertheless, a container may be used as a packaging for the carriage of radioactive material.

*Control temperature* means the maximum temperature at which an organic peroxide, the self-reactive substance or the polymerizing substance can be safely carried;

*Conveyance* means, with respect to the carriage by inland waterway, any vessel, hold or defined deck area of any vessel; for carriage by road or by rail, it means a vehicle or a wagon;

*Crate* means an outer packaging with incomplete surfaces;

*Criticality safety index (CSI) assigned to a package, overpack or container containing fissile material*, for the carriage of radioactive material, means a number which is used to provide control over the accumulation of packages, overpacks or containers containing fissile material;

*Critical temperature* means the temperature above which the substance cannot exist in the liquid state;

Copyright © United Nations, 2019. All rights reserved

*Cryogenic receptacle* means a transportable thermally insulated receptacle for refrigerated liquefied gases of a water capacity of not more than 1,000 litres (see also *Open cryogenic receptacle*);

*CSC* means the International Convention for Safe Containers (Geneva, 1972) as amended and published by the International Maritime Organization (IMO), London;

*Cylinder* means a transportable pressure receptacle of a water capacity not exceeding 150 litres (see also *Bundle of cylinders (frame)*);

## D

*Damage control plan* means the plan indicating the boundaries of the watertight compartments serving as the basis for the stability calculations, in the event of a leak, the trimming arrangements for the correction of any list due to flooding and the means of closure which are to be kept closed when the vessel is under way;

*Dangerous goods* means those substances and articles the carriage of which is prohibited by ADN, or authorized only under the conditions prescribed therein;

*Dangerous reaction* means:

- (a) combustion or evolution of considerable heat;
- (b) evolution of flammable, asphyxiate, oxidizing or toxic gases;
- (c) the formation of corrosive substances;
- (d) the formation of unstable substances; or
- (e) dangerous rise in pressure (for tanks and cargo tanks only);

*Deflagration* means an explosion which propagates at subsonic speed (see EN 13237:2011);

*Degassing* means an operation with the aim of lowering the concentration of dangerous gases and vapours in empty or unloaded cargo tanks by emitting them to the atmosphere or to reception facilities;

*Demountable tank* means a tank, other than a fixed tank, a portable tank, a tank-container or an element of a battery-vehicle or a MEGC which has a capacity of more than 450 litres, is not designed for the carriage of goods without breakage of load, and normally can only be handled when it is empty; or a tank designed to fit the special apparatus of a wagon but which can only be removed from it after dismantling the means of attachment;

*Design*, for the carriage of radioactive material, means the description of fissile material excepted under 2.2.7.2.3.5 (f), special form radioactive material, low dispersible radioactive material, package or packaging which enables such an item to be fully identified. The description may include specifications, engineering drawings, reports demonstrating compliance with regulatory requirements, and other relevant documentation;

*Design life*, for composite cylinders and tubes, means the maximum life (in number of years) for which the cylinder or tube is designed and approved in accordance with the applicable standard;

*Design pressure* means the pressure on the basis of which the cargo tank or the residual cargo tank has been designed and built;

Copyright © United Nations, 2019. All rights reserved

*Detonation* means an explosion which propagates at supersonic speed and is characterized by a shock-wave (see EN 13237:2011);

*Device for the safe depressurization of cargo tanks* means a manually operated or remote-operated device which is mounted in such a way as to allow the cargo tanks to be depressurized in safety. When the list of substances on the vessel according to 1.16.1.2.5 contains substances for which explosion protection is required in column (17) of Table C of Chapter 3.2, the device shall be deflagration safe and capable of withstanding steady burning for the most critical substance in the vessel substance list. The deflagration safety shall be tested according to international standard ISO 16852:2016<sup>2</sup> and evidence of compliance with the applicable requirements (e.g., conformity assessment procedure according to Directive 2014/34/EU,<sup>3</sup> the IECEx System,<sup>4</sup> ECE/TRADE/391<sup>5</sup> or at least equivalent) shall be supplied. The deflagration safety may be ensured by an integrated flame arrester plate stack capable of withstanding steady burning or a flame arrester capable of withstanding steady burning (protection against deflagrations);

*Diameter* (for shells of tanks) means the internal diameter of the shell;

*Drum* means a flat-ended or convex-ended cylindrical packaging made out of metal, fibreboard, plastics, plywood or other suitable materials. This definition also includes packagings of other shapes, e.g. round, taper-necked packagings or pail-shaped packagings. *Wooden barrels* and *jerricans* are not covered by this definition.

## E

*EC Directive* means provisions decided by the competent institutions of the European Community and which are binding, as to the result to be achieved, upon each Member State to which it is addressed, but shall leave to the national authorities the choice of form and methods;

*Emergency temperature* means the temperature at which emergency procedures shall be implemented in the event of loss of temperature control;

*Electrical apparatus protected against water jets* means an electrical apparatus so designed that water, projected by a nozzle on the enclosure from any direction, has no damaging effects. The test conditions are specified in the IEC publication 60529, minimum degree of protection IP55;

*EN* (standard) means a European standard published by the European Committee for Standardization (CEN) (CEN – Avenue Marnix 17, B-1000 Brussels);

*Enterprise* means any natural person, any legal person, whether profit-making or not, any association or group of persons without legal personality, whether profit-making or not, or any official body, whether it has legal personality itself or is dependent upon an authority that has such personality;

*Equipment* (see Directive 2014/34/EU<sup>3</sup>) means electrical or non-electrical machines, apparatus, fixed or mobile devices, control components and instrumentation thereof and detection or prevention systems which, separately or jointly, are intended for the generation, transfer, storage, measurement, control and conversion of energy and/or the processing of material and which are capable of causing an explosion through their own potential sources of ignition.

<sup>2</sup> Identical to EN ISO 16852:2016

<sup>3</sup> Official Journal of the European Union No. L 96 of 29 March 2014, p. 309.

<sup>4</sup> <http://iecex.com/rules>.

<sup>5</sup> A Common Regulatory Framework for Equipment Used in Environments with an Explosive Atmosphere, United Nations, 2011.



Copyright © United Nations, 2019. All rights reserved

Equipment and articles which are assigned a UN number and transported as cargo are not included;

*Equipment category* (see Directive 2014/34/EU<sup>3</sup>) means the classification of equipment to be used within explosion hazardous areas determining the requisite level of protection to be ensured.

Equipment category 1 comprises equipment designed to be capable of functioning in conformity with the operational parameters established by the manufacturer and ensuring a very high level of protection.

Equipment in this category is intended for use in areas in which explosive atmospheres caused by mixtures of air and gases, vapours or mists or by air/dust mixtures are present continuously, for long periods or frequently.

Equipment in this category must ensure the requisite level of protection, even in the event of rare incidents relating to equipment, and is characterized by means of protection such that:

- Either, in the event of failure of one means of protection, at least one independent second means provides the requisite level of protection; or
- Or the requisite level of protection is assured in the event of two faults occurring independently of each other.

Equipment of category 1 according to Directive 2014/34/EU<sup>3</sup> is marked as II 1 G. Such equipment corresponds to EPL<sup>6</sup> ‘Ga’ according to IEC 60079-0.

Equipment of category 1 is suitable for use in zones 0, 1 and 2.

Equipment category 2 comprises equipment designed to be capable of functioning in conformity with the operational parameters established by the manufacturer and of ensuring a high level of protection.

Equipment in this category is intended for use in areas in which explosive atmospheres caused by mixtures of air and gases, vapours or mists or by air/dust mixtures are likely to occur occasionally.

The means of protection relating to equipment in this category ensure the requisite level of protection, even in the event of frequently occurring disturbances or equipment faults which normally have to be taken into account.

Equipment of category 2 according to Directive 2014/34/EU<sup>3</sup> is marked as II 2 G. Such equipment corresponds to EPL<sup>6</sup> ‘Gb’ according to IEC 60079-0.

Equipment category 2 is suitable for use in zones 1 and 2.

Equipment category 3 comprises equipment designed to be capable of functioning in conformity with the operating parameters established by the manufacturer and ensuring a normal level of protection.

Equipment in this category is intended for use in areas in which explosive atmospheres caused by mixtures of air and gases, vapours or mists or by air/dust mixtures are unlikely to occur or, if they do occur, are likely to do so only infrequently and for a short period only.

Equipment in this category ensures the requisite level of protection during normal operation.

<sup>3</sup> Official Journal of the European Union No. L 96 of 29 March 2014, p. 309.

<sup>6</sup> The letters EPL mean: Equipment Protection Level.

Copyright © United Nations, 2019. All rights reserved

Equipment of category 3 according to Directive 2014/34/EU<sup>3</sup> is marked as II 3 G. Such equipment corresponds to EPL<sup>6</sup> 'Gc' according to IEC 60079-0.

Equipment of category 3 is suitable for use in zone 2.

*Equipment intended for use in explosion hazardous areas* means electrical and non-electrical equipment where measures are taken to prevent the equipment's own ignition sources becoming effective. Such equipment shall comply with the requirements for use within the respective zone. It shall be tested according to the type of protection and evidence of compliance with the applicable requirements (e.g., conformity assessment procedure according to Directive 2014/34/EU,<sup>3</sup> the IECEx System,<sup>4</sup> ECE/TRADE/391<sup>5</sup> or at least equivalent) shall be supplied;

*Equipment protection level* (EPL<sup>6</sup> (see IEC 60079-0)) means the level of protection assigned to equipment based on its likelihood of becoming a source of ignition.

EPL 'Ga':

Equipment with a 'very high' level of protection. Such equipment corresponds to equipment category 1 according to Directive 2014/34/EU.<sup>3</sup>

Equipment with the 'Ga' level of protection is suitable for use in zones 0, 1 and 2.

EPL 'Gb':

Equipment with a 'high' level of protection. Such equipment corresponds to equipment category 2 according to Directive 2014/34/EU.<sup>3</sup>

Equipment with the 'Gb' level of protection is suitable for use in zones 1 and 2.

EPL 'Gc':

Equipment with an 'enhanced' level of protection. Such equipment corresponds to equipment category 3 according to Directive 2014/34/EU.<sup>3</sup>

Equipment with the 'Gc' level of protection is suitable for use in zone 2;

*Escape boat* means a specially designed directly accessible boat designed to withstand all identified hazards of the cargo and to evacuate the people in danger;

*Escape device (suitable)* means a respiratory protection device, designed to cover the wearer's mouth, nose and eyes, which can be easily put on and which serves to escape from a danger area. For such devices, see for example European standard EN 13794:2002, EN 402: 2003, EN 403: 2004 or EN 1146:2005;

*Escape route* means a safe route from danger towards safety or to another means of evacuation;

*Evacuation boat* means a manned and specially equipped boat called in for rescuing people in danger or evacuating them within the minimum safe period of time provided by a safe haven or a safe area;

<sup>3</sup> Official Journal of the European Union No. L 96 of 29 March 2014, p. 309.

<sup>6</sup> The letters EPL mean: Equipment Protection Level.

<sup>4</sup> <http://iecex.com/rules>.

<sup>5</sup> A Common Regulatory Framework for Equipment Used in Environments with an Explosive Atmosphere, United Nations, 2011.

Copyright © United Nations, 2019. All rights reserved

*Exclusive use*, for the carriage of radioactive material, means the sole use, by a single consignor, of a conveyance or of a large container, in respect of which all initial, intermediate and final loading and unloading and shipment are carried out in accordance with the directions of the consignor or consignee where so required by ADN;

*Explosion* means a sudden reaction of oxidation or decomposition with an increase in temperature or in pressure or both simultaneously (see EN 13237:2011);

*Explosion group* means a grouping of flammable gases and vapours according to their maximum experimental safe gaps (standard gap width, determined in accordance with specified conditions) and minimum ignition currents, and of electrical apparatus intended to be used in a potentially explosive atmosphere (see EN IEC 60079-0:2012);

*Explosion hazardous areas* means areas in which an explosive atmosphere may occur of such a scale that special protection measures are necessary to ensure the safety and health of the persons affected (see Directive 1999/92/CE<sup>1</sup>). Explosion hazardous areas are classified into zones by frequency of occurrence and duration of the presence of an explosive atmosphere.

See also *Classification of explosion hazardous areas*, *Explosion protection*, *Classification of zones* - for tank vessels and *Protected area* - for dry cargo vessels;

*Explosion protection* means all of the requirements which have to be met and means which have to be taken to avoid damage caused by explosions.

This includes:

Organizational measures such as, for example:

- (a) Determining explosion hazardous areas (classification of zones): in which an explosive atmosphere consisting of a mixture with air of flammable gases, vapours or sprays is likely to occur:
  - (i) continuously or for long periods or frequently (zone 0);
  - (ii) occasionally in normal operation (zone 1); or
  - (iii) exceptionally or only briefly (zone 2);(see Directive 1999/92/CE<sup>1</sup>).
- (b) Prevention of ignition sources (use of low-sparking hand-tools, no smoking, use of personal protective equipment including dissipative shoes, non-isolating gloves, etc.);
- (c) Drafting of working instructions.

And technical requirements such as, for example:

- (a) Use of installations and equipment proven to be appropriate for use in the different explosion hazardous areas;
- (b) Use of self-contained protection systems;
- (c) Monitoring of potentially explosive atmospheres by the use of gas detection systems and gas detectors;

<sup>1</sup> Official Journal of the European Communities No. L 23 of 28 January 2000, p.57.

Copyright © United Nations, 2019. All rights reserved

*Explosion range* means the range of the concentration of a flammable substance or mixture of substances in air, within which an explosion can occur, respectively the range of the concentration of a flammable substance or mixture of substances in mixture with air/inert gas, within which an explosion can occur, determined under specified test conditions;

*Explosive atmosphere* means a mixture of air with gases, vapours or mists flammable in atmospheric conditions, in which the combustion process spreads after ignition to the entire unconsumed mixture (see EN 13237:2011);

## F

*Fibreboard IBC* means a fibreboard body with or without separate top and bottom caps, if necessary an inner liner (but no inner packagings), and appropriate service and structural equipment;

*Filler* means any enterprise

- (a) which fills dangerous goods into a tank (tank-vehicle, tank wagon, demountable tank, portable tank or tank-container) or into a battery-vehicle, battery-wagon or MEGC; or
- (b) which fills dangerous goods into a cargo tank; or
- (c) which fills dangerous goods into a vessel, a vehicle, a wagon, a large container or small container for carriage in bulk;

*Filling pressure* means the maximum pressure actually built up in the tank when it is being filled under pressure; (see also *Calculation pressure*, *Discharge pressure*, *Maximum working pressure (gauge pressure)* and *Test pressure*);

*Filling ratio* means the ratio of the mass of gas to the mass of water at 15° C that would fill completely a pressure receptacle fitted ready for use (capacity);

*Filling ratio (cargo tank)*: Where a filling ratio is given for a cargo tank, it refers to the percentage of the volume of the cargo tank which may be filled with liquid during loading;

*Fixed tank* means a tank having a capacity of more than 1,000 litres which is permanently attached to a vehicle (which then becomes a tank-vehicle) or to a wagon (which then becomes a tank-wagon) or is an integral part of the frame of such vehicle or wagon;

*Flame arrester* means a device mounted in the vent of part of an installation or in the interconnecting piping of a system of installations, the purpose of which is to permit flow but prevent the propagation of a flame front. The flame arrester shall be tested according to the international standard ISO 16852:2016<sup>2</sup> and evidence of compliance with the applicable requirements (e.g., conformity assessment procedure according to Directive 2014/34/EU,<sup>3</sup> the IECEx System,<sup>4</sup> ECE/TRADE/391<sup>5</sup> or at least equivalent) shall be supplied;

*Flame arrester plate stack* means the part of the flame arrester the main purpose of which is to prevent the passage of a flame front;

*Flame arrester housing* means the part of a flame arrester the main purpose of which is to form a suitable casing for the flame arrester plate stack and ensure a mechanical connection with other systems;

<sup>2</sup> Identical to EN ISO 16852:2016.

<sup>3</sup> Official Journal of the European Union No. L 96 of 29 March 2014, p. 309.

<sup>4</sup> <http://iecex.com/rules>.

<sup>5</sup> A Common Regulatory Framework for Equipment Used in Environments with an Explosive Atmosphere, United Nations, 2011.

Copyright © United Nations, 2019. All rights reserved

*Flammable component* (for aerosols) means flammable liquids, flammable solids or flammable gases and gas mixtures as defined in Notes 1 to 3 of sub-section 31.1.3 of Part III of the Manual of Tests and Criteria. This designation does not cover pyrophoric, self-heating or water-reactive substances. The chemical heat of combustion shall be determined by one of the following methods ASTM D 240, ISO/FDIS 13943: 1999 (E/F) 86.1 to 86.3 or NFPA 30B;

*Flash-point (Fp)* means the lowest temperature of a liquid at which its vapours form a flammable mixture with air;

*Flexible bulk container*, see *Bulk container*,

*Flexible IBC* means a body constituted of film, woven fabric or any other flexible material or combinations thereof, and if necessary, an inner coating or liner, together with any appropriate service equipment and handling devices;

*Frame (Class 2)*, see *Bundle of cylinders*;

*Fuel cell* means an electrochemical device that converts the chemical energy of a fuel to electrical energy, heat and reaction products;

*Fuel cell engine* means a device used to power equipment and which consists of a fuel cell and its fuel supply, whether integrated with or separate from the fuel cell, and includes all appurtenances necessary to fulfil its function;

*Full load* means any load originating from one consignor for which the use of a vehicle, of a wagon or of a large container is exclusively reserved and all operations for the loading and unloading of which are carried out in conformity with the instructions of the consignor or of the consignee;

**NOTE:** *The corresponding term for radioactive material is "exclusive use".*

## G

*Gas* (for the purposes of Class 2) means a substance which:

- (a) at 50° C has a vapour pressure greater than 300 kPa (3 bar); or
- (b) is completely gaseous at 20° C under standard pressure of 101.3 kPa;

Otherwise, *Gases* means gases or vapours;

*Gas cartridge*, see *Small receptacle containing gas*;

*Gas detection system* means a steady state monitoring system with direct-measuring sensors capable of detecting in time significant concentrations of flammable gases at concentrations below their (LEL) and capable of activating the alarms when a limiting value is exceeded. It has to be calibrated at least for n-Hexane. The threshold level of the sensors shall be set at not more than 10% of the LEL of n-Hexane.

It shall be certified according to IEC/EN<sup>7</sup> 60079-29-1:2016 and, with electronically driven systems, also according to EN 50271:2010. If it is used in explosion hazardous areas, it shall also comply with the requirements for use in the zone concerned and evidence of such

<sup>7</sup> IEC/EN means: This standard is available as an IEC standard and as a European standard.

Copyright © United Nations, 2019. All rights reserved

compliance (e.g., conformity assessment procedure according to Directive 2014/34/EU,<sup>3</sup> the IECEx System,<sup>4</sup> ECE/TRADE/391<sup>5</sup> or at least equivalent) shall be supplied;;

*Gas detector* means a portable device allowing measurement of any significant concentration of flammable gases below the LEL and which clearly indicates the concentration of such gases. Gas detectors may be designed for measuring flammable gases only, but also for measuring both flammable gases and oxygen. This device shall be so designed that measurements are possible without the necessity of entering the spaces to be checked.

The maximum detection level of the sensors is 5% of the LEL of the most critical substance in the vessel substance list for tank vessels or the cargo for dry cargo vessels. The flammable gas detector shall be certified according to IEC/EN<sup>7</sup> 60079-29-1:2016. If it is used in explosion hazardous areas, it shall also comply with the requirements for use in the zone concerned and evidence of such compliance (e.g., conformity assessment procedure according to Directive 2014/34/EU,<sup>3</sup> the IECEx System,<sup>4</sup> ECE/TRADE/391<sup>5</sup> or at least equivalent) shall be supplied;

*GESAMP* means the Joint Group of Experts on the Scientific Aspects of Marine Environmental Protection. IMO publication: "The Revised GESAMP Hazard Evaluation Procedure for Chemical Substances Carried by Ships", GESAMP Reports and Studies No. 64, IMO, London, 2002.

In applying the GESAMP model for the purposes of the present Regulations, the reference temperature for the relative density, vapour pressure and water solubility is 20°C. The reference relative density to be used to differentiate between floating substances ("floaters") and substances that sink ("sinker") is 1,000 (corresponding to the water density in inland waterways of 1000 kg/m<sup>3</sup>);

*GHS* means the seventh revised edition of the Globally Harmonized System of Classification and Labelling of Chemicals, published by the United Nations as document ST/SG/AC.10/30/Rev.7;

## H

*Handling device* (for flexible IBCs) means any sling, loop, eye or frame attached to the body of the IBC or formed from the continuation of the IBC body material;

*Hermetically closed tank* means a tank that:

- is not equipped with safety valves, bursting discs, other similar safety devices or vacuum valves; or
- is equipped with safety valves preceded by a bursting disc according to 6.8.2.2.10 of ADR, but is not equipped with vacuum valves.

A tank intended for the carriage of liquid substances with a calculation pressure of at least 4 bar or intended for the carriage of solid substances (powdery or granular) regardless of its calculation pressure is also considered hermetically closed if:

- it is equipped with safety valves preceded by a bursting disc according to 6.8.2.2.10 of ADR and vacuum valves, in accordance with the requirements of 6.8.2.2.3 of ADR; or,

<sup>3</sup> Official Journal of the European Union No. L 96 of 29 March 2014, p. 309.

<sup>4</sup> <http://iecex.com/rules>.

<sup>5</sup> A Common Regulatory Framework for Equipment Used in Environments with an Explosive Atmosphere, United Nations, 2011.

<sup>7</sup> IEC/EN means: This standard is available as an IEC standard and as a European standard.

Copyright © United Nations, 2019. All rights reserved

- it is not equipped with safety valves, bursting discs or other similar safety devices, but is equipped with vacuum valves, in accordance with the requirements of 6.8.2.2.3 of ADR;

*Highest class* may be assigned to a vessel when:

- the hull, inclusive of rudder and steering gear and equipment of anchors and chains, complies with the rules and regulations of a recognized classification society and has been built and tested under its supervision;
- the propulsion plant, together with the essential auxiliary engines, mechanical and electrical installations, have been made and tested in conformity with the rules and regulations of this classification society, and the installation has been carried out under its supervision, and the complete plant was tested to its satisfaction on completion;

*High-velocity vent valve* means a pressure relief valve designed to have nominal flow velocities which exceed the flame velocity of the explosive mixture, thus preventing flame transmission. When the vessel substance list according to 1.16.1.2.5 contains substances for which explosion protection is required in column (17) of Table C of Chapter 3.2, this pressure relief device shall be tested in accordance with international standard ISO 16852:2016<sup>2</sup> and evidence of compliance with the applicable requirements (e.g., conformity assessment procedure according to Directive 2014/34/EU,<sup>3</sup> the IECEx System,<sup>4</sup> ECE/TRADE/391<sup>5</sup> or at least equivalent) shall be supplied;

*Hold* means a part of the vessel which, whether covered by hatchway covers or not, is bounded fore and aft by bulkheads and which is intended to carry goods in packages or in bulk. The upper boundary of the hold is the upper edge of the hatchway coaming. Cargo extending above the hatchway coaming shall be considered as loaded on deck;

*Hold (discharged)* means a hold which after unloading may contain some dry cargo remains;

*Hold (empty)* means a hold which after unloading contains no dry cargo remains (swept clean);

*Hold space* means an enclosed part of the vessel which is bounded fore and aft by watertight bulkheads and which is intended only to carry cargo tanks independent of the vessel's hull.

*Holding time* means the time that will elapse from the establishment of the initial filling condition until the pressure has risen due to heat influx to the lowest set pressure of the pressure limiting devices (s) of tanks intended for the carriage of refrigerated liquefied gases;

**NOTE:** For portable tanks, see 6.7.4.1 of ADR.

*Hose assemblies* means hoses, which are integrated or welded on both sides into hose fittings; hose fittings shall be integrated so that it is only possible to loosen them with a tool.

*Hose fittings* means couplings and connection elements of hoses.

*Hoses* means flexible tubular semi-finished products of elastomers, thermoplastics or stainless steel composed of one or several coatings and liners.

<sup>2</sup> Identical to EN ISO 16852:2016

<sup>3</sup> Official Journal of the European Union No. L 96 of 29 March 2014, p. 309.

<sup>4</sup> <http://iecex.com/rules>.

<sup>5</sup> A Common Regulatory Framework for Equipment Used in Environments with an Explosive Atmosphere, United Nations, 2011.



Copyright © United Nations, 2019. All rights reserved

## I

*IAEA* means the International Atomic Energy Agency (IAEA), (IAEA, P.O. Box 100 – A-1400 Vienna);

*IBC* see *Intermediate bulk container*;

*IBC Code* means the International Code for the Construction and Equipment of Ships carrying Dangerous Chemicals in Bulk, published by the International Maritime Organization (IMO);

*ICAO* means the International Civil Aviation Organization (ICAO, 999 University Street, Montreal, Quebec H3C 5H7, Canada);

*ICAO Technical Instructions* means the Technical Instructions for the Safe Transport of Dangerous Goods by Air, which complement Annex 18 to the Chicago Convention on International Civil Aviation (Chicago 1944) published by the International Civil Aviation Organization (ICAO) in Montreal;

*Identification number* means the number for identifying a substance to which no UN number has been assigned or which cannot be classified under a collective entry with a UN number.

These numbers have four figures beginning with 9;

*IEC* means the International Electrotechnical Commission;

*IMDG Code* means the International Maritime Dangerous Goods Code, for the implementation of Chapter VII, Part A, of the International Convention for the Safety of Life at Sea, 1974 (SOLAS Convention), published by the International Maritime Organization (IMO), London;

*IMO* means the International Maritime Organization (IMO, 4 Albert Embankment, London SE1 7SR, United Kingdom);

*IMSBC Code* means the International Maritime Solid Bulk Cargoes Code of the International Maritime Organization (IMO);

*Inner packaging* means a packaging for which an outer packaging is required for carriage;

*Inner receptacle* means a receptacle which requires an outer packaging in order to perform its containment function;

*Inspection body* means an independent monitoring and verification body certified by the competent authority;

*Instruction* means transmitting know-how or teaching how to do something or how to act. This transmission or teaching may be dispensed internally by the personnel;

*Intermediate bulk container (IBC)* means a rigid, or flexible portable packaging, other than those specified in Chapter 6.1 of ADR, that:

- (a) has a capacity of:
  - (i) not more than 3 m<sup>3</sup> for solids and liquids of packing groups II and III;
  - (ii) not more than 1.5 m<sup>3</sup> for solids of packing group I when packed in flexible, rigid plastics, composite, fibreboard and wooden IB Cs;



Copyright © United Nations, 2019. All rights reserved

- (iii) not more than 3 m<sup>3</sup> for solids of packing group I when packed in metal IBCs;
- (iv) not more than 3 m<sup>3</sup> for radioactive material of Class 7;
- (b) is designed for mechanical handling;
- (c) is resistant to the stresses produced in handling and transport as determined by the tests specified in Chapter 6.5 of ADR;

(see also *Composite IBC with plastics inner receptacle, Fibreboard IBC, Flexible IBC, Metal IBC, Rigid plastics IBC and Wooden IBC*)

**NOTE 1:** *Portable tanks or tank-containers that meet the requirements of Chapter 6.7 or 6.8 of ADR respectively are not considered to be intermediate bulk containers (IBCs).*

**NOTE 2:** *Intermediate bulk containers (IBCs) which meet the requirements of Chapter 6.5 of ADR are not considered to be containers for the purposes of ADN.*

*Intermediate packaging* means a packaging placed between inner packagings or articles and an outer packaging;

*International regulations* means ADR, ICAO-TI, IMDG Code, IMSBC Code or RID.

*ISO (standard)* means an international standard published by the International Organization for Standardization (ISO) (ISO, 1, rue de Varembe, CH-1204, Geneva 20);

## J

*Jerrican* means a metal or plastics packaging of rectangular or polygonal cross-section with one or more orifices.

## L

*Large container*, see *Container*;

*Large packaging* means a packaging consisting of an outer packaging which contains articles or inner packagings and which:

- (a) is designed for mechanical handling;
- (b) exceeds 400 kg net mass or 450 litres capacity but has a volume of not more than 3 m<sup>3</sup>;

*Remanufactured large packaging* means a metal or rigid plastics large packaging that:

- (a) Is produced as a UN type from a non-UN type; or
- (b) Is converted from one UN design type to another UN design type.

Remanufactured large packagings are subject to the same requirements of ADR that apply to new large packagings of the same type (see also design type definition in 6.6.5.1.2 of ADR);

*Reused large packaging* means a large packaging to be refilled which has been examined and found free of defects affecting the ability to withstand the performance tests; the term includes those which are refilled with the same or similar compatible contents and are carried within distribution chains controlled by the consignor of the product;

Copyright © United Nations, 2019. All rights reserved

*Large salvage packaging* means a special packaging which

- (a) is designed for mechanical handling; and
- (b) exceeds 400 kg net mass or 450 litres capacity but has a volume of not more than 3 m<sup>3</sup>;

into which damaged, defective, leaking or non-conforming dangerous goods packages, or dangerous goods that have spilled or leaked are placed for purposes of carriage for recovery or disposal;

*LEL*: see *Lower explosion limit*;

*Life boat (i.e. ship's boat)* means an onboard boat in transport, rescue, salvage and work duties;

*Light-gauge metal packaging* means a packaging of circular, elliptical, rectangular or polygonal cross-section (also conical) and taper-necked and pail-shaped packaging made of metal, having a wall thickness of less than 0.5 mm (e.g. tinplate), flat or convex bottomed and with one or more orifices, which is not covered by the definitions for drums or jerricans;

*Limited explosion risk electrical apparatus* means an electrical apparatus which, during normal operation, does not cause sparks or exhibits surface temperatures which are above 200 °C, including e.g.:

- three-phase squirrel cage rotor motors;
- brushless generators with contactless excitation;
- fuses with an enclosed fuse element;
- contactless electronic apparatus;

or means an electrical apparatus with at least an enclosure protected against water jets (protection rating IP55 or higher) which during normal operation does not exhibit surface temperatures above 200 °C;

*Liner* means a tube or bag inserted into a packaging, including large packagings or IBCs, but not forming an integral part of it, including the closures of its openings;

*Liquefied natural gas (LNG)* means a refrigerated liquefied gas composed of natural gas with a high methane content assigned to UN No. 1972;

*Liquefied petroleum gas (LPG)* means a low pressure liquefied gas composed of one or more light hydrocarbons which are assigned to UN 1011, UN 1075, UN 1965, UN 1969 or UN 1978 only and which consists mainly of propane, propene, butane, butane isomers, butene with traces of other hydrocarbon gases.

**NOTE 1:** *Flammable gases assigned to other UN numbers shall not be regarded as LPG.*

**NOTE 2:** *For UN No. 1075 see NOTE 2 under 2F, UN No. 1965, in the table for liquefied gases in 2.2.2.3.*

*Liquid* means a substance which at 50° C has a vapour pressure of not more than 300 kPa (3 bar) which is not completely gaseous at 20° C and 101.3 kPa, and which:

- (a) has a melting point or initial melting point of 20° C or less at a pressure of 101.3 kPa, or

Copyright © United Nations, 2019. All rights reserved

- (b) is liquid according to the ASTM D 4359-90 test method or
- (c) is not pasty according to the criteria applicable to the test for determining fluidity (penetrometer test) described in 2.3.4;

**NOTE:** “*Carriage in the liquid state*” for the purpose of tank requirements means:

- Carriage of liquids according to the above definition, or
- Solids handed over for carriage in the molten state;

*Loader* means any enterprise which:

- (a) Loads packaged dangerous goods, small containers or portable tanks into or onto a conveyance or a container; or
- (b) Loads a container, bulk-container, MEGC, tank-container or portable tank onto a conveyance; or
- (c) Loads a vehicle or a wagon into or onto a vessel;

*Loading* means all actions carried out by the loader, in accordance with the definition of loader;

*Loading instrument:* A loading instrument consists of a computer (hardware) and a programme (software) and offers the possibility of ensuring that in every ballast or loading case:

- the permissible values concerning longitudinal strength as well as the maximum permissible draught are not exceeded; and
- the stability of the vessel complies with the requirements applicable to the vessel. For this purpose intact stability and damage stability shall be calculated.

*Lower explosion limit (LEL)* means the lowest concentration of the explosion range at which an explosion can occur;

## M

*Management system*, for the carriage of radioactive material, means a set of interrelated or interacting elements (system) for establishing policies and objectives and enabling the objectives to be achieved in an efficient and effective manner;

*Manual of Tests and Criteria* means the sixth revised edition of the Recommendations on the Transport of Dangerous Goods, Manual of Tests and Criteria, published by the United Nations (ST/SG/AC.10/11/Rev.6 and Amend.1);

*Mass density* shall be expressed in kg/m<sup>3</sup>. In the event of repetition, the number alone shall be used;

*Mass of package* means gross mass of the package unless otherwise stated. The mass of containers, tanks, vehicles and wagons used for the carriage of goods is not included in the gross mass;

*Master* means a person as defined in Article 1.02 of the European Code for Inland Waterways (CEVNI);

Copyright © United Nations, 2019. All rights reserved

*Maximum capacity* means the maximum inner volume of receptacles or packagings including intermediate bulk containers (IBCs) and large packagings expressed in cubic metres or litres;

*Maximum net mass* means the maximum net mass of contents in a single packaging or maximum combined mass of inner packagings and the contents thereof expressed in kilograms;

*Maximum normal operating pressure*, for the carriage of radioactive material, means the maximum pressure above atmospheric pressure at mean sea-level that would develop in the containment system in a period of one year under the conditions of temperature and solar radiation corresponding to environmental conditions in the absence of venting, external cooling by an ancillary system, or operational controls during carriage;

*Maximum permissible gross mass*, means

- (a) (for IBCs) the mass of the IBC and any service or structural equipment together with the maximum net mass;
- (b) (for tanks) the tare of the tank and the heaviest load authorized for carriage;

**NOTE:** For portable tanks, see Chapter 6.7 of ADR.

*Maximum working pressure* means the maximum pressure occurring in a cargo tank or a residual cargo tank during operation. This pressure equals the opening pressure of high velocity vent valves or pressure relief valves;

*Means of evacuation* means any means that can be used by people to move from danger to safety as follows:

Dangers that have to be taken into account are:

- For class 3, packing group III, UN 1202, second and third entry and for classes 4.1, 8 and 9 on tank vessels: leakage at the manifold;
- For other substances of class 3 and class 2 and for flammable substances of class 8 on tank vessels: fire in the area of the manifold on the deck and burning liquid on the water;
- For class 5.1 on tank vessels: oxidizing substances in combination with flammable liquids may cause an explosion;
- For class 6.1 on tank vessels: toxic gases around the manifold and in the direction of the wind;
- For dangerous goods on dry cargo vessels: dangers emanating from the goods in the cargo holds;

*MEGC*, see *Multiple-element gas container*;

*MEMU*, see *Mobile explosives manufacturing unit*;

*Metal hydride storage system* means a single complete hydrogen storage system, including a receptacle, metal hydride, pressure relief device, shut-off valve, service equipment and internal components used for the carriage of hydrogen only;

*Metal IBC* means a metal body together with appropriate service and structural equipment;

Copyright © United Nations, 2019. All rights reserved

*Mobile explosives manufacturing unit (MEMU)* means a unit, or a vehicle mounted with a unit, for manufacturing and charging explosives from dangerous goods that are not explosives. The unit consists of various tanks and bulk containers and process equipment as well as pumps and related equipment. The MEMU may have special compartments for packaged explosives;

**NOTE:** *Even though the definition of MEMU includes the expression "manufacturing and charging explosives" the requirements for MEMUs apply only to carriage and not to manufacturing and charging of explosives.*

*Multiple-element gas container (MEGC)* means a unit containing elements which are linked to each other by a manifold and mounted on a frame. The following elements are considered to be elements of a multiple-element gas container: cylinders, tubes, pressure drums or bundles of cylinders as well as tanks for the carriage of gases as defined in 2.2.2.1.1 having a capacity of more than 450 litres.

**NOTE:** *For UN MEGCs, see Chapter 6.7 of ADR.*

## N

*Naked light* means a source of light using a flame which is not enclosed in a flameproof enclosure.

*Net explosive mass (NEM)* means the total mass of the explosive substances, without the packagings, casings, etc. (*Net explosive quantity (NEQ)*, *net explosive contents (NEC)*, *net explosive weight (NEW)* or *net mass of explosive contents* are often used to convey the same meaning.);

*Neutron radiation detector* means a device that detects neutron radiation. In such a device, a gas may be contained in a hermetically sealed electron tube transducer that converts neutron radiation into a measureable electric signal;

*N.O.S. entry (not otherwise specified entry)* means a collective entry to which substances, mixtures, solutions or articles may be assigned if they:

- (a) are not mentioned by name in Table A of Chapter 3.2, and
- (b) exhibit chemical, physical and/or dangerous properties corresponding to the Class, classification code, packing group and the name and description of the n.o.s. entry;

*Not readily flammable* means a material which is not in itself readily flammable or whose outer surface at least is not readily flammable and limits the propagation of a fire to an appropriate degree.

In order to determine flammability, the IMO procedure, Resolution A.653(16), or any equivalent requirements of a Contracting State are recognized;

## O

*Offshore bulk container* means a bulk container specially designed for repeated use for carriage to, from and between offshore facilities. An offshore bulk container is designed and constructed in accordance with the guidelines for the approval of offshore containers handled in open seas specified by the International Maritime Organization (IMO) in document MSC/Circ.860;

*Oil separator vessel* means an open type N tank-vessel with a dead weight of up to 300 tonnes, constructed and fitted to accept and carry oily and greasy wastes from the

Copyright © United Nations, 2019. All rights reserved

operation of vessels. Vessels without cargo tanks are considered to be subject to Chapters 9.1 or 9.2;

*Oily and greasy wastes from the operation of the vessel* means used oils, bilge water and other oily or greasy wastes, such as used grease, used filters, used rags, and receptacles and packagings for such wastes;

*Open container*, see *Container*;

*Open cryogenic receptacle* means a transportable thermally insulated receptacle for refrigerated liquefied gases maintained at atmospheric pressure by continuous venting of the refrigerated liquefied gas;

*Open vehicle* means a vehicle the platform of which has no superstructure or is merely provided with side boards and a tailboard;

*Open wagon* means a wagon with or without side boards and a tailboard, the loading surfaces of which are open.

*Opening pressure* means the pressure referred to in column (10) of Table C of Chapter 3.2 at which the pressure relief valves/high-velocity vent valves open. For pressure tanks the opening pressure of the safety valve shall be established in accordance with the requirements of the competent authority or a recognized classification society;

*OTIF* means Intergovernmental Organisation for International Carriage by Rail (OTIF, Gryphenhübeliweg 30, CH-3006 Bern);

*Outer packaging* means the outer protection of the composite or combination packaging together with any absorbent materials, cushioning and any other components necessary to contain and protect inner receptacles or inner packagings;

*Over-moulded cylinder* means a cylinder intended for the carriage of LPG with a water capacity not exceeding 13 l made of a coated welded steel inner cylinder with an over-moulded protective case made from cellular plastic, which is non-removable and bonded to the outer surface of the steel cylinder wall;

*Overpack* means an enclosure used (by a single consignor in the case of radioactive material) to contain one or more packages, consolidated into a single unit easier to handle and stow during carriage;

Examples of overpacks:

- (a) a loading tray such as a pallet, on which several packages are placed or stacked and secured by a plastics strip, shrink or stretch wrapping or other appropriate means; or
- (b) an outer protective packaging such as a box or a crate;

*Oxygen measuring system* means a steady-state monitoring device capable of detecting in time any significant reduction of oxygen content of the air and capable of activating the alarms in case the oxygen concentration reaches 19.5% by volume.

This device shall be tested according to the European standard IEC/EN<sup>7</sup> 50104:2010. If it is used in explosion hazardous areas, it shall also comply with the requirements for use in the zone concerned and evidence of such compliance (e.g., conformity assessment procedure

<sup>7</sup> IEC/EN means: This standard is available as an IEC standard and as a European standard.

Copyright © United Nations, 2019. All rights reserved

according to Directive 2014/34/EU,<sup>3</sup> the IECEx System,<sup>4</sup> ECE/TRADE/391<sup>5</sup> or at least equivalent) shall be supplied.

An oxygen measuring system may also be designed as part of a combination measuring system for measuring both flammable gases and oxygen;

*Oxygen meter* means a portable device allowing measuring of any significant reduction of the oxygen content of the air. An oxygen meter may either be a device for measuring oxygen only or part of a combination device for measuring both flammable gases and oxygen. This device shall be so designed that measurements are possible without the necessity of entering the spaces to be checked. It shall be tested according to IEC/EN<sup>7</sup> 50104:2010. If it is used in explosion hazardous areas, it shall also comply with the requirements for use in the zone concerned and evidence of such compliance (e.g., conformity assessment procedure according to Directive 2014/34/EU,<sup>3</sup> the IECEx System,<sup>4</sup> ECE/TRADE/391<sup>5</sup> or at least equivalent) shall be supplied.

## P

*Package* means the complete product of the packing operation, consisting of the packaging or large packaging or IBC and its contents prepared for dispatch. Except for the carriage of radioactive material, the term includes receptacles for gases as defined in this section as well as articles which, because of their size, mass or configuration may be carried unpackaged or carried in cradles, crates or handling devices.

The term does not apply to goods which are carried in bulk in the holds of vessels, nor to substances carried in tanks in tank vessels.

On board vessels, the term also includes vehicles, wagons, containers (including swap bodies), tank-containers, portable tanks, battery-vehicles, battery-wagons, tank vehicles, tank wagons and multiple element gas containers (MECGs).

**NOTE:** For radioactive material, see 2.2.7.2, 4.1.9.1.1 and Chapter 6.4 of ADR.

*Packaging* means one or more receptacles and any other components or materials necessary for the receptacles to perform their containment and other safety functions (see also *Combination packaging*, *Composite packaging*, *Inner packaging*, *Intermediate bulk container (IBC)*, *Intermediate packaging*, *Large packaging*, *Light-gauge metal packaging*, *Outer packaging*, *Reconditioned packaging*, *Remanufactured packaging*, *Reused packaging*, *Salvage packaging* and *Sift-proof packaging*);

*Packer* means any enterprise which puts dangerous goods into packagings, including large packagings and intermediate bulk containers (IBCs) and, where necessary, prepares packages for carriage;

*Packing group* means a group to which, for packing purposes, certain substances may be assigned in accordance with their degree of danger. The packing groups have the following meanings which are explained more fully in Part 2:

Packing group I : Substances presenting high danger;

Packing group II : Substances presenting medium danger; and

<sup>3</sup> Official Journal of the European Union No. L 96 of 29 March 2014, p. 309.

<sup>4</sup> <http://iecex.com/rules>.

<sup>5</sup> A Common Regulatory Framework for Equipment Used in Environments with an Explosive Atmosphere, United Nations, 2011.

<sup>7</sup> IEC/EN means: This standard is available as an IEC standard and as a European standard.



Copyright © United Nations, 2019. All rights reserved

Packing group III : Substances presenting low danger;

**NOTE:** *Certain articles containing dangerous goods are assigned to a packing group.*

*Partly closed-type sampling device* means a device penetrating through the boundary of the cargo tank or through the piping for loading and unloading such that during sampling only a small quantity of gaseous or liquid cargo can escape into the open air. As long as the device is not used it shall be closed completely. The device shall be of a type approved by the competent authority for this purpose;

*Piping for loading and unloading (cargo piping)* means all piping which may contain liquid or gaseous cargo, including pipes, hose assemblies, connected pumps, filters and closure devices.

*Portable tank* means a multimodal tank having, when used for the carriage of gases as defined in 2.2.2.1.1, a capacity of more than 450 litres in accordance with the definitions in Chapter 6.7 of ADR or the IMDG Code and indicated by a portable tank instruction (T-Code) in Column (10) of Table A of Chapter 3.2 of ADR;

*Portable tank operator*, see *Tank-container/portable tank operator*;

*Possibility of cargo heating* means a cargo heating installation in the cargo tanks using a heat insulator. The heat insulator may be heated by means of a boiler on board the tank vessel (cargo heating system in accordance with 9.3.2.42 or 9.3.3.42) or from shore;

*Pressure drum* means a welded, transportable pressure receptacle of a water capacity exceeding 150 litres and of not more than 1,000 litres (e.g. cylindrical receptacles equipped with rolling hoops, spheres on skids);

*Pressure relief device* means an automatically activated safety valve the purpose of which is to protect the cargo tank against unacceptable excess internal pressure;

*Pressure receptacle* means a collective term that includes cylinders, tubes, pressure drums, closed cryogenic receptacles, metal hydride storage systems, bundles of cylinders and salvage pressure receptacles;

*Pressures* means for tanks, all kinds of pressures (e.g. working pressure, opening pressure of the high velocity vent valves, test pressure) shall be expressed as gauge pressures in kPa (bar); the vapour pressure of substances, however, shall be expressed as an absolute pressure in kPa (bar);

*Pressurized gas cartridge*, see *Aerosol dispenser*;

*Protected area* means the whole of the following spaces on board of dry cargo vessels:

- (a) the hold or holds (when anti-explosion protection is required, zone 1);
- (b) the space situated above the deck (when anti-explosion protection is required, zone 2), bounded:
  - (i) athwartships, by vertical planes corresponding to the side plating;
  - (ii) fore and aft, by vertical planes corresponding to the end bulkheads of the hold; and
  - (iii) upwards, by a horizontal plane 2.00 m above the upper level of the load, but at least by a horizontal plane 3.00 m above the deck.



Copyright © United Nations, 2019. All rights reserved

*Protected IBC* (for metal IBCs) means an IBC provided with additional protection against impact, the protection taking the form of, for example, a multi-layer (sandwich) or double-wall construction, or a frame with a metal lattice-work casing.

*Protection wall, gas- and liquid-tight* means a gas- and liquid-tight wall on deck at the height of the boundary plane of the cargo area preventing gases from entering areas outside the cargo area;

*Protective coaming, liquid-tight* means a liquid-tight coaming on deck at the height of the outer cargo tank bulkhead (see zoning diagram), but at a maximum distance of 0.60 m to the outer cofferdam bulkhead or hold end bulkheads, which prevents liquid from entering the fore and aft parts of the vessel. The connection between the protective coamings and the spill coaming shall be liquid tight;

*Protective gloves* means gloves which protect the wearer's hands during work in a danger area. The choice of appropriate gloves shall correspond to the dangers likely to arise (see for example European standards EN 374-1:2016, EN 374-2:2015 or EN 374-4:2013). In the case of dangers caused by electrostatic charging/discharging, they shall meet the requirements of standard EN 16350:2015;

*Protective goggles, protective masks* means goggles or face protection which protects the wearer's eyes or face during work in a danger area. The choice of appropriate goggles or masks shall correspond to the dangers likely to arise. For protective goggles or masks, see for example European standard EN 166:2001;

*Protective shoes (or protective boots)* means shoes or boots which protect the wearer's feet during work in a danger area. The choice of appropriate protective shoes or boots shall correspond to the dangers likely to arise, especially those caused by electrostatic charging/discharging, and meet the requirements of international standard ISO 20345:2012 or ISO 20346:2014;

*Protective lining* (for tanks) means a lining or coating protecting the metallic tank material against the substances to be carried;”.

**NOTE:** *This definition does not apply to a lining or coating used only to protect the substance to be carried.*

*Protective suit* means a suit which protects the wearer's body during work in a danger area. The choice of appropriate suit shall correspond to the dangers likely to arise. For protective suits, see for example, ISO 13688:2013. In case of dangers caused by electrostatic charging/discharging, see also European standard EN 1149-5:2008.

## Q

*Quality assurance* means a systematic programme of controls and inspections applied by any organization or body which is aimed at providing confidence that the safety prescriptions in ADN are met in practice.

## R

*Radiation detection system* means an apparatus that contains radiation detectors as components;

*Radiation level*, for the carriage of radioactive material, means the corresponding dose rate expressed in millisieverts per hour or microsieverts per hour;

*Radioactive contents*, for the carriage of radioactive material, mean the radioactive material together with any contaminated or activated solids, liquids, and gases within the packaging;

Copyright © United Nations, 2019. All rights reserved

*Reception facility* means a stationary or mobile facility for receiving gases and vapours during degassing of empty or unloaded cargo tanks and piping for loading and unloading;

*Receptacle* (Class 1) includes boxes, cylinders, cans, drums, jars and tubes, including any means of closure used in the inner or intermediate packaging;

*Receptacle* means a containment vessel for receiving and holding substances or articles, including any means of closing. This definition does not apply to shells (see also *Cryogenic receptacle*, *Inner receptacle*, *Rigid inner receptacle* and *Gas cartridge*);

*Receptacle for residual products* means an intermediate bulk container or tank-container or portable tank intended to collect residual cargo, washing water, cargo residues or slops which are suitable for pumping. The receptacle shall be approved according to ADR, RID or the IMDG Code and authorized for the substance concerned. The maximum permissible capacity of an intermediate bulk container is 3 m<sup>3</sup>, and that of a tank-container or portable tank is 12 m<sup>3</sup>;

*Receptacle for slops* means a fire resistant receptacle capable of being closed with a lid intended to collect slops which are unsuitable for pumping. The receptacle shall be approved according to ADR, RID or the IMDG Code and authorized for the substance concerned. The maximum permissible capacity is 450 l. It should be easy to handle and marked "SLOP" (character height: 0.10 m);

*Recycled plastics material* means material recovered from used industrial packagings that has been cleaned and prepared for processing into new packagings;

*Reel* (Class 1) means a device made of plastics, wood, fibreboard, metal or other suitable material comprising a central spindle with, or without, side walls at each end of the spindle. Articles and substances can be wound on to the spindle and may be retained by side walls;

*Relative density* (or specific density) describes the ratio of the density of a substance to the density of pure water at 3.98 °C (1000 kg/m<sup>3</sup>) and is dimensionless;

*Remanufactured large packaging* see *Large packaging*;

*Rescue winch* means a device for hoisting persons from spaces such as cargo tanks, cofferdams and double-hull spaces. The device shall be operable by one person;

*Residual cargo* means liquid cargo remaining in the cargo tank or cargo piping after unloading without the use of the stripping system;

*Reused large packaging* see *Large packaging*;

*RID* means Regulations concerning the International Carriage of Dangerous Goods by Rail, Appendix C of COTIF (Convention concerning International Carriage by Rail);

*Rigid inner receptacle* (for composite IBCs) means a receptacle which retains its general shape when empty without its closures in place and without benefit of the outer casing. Any inner receptacle that is not rigid is considered to be flexible;

*Rigid plastics IBC* means a rigid plastics body, which may have structural equipment together with appropriate service equipment;

Copyright © United Nations, 2019. All rights reserved

## S

*Safe area* means a designated, recognisable area outside the cargo area which can be readily accessed by all persons on board. The safe area provides protection against the identified hazards of the cargo by a water spray system for at least 60 minutes. The safe area can be evacuated during an incident. A safe area is not acceptable when the identified danger is explosion;

*Safe haven* means a designated, recognisable, readily accessible module (fixed or floating) capable of protecting all persons on board against the identified hazards of the cargo for at least sixty minutes during which communication to the emergency and rescue services is possible. A safe haven can be integrated into the wheelhouse or into the accommodation. A safe haven can be evacuated during an incident. A safe haven on board is not acceptable when the identified danger is explosion. A safe haven on board and a floating safe haven outside the ship are certified by a recognized classification society. A safe haven on land is constructed according to local law;

*Safety adviser* means a person who, in an undertaking the activities of which include the carriage, or the related packing, loading, filling or unloading, of dangerous goods by inland waterways, is responsible for helping to prevent the risks inherent in the carriage of dangerous goods;

*Safety valve* means a spring-loaded device which is activated automatically by pressure the purpose of which is to protect the cargo tank against unacceptable excess internal pressure or negative internal pressure (see also, *High velocity vent valve*, *Pressure-relief device* and *Vacuum valve*);

*SADT* see *Self-accelerating decomposition temperature*;

*Salvage packaging* means a special packaging into which damaged, defective, leaking or non-conforming dangerous goods packages, or dangerous goods that have spilled or leaked are placed for purposes of carriage for recovery or disposal;

*Salvage pressure receptacle* means a pressure receptacle with a water capacity not exceeding 3 000 litres into which are placed damaged, defective, leaking or non-conforming pressure receptacle(s) for the purpose of carriage e.g. for recovery or disposal;

*Sampling opening* means a closable opening of a cargo tank with a diameter of not more than 0.30 m. When the vessel substance list according to 1.16.1.2.5 contains substances for which explosion protection is required in column (17) of Table C of Chapter 3.2, it shall be deflagration safe, capable of withstanding steady burning for the most critical substance in the vessel substance list and so designed that the opening period will be as short as possible and that it cannot remain open without external intervention.

The deflagration safety shall be tested according to international standard ISO 16852:2016<sup>2</sup> and evidence of compliance with the applicable requirements (e.g., conformity assessment procedure according to Directive 2014/34/EU,<sup>3</sup> the IECEx System,<sup>4</sup> ECE/TRADE/391<sup>5</sup> or at least equivalent) shall be supplied. The deflagration safety may be ensured by an integrated flame arrester plate stack capable of withstanding steady burning or a flame arrester capable of withstanding steady burning (protection against deflagrations);

*SAPT* see *Self-accelerating polymerization temperature*;

<sup>2</sup> Identical to EN ISO 16852:2016

<sup>3</sup> Official Journal of the European Union No. L 96 of 29 March 2014, p. 309.

<sup>4</sup> <http://iecex.com/rules>.

<sup>5</sup> A Common Regulatory Framework for Equipment Used in Environments with an Explosive Atmosphere, United Nations, 2011.

Copyright © United Nations, 2019. All rights reserved

*Self-accelerating decomposition temperature (SADT)* means the lowest temperature at which self-accelerating decomposition may occur with the substance in the packaging as used during carriage. Provisions for determining the SADT and the effects of heating under confinement are contained in Part II of the *Manual of Tests and Criteria*;

*Self-accelerating polymerization temperature (SAPT)* means the lowest temperature at which polymerization may occur with a substance in the packaging, IBC or tank as offered for carriage. The SAPT shall be determined in accordance with the test procedures established for the self-accelerating decomposition temperature for self-reactive substances in accordance with Part II, section 28 of the *Manual of Tests and Criteria*;

*Self-contained protection systems* means all devices which are intended to halt incipient explosions immediately and/or to limit the effective range of an explosion and which are separately made available on the market for use as self-contained systems. This includes flame arresters, high velocity vent valves, deflagration safe vacuum valves and devices for the safe depressurization of cargo tanks capable of withstanding a deflagration (see also *Flame arrester, High velocity vent valve, Vacuum valve, Devices for the safe depressurization of cargo tanks and Deflagration*);

*Service life*, for composite cylinders and tubes, means the number of years the cylinder or tube is permitted to be in service;

*Service space* means a space which is accessible during the operation of the vessel and which is neither part of the accommodation nor of the cargo tanks, with the exception of the forepeak and after peak, provided no machinery has been installed in these latter spaces;

*Settled pressure* means the pressure of the contents of a pressure receptacle in thermal and diffusive equilibrium;

*Sheeted bulk container*, see *Bulk container*;

*Sheeted container*, see *Container*;

*Sheeted vehicle* means an open vehicle provided with a sheet to protect the load;

*Sheeted wagon* means an open wagon provided with a sheet to protect the load;

*Sift-proof packaging* means a packaging impermeable to dry contents, including fine solid material produced during carriage;

*Slops* means a mixture of cargo residues and washing water, rust or sludge which is either suitable or not suitable for pumping;

*Small container*, see *Container*;

*Small receptacle containing gas (gas cartridge)* means a non-refillable receptacle having a water capacity not exceeding 1000 ml for receptacles made of metal and not exceeding 500 ml for receptacles made of synthetic material or glass, containing, under pressure, a gas or a mixture of gases. It may be fitted with a valve;

*SOLAS* means the International Convention for the Safety of Life at Sea, 1974, as amended;

*Solid* means:

- (a) a substance with a melting point or initial melting point of more than 20 °C at a pressure of 101.3 kPa; or

Copyright © United Nations, 2019. All rights reserved

- (b) a substance which is not liquid according to the ASTM D 4359-90 test method or which is pasty according to the criteria applicable to the test for determining fluidity (penetrometer test) described in 2.3.4;

*Spill coaming* means a coaming on deck of the vessel parallel to the side plating with closable openings, to prevent spillage of liquids overboard. The connection to the protective coamings, if installed, shall be liquid tight;

*STCW* means the International Convention on Standards of Training, Certification and Watchkeeping for Seafarers, 1978, as amended.

*Steady burning* means combustion stabilized for an indeterminate period (see ISO 16852:2016<sup>2</sup>);

*Stripping system (efficient)* means a system according to Annex II of CDNI for complete draining, if possible, of the cargo tanks and stripping the cargo piping except for the cargo residues;

*Supply installation (bunkering system)* means an installation for the supply of vessels with liquid fuels;

*Supply vessel* means an open type N tank vessel with a dead weight of up to 300 tonnes, constructed and fitted for the carriage and delivery to other vessels of products intended for the operation of vessels;

*Swap-body*, see *Container*.

## T

*Tank* means a shell, including its service and structural equipment. When used alone, the term tank means a tank-container, portable tank, demountable tank, fixed tank or tank wagon as defined in this section, including tanks forming elements of battery-vehicles, battery wagons or MEGCs (see also *Demountable tank*, *Fixed tank*, *Portable tank* and *Multiple-element gas container*);

**NOTE:** For portable tanks, see 6.7.4.1 of ADR.

*Tank-container* means an article of transport equipment meeting the definition of a container, and comprising a shell and items of equipment, including the equipment to facilitate movement of the tank-container without significant change of attitude, used for the carriage of gases, liquid, powdery or granular substances and, when used for the carriage of gases as defined in 2.2.2.1.1 having a capacity of more than 0.45 m<sup>3</sup> (450 litres);

**NOTE:** IBCs which meet the requirements of Chapter 6.5 of ADR are not considered to be tank-containers.

*Tank-container/portable tank operator* means any enterprise in whose name the tank-container/portable tank is registered;

*Tank for residual products* means a permanently built-in tank intended to collect residual cargo, washing water, cargo residues or slops which are suitable for pumping;

*Tank record* means a file containing all the important technical information concerning a tank, a battery-vehicle, a battery wagon or an MEGC, such as certificates referred to in 6.8.2.3, 6.8.2.4 and 6.8.3.4 of ADR;

<sup>2</sup> Identical to EN ISO 16852:2016

Copyright © United Nations, 2019. All rights reserved

*Tank swap body* is considered to be a tank-container;

*Tank-vehicle* means a vehicle built to carry liquids, gases or powdery or granular substances and comprising one or more fixed tanks. In addition to the vehicle proper, or the units of running gear used in its stead, a tank-vehicle comprises one or more shells, their items of equipment and the fittings for attaching them to the vehicle or to the running-gear units;

*Tank vessel* means a vessel intended for the carriage of substances in cargo tanks;

*Tank wagon* means a wagon intended for the carriage of liquids, gases, powdery or granular substances, comprising a superstructure, consisting of one or more tanks and their equipment and an underframe fitted with its own items of equipment (running gear, suspension, buffing, traction, braking gear and inscriptions).

**NOTE:** *Tank wagon also includes wagons with demountable tanks.*

*Technical name* means a recognized chemical name, or a recognized biological name where relevant, or another name currently used in scientific and technical handbooks, journals and texts (see 3.1.2.8.1.1);

*Temperature class* means a grouping of flammable gases and vapours of flammable liquids according to their ignition temperature; and of the electrical apparatus intended to be used in the corresponding potentially explosive atmosphere according to their maximum surface temperature (see EN 13237:2011);

*Test pressure* means the pressure at which a cargo tank, a residual cargo tank, a cofferdam or the loading and unloading piping shall be tested prior to being brought into service for the first time and subsequently regularly within prescribed times;

*Through or into*, for the carriage of radioactive material, means through or into the countries in which a consignment is carried but specifically excludes countries "over" which a consignment is carried by air provided that there are no scheduled stops in those countries;

*Toximeter* means a (trans)portable device allowing measuring of any significant concentration of toxic gases and vapours. The device has to comply with standard EN 45544-1:2015, EN 45544-2:2015, EN 45544-3:2015 and EN 45544-4:2016 or with standard ISO 17621:2015.

If this device is used in explosion hazardous areas it shall be in addition suitable to be used in the respective zone and it has to be proven that the applicable requirements are fulfilled (e.g. conformity assessment procedure according to Directive 2014/34/EU,<sup>3</sup> the IECEx System,<sup>4</sup> or to ECE/TRADE/391<sup>5</sup> or at least equivalent).

This device shall be so designed that such measurements are possible without the necessity of entering the spaces to be checked.

*Training* means teaching instruction, courses or apprenticeships dispensed by an organizer approved by the competent authority;

*Transport index (TI) assigned to a package, overpack or container, or to unpackaged LSA-I or SCO-I*, for the carriage of radioactive material, means a number which is used to provide control over radiation exposure;

<sup>3</sup> Official Journal of the European Union No. L 96 of 29 March 2014, p. 309.

<sup>4</sup> <http://iecex.com/rules>.

<sup>5</sup> A Common Regulatory Framework for Equipment Used in Environments with an Explosive Atmosphere, United Nations, 2011.

Copyright © United Nations, 2019. All rights reserved

*Transport unit* means a motor vehicle without an attached trailer, or a combination consisting of a motor vehicle and an attached trailer;

*Tray* (Class 1) means a sheet of metal, plastics, fibreboard or other suitable material which is placed in the inner, intermediate or outer packaging and achieves a close-fit in such packaging. The surface of the tray may be shaped so that packagings or articles can be inserted, held secure and separated from each other;

*Tube* means a transportable pressure receptacle of seamless or composite construction having a water capacity exceeding 150 litres and of not more than 3,000 litres;

*Types of protection*

Electrical equipment (see IEC 60079-0:2014 or at least equivalent);

Ex (d): flameproof enclosure (IEC 60079-1:2014 or at least equivalent);

Ex (e): increased safety (IEC 60079-7:2016 or at least equivalent);

Ex (ia) and Ex (ib): intrinsic safety (IEC 60079-11:2012 or at least equivalent);

Ex (m): encapsulation (IEC 60079-18:2014 or at least equivalent);

Ex (p): pressurized apparatus (IEC 60079-2:2015 or at least equivalent);

Ex (q): powder filling (IEC 60079-5:2015 or at least equivalent);

Non-electrical equipment (see ISO 80079-36:2016 or at least equivalent);

Ex (fr): flow restricting enclosure (EN 13463-2:2005 or at least equivalent);

Ex (d): flameproof enclosure (EN 13463-3:2005 or at least equivalent);

Ex (c): constructional safety (ISO 80079-37:2016 or at least equivalent);

Ex (b): control of ignition source (EN 13463-6:2005 or at least equivalent);

Ex (k): liquid immersion: (EN 13463-8:2003 or at least equivalent);

*Type of vessel*

Type G : means a tank vessel intended for the carriage of gases. Carriage may be under pressure or under refrigeration.

Type C : means a tank vessel intended for the carriage of liquids. The vessel shall be of the flush-deck/double-hull type with double-hull spaces, double bottoms, but without trunk. The cargo tanks may be formed by the vessel's inner hull or may be installed in the hold spaces as independent tanks.

Type N: means a tank vessel intended for the carriage of liquids.

Closed Type N: a tank vessel intended for the carriage of liquids in closed cargo tanks.

Open type N: a tank vessel intended for the carriage of liquids in open cargo tanks.

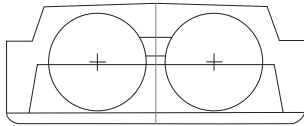


Copyright © United Nations, 2019. All rights reserved

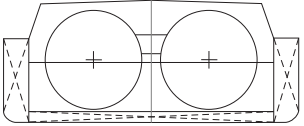
Open Type N: with flame arrester :a tank vessel intended for the carriage of liquids in open cargo tanks whose openings to the atmosphere are equipped with a flame arrester capable of withstanding steady burning.

Sketches (as example)

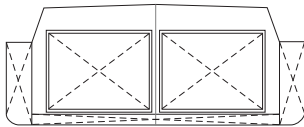
**Type G :**



Type G Cargo tank design 1,  
Type of cargo tank 1  
(also by flush-deck)

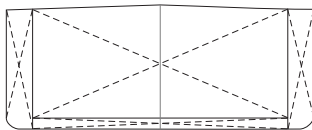


Type G Cargo tank design 1,  
Type of cargo tank 1  
(also by flush-deck)

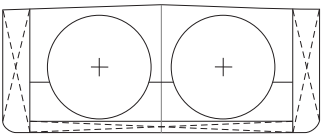


Type G Cargo tank design 2,  
Type of cargo tank 1  
(also by flush-deck)

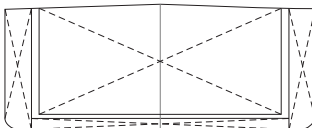
**Type C :**



Type C Cargo tank design 2,  
Type of cargo tank 2

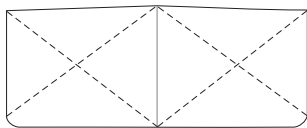


Type C Cargo tank design 1,  
Type of cargo tank 1

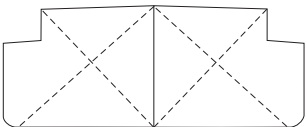


Type C Cargo tank design 2  
Type of cargo tank 1

**Type N :**



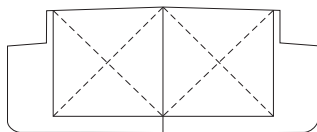
Type N Cargo tank design 2, 3 or 4  
Type of cargo tank 2



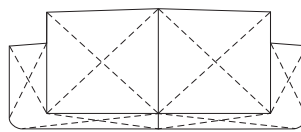
Type N Cargo tank design 2, 3 or 4  
Type of cargo tank 2



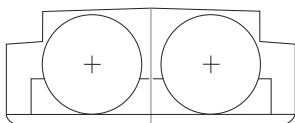
Copyright © United Nations, 2019. All rights reserved



Type N Cargo tank design 2, 3 or 4  
Type of cargo tanks 1  
(also by flush-deck)



Type N Cargo tank design 2, 3 or 4  
Type of cargo tank 3  
(also by flush-deck)



Type N Cargo tank design 2, 3 or 4  
Type of cargo tank 1  
(also by flush-deck)

## U

*UEL*: see *Upper explosion limit*;

*UIC* means the International Union of Railways (UIC, 16 rue Jean Rey, F-75015 Paris, France);

*Ullage opening* means a closable opening of the residual cargo tanks with a diameter of maximum 0.10 m. The ullage opening shall be designed in such a way that it is possible to determine the degree of filling by the use of gauging rods;

*Undertaking*, see *Enterprise*;

*UNECE* means the United Nations Economic Commission for Europe (UNECE, Palais des Nations, 8-14 avenue de la Paix, CH-1211 Geneva 10, Switzerland);

*Unloader* means any enterprise which:

- (a) Removes a container, bulk-container, MEGC, tank-container or portable tank from a conveyance; or
- (b) Unloads packaged dangerous goods, small containers or portable tanks out of or from a conveyance or a container; or
- (c) Discharges dangerous goods from a cargo tank, tank-vehicle, demountable tank, portable tank or tank-container; or from a battery-wagon, battery-vehicle, MEMU or MEGC; or from a conveyance for carriage in bulk, a large container or small container for carriage in bulk or a bulk container;
- (d) Removes a vehicle or a wagon from a vessel;

*Unloading* means all actions carried out by the unloader, in accordance with the definition of unloader;

*UN Model Regulations* means the Model Regulations annexed to the twentieth revised edition of the Recommendations on the Transport of Dangerous Goods published by the United Nations (ST/SG/AC.10/1/Rev.20);

Copyright © United Nations, 2019. All rights reserved

*UN number* means the four-figure identification number of the substance or article taken from the United Nations Model Regulations;

*UN Regulation* means a regulation annexed to the Agreement concerning the adoption of uniform technical prescriptions for wheeled vehicles equipment and parts which can be fitted and or used on wheeled vehicles and the conditions for reciprocal recognition of approvals granted on the basis of these prescriptions (1958 Agreement, as amended);

*Upper explosion limit (UEL)* means the highest concentration of the explosion range at which an explosion can occur;

## V

*Vacuum design pressure* means the vacuum pressure on the basis of which the cargo tank or the residual cargo tank has been designed and built;

*Vacuum-operated waste tank* means a fixed or demountable tank primarily used for the carriage of dangerous wastes, with special constructional features and/or equipment to facilitate the filling and discharging of wastes as specified in Chapter 6.10 of ADR. A tank which fully complies with the requirements of Chapter 6.7 or 6.8 of ADR is not considered to be a vacuum-operated waste tank;

*Vacuum valve* means an automatically activated safety valve the purpose of which is to protect the cargo tank against unacceptable negative internal pressure. When the list of substances on the vessel according to 1.16.1.2.5 contains substances for which explosion protection is required in column (17) of Table C of Chapter 3.2, it shall be deflagration safe against atmospheric explosions of the most critical substance in the list of substances. The deflagration safety shall be tested according to international standard ISO 16852:2016<sup>2</sup> and evidence of compliance with the applicable requirements (e.g., conformity assessment procedure according to Directive 2014/34/EU,<sup>3</sup> the IECEx System,<sup>4</sup> ECE/TRADE/391<sup>5</sup> or at least equivalent) shall be supplied. The deflagration safety may be ensured by an integrated flame arrester plate stack or a flame arrester (protection against deflagrations);

*Vapour return piping (on shore)* means a pipe of the shore facility which is connected during loading or unloading to the vessel's venting piping. This pipe is designed so as to protect the vessel against detonations or the passage of flames from the shore side;

*Vehicle* means any vehicle covered by the definition of the term vehicle in the ADR (see *Battery-vehicle*, *Closed vehicle*, *Open vehicle*, *Sheeted vehicle* and *Tank-vehicle*);

*Venting piping (on board)* means a pipe of the vessel's installation connecting one or more cargo tanks to the vapour return piping during loading or unloading. This pipe is fitted with safety valves protecting the cargo tank(s) against unacceptable internal overpressure or vacuums;

*Vessel* means an inland navigation vessel or a seagoing vessel.

*Vessel record* means a file containing all the important technical information concerning a vessel or a barge such as construction plans and documents about the equipment;

<sup>2</sup> Identical to EN ISO 16852:2016

<sup>3</sup> Official Journal of the European Union No. L 96 of 29 March 2014, p. 309.

<sup>4</sup> <http://iecex.com/rules>.

<sup>5</sup> A Common Regulatory Framework for Equipment Used in Environments with an Explosive Atmosphere, United Nations, 2011.

Copyright © United Nations, 2019. All rights reserved

## W

*Wagon* means a rail vehicle without its own means of propulsion that runs on its own wheels on railway tracks and is used for the carriage of goods (see also *battery-wagon*, *closed wagon*, *open wagon*, *sheeted wagon* and *tank wagon*);

*Wastes* means substances, solutions, mixtures or articles for which no direct use is envisaged but which are transported for reprocessing, dumping, elimination by incineration or other methods of disposal;

*Water film* means a deluge of water for protection against brittle fracture;

*Water spray system* means an on-board installation that, by means of a uniform distribution of water, is capable of protecting all the vertical external surfaces of the ship's hull fore and aft, all vertical surfaces of superstructures and deckhouses and deck surfaces above the superstructures, engine rooms and spaces in which combustible materials may be stored. The capacity of the water spray system for the area to be protected should be at least 10 l/m<sup>2</sup> per minute. The water spray system shall be designed for full-year use. The spray system should be operable from the wheelhouse and the safe area;

*Watertight* means a structural component or device so fitted as to prevent any ingress of water;

*Weathertight* means a structural component or device so fitted that in normal conditions it allows only a negligible quantity of water to penetrate;

*Wooden barrel* means a packaging made of natural wood, of round cross-section, having convex walls, consisting of staves and heads and fitted with hoops;

*Wooden IBC* means a rigid or collapsible wooden body, together with an inner liner (but no inner packaging) and appropriate service and structural equipment;

*Working pressure* means the settled pressure of a compressed gas at a reference temperature of 15° C in a full pressure receptacle.

**NOTE:** For tanks, see *Maximum working pressure*.

Copyright © United Nations, 2019. All rights reserved

**1.2.2 Units of measurement**1.2.2.1 The following units of measurement <sup>a</sup> are applicable in ADN:

Measurement of	SI Unit <sup>b</sup>	Acceptable alternative unit	Relationship between units
Length	m (metre)	-	-
Area	m <sup>2</sup> (square metre)	-	-
Volume	m <sup>3</sup> (cubic metre)	l <sup>c</sup> (litre)	1 l = 10 <sup>-3</sup> m <sup>3</sup>
Time	s (second)	min. (minute)	1 min. = 60 s
		h (hour)	1 h = 3 600 s
		d (day)	1 d = 86 400 s
Mass	kg (kilogram)	g (gramme)	1 g = 10 <sup>-3</sup> kg
		t (ton)	1 t = 10 <sup>3</sup> kg
Mass density	kg/m <sup>3</sup>	kg/l	1 kg/l = 10 <sup>3</sup> kg/m <sup>3</sup>
Temperature	K (kelvin)	°C (degree Celsius)	0° C = 273.15 K
Temperature difference	K (kelvin)	°C (degree Celsius)	1° C = 1 K
Force	N (newton)	-	1 N = 1 kg.m/s <sup>2</sup>
Pressure	Pa (pascal)	-	1 Pa = 1 N/m <sup>2</sup>
		bar (bar)	1 bar = 10 <sup>5</sup> Pa
Stress	N/m <sup>2</sup>	N/mm <sup>2</sup>	1 N/mm <sup>2</sup> = 1 MPa
Work		kWh (kilowatt hours)	1 kWh = 3.6 MJ
Energy	J (joule)		1 J = 1 N.m = 1 W.s
Quantity of heat		eV (electronvolt)	1 eV = 0.1602 H 10 <sup>-18</sup> J
Power	W (watt)	-	1 W = 1 J/s = 1 N.m/s
Kinematic viscosity	m <sup>2</sup> /s	mm <sup>2</sup> /s	1 mm <sup>2</sup> /s = 10 <sup>-6</sup> m <sup>2</sup> /s
Dynamic viscosity	Pa.s	mPa.s	1 mPa.s = 10 <sup>-3</sup> Pa.s
Activity	Bq (becquerel)		
Dose equivalent	Sv (sievert)		

<sup>a</sup> The following round figures are applicable for the conversion of the units hitherto used into SI Units.Force

$$1 \text{ kg} = 9.807 \text{ N}$$

$$1 \text{ N} = 0.102 \text{ kg}$$

Stress

$$1 \text{ kg/mm}^2 = 9.807 \text{ N/mm}^2$$

$$1 \text{ N/mm}^2 = 0.102 \text{ kg/mm}^2$$

Pressure

$$1 \text{ Pa} = 1 \text{ N/m}^2 = 10^{-5} \text{ bar} = 1.02 \text{ H } 10^{-5} \text{ kg/cm}^2 = 0.75 \text{ H } 10^{-2} \text{ torr}$$

$$1 \text{ bar} = 10^5 \text{ Pa} = 1.02 \text{ kg/cm}^2 = 750 \text{ torr}$$

$$1 \text{ kg/cm}^2 = 9.807 \text{ H } 10^4 \text{ Pa} = 0.9807 \text{ bar} = 736 \text{ torr}$$

$$1 \text{ torr} = 1.33 \text{ H } 10^2 \text{ Pa} = 1.33 \text{ H } 10^{-3} \text{ bar} = 1.36 \text{ H } 10^{-3} \text{ kg/cm}^2$$

Energy, Work, Quantity of heat

$$1 \text{ J} = 1 \text{ N.m} = 0.278 \text{ H } 10^{-6} \text{ kWh} = 0.102 \text{ kgm} = 0.239 \text{ H } 10^{-3} \text{ kcal}$$

$$1 \text{ kWh} = 3.6 \text{ H } 10^6 \text{ J} = 367 \text{ H } 10^3 \text{ kgm} = 860 \text{ kcal}$$

$$1 \text{ kgm} = 9.807 \text{ J} = 2.72 \text{ H } 10^{-6} \text{ kWh} = 2.34 \text{ H } 10^{-3} \text{ kcal}$$

$$1 \text{ kcal} = 4.19 \text{ H } 10^3 \text{ J} = 1.16 \text{ H } 10^{-3} \text{ kWh} = 427 \text{ kgm}$$

Power

$$1 \text{ W} = 0.102 \text{ kgm/s} = 0.86 \text{ kcal/h}$$

$$1 \text{ kgm/s} = 9.807 \text{ W} = 8.43 \text{ kcal/h}$$

$$1 \text{ kcal/h} = 1.16 \text{ W} = 0.119 \text{ kgm/s}$$

Kinematic viscosity

$$1 \text{ m}^2/\text{s} = 10^4 \text{ St (Stokes)}$$

$$1 \text{ St} = 10^{-4} \text{ m}^2/\text{s}$$

Dynamic viscosity

$$1 \text{ Pa.s} = 1 \text{ N.s/m}^2 = 10 \text{ P (poise)} = 0.102 \text{ kg.s/m}^2$$

$$1 \text{ P} = 0.1 \text{ Pa.s} = 0.1 \text{ N.s/m}^2 = 1.02 \text{ H } 10^{-2} \text{ kg.s/m}^2$$

$$1 \text{ kg.s/m}^2 = 9.807 \text{ Pa.s} = 9.807 \text{ N.s/m}^2 = 98.07 \text{ P}$$

Copyright © United Nations, 2019. All rights reserved

<sup>b</sup> *The International System of Units (SI) is the result of decisions taken at the General Conference on Weights and Measures (Address: Pavillon de Breteuil, Parc de St-Cloud, F-92 310 Sèvres).*

<sup>c</sup> *The abbreviation "L" for litre may also be used in place of the abbreviation "l" when a typewriter cannot distinguish between figure "1" and letter "l".*

The decimal multiples and sub-multiples of a unit may be formed by prefixes or symbols, having the following meanings, placed before the name or symbol of the unit:

<u>Factor</u>			<u>Prefix</u>	<u>Symbol</u>
1 000 000 000 000 000 000	= $10^{18}$	quintillion	exa	E
1 000 000 000 000 000	= $10^{15}$	quadrillion	peta	P
1 000 000 000 000	= $10^{12}$	trillion	tera	T
1 000 000 000	= $10^9$	billion	giga	G
1 000 000	= $10^6$	million	mega	M
1 000	= $10^3$	thousand	kilo	k
100	= $10^2$	hundred	hecto	h
10	= $10^1$	ten	deca	da
0.1	= $10^{-1}$	tenth	deci	d
0.01	= $10^{-2}$	hundredth	centi	c
0.001	= $10^{-3}$	thousandth	milli	m
0.000 001	= $10^{-6}$	millionth	micro	$\mu$
0.000 000 001	= $10^{-9}$	billionth	nano	n
0.000 000 000 001	= $10^{-12}$	trillionth	pico	p
0.000 000 000 000 001	= $10^{-15}$	quadrillionth	femto	f
0.000 000 000 000 000 001	= $10^{-18}$	quintillionth	atto	a

**NOTE:**  $10^9 = 1$  billion is United Nations usage in English. By analogy, so is  $10^{-9} = 1$  billionth.

Copyright © United Nations, 2019. All rights reserved

1.2.2.2 Unless expressly stated otherwise, the sign “%” in ADN represents:

- (a) In the case of mixtures of solids or of liquids, and also in the case of solutions and of solids wetted by a liquid, a percentage mass based on the total mass of the mixture, the solution or the wetted solid;
- (b) In the case of mixtures of compressed gases, when filled by pressure, the proportion of the volume indicated as a percentage of the total volume of the gaseous mixture, or, when filled by mass, the proportion of the mass indicated as a percentage of the total mass of the mixture;
- (c) In the case of mixtures of liquefied gases and dissolved gases, the proportion of the mass indicated as a percentage of the total mass of the mixture.

1.2.2.3 Pressures of all kinds relating to receptacles (such as test pressure, internal pressure, safety valve opening pressure) are always indicated in gauge pressure (pressure in excess of atmospheric pressure); however, the vapour pressure of substances is always expressed in absolute pressure.

1.2.2.4 Where ADN specifies a degree of filling for receptacles, this is always related to a reference temperature of the substances of 15 °C, unless some other temperature is indicated.

Copyright © United Nations, 2019. All rights reserved

### CHAPTER 1.3

#### TRAINING OF PERSONS INVOLVED IN THE CARRIAGE OF DANGEROUS GOODS

##### 1.3.1 Scope and applicability

Persons employed by the participants referred to in Chapter 1.4, whose duties concern the carriage of dangerous goods, shall be trained in the requirements governing the carriage of such goods appropriate to their responsibilities and duties. Employees shall be trained in accordance with 1.3.2 before assuming responsibilities and shall only perform functions, for which required training has not yet been provided, under the direct supervision of a trained person. Training requirements specific to security of dangerous goods in Chapter 1.10 shall also be addressed.

*NOTE 1: With regard to the training for the safety adviser, see 1.8.3 instead of this section.*

*NOTE 2: With regard to expert training, see Chapter 8.2 instead of this section.*

*NOTE 3: For training with regard to Class 7, see also 1.7.2.5.*

##### 1.3.2 Nature of the training

The training shall take the following form, appropriate to the responsibility and duties of the individual concerned.

###### 1.3.2.1 General awareness training

Personnel shall be familiar with the general requirements of the provisions for the carriage of dangerous goods.

###### 1.3.2.2 Function-specific training

1.3.2.2.1 Personnel shall be trained, commensurate directly with their duties and responsibilities in the requirements of the regulations concerning the carriage of dangerous goods. Where the carriage of dangerous goods involves a multimodal transport operation, the personnel shall be aware of the requirements concerning other transport modes.

1.3.2.2.2 The crew shall be familiarized with the handling of fire-extinguishing systems and fire-extinguishers.

1.3.2.2.3 The crew shall be familiarized with the handling of the special equipment referred to in 8.1.5.

1.3.2.2.4 Persons wearing self-contained breathing apparatus shall be physically able to bear the additional constraints.

They shall:

- in the case of devices operating with pressurized air, be trained in their handling and maintenance;
- in the case of devices supplied with pressurized air through a hose, be instructed in their handling and maintenance. The instruction shall be supplemented by practical exercises.

1.3.2.2.5 The master shall bring the instructions in writing referred to in 5.4.3 to the attention of the other persons on board to ensure that they are capable of applying them.

Copyright © United Nations, 2019. All rights reserved

**1.3.2.3      *Safety training***

Commensurate with the degree of risk of injury or exposure arising from an incident involving the carriage of dangerous goods, including loading and unloading, personnel shall be trained in the hazards and dangers presented by dangerous goods.

The training provided shall aim to make personnel aware of the safe handling and emergency response procedures.

**1.3.2.4      The training shall be periodically supplemented with refresher training to take account of changes in regulations.**

**1.3.2.5      *Working instructions concerning explosion protection***

The safety training referred to in 1.3.2.3 shall be supplemented by working instructions concerning explosion protection.

**1.3.3      *Documentation***

Records of training received according to this Chapter shall be kept by the employer and made available to the employee or competent authority, upon request. Records shall be kept by the employer for a period of time established by the competent authority. Records of training shall be verified upon commencing a new employment.



Copyright © United Nations, 2019. All rights reserved

## CHAPTER 1.4

### SAFETY OBLIGATIONS OF THE PARTICIPANTS

#### 1.4.1 General safety measures

1.4.1.1 The participants in the carriage of dangerous goods shall take appropriate measures according to the nature and the extent of foreseeable dangers, so as to avoid damage or injury and, if necessary, to minimize their effects. They shall, in all events, comply with the requirements of ADN in their respective fields.

1.4.1.2 When there is an immediate risk that public safety may be jeopardized, the participants shall immediately notify the emergency services and shall make available to them the information they require to take action.

1.4.1.3 ADN may specify certain of the obligations falling to the various participants.

If a Contracting Party considers that no lessening of safety is involved, it may in its domestic legislation transfer the obligations falling to a specific participant to one or several other participants, provided that the obligations of 1.4.2 and 1.4.3 are met. These derogations shall be communicated by the Contracting Party to the secretariat of the United Nations Economic Commission for Europe which will bring them to the attention of the Contracting Parties.

The requirements of 1.2.1, 1.4.2 and 1.4.3 concerning the definitions of participants and their respective obligations shall not affect the provisions of domestic law concerning the legal consequences (criminal nature, liability, etc.) stemming from the fact that the participant in question is e.g. a legal entity, a self-employed worker, an employer or an employee.

#### 1.4.2 Obligations of the main participants

**NOTE 1:** Several participants to which safety obligations are assigned in this section may be one and the same enterprise. Also, the activities and the corresponding safety obligations of a participant can be assumed by several enterprises.

**NOTE 2:** For radioactive material see also 1.7.6.

##### 1.4.2.1 Consignor

1.4.2.1.1 The consignor of dangerous goods is required to hand over for carriage only consignments which conform to the requirements of ADN. In the context of 1.4.1, he shall in particular:

- (a) ascertain that the dangerous goods are classified and authorized for carriage in accordance with ADN;
- (b) furnish the carrier with information and data in a traceable form and, if necessary, the required transport documents and accompanying documents (authorizations, approvals, notifications, certificates, etc.), taking into account in particular the requirements of Chapter 5.4 and of the tables in Part 3;
- (c) use only packagings, large packagings, intermediate bulk containers (IBCs) and tanks (tank-vehicles, demountable tanks, battery-vehicles, MEGCs, portable tanks, tank-containers, tank wagons and battery wagons) approved for and suited to the carriage of the substances concerned and bearing the marks prescribed by one of the international Regulations, and use only approved vessels or tank-vessels suitable for the carriage of the goods in question;
- (d) comply with the requirements on the means of dispatch and on forwarding restrictions;

Copyright © United Nations, 2019. All rights reserved

- (e) ensure that even empty uncleaned and non-degassed tanks (tank-vehicles, demountable tanks, battery-vehicles, MEGCs, portable tanks, tank-containers, tank wagons and tank vehicles) or empty uncleaned vehicles and bulk containers are placarded, marked and labelled in accordance with Chapter 5.3 and that empty uncleaned tanks are closed and present the same degree of leakproofness as if they were full.

1.4.2.1.2 If the consignor uses the services of other participants (packer, loader, filler, etc.), he shall take appropriate measures to ensure that the consignment meets the requirements of ADN. He may, however, in the case of 1.4.2.1.1 (a), (b), (c) and (e), rely on the information and data made available to him by other participants.

1.4.2.1.3 When the consignor acts on behalf of a third party, the latter shall inform the consignor in writing that dangerous goods are involved and make available to him all the information and documents he needs to perform his obligations.

#### **1.4.2.2      *Carrier***

1.4.2.2.1 In the context of 1.4.1, where appropriate, the carrier shall in particular:

- (a) ascertain that the dangerous goods to be carried are authorized for carriage in accordance with ADN;
- (b) ascertain that all information prescribed in ADN related to the dangerous goods to be carried has been provided by the consignor before carriage, that the prescribed documentation is on board the vessel or if electronic data processing (EDP) or electronic data interchange (EDI) techniques are used instead of paper documentation, that data is available during transport in a manner at least equivalent to that of paper documentation;
- (c) ascertain visually that the vessels and loads have no obvious defects, leakages or cracks, missing equipment, etc.;
- (d) ascertain that a second means of evacuation in the event of an emergency from the vessel side is available, when the landside installation is not equipped with a second necessary means of evacuation;

**NOTE:** *Before loading and unloading, the carrier shall consult the administration of the landside installation on the availability of means of evacuation.*

- (e) verify that the vessels are not overloaded;
- (f) ensure that, within the explosion hazardous areas on board the vessel, only electrical and non-electrical installations and equipment that meet the requirements for use in the relevant zone are used;
- (g) provide the master with the required instructions in writing and ascertain that the prescribed equipment is on board the vessel;
- (h) ascertain that the marking requirements for the vessel have been met;
- (i) ascertain that during loading, carriage, unloading and any other handling of the dangerous goods in the holds or cargo tanks, special requirements are complied with;
- (j) ascertain that the vessel substance list in accordance with 1.16.1.2.5 complies with Table C of chapter 3.2 including the modifications made to it;

Copyright © United Nations, 2019. All rights reserved

- (k) complete his section of the checklist referred to in 7.2.3.7.2.2 prior to the degassing of empty or unloaded cargo tanks and piping for loading and unloading of a tank vessel to a reception facility;
- (l) complete his section of the checklist referred to in 7.2.4.10 prior to the loading and unloading of the cargo tanks of a tank vessel.

Where appropriate, this shall be done on the basis of the transport documents and accompanying documents, by a visual inspection of the vessel or the containers and, where appropriate, the load.

1.4.2.2.2 The carrier may, however, in the case of 1.4.2.2.1 (a) and (b), rely on information and data made available to him by other participants. In the case of 1.4.2.2.1 (c) he may rely on what is certified in the "container/vehicle packing certificate" provided in accordance with 5.4.2.

1.4.2.2.3 If the carrier observes an infringement of the requirements of ADN, in accordance with 1.4.2.2.1, he shall not forward the consignment until the matter has been rectified.

1.4.2.2.4 *(Reserved)*

1.4.2.2.5 *(Reserved)*

### 1.4.2.3 **Consignee**

1.4.2.3.1 The consignee has the obligation not to defer acceptance of the goods without compelling reasons and to verify, before, during or after unloading, that the requirements of ADN concerning him have been complied with.

In the context of 1.4.1, he shall in particular:

- (a) *(Deleted)*
- (b) carry out in the cases provided for by ADN the prescribed cleaning and decontamination of the vessels;
- (c) *(Deleted)*
- (d) *(Deleted)*
- (e) *(Deleted)*
- (f) *(Deleted)*
- (g) *(Deleted)*
- (h) *(Deleted)*

1.4.2.3.2 *(Deleted)*

1.4.2.3.3 *(Deleted)*

### 1.4.3 **Obligations of the other participants**

A non-exhaustive list of the other participants and their respective obligations is given below. The obligations of the other participants flow from section 1.4.1 above insofar as they know or should have known that their duties are performed as part of a transport operation subject to ADN.

Copyright © United Nations, 2019. All rights reserved

#### **1.4.3.1      *Loader***

1.4.3.1.1      In the context of 1.4.1, the loader has the following obligations in particular:

- (a)    He shall hand the dangerous goods over to the carrier only if they are authorized for carriage in accordance with ADN;
- (b)    He shall, when handing over for carriage packed dangerous goods or uncleaned empty packagings, check whether the packaging is damaged. He shall not hand over a package the packaging of which is damaged, especially if it is not leakproof, and there are leakages or the possibility of leakages of the dangerous substance, until the damage has been repaired; this obligation also applies to empty uncleaned packagings;
- (c)    He shall comply with the special requirements concerning loading and handling;
- (d)    He shall, after loading dangerous goods into a container comply with the requirements concerning placarding, marking and orange-coloured plates conforming to Chapter 5.3;
- (e)    He shall, when loading packages, comply with the prohibitions on mixed loading taking into account dangerous goods already in the vessel, vehicle, wagon or large container and requirements concerning the separation of foodstuffs, other articles of consumption or animal feedstuffs;
- (f)    He shall ascertain that the landside installation is equipped with one or two means of evacuation from the vessel in the event of an emergency;
- (g)    (*Reserved*)

1.4.3.1.2      The loader may, however, in the case of 1.4.3.1.1 (a), (d) and (e), rely on information and data made available to him by other participants.

#### **1.4.3.2      *Packer***

In the context of 1.4.1, the packer shall comply with in particular:

- (a)    the requirements concerning packing conditions, or mixed packing conditions; and
- (b)    when he prepares packages for carriage, the requirements concerning marking and labelling of the packages.

#### **1.4.3.3      *Filler***

In the context of 1.4.1, the filler has the following obligations in particular:

*Obligations concerning the filling of tanks (tank-vehicles, battery-vehicles, demountable tanks, portable tanks, tank-containers, MEGCs, tank wagons and battery wagons):*

- (a)    He shall ascertain prior to the filling of tanks that both they and their equipment are technically in a satisfactory condition;
- (b)    He shall ascertain that the date of the next test for tanks has not expired;
- (c)    He shall only fill tanks with the dangerous goods authorized for carriage in those tanks;
- (d)    He shall, in filling the tank, comply with the requirements concerning dangerous goods in adjoining compartments;

Copyright © United Nations, 2019. All rights reserved

- (e) He shall, during the filling of the tank, observe the maximum permissible degree of filling or the maximum permissible mass of contents per litre of capacity for the substance being filled;
- (f) He shall, after filling the tank, ensure that all closures are in a closed position and that there is no leakage;
- (g) He shall ensure that no dangerous residue of the filling substance adheres to the outside of the tanks filled by him;
- (h) He shall, in preparing the dangerous goods for carriage, ensure that the placards, marks, orange-coloured plates and labels are affixed in accordance with Chapter 5.3.

*Obligations concerning the bulk loading of dangerous solids in vehicles, wagons or containers:*

- (i) He shall ascertain, prior to loading, that the vehicles, wagons and containers, and if necessary their equipment, are technically in a satisfactory condition and that the carriage in bulk of the dangerous goods in question is authorized in these vehicles, wagons or containers;
- (j) He shall ensure after loading that the orange plates and placards or labels prescribed are affixed in accordance with the requirements of Chapter 5.3 applicable to such vehicles, wagons or containers;
- (k) He shall, when filling vehicles, wagons or containers with dangerous goods in bulk, ascertain that the relevant provisions of Chapter 7.3 of RID or ADR are complied with.

*Obligations concerning the filling of cargo tanks:*

- (l) *(Reserved)*
- (m) He shall complete his section of the checklist referred to in 7.2.4.10 prior to the loading of the cargo tanks of a tank vessel;
- (n) He shall only fill cargo tanks with the dangerous goods accepted in such tanks;
- (o) He shall, when necessary, issue a heating instruction in the case of the carriage of substances whose melting point is 0 °C or higher;
- (p) He shall ascertain that during loading the trigger for the automatic device for the prevention of overfilling switches off the electric line established and supplied by the on-shore installation and that he can take steps against overfilling;
- (q) He shall ascertain that the landside installation is equipped with one or two means of evacuation from the vessel in the event of an emergency;
- (r) He shall ascertain that, when prescribed in 7.2.4.25.5 and when explosion protection is necessary according to column (17) of Table C of Chapter 3.2, there is a flame-arrester in the vapour return piping to protect the vessel against detonations and flame-fronts from the landward side;
- (s) He shall ascertain that the loading flows conform to the loading and unloading instructions referred to in 9.3.2.25.9 or 9.3.3.25.9 and that the pressure at the connecting-point of the vapour return piping and the venting piping is not greater than the opening pressure of the pressure relief valve/high velocity vent valve;

Copyright © United Nations, 2019. All rights reserved

- (t) He shall ascertain that the joints provided by him for the connecting flange of the ship/shore connections of the loading and unloading piping consist of a material which is not susceptible to be damaged by the cargo or causes a decomposition of the cargo nor forms harmful or dangerous components with it;
- (u) He shall ascertain that during the entire duration of loading a permanent and appropriate supervision is assured.

*Obligations concerning the bulk loading of dangerous solids in vessels:*

- (v) When special provision 803 applies, shall guarantee and document, using an appropriate procedure, that the maximum permissible temperature of the cargo is not exceeded and shall provide instructions to the master in a traceable form;
- (w) He shall only load the vessel with dangerous goods the bulk carriage of which is authorized in that vessel;
- (x) He shall ascertain that the landside installation is equipped with one or two means of evacuation from the vessel in the event of an emergency.

**1.4.3.4**      ***Tank-container/portable tank operator***

In the context of 1.4.1, the tank-container/portable tank operator shall in particular:

- (a) ensure compliance with the requirements for construction, equipment, tests and marking;
- (b) ensure that the maintenance of shells and their equipment is carried out in such a way as to ensure that, under normal operating conditions, the tank-container/portable tank satisfies the requirements of ADR, RID or the IMDG Code until the next inspection;
- (c) have an exceptional check made when the safety of the shell or its equipment is liable to be impaired by a repair, an alteration or an accident.

1.4.3.5 and 1.4.3.6      *(Reserved)*

**1.4.3.7**      ***Unloader***

1.4.3.7.1      In the context of 1.4.1, the unloader shall in particular:

- (a) Ascertain that the correct goods are unloaded by comparing the relevant information on the transport document with the information on the package, container, tank, MEMU, MEGC or conveyance;
- (b) Before and during unloading, check whether the packagings, the tank, the conveyance or container have been damaged to an extent which would endanger the unloading operation. If this is the case, ascertain that unloading is not carried out until appropriate measures have been taken;
- (c) Comply with all relevant requirements concerning unloading and handling;
- (d) Immediately following the unloading of the tank, conveyance or container:
  - (i) Ensure the removal of any dangerous residues which have adhered to the outside of the tank, conveyance or container during the process of unloading; and

Copyright © United Nations, 2019. All rights reserved

- (ii) By unloading of packages, ensure the closure of valves and inspection openings;
- (e) Ensure that the prescribed cleaning and decontamination of the conveyances or containers is carried out;
- (f) Ensure that the containers, vehicles and wagons, once completely unloaded, cleaned and decontaminated, no longer display the placards, marks and orange-coloured plates that had been displayed in accordance with Chapter 5.3;
- (g) Ascertain that the landside installation is equipped with one or two means of evacuation from the vessel in the event of an emergency;

*Additional obligations concerning the unloading of cargo tanks:*

- (h) Complete his section of the checklist referred to in 7.2.4.10 prior to the unloading of the cargo tanks of a tank vessel;
- (i) Ascertain that, when a connection to the venting piping is required and when explosion protection is required according to column (17) of Table C of Chapter 3.2, there is a flame arrester in the vapour return pipe to protect the vessel against detonations and flame-fronts from the landward side;
- (j) Ascertain that the unloading flows conform to the instructions on loading and unloading flows referred to in 9.3.2.25.9 or 9.3.3.25.9 and that the pressure at the connecting-point of the vapour return piping and the venting piping or the gas return pipe does not exceed the opening pressure of the pressure relief valve/high velocity vent valve;
- (k) Ascertain that the gaskets provided by him for the connecting flange of the ship/shore connections of the loading and unloading piping consist of a material which will not be damaged by the cargo nor causes a decomposition of the cargo nor forms harmful or dangerous components with it;
- (l) Ascertain that during the entire duration of unloading a permanent and appropriate supervision is assured;
- (m) Ascertain that, during unloading by means of the on-board pump, it is possible for the shore facility to switch it off;

1.4.3.7.2 If the unloader makes use of the services of other participants (cleaner, decontamination facility, etc.) or of the pumps of the vessel he shall take appropriate measures to ensure that the requirements of ADN have been complied with.

**1.4.3.8**      ***Reception facility operator***

1.4.3.8.1 In the context of 1.4.1, the reception facility operator shall in particular:

- (a) Complete his section of the checklist referred to in 7.2.3.7.2.2 prior to the degassing of empty or unloaded cargo tanks and piping for loading and unloading of a tank vessel;
- (b) Ascertain that, when prescribed in 7.2.3.7.2.3, there is a flame arrester in the piping of the reception facility which is connected to the degassing vessel, to protect the vessel against detonations and passage of flames from the side of the reception facility.

Copyright © United Nations, 2019. All rights reserved



Copyright © United Nations, 2019. All rights reserved

## CHAPTER 1.5

### SPECIAL RULES, DEROGATIONS

#### 1.5.1 Bilateral and multilateral agreements

- 1.5.1.1 In accordance with Article 7, paragraph 1 of ADN, the competent authorities of the Contracting Parties may agree directly among themselves to authorize certain transport operations in their territories by temporary derogation from the requirements of ADN, provided that safety is not compromised thereby. The authority which has taken the initiative with respect to the temporary derogation shall notify such derogations to the Secretariat of the United Nations Economic Commission for Europe which shall bring them to the attention of the Contracting Parties.

*NOTE: "Special arrangement" in accordance with 1.7.4 is not considered to be a temporary derogation in accordance with this section.*

- 1.5.1.2 The period of validity of the temporary derogation shall not be more than five years from the date of its entry into force. The temporary derogation shall automatically cease as from the date of the entry into force of a relevant amendment to these annexed Regulations.
- 1.5.1.3 Transport operations on the basis of these agreements shall constitute transport operations in the sense of ADN.

#### 1.5.2 Special authorizations concerning transport in tank vessels

##### 1.5.2.1 *Special authorizations*

- 1.5.2.1.1 In accordance with paragraph 2 of Article 7 of ADN, the competent authority shall have the right to issue special authorizations to a carrier or a consignor for the international carriage in tank vessels of dangerous substances, including mixtures, the carriage of which in tank vessels is not authorized under these Regulations, in accordance with the procedure set out below.
- 1.5.2.1.2 The special authorization shall be valid, due account being taken of the restrictions specified therein, for the Contracting Parties and on whose territory the transport operation will take place, for not more than two years unless it is repealed at an earlier date. With the approval of the competent authorities of these Contracting Parties, the special authorization may be renewed for a period of not more than one year.
- 1.5.2.1.3 The special authorization shall include a statement concerning its repeal at an earlier date and shall conform to the model contained in subsection 3.2.4.1.

##### 1.5.2.2 *Procedure*

- 1.5.2.2.1 The carrier or the consignor shall apply to the competent authority of a Contracting Party on whose territory the transport operation takes place for the issue of a special authorization.

The application shall conform to the model contained in subsection 3.2.4.2. The applicant shall be responsible for the accuracy of the particulars.

Copyright © United Nations, 2019. All rights reserved

1.5.2.2.2 The competent authority shall consider the application from the technical and safety point of view. If it has no reservations, it shall draw up a special authorization in accordance with the criteria contained in subsection 3.2.4.3 and immediately inform the other competent authorities involved in the carriage in question. The special authorization shall be issued only when the authorities concerned agree to it or have not expressed opposition within a period of two months after receiving the information. The applicant shall receive the original of the special authorization and keep a copy of it on board the vessel(s) involved in the carriage in question. The competent authorities shall immediately communicate to the Administrative Committee the applications for special authorizations, the applications rejected and the special authorizations granted.

1.5.2.2.3 If the special authorization is not issued because doubts or opposition have been expressed, the Administrative Committee shall decide whether or not to issue a special authorization.

**1.5.2.3 *Update of the list of substances authorized for carriage in tank vessels***

1.5.2.3.1 The Administrative Committee shall consider all the special authorizations and applications communicated to it and decide whether the substance is to be included in the list of substances in these Regulations, authorized for carriage in tank vessels.

1.5.2.3.2 If the Administrative Committee enters technical or safety reservations concerning the inclusion of the substance in the list of substances of these Regulations authorized for carriage in tank vessels or concerning certain conditions, the competent authority shall be so informed. The competent authority shall immediately withdraw or, if necessary, modify the special authorization.

**1.5.3 *Equivalents and derogations (Article 7, paragraph 3 of ADN)***

**1.5.3.1 *Procedure for equivalents***

When the provisions of these Regulations prescribe for a vessel the use or the presence on board of certain materials, installations or equipment or the adoption of certain construction measures or certain fixtures, the competent authority may agree to the use or the presence on board of other materials, installations or equipment or the adoption of other construction measures or other fixtures for this vessel if, in line with recommendations established by the Administrative Committee, they are accepted as equivalent.

**1.5.3.2 *Derogations on a trial basis***

The competent authority may, on the basis of a recommendation by the Administrative Committee, issue a trial certificate of approval for a limited period for a specific vessel having new technical characteristics departing from the requirements of these Regulations, provided that these characteristics are sufficiently safe.

**1.5.3.3 *Particulars of equivalents and derogations***

The equivalents and derogations referred to in 1.5.3.1 and 1.5.3.2 shall be entered in the certificate of approval.

Copyright © United Nations, 2019. All rights reserved

## CHAPTER 1.6

## TRANSITIONAL MEASURES

**1.6.1 General**

- 1.6.1.1 Unless otherwise provided, the substances and articles of ADN may be carried until 30 June 2019 in accordance with the requirements of ADN applicable up to 31 December 2018.
- 1.6.1.2 *(Deleted)*
- 1.6.1.3 The transitional measures of 1.6.1.3 and 1.6.1.4 of ADR and RID, or falling within the scope of 4.1.5.19 of the IMDG Code, concerning the packaging of substances and articles of Class 1, are also valid for carriage subject to ADN.
- 1.6.1.4 *(Deleted)*
- 1.6.1.5 to 1.6.1.7 *(Reserved)*
- 1.6.1.8 Existing orange-coloured plates which meet the requirements of sub-section 5.3.2.2 applicable up to 31 December 2004 may continue to be used provided that the requirements in 5.3.2.2.1 and 5.3.2.2.2 that the plate, numbers and letters shall remain affixed irrespective of the orientation of the vehicle or wagon are met.
- 1.6.1.9 *(Reserved)*
- 1.6.1.10 *(Deleted)*
- 1.6.1.11 and 1.6.1.12 *(Reserved)*
- 1.6.1.13 *(Deleted)*
- 1.6.1.14 IBCs manufactured before 1 January 2011 and conforming to a design type which has not passed the vibration test of 6.5.6.13 of ADR or which was not required to meet the criteria of 6.5.6.9.5 (d) of ADR at the time it was subjected to the drop test, may still be used.
- 1.6.1.15 IBCs manufactured, remanufactured or repaired before 1 January 2011 need not be marked with the maximum permitted stacking load in accordance with 6.5.2.2.2 of ADR. Such IBCs, not marked in accordance with 6.5.2.2.2 of ADR, may still be used after 31 December 2010 but must be marked in accordance with 6.5.2.2.2 of ADR if they are remanufactured or repaired after that date. IBCs manufactured, remanufactured or repaired between 1 January 2011 and 31 December 2016 and marked with the maximum permitted stacking load in accordance with 6.5.2.2.2 of ADR in force up to 31 December 2014 may continue to be used.
- 1.6.1.16 to 1.6.1.20 *(Deleted)*
- 1.6.1.21 to 1.6.1.23 *(Reserved)*
- 1.6.1.24 and 1.6.1.25 *(Deleted)*
- 1.6.1.26 Large packagings manufactured or remanufactured before 1 January 2014 and which do not conform to the requirements of 6.6.3.1 of ADR regarding the height of letters, numerals and symbols applicable as from 1 January 2013 may continue to be used. Those manufactured or remanufactured before 1 January 2015 need not be marked with the maximum permitted stacking load in accordance with 6.6.3.3 of ADR. Such large packagings not marked in accordance with 6.6.3.3 of ADR may still be used after 31 December 2014 but must be marked in accordance with 6.6.3.3 of ADR if they are remanufactured after that date. Large

Copyright © United Nations, 2019. All rights reserved

packagings manufactured or remanufactured between 1 January 2011 and 31 December 2016 and marked with the maximum permitted stacking load in accordance with 6.6.3.3 of ADR in force up to 31 December 2014 may continue to be used.

1.6.1.27 Means of containment integral to equipment or machinery containing liquid fuels of UN Nos. 1202, 1203, 1223, 1268, 1863 and 3475 constructed before 1 July 2013, which do not conform to the requirements of paragraph (a) of special provision 363 of chapter 3.3 applicable as from 1 January 2013, may still be used.

1.6.1.28 *(Deleted)*

1.6.1.29 Lithium cells and batteries manufactured according to a type meeting the requirements of sub-section 38.3 of the Manual of Tests and Criteria, Revision 3, Amendment 1 or any subsequent revision and amendment applicable at the date of the type testing may continue to be carried, unless otherwise provided in ADN.

Lithium cells and batteries manufactured before 1 July 2003 meeting the requirements of the Manual of Tests and Criteria, Revision 3, may continue to be carried if all other applicable requirements are fulfilled.

1.6.1.30 Labels which meet the requirements of 5.2.2.2.1.1 applicable up to 31 December 2014, may continue to be used until 30 June 2019.

1.6.1.31 and 1.6.1.32 *(Deleted)*

1.6.1.33 Electric double layer capacitors of UN No. 3499, manufactured before 1 January 2014, need not be marked with the energy storage capacity in Wh as required by sub-paragraph (e) of special provision 361 of Chapter 3.3.

1.6.1.34 Asymmetric capacitors of UN No. 3508, manufactured before 1 January 2016, need not be marked with the energy storage capacity in Wh as required by sub-paragraph (c) of special provision 372 of Chapter 3.3.

1.6.1.35 to 1.6.1.37 *(Reserved)*

1.6.1.38 Contracting Parties may continue to issue training certificates for dangerous goods safety advisers conforming to the model applicable until 31 December 2016, instead of those conforming to the requirements of 1.8.3.18 applicable from 1 January 2017, until 31 December 2018. Such certificates may continue in use to the end of their five year validity.

1.6.1.39 and 1.6.1.40 *(Deleted)*

1.6.1.41 Notwithstanding the requirements of ADN applicable as from 1 January 2017, large packagings conforming to the packing group III performance level in accordance with special packing provision L2 of packing instruction LP02 of 4.1.4.3 of ADR applicable until 31 December 2016 may continue to be used until 31 December 2022 for UN No. 1950.

1.6.1.42 *(Deleted)*

1.6.1.43 Vehicles registered or brought into service before 1 July 2017, as defined in special provisions 388 and 669 of Chapter 3.3, and their equipment intended for use during carriage, which conform to the requirements of ADN applicable until 31 December 2016 but containing lithium cells and batteries which do not conform to the provisions of 2.2.9.1.7 may continue to be carried as a load in accordance with the requirements of special provision 666 of Chapter 3.3.

Copyright © United Nations, 2019. All rights reserved

- 1.6.1.44 Undertakings which participate in the carriage of dangerous goods only as consignors and which did not have to appoint a safety adviser on the basis of the provisions applicable until 31 December 2018 shall, by derogation from the provisions of 1.8.3.1 applicable from 1 January 2019, appoint a safety adviser no later than 31 December 2022.
- 1.6.1.45 Contracting Parties may, until 31 December 2020, continue to issue training certificates for dangerous goods safety advisers conforming to the model applicable until 31 December 2018, instead of those conforming to the requirements of 1.8.3.18 applicable from 1 January 2019. Such certificates may continue in use to the end of their five-year validity.
- 1.6.1.46 The carriage of machinery or equipment not specified in this annex and which happen to contain dangerous goods in their internal or operational equipment and which are therefore assigned to UN Nos. 3363, 3537, 3538, 3539, 3540, 3541, 3542, 3543, 3544, 3545, 3546, 3547 or 3548, which was exempted from the provisions of ADN according to 1.1.3.1 (b) applicable until 31 December 2018, may continue to be exempted from the provisions of ADN until 31 December 2022 provided that measures have been taken to prevent any leakage of contents in normal conditions of carriage.
- 1.6.1.47 Lithium cells and batteries not meeting the requirements of 2.2.9.1.7 (g) may continue to be carried until 31 December 2019.
- 1.6.2 Pressure receptacles and receptacles for Class 2**
- The transitional measures of sections 1.6.2 of ADR and RID are also valid for transport operations subject to ADN.
- 1.6.3 Fixed tanks (tank-vehicles and tank wagons), demountable tanks, battery vehicles and battery wagons**
- The transitional measures of sections 1.6.3 of ADR and RID are also valid for transport operations subject to ADN.
- 1.6.4 Tank-containers, portable tanks and MEGCs**
- The transitional measures of sections 1.6.4 of ADR and RID or of section 4.2.0 of the IMDG Code, depending on the case, are also valid for transport operations subject to ADN.
- 1.6.5 Vehicles**
- The transitional measures of section 1.6.5 of ADR are also valid for transport operations subject to ADN.
- 1.6.6 Class 7**
- The transitional measures of sections 1.6.6 of ADR and RID or of section 6.4.24 of the IMDG Code are also valid for transport operations subject to ADN.
- 1.6.7 Transitional provisions concerning vessels**
- 1.6.7.1 General**
- 1.6.7.1.1 For the purposes of Article 8 of ADN, section 1.6.7 sets out general transitional provisions in 1.6.7.2 (see Article 8, paragraphs 1, 2 and 4) and supplementary transitional provisions in 1.6.7.3 (see Article 8, paragraph 3).

Copyright © United Nations, 2019. All rights reserved

1.6.7.1.2 In this section:

(a) “Vessel in service” means

- A vessel according to Article 8, paragraph 2, of ADN;
- A vessel for which a certificate of approval has already been issued according to 8.6.1.1 to 8.6.1.4;

In both cases vessels that, as from 31 December 2014, have been without a valid certificate of approval for more than twelve months shall be excluded;

(b) “N.R.M.” means that the requirement does not apply to vessels in service except where the parts concerned are replaced or modified, i.e. it applies only to vessels which are new (as from the date indicated), or to parts which are replaced or modified after the date indicated; the date of presentation for first inspection for obtaining a certificate of approval shall be decisive for nomination as a new vessel; where existing parts are replaced by spare or replacement parts of the same type and manufacture, this shall not be considered a replacement ‘R’ as defined in these transitional provisions.

Modification shall also be taken to mean the conversion of an existing type of tank vessel, a type of cargo tank or a cargo tank design to another type or design at a higher level.

When in the general transitional provisions in 1.6.7.2 no date is specified after ‘N.R.M.’, it refers to N.R.M. after 26 May 2000. When in the supplementary transitional provisions in 1.6.7.3, no date is specified, it refers to N.R.M. after 26 May 2000.

- (c) “Renewal of the certificate of approval after the ...” means that when a vessel has benefitted from the transitional measure in paragraph (b) the requirement shall be met at the next renewal of the certificate of approval following the date indicated. If the certificate of approval expires during the first year after the date of application of these Regulations, the requirement shall be mandatory only after the expiry of this first year.
- (d) Requirements of chapter 1.6.7 applicable on board vessels in service are only valid if N.R.M. is not applicable.

## 1.6.7.2 ***General transitional provisions***

### 1.6.7.2.1 *General transitional provisions for dry cargo vessels*

1.6.7.2.1.1 Vessels in service shall meet:

- (a) the requirements of paragraphs mentioned in the table below within the period established therein;
- (b) the requirements of paragraphs not mentioned in the table below at the date of application of these Regulations.

The construction and equipment of vessels in service shall be maintained at least at the previous standard of safety.

Copyright © United Nations, 2019. All rights reserved

1.6.7.2.1.1 Table of general transitional provisions: Dry cargo		
Paragraphs	Subject	Time limit and comments
1.16.1.4 and 1.16.2.5	Annex to certificate of approval and provisional certificate of approval	Renewal of the certificate of approval after 31 December 2014
7.1.2.19.1	Vessels necessary to provide propulsion  Adaptation to the new requirements in 9.1.0.12.4, 9.1.0.40.2, 9.1.0.51 and 9.1.0.52	N.R.M. from 1 January 2019 Renewal of the certificate of approval after 31 December 2034  Until that date, the following requirements apply to vessels in service:  In a pushed convoy or a side-by-side formation, where at least one vessel is required to be in possession of a certificate of approval for the carriage of dangerous goods, all vessels of the convoy or side-by-side formation shall be provided with an appropriate certificate of approval.  Vessels not carrying dangerous goods shall comply with the requirements of the following sections, subsections and paragraphs: 1.16.1.1, 1.16.1.2, 1.16.1.3, 7.1.2.5, 8.1.5, 8.1.6.1, 8.1.6.3, 8.1.7, 9.1.0.0, 9.1.0.12.3, 9.1.0.12.5, 9.1.0.17.2, 9.1.0.17.3, 9.1.0.31, 9.1.0.32, 9.1.0.34, 9.1.0.41, 9.1.0.52.7, 9.1.0.56, 9.1.0.71 and 9.1.0.74.
7.1.3.41	Smoking	N.R.M. From 1 January 2019 Renewal of the certificate of approval after 31 December 2020
7.1.3.51.1	Non-electrical installations and equipment	N.R.M. From 1 January 2019 Renewal of the certificate of approval after 31 December 2024
7.1.3.51.5	Disconnection of installations and equipment marked in red	N.R.M. From 1 January 2019 Renewal of the certificate of approval after 31 December 2034
7.1.3.51.5	Installations and equipment generating surface temperatures of above 200 °C	N.R.M. From 1 January 2019 Renewal of the certificate of approval after 31 December 2034
7.1.4.53	Lighting appliances in explosion hazardous areas of zone 2	N.R.M. From 1 January 2019 Renewal of the certificate of approval after 31 December 2022
8.1.2.2 (e) – (h)	Documents which must be carried on board	N.R.M. From 1 January 2019 Renewal of the certificate of approval after 31 December 2020
8.6.1.1 8.6.1.2	Changes to certificate of approval	N.R.M. from 1 January 2019 Renewal of the certificate of approval after 31 December 2018

Copyright © United Nations, 2019. All rights reserved

1.6.7.2.1.1 Table of general transitional provisions: Dry cargo		
Paragraphs	Subject	Time limit and comments
9.1.0.12.1	Ventilation of holds	N.R.M. Renewal of the certificate of approval after 31 December 2018 Until then, the following requirements apply on board vessels in service: Each hold shall have appropriate natural or artificial ventilation; for the carriage of substances of Class 4.3, each hold shall be equipped with forced-air ventilation; the appliances used for this purpose must be so constructed that water cannot enter the hold.
9.1.0.12.3	Ventilation of accommodation and wheelhouse	N.R.M. From 1 January 2019 Renewal of the certificate of approval after 31 December 2034
9.1.0.12.3	Ventilation of service spaces	N.R.M. Renewal of the certificate of approval after 31 December 2018
9.1.0.12.3	Equipment in the accommodation, wheelhouse and service spaces where surface temperatures can be higher than those mentioned under 9.1.0.51 or where electrical installations and equipment which do not meet the requirements of 9.1.0.52.1 are used	N.R.M. From 1 January 2019 Renewal of the certificate of approval after 31 December 2034
9.1.0.12.4	Ventilation inlets	N.R.M. From 1 January 2019 Renewal of the certificate of approval after 31 December 2034
9.1.0.12.5	Ventilators used in the protected area and hold ventilators which are arranged in the air flow: Temperature class and explosion group	N.R.M. From 1 January 2019 Renewal of the certificate of approval after 31 December 2034
9.1.0.17.2	Gas-tight openings facing holds	N.R.M. Renewal of the certificate of approval after 31 December 2018 Until then, the following requirements apply on board vessels in service: Openings of accommodation and the wheelhouse facing the holds must be capable of being tightly closed.



Copyright © United Nations, 2019. All rights reserved

1.6.7.2.1.1 Table of general transitional provisions: Dry cargo		
Paragraphs	Subject	Time limit and comments
9.1.0.17.3	Entrances and openings in the protected area	N.R.M. Renewal of the certificate of approval after 31 December 2018 Until then, the following requirements apply on board vessels in service: Openings of engine rooms and service spaces facing the holds must be capable of being tightly closed.
9.1.0.31.2	Air intakes of engines	N.R.M. Renewal of the certificate of approval after 31 December 2034
9.1.0.32.2	Open ends of the air pipes not less than 0.50 m above the open deck	N.R.M. Renewal of the certificate of approval after 31 December 2018
9.1.0.34.1	Position of exhaust pipes	N.R.M. Renewal of the certificate of approval after 31 December 2018
9.1.0.35	Stripping pumps in the protected area	N.R.M. Renewal of the certificate of approval after 31 December 2018 Until then, the following requirements apply on board vessels in service: In the event of the carriage of substances of Class 4.1, UN No. 3175, of all substances of Class 4.3 in bulk or unpackaged and polymeric beads, expandable, of Class 9, UN No. 2211, the stripping of the holds may only be effected using a stripping installation located in the protected area. The stripping installation located above the engine room must be clamped.
9.1.0.40.1	Fire extinguishers, two pumps, etc.	N.R.M. Renewal of the certificate of approval after 31 December 2018
9.1.0.40.2	Fire extinguishing systems permanently fixed in engine rooms	N.R.M. Renewal of the certificate of approval after 31 December 2034
9.1.0.41 in conjunction with 7.1.3.41	Fire and naked light	N.R.M. Renewal of the certificate of approval after 31 December 2018 Until then, the following requirements apply on board vessels in service: Outlets of funnels shall be located not less than 2 m from the nearest point on hold hatchways. Heating and cooking appliances shall be permitted only in metal-based accommodation and wheelhouses. However: - Heating appliances fuelled with liquid fuels having a flashpoint above 55 °C shall be permitted in engine rooms; - Central-heating boilers fuelled with solid fuels shall be permitted in spaces situated below deck and accessible only from the deck.

Copyright © United Nations, 2019. All rights reserved

1.6.7.2.1.1 Table of general transitional provisions: Dry cargo		
Paragraphs	Subject	Time limit and comments
9.1.0.51	Temperature of outer parts of engines and of their air inlets and exhaust ducts	N.R.M. From 1 January 2019 Renewal of the certificate of approval after 31 December 2034
9.1.0.52.1	Electrical installations, equipment and appliances located outside the protected area	N.R.M. From 1 January 2019 Renewal of the certificate of approval after 31 December 2034  Until that date, the following requirements are applicable on board vessels in service: It shall be possible to isolate the electrical equipment in the protected area by means of centrally located switches except where: - In the holds it is of a certified safe type corresponding at least to temperature class T4 and explosion group II B; and - In the protected area on the deck it is of the limited explosion risk type. The corresponding electrical circuits shall have control lamps to indicate whether or not the circuits are live. The switches shall be protected against unintended unauthorized operation. The sockets used in this area shall be designed so as to prevent connection or disconnection except when they are not live. Submerged pumps installed or used in the holds shall be of the certified safe type at least for temperature class T4 and explosion group II B.
9.1.0.52.1	Electrical installations in operation during a stay in the immediate vicinity of or within an onshore assigned zone	N.R.M. From 1 January 2019 Renewal of the certificate of approval after 31 December 2034
9.1.0.52.2	Installations and equipment marked in red	N.R.M. from 1 January 2019 Renewal of the certificate of approval after 31 December 2034
9.1.0.52.5	Failure of the power supply for the safety and control equipment	N.R.M. from 1 January 2019 Renewal of the certificate of approval after 31 December 2024
9.1.0.53.5	Movable electric cables (sheathed, type H 07 RN-F)	N.R.M. from 1 January 2019 Renewal of the certificate of approval after 31 December 2034  Until that date, the following provisions apply on board vessels in service: Until that date, movable electric cables (sheathed, type H 07 RN-F) must comply with IEC 60245-4:1994
9.1.0.53.6	Non-electrical installations and equipment within the protected area	N.R.M. from 1 January 2019 Renewal of the certificate of approval after 31 December 2034
9.2.0.31.2	Air intakes of engines	N.R.M. Renewal of the certificate of approval after 31 December 2034

Copyright © United Nations, 2019. All rights reserved

1.6.7.2.1.1 Table of general transitional provisions: Dry cargo		
Paragraphs	Subject	Time limit and comments
9.2.0.34.1	Position of exhaust pipes	N.R.M. Renewal of the certificate of approval after 31 December 2018
9.2.0.41 in conjunction with 7.1.3.41	Fire and naked light	N.R.M. Renewal of the certificate of approval after 31 December 2018 Until then, the following requirements apply on board vessels in service: Outlets of funnels shall be located not less than 2 m from the nearest point on hold hatchways. Heating and cooking appliances shall be permitted only in metal-based accommodation and wheelhouses. However: - Heating appliances fuelled with liquid fuels having a flashpoint above 55 °C shall be permitted in engine rooms; - Central-heating boilers fuelled with solid fuels shall be permitted in spaces situated below deck and accessible only from the deck.

1.6.7.2.1.2 *(Deleted)*

1.6.7.2.1.3 By way of derogation from 7.1.4.1, transport in bulk of UN Nos. 1690, 1812 and 2505, may be carried out with single hull vessels until 31 December 2018.

1.6.7.2.1.4 For a vessel or a barge whose keel was laid before 1 July 2017 and which does not conform to the requirements of 9.x.0.1 concerning the vessel record, the retention of files for the vessel record shall start at the latest at the next renewal of the certificate of approval.

1.6.7.2.2 *General transitional provisions for tank vessels*

1.6.7.2.2.1 Vessels in service shall meet:

- (a) the requirements of paragraphs mentioned in the table below within the period established therein;
- (b) the requirements of paragraphs not mentioned in the table below at the date of application of these Regulations.

The construction and equipment of vessels in service shall be maintained at least at the previous standard of safety.

Copyright © United Nations, 2019. All rights reserved

1.6.7.2.2.2 Table of general transitional provisions: Tank vessels		
Paragraphs	Subject	Time limit and comments
1.2.1	Cargo area Spatial extent above the deck	N.R.M. from 1 January 2019 Renewal of the certificate of approval after 31 December 2034  Until that date, the following requirements are applicable on board vessels in service: The spatial extent corresponds to a rectangular pyramidal frustum with the following dimensions: Floor area: from board to board and from outer cofferdam bulkhead to outer cofferdam bulkhead Angle of slope of the short sides: 45° Angle of slope of the long sides: 90° Height: 3.00 m Spatial extent of zone 1 corresponds to the cargo area above the deck
1.2.1	Classification in zones Zone 1 Spatial extent         Zone 2 Spatial extent:	N.R.M. from 1 January 2019 Renewal of the certificate of approval after 31 December 2034  Until that date, the following requirements are applicable on board vessels in service: the spatial extent of zone 1 corresponds to a rectangular pyramidal frustum with the following dimensions: Floor area: from board to board and from outer cofferdam bulkhead to outer cofferdam bulkhead Angle of slope of the short sides: 45° Angle of slope of the long sides: 90° Height: 3.00 m  N.R.M. from 1 January 2019 Renewal of the certificate of approval after 31 December 2034
1.2.1	Device for the safe depressurization of cargo tanks Deflagration safety Test according to ISO 16852:2016/Proof of conformity with applicable requirements	N.R.M. from 1 January 2019 Renewal of the certificate of approval after 31 December 2034  The deflagration safety shall be tested according to EN 12874:2001 including the manufacturer's confirmation under Directive 94/9/EC on board vessels built or modified from 1 January 2001 or if the safe pressure-relief device for the cargo tanks has been replaced since 1 January 2001. In other cases, they shall be of a type approved by the competent authority for the use prescribed.

Copyright © United Nations, 2019. All rights reserved

1.6.7.2.2.2 Table of general transitional provisions: Tank vessels		
Paragraphs	Subject	Time limit and comments
1.2.1	Flame arrester Test according to ISO 16852:2016 or EN ISO 16852:2016	N.R.M. from 1 January 2019 Renewal of the certificate of approval after 31 December 2034  Until that date, the following requirements are applicable on board vessels in service: Flame arresters shall be: <ul style="list-style-type: none"> <li>- Tested according to ISO 16852:2010 or EN ISO 16852:2010 if they have been replaced since 1 January 2015 or are on board vessels built or modified since 1 January 2015;</li> <li>- Tested according to EN 12874:2001 if they have been replaced since 1 January 2001 or are on board vessels built or modified since 1 January 2001;</li> <li>- Of a type approved by the competent authority for the use prescribed if they were replaced before 1 January 2001 or are on board vessels built or modified before 1 January 2001.</li> </ul>
1.2.1	Flame arrester Proof of conformity with applicable requirement	N.R.M. from 1 January 2019 Renewal of the certificate of approval after 31 December 2034
1.2.1	Gas detection system Test according to IEC 60079-29-1:2016 and EN 50271:2010	N.R.M. from 1 January 2019 Renewal of the certificate of approval after 31 December 2024
1.2.1	Gas detector Test according to IEC 60079-29-1:2016	N.R.M. from 1 January 2019 Renewal of the certificate of approval after 31 December 2020
1.2.1	High velocity vent valve Test according to ISO 16852:2016 or EN ISO 16852:2016/Proof of conformity with applicable requirements	N.R.M. from 1 January 2019 Renewal of the certificate of approval after 31 December 2034  Until that date, the following requirements are applicable on board vessels in service: High velocity vent valves shall be <ul style="list-style-type: none"> <li>- Tested according to ISO 16852:2010 or EN ISO 16852:2010, including the manufacturer's confirmation in line with Directive 94/9/EC or equivalent, if they have been replaced since 1 January 2015 or are on board vessels built or modified since 1 January 2015.</li> <li>- Tested according to EN 12874:2001, including the manufacturer's confirmation in line with Directive 94/9/EC or equivalent, if they have been replaced since 1 January 2001 or are on board vessels built or modified since 1 January 2001.</li> <li>- Of a type approved by the competent authority for the use prescribed if they were replaced before 1 January 2001 or are on board vessels built or modified before 1 January 2001.</li> </ul>

Copyright © United Nations, 2019. All rights reserved

1.6.7.2.2.2 Table of general transitional provisions: Tank vessels		
Paragraphs	Subject	Time limit and comments
1.2.1	Hold spaces	N.R.M. For Type N open vessels whose hold spaces contain auxiliary appliances and which are carrying only substances of Class 8, with remark 30 in column (20) of Table C of Chapter 3.2. Renewal of the certificate of approval after 31 December 2038.
1.2.1	Limited explosion risk electrical apparatus	N.R.M. Renewal of the certificate of approval after 31 December 2034 Until then, the following requirements apply on board vessels in service: Limited explosion risk electrical apparatus is: - Electrical apparatus which, during normal operation, does not cause sparks or exhibit surface temperatures exceeding 200 °C; or - Electrical apparatus with a spray-water protected housing which, during normal operation, does not exhibit surface temperatures above 200 °C.
1.2.1	Oxygen measuring system Test according to EN 50104:2010	N.R.M. from 1 January 2019 Renewal of the certificate of approval after 31 December 2020
1.2.1	Oxygen meter Test according to EN 50104:2010	N.R.M. from 1 January 2019 Renewal of the certificate of approval after 31 December 2020
1.2.1	Sampling opening Deflagration safety Test according to ISO 16852:2016 or EN ISO 16852:2016/Proof of conformity with applicable requirements	N.R.M. from 1 January 2019 Renewal of the certificate of approval after 31 December 2034 The deflagration safety of the sampling opening shall be: - Tested according to ISO 16852:2010 or EN ISO 16852:2010, including the manufacturer's confirmation under Directive 94/9/EC or equivalent, if the sampling opening has been replaced since 1 January 2015 or is on board a vessel built or modified since 1 January 2015. - Tested according to EN 12874:2001, including the manufacturer's confirmation under Directive 94/9/EC or equivalent, if the sampling opening has been replaced since 1 January 2001 or is on board a vessel built or modified since 1 January 2001. - Of a type approved by the competent authority for the use prescribed if the sampling opening was replaced before 1 January 2001 or is on board a vessel built or modified before 1 January 2001.

Copyright © United Nations, 2019. All rights reserved

1.6.7.2.2.2 Table of general transitional provisions: Tank vessels		
Paragraphs	Subject	Time limit and comments
1.16.1.4 and 1.16.2.5	Annex to certificate of approval and provisional certificate of approval	Renewal of the certificate of approval after 31 December 2014
7.2.2.6	Approved gas detection system	N.R.M. Renewal of the certificate of approval after 31 December 2010
7.2.2.6	Calibration of gas detection system for n-Hexane	N.R.M. from 1 January 2019 Renewal of the certificate of approval after 31 December 2020
7.2.2.19.3	Vessels used for propulsion Adaptation to new provisions Provisions of 9.3.3.12.4, 9.3.3.51 and 9.3.3.52.1 to 9.3.3.52.8	N.R.M. from 1 January 2019 Renewal of certificate of approval after 31 December 2034
7.2.2.19.4	Vessels of the formation for which explosion protection is required	N.R.M. from 1 January 2019 Renewal of the certificate of approval after 31 December 2034  Until that date, the following requirements apply to vessels in service:  Vessels moving a pushed convoy or a side-by-side formation shall comply with the requirements of the following sections, subsections and paragraphs: 1.16.1.1, 1.16.1.2, 1.16.1.3, 7.2.2.5, 8.1.4, 8.1.5, 8.1.6.1, 8.1.6.3, 8.1.7, 9.3.3.0.1, 9.3.3.0.3 (d), 9.3.3.0.5, 9.3.3.10.1, 9.3.3.10.2, 9.3.3.12.4 (a) except the wheelhouse, 9.3.3.12.4 (b) except for the t90 response time, 9.3.3.12.4 (c), 9.3.3.12.6, 9.3.3.16, 9.3.3.17.1 to 9.3.3.17.4, 9.3.3.31.1 to 9.3.3.31.5, 9.3.3.32.2, 9.3.3.34.1, 9.3.3.34.2, 9.3.3.40.1 (although a single fire or ballast pump is sufficient), 9.3.3.40.2, 9.3.3.41, 9.3.3.50.1 (c), 9.3.3.50.2, 9.3.3.51, 9.3.3.52.6, 9.3.3.52.7, 9.3.3.52.8, 9.3.3.56.5, 9.3.3.71 and 9.3.3.74, when at least one vessel of the convoy or side-by-side formation is carrying dangerous goods.  Vessels moving only type N open tank vessels do not have to meet the requirements of paragraphs 9.3.3.10.1, 9.3.3.10.2 and 9.3.3.12.6. These derogations shall be specified in the certificate of approval or the provisional certificate of approval as follows: "Permitted derogations": "Derogation from 9.3.3.10.1, 9.3.3.10.2 and 9.3.3.12.6; the vessel may only move type N open tank vessels."

Copyright © United Nations, 2019. All rights reserved

1.6.7.2.2.2 Table of general transitional provisions: Tank vessels		
Paragraphs	Subject	Time limit and comments
7.2.3.20.1	Ballast water Prohibition against filling cofferdams with water	N.R.M. Renewal of the certificate of approval after 31 December 2038 Until then, the following requirements apply on board vessels in service: Cofferdams may be filled with water during unloading to provide trim and to permit residue-free drainage as far as possible. When the vessel is underway, cofferdams may be filled with ballast water only when cargo tanks are empty.
7.2.3.20.1	Proof of stability in the event of a leak connected with ballast water	N.R.M. for Type G and Type N vessels. Renewal of the certificate of approval after 31 December 2044.
7.2.3.20.1	Fitting of ballast tanks and compartments with level indicators	N.R.M. after 1 January 2013 for Type C and Type G tank vessels and Type N double hull tank vessels. Renewal of the certificate of approval after 31 December 2012.
7.2.3.31.2	Motor vehicles only outside the cargo area	N.R.M. for Type N vessels. Renewal of the certificate of approval after 31 December 2034 Until then, the following requirement applies on board vessels in service: the vehicle shall not be started on board.
7.2.3.41	Smoking	N.R.M. from 1 January 2019 Renewal of the certificate of approval after 31 December 2020
7.2.3.51.4	Disconnection of non-electrical installations and equipment marked in red	N.R.M. From 1 January 2019 Renewal of the certificate of approval after 31 December 2034
7.2.3.51.5	Surface temperature where T4, T5 or T6 are required	N.R.M. From 1 January 2019 Renewal of the certificate of approval after 31 December 2020
7.2.4.22.3	Sampling from other openings	N.R.M. for Type N open vessels. Renewal of the certificate of approval after 31 December 2018 Until then, on board vessels in service, cargo tank covers may be opened during loading for control and sampling.



Copyright © United Nations, 2019. All rights reserved

1.6.7.2.2.2 Table of general transitional provisions: Tank vessels		
Paragraphs	Subject	Time limit and comments
8.1.2.3 (r), (s), (t), (v)	Documents which must be carried on board	<p>N.R.M. from 1 January 2019</p> <p>Renewal of the certificate of approval after 31 December 2020</p> <p>Until that date, in addition to the documents required in accordance with 1.1.4.6, the following documents are required:</p> <p>(a) A plan indicating the boundaries of the cargo area and the location of the electrical equipment installed in that area;</p> <p>(b) A list of the machinery, appliances or other electrical equipment referred to in (a) above, including the following particulars: Machinery or appliance, location, type of protection, type of explosion protection, testing body and approval number;</p> <p>(c) A list of or general plan indicating the electrical equipment located outside the cargo area which may be operated during loading, unloading or gas-freeing.</p> <p>The documents listed above shall bear the stamp of the competent authority issuing the certificate of approval.</p>
8.1.2.3 (u)	Documents which must be carried on board Plan with classification of zones	<p>N.R.M. from 1 January 2019</p> <p>Renewal of the certificate of approval after 31 December 2034</p>
8.1.6.2.	Hose assemblies	Hose assemblies of previous standards EN 12115:1999, EN 13765:2003 or EN ISO 10380:2003 may be used until 31 December 2018.
8.1.6.3	Verification of the oxygen measuring system	<p>N.R.M. from 1 January 2019</p> <p>Renewal of the certificate of approval after 31 December 2020</p>
8.1.7.2	Installations, equipment and self-contained protection systems, testing of installations, equipment and self-contained protection systems as well as compliance with the documents referred to in 8.1.2.3 (r) to (v) in respect of the situation on board	<p>N.R.M. from 1 January 2019</p> <p>Renewal of the certificate of approval after 31 December 2020</p>
8.1.7.2	Marking of installations and equipment to be used in explosion hazardous areas as well as of self-contained protection systems	<p>N.R.M. From 1 January 2019</p> <p>Renewal of the certificate of approval after 31 December 2024</p>

Copyright © United Nations, 2019. All rights reserved

1.6.7.2.2.2 Table of general transitional provisions: Tank vessels		
Paragraphs	Subject	Time limit and comments
8.6.1.3 8.6.1.4	Change to certificate of approval	N.R.M. from 1 January 2019 Renewal of the certificate of approval after 31 December 2018
9.3.2.0.1 (c) 9.3.3.0.1 (c)	Protection of venting piping against corrosion	N.R.M. from 1 January 2001 Renewal of the certificate of approval after 31 December 2034
9.3.1.0.3 (d) 9.3.2.0.3 (d) 9.3.3.0.3 (d)	Fire-resistant materials of accommodation and wheelhouse	N.R.M. Renewal of the certificate of approval after 31 December 2034
9.3.3.8.1	Continuation of class	N.R.M. for Type N open vessels with flame arresters and Type N open vessels. Renewal of the certificate of approval after 31 December 2044. Until then, the following requirements apply on board vessels in service:  Except where otherwise provided, the type of construction, the strength, the subdivision, the equipment and the gear of the vessel shall conform or be equivalent to the construction requirements for classification in the highest class of a recognized classification society.
9.3.1.8.4 9.3.2.8.4 9.3.3.8.4	Compliance with the documents in 8.1.3.2 (r) to (v)	N.R.M. from 1 January 2019 Renewal of the certificate of approval after 31 December 2018
9.3.1.10.1 9.3.2.10.1 9.3.3.10.1	Penetration of gases and liquids into the wheelhouse Windows that can be opened	N.R.M. from 1 January 2019 Renewal of the certificate of approval after 31 December 2024
9.3.1.10.2 9.3.2.10.2 9.3.3.10.2	Height of protective coaming	N.R.M. from 1 January 2019 Renewal of the certificate of approval after 31 December 2020
9.3.1.10.3 9.3.2.10.3 9.3.3.10.3	Protection wall	N.R.M. from 1 January 2019 Renewal of certificate of approval after 31 December 2024
9.3.1.10.4 9.3.2.10.4 9.3.3.10.4	Door coamings, etc.	N.R.M. Renewal of the certificate of approval after 31 December 2034 Until then, the following requirements apply on board vessels in service, with the exception of Type N open vessels: This requirement may be met by fitting vertical protection walls not less than 0.50 m in height. Until then, on board vessels in service less than 50.00 m long, the height of 0.50 m may be reduced to 0.30 m in passageways leading to the deck.

Copyright © United Nations, 2019. All rights reserved

1.6.7.2.2.2 Table of general transitional provisions: Tank vessels		
Paragraphs	Subject	Time limit and comments
9.3.1.11.1 (b)	Ratio of length to diameter of pressure cargo tanks	N.R.M. Renewal of the certificate of approval after 31 December 2044
9.3.3.11.1 (d)	Limitation of length of cargo tanks	N.R.M. Renewal of the certificate of approval after 31 December 2044
9.3.1.11.2 (a)	Arrangement of cargo tanks Distance between cargo tanks and side walls Height of saddles	N.R.M. for Type G vessels whose keels were laid before 1 January 1977. Renewal of the certificate of approval after 31 December 2044
9.3.1.11.2 (a)	Arrangement of cargo tanks Distance between cargo tanks and side walls Height of saddles	N.R.M. Renewal of the certificate of approval after 31 December 2044 Until then, the following requirements apply on board vessels in service whose keels were laid after 31 December 1976: Where tank volume is more than 200 m <sup>3</sup> or where the ratio of length to diameter is less than 7 but more than 5, the hull in the tank area shall be such that, in the event of a collision, the tanks remain intact as far as possible. This requirement shall be considered as having been met where, in the tank area, the vessel: - is double-hulled with a distance of at least 80 cm between the side plating and the longitudinal bulkhead - or is designed as follows: (a) Between the gangboard and the top of the floorplates there shall be side stringers at regular intervals of not more than 60 cm; (b) The side stringers shall be supported by web frames spaced at intervals of not more than 2.00 m. The height of the web frames shall be not less than 10% of the depth and in any event not less than 30 cm. They shall be fitted with a face plate made of flat steel having a cross section of not less than 15 cm <sup>2</sup> ; (c) The side stringers referred to in (a) shall have the same height as the web frames and be fitted with a face plate made of flat steel having a cross section of not less than 7.5 cm <sup>2</sup> .
9.3.1.11.2 (a)	Distance between suction wells and floor plates	N.R.M. Renewal of the certificate of approval after 31 December 2044
9.3.1.11.2 (b) 9.3.2.11.2 (b) 9.3.3.11.2 (a)	Cargo tank fastenings	N.R.M. Renewal of the certificate of approval after 31 December 2044

Copyright © United Nations, 2019. All rights reserved

1.6.7.2.2.2 Table of general transitional provisions: Tank vessels		
Paragraphs	Subject	Time limit and comments
9.3.1.11.2 (c) 9.3.2.11.2 (c) 9.3.3.11.2 (b)	Capacity of suction well	N.R.M. Renewal of the certificate of approval after 31 December 2044
9.3.1.11.2 (d) 9.3.2.11.2 (d)	Side struts between the hull and the cargo tanks	N.R.M. from 1 January 2001 Renewal of the certificate of approval after 31 December 2044
9.3.3.11.2 (d)	Side struts between the hull and the cargo tanks	N.R.M. from 1 January 2019 Renewal of the certificate of approval after 31 December 2044
9.3.1.11.3 (a)	End bulkheads of cargo area with "A-60" insulation. Distance of 0.50 m from cargo tanks to end bulkheads	N.R.M. Renewal of the certificate of approval after 31 December 2044
9.3.2.11.3 (a) 9.3.3.11.3 (a)	Width of cofferdams of 0.60 m Hold spaces with cofferdams or "A-60" insulated bulkheads Distance of 0.50 m from cargo tanks in hold spaces	N.R.M. Renewal of the certificate of approval after 31 December 2044 Until then, the following requirements apply on board vessels in service: Type C: minimum width of cofferdams: 0.50 m; Type N: minimum width of cofferdams: 0.50 m; on board vessels with a deadweight of up to 150 t: 0.40 m; Type N open: cofferdams shall not be required on board vessels with a deadweight up to 150 t and oil separator vessels: The distance between cargo tanks and end bulkheads of hold spaces shall be at least 0.40m.
9.3.3.11.4	Penetrations through the end bulkheads of hold spaces	N.R.M. from 1 January 2005 for Type N open vessels whose keels were laid before 1 January 1977. Renewal of the certificate of approval after 31 December 2044.
9.3.3.11.4	Distance of piping in relation to the bottom	N.R.M. from 1 January 2005 Renewal of the certificate of approval after 31 December 2038
9.3.3.11.4	Shut-off devices of the loading and unloading piping in the cargo tank from which they come	N.R.M. from 1 January 2005 Renewal of the certificate of approval after 31 December 2018
9.3.3.11.6 (a)	Form of cofferdam arranged as a pump room	N.R.M for Type N vessels whose keels were laid before 1 January 1977. Renewal of the certificate of approval after 31 December 2044.
9.3.3.11.7	Distance between the cargo tanks and the outer wall of the vessel	N.R.M. after 1 January 2001 Renewal of the certificate of approval after 31 December 2038

Copyright © United Nations, 2019. All rights reserved

1.6.7.2.2.2 Table of general transitional provisions: Tank vessels		
Paragraphs	Subject	Time limit and comments
9.3.3.11.7	Width of double hull	N.R.M. after 1 January 2007 Renewal of the certificate of approval after 31 December 2038
9.3.1.11.7	Distance between the suction well and the bottom spaces	N.R.M. after 1 January 2003 Renewal of the certificate of approval after 31 December 2038
9.3.3.11.8	Arrangement of service spaces located in the cargo area below decks	N.R.M. for Type N open vessels. Renewal of the certificate of approval after 31 December 2038.
9.3.1.11.8 9.3.3.11.9	Dimensions of openings for access to spaces within the cargo area	N.R.M. Renewal of the certificate of approval after 31 December 2018
9.3.1.11.8 9.3.2.11.10 9.3.3.11.9	Interval between reinforcing elements	N.R.M. Renewal of the certificate of approval after 31 December 2044
9.3.2.12.1 9.3.3.12.1	Ventilation openings in hold spaces	N.R.M. from 1 January 2003 Renewal of the certificate of approval after 31 December 2018
9.3.1.12.2 9.3.3.12.2	Ventilation systems in double-hull spaces and double bottoms	N.R.M. Renewal of the certificate of approval after 31 December 2018
9.3.1.12.3 9.3.2.12.3 9.3.3.12.3	Height above the deck of the air intake for service spaces located below deck	N.R.M. Renewal of the certificate of approval after 31 December 2018
9.3.1.12.4 9.3.2.12.4 9.3.3.12.4	Ventilation of the wheelhouse	N.R.M. from 1 January 2019 Renewal of the certificate of approval after 31 December 2024
9.3.1.12.4 9.3.2.12.4 9.3.3.12.4	Equipment in the accommodation, wheelhouse and service spaces where surface temperatures can be higher than those mentioned in 9.3.x.51 (a)	N.R.M. from 1 January 2019 Renewal of the certificate of approval after 31 December 2034
9.3.1.12.4 9.3.2.12.4 9.3.3.12.4	Equipment in the wheelhouse where surface temperatures can be higher than those mentioned in 9.3.x.51 (a) or involving the use of electrical equipment which does not meet the requirements of 9.3.x.52.1	N.R.M. from 1 January 2019 Renewal of the certificate of approval after 31 December 2034

Copyright © United Nations, 2019. All rights reserved

1.6.7.2.2.2 Table of general transitional provisions: Tank vessels		
Paragraphs	Subject	Time limit and comments
9.3.1.12.4 9.3.3.12.4	Electrical installations and equipment used during loading, unloading, gas-freeing and when in the immediate vicinity of or within an onshore assigned zone	N.R.M. From 1 January 2019 Renewal of the certificate of approval after 31 December 2034  Until that date, on board type G and type N vessels whose keels were laid before 1 January 1977, all electrical equipment except the lighting installations in accommodation, radio telephone installations in the accommodation and the wheelhouse and combustion engine control appliances, shall meet the following requirements: Generators, engine, etc.: IP 13 protection mode Switchboards, switches near entrances to accommodation, etc.: IP23 protection mode Appliances, etc.: IP 55 protection mode
9.3.1.12.4 9.3.2.12.4 9.3.3.12.4	Non-electrical installations and equipment used during loading, unloading, degassing and when in the immediate vicinity of or within an onshore assigned zone	N.R.M. From 1 January 2019 Renewal of the certificate of approval after 31 December 2034
9.3.1.12.4 (b) 9.3.2.12.4 (b) 9.3.3.12.4 (b)	Gas detection system: T90-time	N.R.M. From 1 January 2019 Renewal of the certificate of approval after 31 December 2034
9.3.1.12.4 9.3.2.12.4 9.3.3.12.4	Alarms outstanding	N.R.M. From 1 January 2019 Renewal of the certificate of approval after 31 December 2024
9.3.1.12.6 9.3.2.12.6 9.3.3.12.6	Distance between ventilation inlets in the wheelhouse and the cargo area	N.R.M. From 1 January 2019 Renewal of the certificate of approval after 31 December 2034
9.3.1.12.6 9.3.2.12.6 9.3.3.12.6	Distance between ventilation openings of accommodation and service spaces and the cargo area	N.R.M. from 1 January 2003 Renewal of certificate of approval after 31 December 2034
9.3.1.12.6 9.3.2.12.6 9.3.3.12.6	Permanently installed devices according to 9.3.x.40.2.2 (c)	N.R.M. from 1 January 2003 Renewal of certificate of approval after 31 December 2018
9.3.1.13 9.3.3.13	Stability (general)	N.R.M. Renewal of the certificate of approval after 31 December 2044
9.3.3.13.3 paragraph 2	Stability (general)	N.R.M. from 1 January 2007 Renewal of the certificate of approval after 31 December 2044

Copyright © United Nations, 2019. All rights reserved

1.6.7.2.2.2 Table of general transitional provisions: Tank vessels		
Paragraphs	Subject	Time limit and comments
9.3.1.14 9.3.3.14	Stability (intact)	N.R.M. Renewal of the certificate of approval after 31 December 2044
9.3.1.15	Stability (damaged condition)	N.R.M. Renewal of the certificate of approval after 31 December 2044
9.3.3.15	Stability (damaged condition)	N.R.M. after 1 January 2007 Renewal of the certificate of approval after 31 December 2044
9.3.1.16.1 9.3.3.16.1	Distance of openings of engine rooms from the cargo area	N.R.M. Renewal of the certificate of approval after 31 December 2044
9.3.3.16.1	Internal combustion engines outside the cargo area	N.R.M. for Type N open vessels. Renewal of the certificate of approval after 31 December 2034.
9.3.1.16.2 9.3.3.16.2	Hinges of doors facing the cargo area	N.R.M. for vessels whose keels were laid before 1 January 1977 where alterations would obstruct other major openings. Renewal of the certificate of approval after 31 December 2034.
9.3.3.16.2	Engine rooms accessible from the deck	N.R.M. for Type N open vessels. Renewal of the certificate of approval after 31 December 2034.
9.3.1.17.1 9.3.3.17.1	Accommodation and wheelhouse outside the cargo area	N.R.M. for vessels whose keels were laid before 1 January 1977, provided that there is no connection between the wheelhouse and other enclosed spaces. Renewal of the certificate of approval after 31 December 2044.  Renewal of the certificate of approval after 31 December 2044 for vessels up to 50 m in length whose keels were laid before 1 January 1977 and whose wheelhouses are located in the cargo area even if it provides access to another enclosed space, provided that safety is ensured by appropriate service requirements of the competent authority.
9.3.3.17.1	Accommodation and wheelhouse outside the cargo area	N.R.M. for Type N open vessels. Renewal of the certificate of approval after 31 December 2044.
9.3.1.17.2 9.3.2.17.2 9.3.3.17.2	Arrangement of entrances and openings of forward superstructures	N.R.M. Renewal of the certificate of approval after 31 December 2044
9.3.1.17.2 9.3.2.17.2 9.3.3.17.2	Entrances facing the cargo area	N.R.M. for vessels up to 50 m in length whose keels were laid before 1 January 1977, provided that gas screens are installed. Renewal of the certificate of approval after 31 December 2044.

Copyright © United Nations, 2019. All rights reserved

1.6.7.2.2.2 Table of general transitional provisions: Tank vessels		
Paragraphs	Subject	Time limit and comments
9.3.3.17.2	Entrances and openings	N.R.M. for Type N open vessels. Renewal of the certificate of approval after 31 December 2044.
9.3.1.17.4 9.3.3.17.4	Distance of openings from the cargo area	N.R.M. for Type N open vessels. Renewal of the certificate of approval after 31 December 2018.
9.3.3.17.5 (b), (c)	Approval of shaft passages and displaying of instructions	N.R.M. for Type N open vessels. Renewal of the certificate of approval after 31 December 2018.
9.3.1.17.6 9.3.2.17.6 9.3.3.17.6	Distance between the ventilation inlets in the pump-room and the wheelhouse	N.R.M. From 1 January 2019 Renewal of the certificate of approval after 31 December 2034
9.3.1.17.6 9.3.3.17.6	Pump-room below deck	N.R.M. Renewal of the certificate of approval after 31 December 2018 Until then, the following requirements apply on board vessels in service: Pump-rooms below deck shall <ul style="list-style-type: none"> <li>- meet the requirements for service spaces: <ul style="list-style-type: none"> <li>- for Type G vessels: 9.3.1.12.3</li> <li>- for Type N vessels: 9.3.3.12.3</li> </ul> </li> <li>- be equipped with a gas detection system referred to in 9.3.1.17.6 or 9.3.3.17.6</li> </ul>
9.3.1.17.6 9.3.2.17.6 9.3.3.17.6	Oxygen measuring system Minimum value for the alarm	N.R.M. From 1 January 2019 Renewal of the certificate of approval after 31 December 2020
9.3.1.17.6 9.3.2.17.6 9.3.3.17.6	Alarms outstanding	N.R.M. From 1 January 2019 Renewal of the certificate of approval after 31 December 2024
9.3.2.20.1 9.3.3.20.1	Access to cofferdams or cofferdam compartments	N.R.M. from 1 January 2015 Renewal of the certificate of approval after 31 December 2034
9.3.2.20.2 9.3.3.20.2	Intake valve	N.R.M. Renewal of the certificate of approval after 31 December 2018
9.3.3.20.2	Filling of cofferdams with pump	N.R.M. for Type N open vessels. Renewal of the certificate of approval after 31 December 2018.
9.3.2.20.2 9.3.3.20.2	Filling of cofferdams within 30 minutes	N.R.M. Renewal of the certificate of approval after 31 December 2018



Copyright © United Nations, 2019. All rights reserved

1.6.7.2.2.2 Table of general transitional provisions: Tank vessels		
Paragraphs	Subject	Time limit and comments
9.3.2.20.4 9.3.3.20.4	Explosion group/subgroup	N.R.M. From 1 January 2019 Renewal of the certificate of approval after 31 December 2024
9.3.1.21.3 9.3.2.21.3 9.3.3.21.3	Marking on each level gauge of all permissible maximum filling levels of cargo tanks	N.R.M. from 1 January 2015 Renewal of the certificate of approval after 31 December 2018
9.3.3.21.1 (b)	Liquid level gauge	N.R.M. from 1 January 2005 for vessels of Type N open with flame-arresters and those of Type N open. Renewal of the certificate of approval after 31 December 2018. Until then, on board vessels in service fitted with gauging openings, such openings shall: - Be arranged so that the degree of filling can be measured using a sounding rod; - Be fitted with an automatically-closing cover.
9.3.3.21.1 (g)	Sampling opening	N.R.M. for Type N open vessels. Renewal of the certificate of approval after 31 December 2018.
9.3.2.21.1 (g) 9.3.3.21.1 (g)	Explosion group/subgroup	N.R.M. From 1 January 2019 Renewal of certificate of approval after 31 December 2024
9.3.1.21.4 9.3.2.21.4 9.3.3.21.4	Liquid-level alarm device independent from the liquid-level gauge	N.R.M. Renewal of the certificate of approval after 31 December 2018
9.3.1.21.5 (a) 9.3.2.21.5 (a) 9.3.3.21.5 (a)	Socket close to the shore connections of the loading and unloading piping and switching off of vessel's pump	N.R.M. Renewal of the certificate of approval after 31 December 2018
9.3.1.21.5 (b) 9.3.2.21.5 (b) 9.3.3.21.5 (d)	Installation of on-board pump switch-off from the shore	N.R.M. Renewal of the certificate of approval after 31 December 2006
9.3.2.21.5 (c)	Device for rapid shutting off of refuelling	N.R.M. Renewal of the certificate of approval after 31 December 2008
9.3.1.21.7 9.3.2.21.7 9.3.3.21.7	Alarms outstanding	N.R.M. From 1 January 2019 Renewal of the certificate of approval after 31 December 2024
9.3.1.21.7 9.3.2.21.7 9.3.3.21.7	Vacuum or over-pressure alarms in cargo tanks for the carriage of substances <u>without</u> remark 5 in column (20) of Table C of Chapter 3.2	N.R.M. from 1 January 2001 Renewal of the certificate of approval after 31 December 2018

Copyright © United Nations, 2019. All rights reserved

1.6.7.2.2.2 Table of general transitional provisions: Tank vessels		
Paragraphs	Subject	Time limit and comments
9.3.1.21.7 9.3.2.21.7 9.3.3.21.7	Temperature alarms in cargo tanks	N.R.M. from 1 January 2001 Renewal of the certificate of approval after 31 December 2018
9.3.1.22.1 (b)	Height of cargo tank openings above the deck	N.R.M. Renewal of the certificate of approval after 31 December 2044
9.3.3.22.1 (b)	Cargo tank openings 0.50 m above the deck	N.R.M. Renewal of the certificate of approval after 31 December 2044 for vessels whose keels were laid before 1 January 1977.
9.3.1.22.4	Prevention of spark-formation by closure devices	N.R.M. from 1 January 2003 Renewal of the certificate of approval after 31 December 2018
9.3.1.22.3 9.3.2.22.4 (a) 9.3.3.22.4 (a)	Position of exhaust outlets of pressure relief valves/high velocity vent valves above the deck	N.R.M. Renewal of the certificate of approval after 31 December 2018
9.3.2.22.4 (a) 9.3.3.22.4 (e)	Set pressure of relief valve/high-velocity vent valve	N.R.M. Renewal of the certificate of approval after 31 December 2018
9.3.2.22.4 (e) 9.3.3.22.4 (d)	Explosion group/subgroup	N.R.M. From 1 January 2019 Renewal of certificate of approval after 31 December 2024
9.3.3.23.2	Test pressure for cargo tanks	N.R.M. for vessels whose keels were laid before 1 January 1977, for which a test pressure of 15 kPa (0.15 bar) is required.  Renewal of the certificate of approval after 31 December 2044. Until then, a test pressure of 10 kPa (0.10 bar) shall be sufficient.
9.3.3.23.2	Test pressure for cargo tanks	N.R.M. for oil-separator vessels in service before 1 January 1999.  Renewal of the certificate of approval after 31 December 2044. Until then, a test pressure of 5 kPa (0.05 bar) is sufficient.
9.3.3.23.3	Test pressure for piping for loading and unloading	N.R.M. for oil-separator vessels in service before 1 January 1999.  Renewal of the certificate of approval at the latest by 1 January 2039. Until then, a test pressure of 400 kPa (4 bar) is sufficient.
9.3.2.25.1 9.3.3.25.1	Shut-down of cargo pumps	N.R.M. Renewal of the certificate of approval after 31 December 2018
9.3.1.25.1 9.3.2.25.1 9.3.3.25.1	Distance of pumps, etc. from accommodation, etc.	N.R.M. Renewal of the certificate of approval after 31 December 2044

Copyright © United Nations, 2019. All rights reserved

1.6.7.2.2.2 Table of general transitional provisions: Tank vessels		
Paragraphs	Subject	Time limit and comments
9.3.1.25.2 (d) 9.3.2.25.2 (d)	Position of loading and unloading piping on deck	N.R.M. Renewal of the certificate of approval after 31 December 2044
9.3.1.25.2 (e) 9.3.2.25.2 (e) 9.3.3.25.2 (e)	Distance of shore connections from accommodation, etc.	N.R.M. Renewal of the certificate of approval after 31 December 2034
9.3.2.25.2 (i)	Piping for loading and unloading, and venting piping, shall not have flexible connections fitted with sliding seals.	N.R.M. from 1 January 2009 Vessels in service having connections with sliding seals may no longer transport substances with toxic or corrosive properties (see column (5) of Table C of Chapter 3.2, hazards 6.1 and 8) following the renewal of the certificate of approval after 31 December 2008. Vessels in service shall not have flexible connections fitted with sliding seals following the renewal of the certificate of approval after 31 December 2018
9.3.3.25.2 (h)	Piping for loading and unloading, and venting piping, shall not have flexible connections fitted with sliding seals	N.R.M. from 1 January 2009 Vessels in service having connections with sliding seals may no longer transport substances with corrosive properties (see column (5) of Table C of Chapter 3.2, hazard 8) following the renewal of the certificate of approval after 31 December 2008. Vessels in service shall not have flexible connections with sliding seals following the renewal of the certificate of approval after 31 December 2018.
9.3.2.25.8 (a)	Ballasting suction pipes located within the cargo area but outside the cargo tanks	N.R.M. Renewal of the certificate of approval after 31 December 2018
9.3.2.25.9 9.3.3.25.9	Loading and unloading flow	N.R.M. from 1 January 2003 Renewal of the certificate of approval after 31 December 2018
9.3.3.25.12	9.3.3.25.1 (a) and (c), 9.3.3.25.2 (e), 9.3.3.25.3 and 9.3.3.25.4 (a) are not applicable for Type N open with the exception of Type N open carrying corrosive substances (see Chapter 3.2, Table C, column (5), hazard 8)	N.R.M. Renewal of the certificate of approval after 31 December 2018 This time limit concerns only Type N open vessels carrying corrosive substances (see Chapter 3.2, Table C, column (5), hazard 8).
9.3.2.26.2 9.3.3.26.2 (b)	Explosion group/subgroup	N.R.M. From 1 January 2019 Renewal of certificate of approval after 31 December 2024
9.3.1.31.2 9.3.2.31.2 9.3.3.31.2	Distance of engine air intakes from the cargo area	N.R.M. Renewal of the certificate of approval after 31 December 2044

Copyright © United Nations, 2019. All rights reserved

1.6.7.2.2.2 Table of general transitional provisions: Tank vessels		
Paragraphs	Subject	Time limit and comments
9.3.1.31.5 9.3.2.31.5 9.3.3.31.5	Temperature in the engine room	N.R.M. Renewal of the certificate of approval after 31 December 2018 Until then, the following requirements apply on board vessels in service: The temperature in the engine room shall not exceed 45 °C.
9.3.3.34.1	Exhaust pipes	N.R.M. Renewal of the certificate of approval after 31 December 2018
9.3.1.35.1 9.3.3.35.1	Stripping and ballast pumps in the cargo area	N.R.M. Renewal of the certificate of approval after 31 December 2034
9.3.3.35.3	Suction pipes for ballasting located within the cargo area but outside the cargo tanks	N.R.M. Renewal of the certificate of approval after 31 December 2018
9.3.1.35.4	Stripping installation of the pump-room outside the pump-room	N.R.M. from 1 January 2003 Renewal of the certificate of approval after 31 December 2018
9.3.1.40.1 9.3.2.40.1 9.3.3.40.1	Fire extinguishing systems, two pumps, etc.	N.R.M. Renewal of the certificate of approval after 31 December 2018
9.3.1.40.2 9.3.2.40.2 9.3.3.40.2	Fixed fire extinguishing system in engine room	N.R.M. Renewal of the certificate of approval after 31 December 2034
9.3.1.41.1 9.3.3.41.1	Outlets of funnels located not less than 2 m from the cargo area	N.R.M. Renewal of the certificate of approval after 31 December 2044 for vessels whose keels were laid before 1 January 1977.
9.3.3.41.1	Outlets of funnels	N.R.M. at the latest by 1 January 2039 for oil-separator vessels
9.3.1.41.2 9.3.2.41.2 9.3.3.41.2 in conjunction with 7.2.3.41	Heating, cooking and refrigerating appliances	N.R.M. Renewal of the certificate of approval after 31 December 2010
9.3.3.42.2	Cargo heating system	N.R.M for Type N open vessels. Renewal of the certificate of approval after 31 December 2034. Until then, the following requirements apply on board vessels in service: This can be achieved by one oil separator fitted to the condensed water return pipe.

Copyright © United Nations, 2019. All rights reserved

1.6.7.2.2.2 Table of general transitional provisions: Tank vessels		
Paragraphs	Subject	Time limit and comments
9.3.1.51 (a) 9.3.2.51 (a) 9.3.3.51 (a)	The surface temperature of non-electrical installations and equipment shall not exceed 200 °C	N.R.M. From 1 January 2019 Renewal of the certificate of approval after 31 December 2034
9.3.1.51 (b) 9.3.2.51 (b) 9.3.3.51 (b)	Surface temperature of outer parts of engines and of their air inlets and exhaust ducts	N.R.M. Renewal of the certificate of approval after 31 December 2018 Until then, the following requirements apply on board vessels in service: The temperature of outer parts shall not exceed 300 °C.
9.3.1.52.1 9.3.2.52.1 9.3.3.52.1	Electrical installations and equipment of the limited explosion risk type	N.R.M. Renewal of certificate of approval after 31 December 2034 Until that date, the following documents are required for electrical equipment used during loading, unloading and gas-freeing of vessels in service whose keels were laid after 1 January 1995: 9.3.1.52.3, 9.3.2.52.3 and 9.3.3.52.3 of the version of ADN in force until 31 December 2018
9.3.1.52.1 9.3.3.52.1	Electrical installations and equipment of the limited explosion risk type	N.R.M. Renewal of the certificate of approval after 31 December 2034 Until that date, on board vessels whose keels were laid before 1 January 1977, all electrical equipment except the lighting installations in the accommodation, radio telephone installations in the accommodation and the wheelhouse and combustion engine control appliances in use during loading, unloading and gas-freeing shall meet the following requirements: Generators, engines, switchboards, lighting, etc.: IP 13 protection mode Appliances, etc.: IP 55 protection mode
9.3.3.52.1	Electrical installations in operation during a stay in the immediate vicinity of or within an onshore assigned zone	N.R.M. from 1 January 2019 for open Type N vessels Renewal of certificate of approval after 31 December 2034
9.3.3.52.2	Electrical installations/echo sounding devices	N.R.M. for Type N open vessels. Renewal of the certificate of approval after 31 December 2034.
9.3.3.52.3	Electrical installations and equipment: marking in red	N.R.M. from 1 January 2019 for open Type N vessels Renewal of certificate of approval after 31 December 2034
9.3.1.52.3 9.3.2.52.3 9.3.3.52.3 last sentence	Disconnection of such installations from a centralized location	N.R.M. Renewal of the certificate of approval after 31 December 2034

Copyright © United Nations, 2019. All rights reserved

1.6.7.2.2.2 Table of general transitional provisions: Tank vessels		
Paragraphs	Subject	Time limit and comments
9.3.1.52.4 9.3.2.52.4 9.3.3.52.4	Visual and audible alarm	N.R.M. Renewal of the certificate of approval after 31 December 2034
9.3.3.52.6	Shutting down multipolar switch for continuously driven generator	N.R.M. for Type N open vessels Renewal of the certificate of approval after 31 December 2034
9.3.3.52.9	Permanently fitted sockets	N.R.M. for Type N open vessels Renewal of the certificate of approval after 31 December 2034
9.3.3.52.10	Accumulators located outside the cargo area	N.R.M. for Type N open vessels. Renewal of the certificate of approval after 31 December 2034.
9.3.1.53.1 9.3.2.53.1 9.3.3.53.1	Type and location of electrical installations and equipment intended to be used in explosion hazardous areas Zone 0, Zone 1	N.R.M. from 1 January 2019 Renewal of certificate of approval after 31 December 2034 Until that date, the following requirements are applicable: (a) In cargo tanks and piping for loading and unloading, only measuring, regulation and alarm devices of the EEx (ia) type of protection may be installed. (b) Electrical equipment on deck in the cargo area and the measuring, regulation and alarm apparatus, motors driving essential equipment such as ballast pumps in the cofferdams, double-hull spaces, double bottoms, hold spaces and service spaces below deck in the cargo area shall be checked and approved by the competent authority with respect to the safety of operation in an explosive atmosphere, for example, intrinsically safe apparatus, flameproof enclosure apparatus, apparatus protected by pressurization, powder filling apparatus, apparatus protected by encapsulation and increased safety apparatus. (c) In the cofferdams, double-hull spaces, double bottoms, hold spaces and service spaces below deck in the cargo area, the lighting appliances must have the “flame-proof enclosure” or “apparatus protected by pressurization” type of protection. (d) The control and protective equipment of the equipment referred to in (a), (b) and (c) above shall be located outside the cargo area if they are not intrinsically safe. For the selection of electrical equipment, the explosion groups and temperature classes assigned to the substances carried in the list of substances shall be taken into consideration (see columns (15) and (16) of Table C of Chapter 3.2).

Copyright © United Nations, 2019. All rights reserved

1.6.7.2.2.2 Table of general transitional provisions: Tank vessels		
Paragraphs	Subject	Time limit and comments
		<p>Until that date, the following requirements apply on board vessels in service whose keels were laid after 31 December 1977:</p> <p>Until that date, the following conditions shall be met during loading, unloading and gas freeing on board vessels having non-gastight wheelhouse openings (e.g. doors, windows, etc.) in the cargo area:</p> <p>(a) All electrical equipment to be used in the wheelhouse shall be of a limited explosion-risk type, i.e., it shall be so designed that there is no sparking and the temperature of its outer surface does not rise above 200 °C during normal operation, or it shall be of a type protected against water jets and designed in such a way that its surface temperature may not exceed 200 °C during normal operation.</p> <p>(b) Electrical equipment which does not meet the requirements of (a) above shall be marked in red and it shall be possible to switch it off by means of a central switch.</p>
9.3.1.53.1 9.3.2.53.1 9.3.3.53.1	Type and location of electrical installations and equipment intended to be used in explosion hazardous areas Zone 2	N.R.M. from 1 January 2019 Renewal of the certificate of approval after 31 December 2034
9.3.1.53.1 9.3.2.53.1 9.3.3.53.1	Temperature class and explosion group of non-electrical installations and equipment	N.R.M. From 1 January 2019 Renewal of the certificate of approval after 31 December 2034
9.3.1.53.1 9.3.2.53.1 9.3.3.53.1	Temperature class and explosion group of electrical installations and equipment	N.R.M. From 1 January 2019 Renewal of the certificate of approval after 31 December 2034
9.3.1.53.2 9.3.3.53.2	Metallic sheaths for all electric cables in the cargo area	N.R.M. for vessels whose keels were laid before 1 January 1977. Renewal of the certificate of approval after 31 December 2034.
9.3.3.53.2	Metallic sheaths for all electric cables in the cargo area	N.R.M. by 1 January 2039 at the latest for oil-separator vessels.
9.3.1.53.5 9.3.2.53.5 9.3.3.53.5	Movable electric cables (sheathed, type H 07 RN-F)	<p>N.R.M. from 1 January 2019 Renewal of the certificate of approval after 31 December 2034</p> <p>Until that date, the following provisions apply on board vessels in service:</p> <p>Until that date, movable electric cables (sheathed, type H 07 RN-F) must comply with IEC 60245-4:1994</p>

Copyright © United Nations, 2019. All rights reserved

1.6.7.2.2.2 Table of general transitional provisions: Tank vessels		
Paragraphs	Subject	Time limit and comments
9.3.1.60 9.3.2.60 9.3.3.60	A spring-loaded non-return valve shall be fitted.  The water shall meet the quality of drinking water on board.	N.R.M.  Renewal of the certificate of approval after 31 December 2018

1.6.7.2.2.3 Transitional provisions concerning the application of the requirements of Table C of Chapter 3.2 to the carriage of goods in tank vessels.

1.6.7.2.2.3.1 The goods for which Type N closed with a minimum valve setting of 10 kPa (0.10 bar) is required in Table C of Chapter 3.2, may be carried in tank-vessels in service of Type N closed with a minimum valve setting of 6 kPa (0.06 bar) (cargo tank test pressure of 10 kPa (0.10 bar)). This transitional provision is valid until 31 December 2018.

1.6.7.2.2.3.2 and 1.6.7.2.2.3.3 *(Deleted)*

1.6.7.2.2.4 *(Deleted)*

1.6.7.2.2.5 For a vessel or a barge whose keel was laid before 1 January July 2017 and which does not conform to the requirements of 9.3.X.1 concerning the vessel record, the retention of files for the vessel record shall start at the latest at the next renewal of the certificate of approval.

#### 1.6.7.3 ***Supplementary transitional provisions applicable to specific inland waterways***

Vessels in service to which the transitional provisions of this subsection are applied shall meet:

- the requirements of paragraphs and subparagraphs mentioned in the table below and in the table of general transitional provisions (see 1.6.7.2.1.1 and 1.6.7.2.2.1) within the period established therein;
- the requirements of paragraphs and subparagraphs not mentioned in the table below or in the table of general transitional provisions at the date of application of these Regulations.

The construction and equipment of vessels in service shall be maintained at least at the previous standard of safety.

Table of supplementary transitional provisions		
Paragraph	Subject	Time limit and comments
9.1.0.11.1 (b)	Holds, common bulkheads with oil fuel tanks	N.R.M.  The following requirements apply on board vessels in service: Holds may share a common bulkhead with the oil fuel tanks, provided that the cargo or its packaging does not react chemically with the fuel.



Copyright © United Nations, 2019. All rights reserved

Table of supplementary transitional provisions		
Paragraph	Subject	Time limit and comments
9.1.0.92	Emergency exit	N.R.M. The following requirements apply on board vessels in service: Spaces the entrances or exits of which are partly or fully immersed in damaged condition shall be provided with an emergency exit not less than 0.075 m above the damage waterline.
9.1.0.95.1 (c)	Height of openings above damage waterline	N.R.M. The following requirements apply on board vessels in service: The lower edge of any non-watertight openings (e.g. doors, windows, access hatchways) shall, at the final stage of flooding, be not less than 0.075 m above the damage waterline.
9.1.0.95.2 9.3.2.15.2	Extent of the stability diagram (damaged condition)	N.R.M. The following requirements apply on board vessels in service: At the final stage of flooding the angle of heel shall not exceed: 20° before measures to right the vessel; 12° following measures to right the vessel.
9.3.3.8.1	Classification	N.R.M. for Type N open vessels with flame arresters and Type N open vessels. Renewal of the certificate of approval after 31 December 2044.
9.3.1.11.1 (a) 9.3.2.11.1 (a) 9.3.3.11.1 (a)	Maximum capacity of cargo tanks	N.R.M. The following requirements apply on board vessels in service: The maximum permissible capacity of a cargo tank shall be 760 m <sup>3</sup> .
9.3.2.11.1 (d)	Length of cargo tanks	N.R.M. The following requirements apply on board vessels in service: The length of a cargo tank may exceed 10 m and 0.2 L.
9.3.1.12.3 9.3.2.12.3 9.3.3.12.3	Position of air inlets	N.R.M. The following requirements apply on board vessels in service: The air inlets to be positioned at least 5.00 m from the safety-valve outlets

Copyright © United Nations, 2019. All rights reserved

Table of supplementary transitional provisions		
Paragraph	Subject	Time limit and comments
9.3.2.15.1 (c)	Height of openings above damage waterline	N.R.M. The following requirements apply on board vessels in service: The lower edge of any non-watertight openings (e.g. doors, windows, access hatchways) shall, at the final stage of flooding, be not less than 0.075 m above the damage waterline.
9.3.2.20.2 9.3.3.20.2	Filling of cofferdams with water	N.R.M. The following requirements apply on board vessels in service: Cofferdams shall be fitted with a system for filling with water or inert gas.
9.3.1.92 9.3.2.92	Emergency exit	N.R.M. The following requirements apply on board vessels in service: Spaces the entrances or exits of which are partly or fully immersed in damaged condition shall be provided with an emergency exit not less than 0.075 m above the damage waterline.

**1.6.7.4** *Transitional provisions concerning the transport of substances hazardous to the environment or to health*

**1.6.7.4.1** *Transitional provisions: vessels*

Supply vessels and oil separator vessels in service on 1 January 2009 with a dead weight on 1 January 2007 of less than 300 tonnes may continue to transport the substances they were authorized to carry on 31 December 2008 until 31 December 2038.

**1.6.7.4.2** *(Deleted)*

**1.6.7.5** *Transitional provisions concerning the modification of tank vessels*

**1.6.7.5.1** The modification of the cargo area of a vessel in order to achieve a Type N double-hull vessel is admissible until 31 December 2018 under the following conditions:

- (a) The modified or new cargo area shall comply with the provisions of ADN. Transitional provisions under 1.6.7.2.2 may not be applied for the cargo area;
- (b) The vessel parts outside of the cargo area shall comply with the provisions of ADN. Moreover, the following transitional provisions under 1.6.7.2.2 may be applied: 1.2.1, 9.3.3.0.3 (d), 9.3.3.51.3 and 9.3.3.52.4 last sentence;
- (c) If goods which require explosion protection are entered in the list according to 1.16.1.2.5, accommodation and wheelhouses shall be equipped with a fire alarm system according to 9.3.3.40.2.3;
- (d) The application of this sub-section shall be entered in the certificate of approval under No. 12 (Additional observations).

Copyright © United Nations, 2019. All rights reserved

1.6.7.5.2 Modified vessels may continue to be operated beyond 31 December 2018. The time limits stipulated in the applied transitional provisions under 1.6.7.2.2 shall be observed.

**1.6.7.6 *Transitional provisions concerning the transport of gases in tank vessels***

Tank vessels in service on 1 January 2011 with a pump room below deck may continue to transport the substances listed in the following table until the renewal of the certificate of approval after 1 January 2045.

UN No. or ID No.	Class and classification code	Name and description
1005	2, 2TC	AMMONIA, ANHYDROUS
1010	2, 2F	1,2-BUTADIENE, STABILIZED
1010	2, 2F	1,3-BUTADIENE, STABILIZED
1010	2, 2F	BUTADIENE STABILIZED or BUTADIENES AND HYDROCARBON MIXTURE, STABILIZED, having a vapour pressure at 70 °C not exceeding 1.1 MPa (11 bar) and a density at 50 °C not lower than 0.525 kg/l
1011	2, 2F	BUTANE
1012	2, 2F	1-BUTYLENE
1020	2,2A	CHLOROPENTAFLUOROETHANE (REFRIGERANT GAS R 115)
1030	2,2F	1,1-DIFLUOROETHANE (REFRIGERANT GAS R 152a)
1033	2,2F	DIMETHYL ETHER
1040	2,2TF	ETHYLENE OXIDE WITH NITROGEN up to a total pressure of 1 MPa (10 bar) at 50 °C
1055	2,2F	ISOBUTYLENE
1063	2,2F	METHYL CHLORIDE (REFRIGERANT GAS R 40)
1077	2,2F	PROPYLENE
1083	2,2F	TRIMETHYLAMINE, ANHYDROUS
1086	2,2F	VINYL CHLORIDE, STABILIZED
1912	2,2F	METHYL CHLORIDE AND METHYLENE CHLORIDE MIXTURE
1965	2,2F	HYDROCARBON GAS MIXTURE, LIQUEFIED, N.O.S., (MIXTURE A)
1965	2,2F	HYDROCARBON GAS MIXTURE, LIQUEFIED, N.O.S., (MIXTURE A0)
1965	2,2F	HYDROCARBON GAS MIXTURE, LIQUEFIED, N.O.S., (MIXTURE A01)
1965	2,2F	HYDROCARBON GAS MIXTURE, LIQUEFIED, N.O.S., (MIXTURE A02)
1965	2,2F	HYDROCARBON GAS MIXTURE, LIQUEFIED, N.O.S., (MIXTURE A1)
1965	2,2F	HYDROCARBON GAS MIXTURE, LIQUEFIED, N.O.S., (MIXTURE B)
1965	2,2F	HYDROCARBON GAS MIXTURE, LIQUEFIED, N.O.S., (MIXTURE B1)
1965	2,2F	HYDROCARBON GAS MIXTURE, LIQUEFIED, N.O.S., (MIXTURE B2)
1965	2,2F	HYDROCARBON GAS MIXTURE, LIQUEFIED, N.O.S., (MIXTURE C)
1969	2,2F	ISOBUTANE
1978	2,2F	PROPANE
9000		AMMONIA, ANHYDROUS, DEEPLY REFRIGERATED

Copyright © United Nations, 2019. All rights reserved

**1.6.8 Transitional provisions concerning training of the crew**

- 1.6.8.1 The responsible master and the person responsible for the loading or unloading of a barge shall be in possession of a certificate of special knowledge with the entry "The holder of this certificate has participated in an 8-lesson stability training" before 31 December 2019.

The condition for this entry is participation in a basic course required by the Regulations in force after 1 January 2013 or participation in a basic refresher course that, in derogation from 8.2.2.5, comprises 24 lessons of 45 minutes, including eight lessons devoted to the subject of stability.

Until 31 December 2018, the expert on the carriage of gases (as referred to in 8.2.1.5) does not have to be the responsible master (as referred to in 7.2.3.15) but can be any member of the crew when the type G tank vessel is only carrying UN No. 1972. In this case, the responsible master shall have attended the specialization course on gases and shall also have followed an additional training on the carriage of liquefied natural gas (LNG) in accordance with 1.3.2.2.

- 1.6.8.2 Instead of issuing certificates of special knowledge of ADN in accordance with 8.2.2.8.2 and 8.6.2, Contracting Parties may, until 31 December 2021, issue certificates according to the model applicable until 31 December 2018. Such certificates shall be valid until the expiry of their validity of five years.

**1.6.9 Transitional provisions concerning recognition of classification societies**

- 1.6.9.1 The provisions of 1.15.3.8 concerning the maintenance of an effective system of internal quality by the recommended classification societies still applicable on 31 December 2015 may continue to be applied until 14 September 2018.

Copyright © United Nations, 2019. All rights reserved

## CHAPTER 1.7

### GENERAL PROVISIONS CONCERNING RADIOACTIVE MATERIAL

#### 1.7.1 Scope and application

**NOTE 1:** *In the event of accidents or incidents during the carriage of radioactive material, emergency provisions, as established by relevant national and/or international organizations, shall be observed to protect persons, property and the environment. Appropriate guidelines for such provisions are contained in “Planning and Preparing for Emergency Response to Transport Accidents Involving Radioactive Material”, IAEA Safety Standard Series No. TS-G-1.2 (ST-3), IAEA, Vienna (2002).*

**NOTE 2:** *Emergency procedures shall take into account the formation of other dangerous substances that may result from the reaction between the contents of a consignment and the environment in the event of an accident.*

1.7.1.1 ADN establishes standards of safety which provide an acceptable level of control of the radiation, criticality and thermal hazards to persons, property and the environment that are associated with the carriage of radioactive material. These standards are based on the IAEA Regulations for the Safe Transport of Radioactive Material, 2012 Edition, IAEA Safety Standards Series No. SSR-6, IAEA, Vienna (2012). Explanatory material can be found in “Advisory material for the IAEA Regulations for the Safe Transport of Radioactive Material (2012 Edition), IAEA Safety Standards Series No. SSG-26, IAEA, Vienna (2014).

1.7.1.2 The objective of ADN is to establish requirements that shall be satisfied to ensure safety and to protect persons, property and the environment from the effects of radiation in the carriage of radioactive material. This protection is achieved by requiring:

- (a) Containment of the radioactive contents;
- (b) Control of external radiation levels;
- (c) Prevention of criticality; and
- (d) Prevention of damage caused by heat.

These requirements are satisfied firstly by applying a graded approach to contents limits for packages and vehicles and to performance standards applied to package designs depending upon the hazard of the radioactive contents. Secondly, they are satisfied by imposing conditions on the design and operation of packages and on the maintenance of packagings, including a consideration of the nature of the radioactive contents. Finally, they are satisfied by requiring administrative controls including, where appropriate, approval by competent authorities.

Copyright © United Nations, 2019. All rights reserved

1.7.1.3 ADN applies to the carriage of radioactive material by inland waterways including carriage which is incidental to the use of the radioactive material. Carriage comprises all operations and conditions associated with and involved in the movement of radioactive material; these include the design, manufacture, maintenance and repair of packaging, and the preparation, consigning, loading, carriage including in-transit storage, unloading and receipt at the final destination of loads of radioactive material and packages. A graded approach is applied to the performance standards in ADN that are characterized by three general severity levels:

- (a) Routine conditions of carriage (incident free);
- (b) Normal conditions of carriage (minor mishaps);
- (c) Accident conditions of carriage.

1.7.1.4 The provisions laid down in ADN do not apply to any of the following:

- (a) Radioactive material that is an integral part of the means of transport;
- (b) Radioactive material moved within an establishment which is subject to appropriate safety regulations in force in the establishment and where the movement does not involve public roads or railways;
- (c) Radioactive material implanted or incorporated into a person or live animal for diagnosis or treatment;
- (d) Radioactive material in or on a person who is to be transported for medical treatment because the person has been subject to accidental or deliberate intake of radioactive material or to contamination;
- (e) Radioactive material in consumer products which have received regulatory approval, following their sale to the end user;
- (f) Natural material and ores containing naturally occurring radionuclides (which may have been processed), provided the activity concentration of the material does not exceed 10 times the values specified in Table 2.2.7.2.2.1, or calculated in accordance with 2.2.7.2.2.2 (a) and 2.2.7.2.2.3 to 2.2.7.2.2.6. For natural materials and ores containing naturally occurring radionuclides that are not in secular equilibrium the calculation of the activity concentration shall be performed in accordance with 2.2.7.2.2.4;
- (g) Non-radioactive solid objects with radioactive substances present on any surfaces in quantities not in excess of the limit set out in the definition for “contamination” in 2.2.7.1.2.

#### 1.7.1.5 *Specific provisions for the carriage of excepted packages*

1.7.1.5.1 Excepted packages which may contain radioactive material in limited quantities, instruments, manufactured articles or empty packagings as specified in 2.2.7.2.4.1 shall be subject only to the following provisions of Parts 5 to 7:

- (a) The applicable provisions specified in 5.1.2.1, 5.1.3.2, 5.1.5.2.2, 5.1.5.2.3, 5.1.5.4, 5.2.1.10, 7.1.4.14.7.3.1, 7.1.4.14.7.5.1 to 7.1.4.14.7.5.4 and 7.1.4.14.7.7; and

Copyright © United Nations, 2019. All rights reserved

(b) The requirements for excepted packages specified in 6.4.4 of ADR;

except when the radioactive material possesses other hazardous properties and has to be classified in a class other than Class 7 in accordance with special provision 290 or 369 of Chapter 3.3, where the provisions listed in (a) and (b) above apply only as relevant and in addition to those relating to the main class.

1.7.1.5.2 Excepted packages are subject to the relevant provisions of all other parts of ADN. If the excepted package contains fissile material, one of the fissile exceptions provided by 2.2.7.2.3.5 shall apply and the requirements of 7.1.4.14.7.4.3 shall be met.

## **1.7.2 Radiation protection programme**

1.7.2.1 The carriage of radioactive material shall be subject to a radiation protection programme which shall consist of systematic arrangements aimed at providing adequate consideration of radiation protection measures.

1.7.2.2 Doses to persons shall be below the relevant dose limits. Protection and safety shall be optimized in order that the magnitude of individual doses, the number of persons exposed and the likelihood of incurring exposure shall be kept as low as reasonably achievable, economic and social factors being taken into account within the restriction that the doses to individuals be subject to dose constraints. A structured and systematic approach shall be adopted and shall include consideration of the interfaces between carriage and other activities.

1.7.2.3 The nature and extent of the measures to be employed in the programme shall be related to the magnitude and likelihood of radiation exposures. The programme shall incorporate the requirements in 1.7.2.2, 1.7.2.4, 1.7.2.5 and 7.5.11 CV33 (1.1) of ADR. Programme documents shall be available, on request, for inspection by the relevant competent authority.

1.7.2.4 For occupational exposures arising from transport activities, where it is assessed that the effective dose either:

(a) is likely to be between 1 mSv and 6 mSv in a year, a dose assessment programme via work place monitoring or individual monitoring shall be conducted; or

(b) is likely to exceed 6 mSv in a year, individual monitoring shall be conducted.

When individual monitoring or work place monitoring is conducted, appropriate records shall be kept.

**NOTE:** For occupational exposures arising from transport activities, where it is assessed that the effective dose is most unlikely to exceed 1mSv in a year, no special work patterns, detailed monitoring, dose assessment programmes or individual record keeping need be required.

1.7.2.5 Workers (see 7.1.4.14.7, NOTE 3) shall be appropriately trained in radiation protection including the precautions to be observed in order to restrict their occupational exposure and the exposure of other persons who might be affected by their actions.

Copyright © United Nations, 2019. All rights reserved

### 1.7.3 Management system

1.7.3.1 A management system based on international, national or other standards acceptable to the competent authority shall be established and implemented for all activities within the scope of ADN, as identified in 1.7.1.3, to ensure compliance with the relevant provisions of ADN. Certification that the design specification has been fully implemented shall be available to the competent authority. The manufacturer, consignor or user shall be prepared:

- (a) To provide facilities for inspection during manufacture and use; and
- (b) To demonstrate compliance with ADN to the competent authority.

Where competent authority approval is required, such approval shall take into account and be contingent upon the adequacy of the management system.

### 1.7.4 Special arrangement

1.7.4.1 Special arrangement shall mean those provisions, approved by the competent authority, under which consignments which do not satisfy all the requirements of ADN applicable to radioactive material may be transported.

*NOTE: Special arrangement is not considered to be a temporary derogation in accordance with 1.5.1.*

1.7.4.2 Consignments for which conformity with any provision applicable to radioactive material is impracticable shall not be transported except under special arrangement. Provided the competent authority is satisfied that conformity with the radioactive material provisions of ADN is impracticable and that the requisite standards of safety established by ADN have been demonstrated through alternative means the competent authority may approve special arrangement transport operations for single or a planned series of multiple consignments. The overall level of safety in carriage shall be at least equivalent to that which would be provided if all the applicable requirements had been met. For international consignments of this type, multilateral approval shall be required.

### 1.7.5 Radioactive material possessing other dangerous properties

In addition to the radioactive and fissile properties, any subsidiary hazard of the contents of the package, such as explosiveness, flammability, pyrophoricity, chemical toxicity and corrosiveness, shall also be taken into account in the documentation, packing, labelling, marking, placarding, stowage, segregation and carriage, in order to be in compliance with all relevant provisions for dangerous goods of ADN.

### 1.7.6 Non-compliance

1.7.6.1 In the event of non-compliance with any limit in ADN applicable to radiation level or contamination,

- (a) The consignor, consignee, carrier and any organization involved during carriage who may be affected, as appropriate, shall be informed of the non-compliance by:
  - (i) by the carrier if the non-compliance is identified during carriage; or
  - (ii) by the consignee if the non-compliance is identified at receipt;
- (b) The carrier, consignor or consignee, as appropriate shall:
  - (i) take immediate steps to mitigate the consequences of the non-compliance;



Copyright © United Nations, 2019. All rights reserved

- (ii) investigate the non-compliance and its causes, circumstances and consequences;
  - (iii) take appropriate action to remedy the causes and circumstances that led to the non-compliance and to prevent a recurrence of similar circumstances that led to the non-compliance; and
  - (iv) communicate to the competent authority(ies) on the causes of the non-compliance and on corrective or preventive actions taken or to be taken;
- (c) The communication of the non-compliance to the consignor and competent authority(ies), respectively, shall be made as soon as practicable and it shall be immediate whenever an emergency exposure situation has developed or is developing.

Copyright © United Nations, 2019. All rights reserved

Copyright © United Nations, 2019. All rights reserved

## CHAPTER 1.8

### CHECKS AND OTHER SUPPORT MEASURES TO ENSURE COMPLIANCE WITH SAFETY REQUIREMENTS

#### 1.8.1 Monitoring compliance with requirements

##### 1.8.1.1 *General*

1.8.1.1.1 In accordance with Article 4, paragraph 3 of ADN, Contracting Parties shall ensure that a representative proportion of consignments of dangerous goods carried by inland waterways is subject to monitoring in accordance with the provisions of this Chapter, and including the requirements of 1.10.1.5.

1.8.1.1.2 Participants in the carriage of dangerous goods (see Chapter 1.4) shall, without delay, in the context of their respective obligations, provide the competent authorities and their agents with the necessary information for carrying out the checks.

##### 1.8.1.2 *Monitoring procedure*

1.8.1.2.1 In order to carry out the checks provided for in Article 4, paragraph 3 of ADN, the Contracting Parties shall use the checklist developed by the Administrative Committee.\* A copy of this checklist shall be given to the master of the vessel. Competent authorities of other Contracting Parties may decide to simplify or refrain from conducting subsequent checks if a copy of the checklist is presented to them. This paragraph shall not prejudice the right of Contracting Parties to carry out specific measures or more detailed checks.

1.8.1.2.2 The checks shall be random and shall as far as possible cover an extensive portion of the inland waterway network.

1.8.1.2.3 When exercising the right to monitor, the authorities shall make all possible efforts to avoid unduly detaining or delaying a vessel.

##### 1.8.1.3 *Infringements of the requirements*

Without prejudice to other penalties which may be imposed, vessels in respect of which one or more infringements of the rules on the transport of dangerous goods by inland waterways are established may be detained at a place designated for this purpose by the authorities carrying out the check and required to be brought into conformity before continuing their journey or may be subject to other appropriate measures, depending on the circumstances or the requirements of safety.

##### 1.8.1.4 *Checks in companies and at places of loading and unloading*

1.8.1.4.1 Checks may be carried out at the premises of undertakings, as a preventive measure or where infringements which jeopardize safety in the transport of dangerous goods have been recorded during the voyage.

1.8.1.4.2 The purpose of such checks shall be to ensure that safety conditions for the transport of dangerous goods by inland waterways comply with the relevant laws.

---

\* Note by the secretariat: The model of the checklist can be found on the United Nations Economic Commission for Europe website (<http://www.unece.org/trans/danger/danger.html>).

Copyright © United Nations, 2019. All rights reserved

1.8.1.4.3 *Sampling*

Where appropriate and provided that this does not constitute a safety hazard, samples of the goods transported may be taken for examination by laboratories recognized by the competent authority.

1.8.1.4.4 *Cooperation of the competent authorities*

1.8.1.4.4.1 Contracting Parties shall assist one another in order to give proper effect to these requirements.

1.8.1.4.4.2 Serious or repeated infringements jeopardizing the safety of the transport of dangerous goods committed by a foreign vessel or undertaking shall be reported to the competent authority in the Contracting Party where the certificate of approval of the vessel was issued or where the undertaking is established.

1.8.1.4.4.3 The competent authority of the Contracting Party where serious or repeated infringements have been recorded may ask the competent authority of the Contracting Party where the certificate of approval of the vessel was issued or where the undertaking is established for appropriate measures to be taken with regard to the offender or offenders.

1.8.1.4.4.4 The latter competent authority shall notify the competent authorities of the Contracting Party where the infringements were recorded of any measures taken with regard to the offender or offenders.

**1.8.2 Administrative assistance during the checking of a foreign vessel**

If the findings of a check on a foreign vessel give grounds for believing that serious or repeated infringements have been committed which cannot be detected in the course of that check in the absence of the necessary data, the competent authorities of the Contracting Parties concerned shall assist one another in order to clarify the situation.

**1.8.3 Safety adviser**

1.8.3.1 Each undertaking, the activities of which include the consigning or the carriage of dangerous goods by inland waterways, or the related packing, loading, filling or unloading shall appoint one or more safety advisers, hereinafter referred to as “advisers”, for the carriage of dangerous goods, responsible for helping to prevent the risks inherent in such activities with regard to persons, property and the environment.

**NOTE:** *This obligation does not apply to reception facility operators.*

1.8.3.2 The competent authorities of the Contracting Parties may provide that these requirements shall not apply to undertakings:

(a) the activities of which concern:

- (i) The carriage of dangerous goods fully or partially exempted according to the provisions of 1.7.1.4 or of chapters 3.3, 3.4 or 3.5;
- (ii) Quantities per transport unit, wagon or container not exceeding those referred to in 1.1.3.6 of ADR or RID;
- (iii) When (ii) above is not relevant, quantities per vessel not exceeding those referred to in 1.1.3.6 of these Regulations.

Copyright © United Nations, 2019. All rights reserved

- (b) the main or secondary activities of which are not the carriage or the related packing, filling, loading or unloading of dangerous goods but which occasionally engage in the national carriage or the related packing, filling, loading or unloading of dangerous goods posing little danger or risk of pollution.

1.8.3.3 The main task of the adviser shall be, under the responsibility of the head of the undertaking, to seek by all appropriate means and by all appropriate action, within the limits of the relevant activities of that undertaking, to facilitate the conduct of those activities in accordance with the requirements applicable and in the safest possible way.

With regard to the undertaking's activities, the adviser has the following duties in particular:

- monitoring compliance with the requirements governing the carriage of dangerous goods;
- advising his undertaking on the carriage of dangerous goods;
- preparing an annual report to the management of his undertaking or a local public authority, as appropriate, on the undertaking's activities in the carriage of dangerous goods. Such annual reports shall be preserved for five years and made available to the national authorities at their request.

The adviser's duties also include monitoring the following practices and procedures relating to the relevant activities of the undertaking:

- the procedures for compliance with the requirements governing the identification of dangerous goods being transported;
- the undertaking's practice in taking account, when purchasing means of transport, of any special requirements in connection with the dangerous goods being transported;
- the procedures for checking the equipment used in connection with the carriage, packing, filling, loading or unloading of dangerous goods;
- the proper training of the undertaking's employees, including on the changes to the Regulations, and the maintenance of records of such training;
- the implementation of proper emergency procedures in the event of any accident or incident that may affect safety during the carriage, packing, filling, loading or unloading of dangerous goods;
- investigating and, where appropriate, preparing reports on serious accidents, incidents or serious infringements recorded during the consigning, carriage, packing, filling, loading or unloading of dangerous goods;
- the implementation of appropriate measures to avoid the recurrence of accidents, incidents or serious infringements;
- the account taken of the legal prescriptions and special requirements associated with the carriage of dangerous goods in the choice and use of sub-contractors or third parties;
- verification that employees involved in the carriage, packing, filling, loading or unloading of dangerous goods have detailed operational procedures and instructions,
- the introduction of measures to increase awareness of the risks inherent in the carriage, packing, filling, loading and unloading of dangerous goods;

Copyright © United Nations, 2019. All rights reserved

- the implementation of verification procedures to ensure the presence on board means of transport of the documents and safety equipment which must accompany transport and the compliance of such documents and equipment with the regulations;
- the implementation of verification procedures to ensure compliance with the requirements governing packing, filling, loading and unloading;
- the existence of the security plan indicated in 1.10.3.2.

1.8.3.4 The safety adviser may also be the head of the undertaking, a person with other duties in the undertaking, or a person not directly employed by that undertaking, provided that that person is capable of performing the duties of adviser.

1.8.3.5 Each undertaking concerned shall, on request, inform the competent authority or the body designated for that purpose by each Contracting Party of the identity of its adviser.

1.8.3.6 Whenever an accident affects persons, property or the environment or results in damage to property or the environment during carriage, packing, filling, loading or unloading carried out by the undertaking concerned, the safety adviser shall, after collecting all the relevant information, prepare an accident report to the management of the undertaking or to a local public authority, as appropriate. That report shall not replace any report by the management of the undertaking which might be required under any other international or national legislation.

1.8.3.7 A safety adviser shall hold a vocational training certificate, valid for transport by inland waterways. That certificate shall be issued by the competent authority or the body designated for that purpose by each Contracting Party.

1.8.3.8 To obtain a certificate, a candidate shall undergo training and pass an examination approved by the competent authority of the Contracting Party.

1.8.3.9 The main aims of the training shall be to provide candidates with sufficient knowledge of the risks inherent in the carriage packing, filling, loading or unloading of dangerous goods, of the applicable laws, regulations and administrative provisions and of the duties listed in 1.8.3.3.

1.8.3.10 The examination shall be organized by the competent authority or by an examining body designated by the competent authority. The examining body shall not be a training provider.

The examining body shall be designated in writing. This approval may be of limited duration and shall be based on the following criteria:

- competence of the examining body;
- specifications of the form of the examinations the examining body is proposing, including, if necessary, the infrastructure and organisation of electronic examinations in accordance with 1.8.3.12.5, if these are to be carried out;
- measures intended to ensure that examinations are impartial;
- independence of the body from all natural or legal persons employing safety advisers.

1.8.3.11 The aim of the examination is to ascertain whether candidates possess the necessary level of knowledge to carry out the duties incumbent upon a safety adviser as listed in 1.8.3.3, for the purpose of obtaining the certificate prescribed in subsection 1.8.3.7, and it shall cover at least the following subjects:

Copyright © United Nations, 2019. All rights reserved

- (a) Knowledge of the types of consequences which may be caused by an accident involving dangerous goods and knowledge of the main causes of accidents;
- (b) Requirements under national law, international conventions and agreements, with regard to the following in particular:
  - classification of dangerous goods (procedure for classifying solutions and mixtures, structure of the list of substances, classes of dangerous goods and principles for their classification, nature of dangerous goods transported, physical, chemical and toxicological properties of dangerous goods);
  - general packing provisions, provisions for tanks and tank-containers (types, code, marking, construction, initial and periodic inspection and testing);
  - marking and labelling, placarding and orange-coloured plate marking (marking and labelling of packages, placing and removal of placards and orange-coloured plates);
  - particulars in transport documents (information required);
  - method of consignment and restrictions on dispatch (full load, carriage in bulk, carriage in intermediate bulk containers, carriage in containers, carriage in fixed or demountable tanks);
  - transport of passengers;
  - prohibitions and precautions relating to mixed loading;
  - segregation of goods;
  - limitation of the quantities carried and quantities exempted;
  - handling and stowage (packing, filling, loading and unloading - filling ratios - stowage and segregation);
  - cleaning and/or degassing before packing, filling, loading and after unloading;
  - crews, vocational training;
  - vehicle documents (transport documents, instructions in writing, vessel approval certificate, ADN dangerous goods training certificate, copies of any derogations, other documents);
  - instructions in writing (implementation of the instructions and crew protection equipment);
  - supervision requirements (berthing);
  - traffic regulations and restrictions;
  - operational discharges or accidental leaks of pollutants;
  - requirements relating to equipment for transport (vessel).

Copyright © United Nations, 2019. All rights reserved

### **1.8.3.12**      *Examinations*

- 1.8.3.12.1      The examination shall consist of a written test which may be supplemented by an oral examination.
- 1.8.3.12.2      The competent authority or an examining body designated by the competent authority shall invigilate every examination. Any manipulation and deception shall be ruled out as far as possible. Authentication of the candidate shall be ensured. The use in the written test of documentation other than international or national regulations is not permitted. All examination documents shall be recorded and kept as a print-out or electronically as a file.
- 1.8.3.12.3      Electronic media may be used only if provided by the examining body. There shall be no means of a candidate introducing further data to the electronic media provided; the candidate may only answer to the questions posed.
- 1.8.3.12.4      The written test shall consist of two parts:
- (a)      Candidates shall receive a questionnaire. It shall include at least 20 open questions covering at least the subjects mentioned in the list in 1.8.3.11. However, multiple choice questions may be used. In this case, two multiple choice questions count as one open question. Amongst these subjects particular attention shall be paid to the following subjects:
    - general preventive and safety measures;
    - classification of dangerous goods;
    - general packing provisions, including tanks, tank-containers, tank-vehicles, etc.;
    - danger marking, labelling and placarding;
    - information in the transport document;
    - handling and stowage;
    - crew, vocational training;
    - vehicle documents and transport certificates;
    - instructions in writing;
    - requirements concerning equipment for transport by vessel;
  - (b)      Candidates shall undertake a case study in keeping with the duties of the adviser referred to in 1.8.3.3, in order to demonstrate that they have the necessary qualifications to fulfil the task of adviser.
- 1.8.3.12.5      Written examinations may be performed, in whole or in part, as electronic examinations, where the answers are recorded and evaluated using electronic data processing (EDP) processes, provided the following conditions are met:
- (a)      The hardware and software shall be checked and accepted by the competent authority or by an examining body designated by the competent authority;
  - (b)      Proper technical functioning shall be ensured. Arrangements as to whether and how the examination can be continued shall be made for a failure of the devices and applications. No aids shall be available on the input devices (e.g. electronic search



Copyright © United Nations, 2019. All rights reserved

function), the equipment provided according to 1.8.3.12.3 shall not allow the candidates to communicate with any other device during the examination;

- (c) Final inputs of each candidate shall be logged. The determination of the results shall be transparent.

1.8.3.13 The Contracting Parties may decide that candidates who intend working for undertakings specializing in the carriage of certain types of dangerous goods need only be questioned on the substances relating to their activities. These types of goods are:

- Class 1;
- Class 2;
- Class 7;
- Classes 3, 4.1, 4.2, 4.3, 5.1, 5.2, 6.1, 6.2, 8 and 9;
- UN Nos. 1202, 1203, 1223, 3475, and aviation fuel classified under UN Nos. 1268 or 1863.

The certificate prescribed in 1.8.3.7 shall clearly indicate that it is only valid for one type of the dangerous goods referred to in this subsection and on which the adviser has been questioned under the conditions defined in 1.8.3.12.

1.8.3.14 The competent authority or the examining body shall keep a running list of the questions that have been included in the examination.

1.8.3.15 The certificate prescribed in 1.8.3.7 shall take the form laid down in 1.8.3.18 and shall be recognized by all Contracting Parties.

#### **1.8.3.16 *Validity and renewal of certificates***

1.8.3.16.1 The certificate shall be valid for five years. The period of validity of a certificate shall be extended from the date of its expiry for five years at a time where, during the year before its expiry, its holder has passed an examination. The examination shall be approved by the competent authority.

1.8.3.16.2 The aim of the examination is to ascertain that the holder has the necessary knowledge to carry out the duties set out in 1.8.3.3. The knowledge required is set out in 1.8.3.11 (b) and shall include the amendments to the Regulations introduced since the award of the last certificate. The examination shall be held and supervised on the same basis as in 1.8.3.10 and 1.8.3.12 to 1.8.3.14. However, holders need not undertake the case study specified in 1.8.3.12.4 (b).

1.8.3.17 The requirements set out in 1.8.3.1 to 1.8.3.16 shall be considered to have been fulfilled if the relevant conditions of Council Directive 96/35/EC of 3 June 1996 on the appointment and vocational qualification of safety advisers for the transport of dangerous goods by road, rail and inland waterway<sup>1</sup> and of Directive 2000/18/EC of the European Parliament and of the Council of 17 April 2000 on minimum examination requirements for safety advisers for the transport of dangerous goods by road, rail or inland waterway<sup>2</sup> are applied.

<sup>1</sup> Official Journal of the European Communities, No. L145 of 19 June 1996, page 10.

<sup>2</sup> Official Journal of the European Communities, No. L118 of 19 May 2000, page 41.

Copyright © United Nations, 2019. All rights reserved

**1.8.3.18      *Form of certificate*****Certificate of training as safety adviser for the transport of dangerous goods**

Certificate No: .....

Distinguishing sign of the State issuing the certificate: .....

Surname: .....

Forename(s): .....

Date and place of birth: .....

Nationality: .....

Signature of holder: .....

Valid until ..... for undertakings which transport dangerous goods and for undertakings which carry out related consigning, packing, filling, loading or unloading:

☐ by road☐ by rail☐ by inland waterway

Issued by: .....

Date: .....

Signature: .....

Copyright © United Nations, 2019. All rights reserved

#### **1.8.3.19**      *Extension of the certificate*

Where an adviser extends the scope of his certificate during its period of validity by meeting the requirements of 1.8.3.16.2, the period of validity of a new certificate shall remain that of the previous certificate.

#### **1.8.4**            **List of competent authorities and bodies designated by them**

The Contracting Parties shall communicate to the secretariat of the United Nations Economic Commission for Europe the addresses of the authorities and bodies designated by them which are competent in accordance with national law to implement ADN, referring in each case to the relevant requirement of ADN and giving the addresses to which the relevant applications should be made.

The secretariat of the United Nations Economic Commission for Europe shall establish a list on the basis of the information received and shall keep it up-to-date. It shall communicate this list and the amendments thereto to the Contracting Parties.

#### **1.8.5**            **Notifications of occurrences involving dangerous goods**

1.8.5.1        If a serious accident or incident takes place during loading, filling, carriage or unloading of dangerous goods, or during degassing of tank vessels on the territory of a Contracting Party, the loader, filler, carrier, consignee or reception facility operator, respectively, shall ascertain that a report conforming to the model prescribed in 1.8.5.4 is made to the competent authority of the Contracting Party concerned at the latest one month after the occurrence.

1.8.5.2        The Contracting Party shall in turn, if necessary, make a report to the secretariat of the United Nations Economic Commission for Europe with a view to informing the other Contracting Parties.

1.8.5.3        *An occurrence subject to report* in accordance with 1.8.5.1 has occurred if dangerous goods were released or if there was an imminent risk of loss of product, if personal injury, material or environmental damage occurred, or if the authorities were involved and one or more of the following criteria has/have been met:

*Personal injury* means an occurrence in which death or injury directly relating to the dangerous goods carried has occurred, and where the injury

- (a) requires intensive medical treatment,
- (b) requires a stay in hospital of at least one day, or
- (c) results in the inability to work for at least three consecutive days.

*Loss of product* means the release of dangerous goods of:

- (a) Classes 1 or 2 or packing group I or other substances not assigned to a packing group in quantities of 50 kg or 50 litres or more;
- (b) Packing group II in quantities of 333 kg or 333 litres or more; or
- (c) Packing group III in quantities of 1,000 kg or 1,000 litres or more.

The loss of product criterion also applies if there was an imminent risk of loss of product in the above-mentioned quantities. As a rule, this has to be assumed if, owing to structural damage, the means of containment is no longer suitable for further carriage or if, for any other reason, a sufficient level of safety is no longer ensured (e.g. owing to distortion of tanks or containers, overturning of a tank or fire in the immediate vicinity).

Copyright © United Nations, 2019. All rights reserved

If dangerous goods of Class 6.2 are involved, the obligation to report applies without quantity limitation.

In occurrences involving radioactive material, the criteria for loss of product are:

- (a) Any release of radioactive material from the packages;
- (b) Exposure leading to a breach of the limits set out in the regulations for protection of workers and members of the public against ionizing radiation (Schedule II of IAEA Safety Series No. 115 – "International Basic Safety Standards for Protection Against Ionizing Radiation and for Safety of Radiation Sources"); or
- (c) Where there is reason to believe that there has been a significant degradation in any package safety function (containment, shielding, thermal protection or criticality) that may have rendered the package unsuitable for continued carriage without additional safety measures.

**NOTE:** See the provisions of 7.1.4.14.7.7 for undeliverable consignments.

*Material damage* or *environmental damage* means the release of dangerous goods, irrespective of the quantity, where the estimated amount of damage exceeds 50,000 Euros. Damage to any directly involved means of carriage containing dangerous goods and to the modal infrastructure shall not be taken into account for this purpose.

*Involvement of authorities* means the direct involvement of the authorities or emergency services during the occurrence involving dangerous goods and the evacuation of persons or closure of public traffic routes (roads/railways/inland waterways) for at least three hours owing to the danger posed by the dangerous goods.

If necessary, the competent authority may request further relevant information.

Copyright © United Nations, 2019. All rights reserved

**1.8.5.4**      *Model report on occurrences during the carriage of dangerous goods*

**Report on occurrences during the carriage of dangerous goods in accordance with ADN, section 1.8.5**

Report No.:

Carrier/Filler/Consignee/Loader: .....

Official number of vessel: .....

Dry cargo vessel (single-hull, double-hull): .....

Tank vessel (type): .....

Address:

Contact name: ..... Telephone: .....

Fax/e-mail: .....

*(The competent authority shall remove this cover sheet before forwarding the report)*

Copyright © United Nations, 2019. All rights reserved

<b>1. Mode</b>						
Inland waterway .....				Official number of vessel/name of vessel (optional) .....		
<b>2. Date and location of occurrence</b>						
Year: ..... Month: ..... Day: ..... Time: .....						
<input type="checkbox"/> Port <input type="checkbox"/> Loading/unloading/transshipment facility Location/Country: ..... or <input type="checkbox"/> Free sector Name of sector: ..... Kilometre point: ..... or <input type="checkbox"/> Structure such as bridge or guide wall				Comments concerning description of location: ..... ..... .....		
<b>3. Conditions of inland waterway</b>						
Water level (reference gauge): ..... Estimated speed through water: .....						
<input type="checkbox"/> High water <input type="checkbox"/> Low water						
<b>4. Particular weather conditions</b>						
<input type="checkbox"/> Rain <input type="checkbox"/> Snow <input type="checkbox"/> Fog <input type="checkbox"/> Thunderstorm <input type="checkbox"/> Storm Temperature: ..... °C						
<b>5. Description of occurrence</b>						
<input type="checkbox"/> Collision with bank, structure or berthing installation <input type="checkbox"/> Collision with another cargo vessel (collision/impact) <input type="checkbox"/> Collision with a passenger vessel (collision/impact) <input type="checkbox"/> Contact with the waterway bed, whether or not vessel has run aground <input type="checkbox"/> Fire <input type="checkbox"/> Explosion <input type="checkbox"/> Leak/Location and extent of damage (with additional description) <input type="checkbox"/> Shipwreck <input type="checkbox"/> Capsizing <input type="checkbox"/> Technical fault (optional) <input type="checkbox"/> Human error (optional) Additional description of occurrence: ..... ..... .....						
<b>6. Dangerous goods involved</b>						
UN Number <sup>(1)</sup> or Identification number	Class	Packing group if known	Estimated quantity of loss of products (kg or l) <sup>(2)</sup>	Means of containment in accordance with ADN, 1.2.1 <sup>(3)</sup>	Means of containment material	Type of failure of means of containment <sup>(4)</sup>
<sup>(1)</sup> For dangerous goods assigned to collective entries to which special provision 274 applies, also the technical name shall be indicated.				<sup>(2)</sup> For class 7, indicate values according to the criteria in 1.8.5.3.		
<sup>(3)</sup> Indicate the appropriate number: 1 Packaging 2 IBC 3 Large packaging 4 Small container 5 Wagon 6 Vehicle 7 Tank-wagon 8 Tank-vehicle 9 Battery-wagon 10 Battery-vehicle 11 Wagon with demountable tanks 12 Demountable tank 13 Large container				<sup>(4)</sup> Indicate the appropriate number: 1 Loss 2 Fire 3 Explosion 4 Structural failure		

Copyright © United Nations, 2019. All rights reserved

14 Tank container 15 MEGC 16 Portable tank 17 Dry cargo vessel (single-hull, double-hull) 18 Tank vessel (type)							
<b>7. Cause of occurrence (if clearly known) (optional)</b>							
<input type="checkbox"/> Technical fault <input type="checkbox"/> Faulty load securing <input type="checkbox"/> Operational cause <input type="checkbox"/> Other: ..... ..... ..... .....							
<b>8. Consequences of occurrence</b>							
<u>Personal injury in connection with the dangerous goods involved:</u> <input type="checkbox"/> Deaths (number: .....) <input type="checkbox"/> Injured (number: .....) <u>Loss of product:</u> <input type="checkbox"/> Yes <input type="checkbox"/> No <input type="checkbox"/> Imminent risk of loss of product <u>Material/Environment damage:</u> <input type="checkbox"/> Estimated level of damage      ≤      50 000 Euros <input type="checkbox"/> Estimated level of damage      >      50 000 Euros <u>Involvement of authorities:</u> <table border="0"> <tr> <td><input type="checkbox"/> Yes</td> <td><input type="checkbox"/> Evacuation of persons for a duration of at least three hours caused by the dangerous goods involved</td> </tr> <tr> <td></td> <td><input type="checkbox"/> Closure of public traffic routes for a duration of at least three hours caused by the dangerous goods involved</td> </tr> <tr> <td><input type="checkbox"/> No</td> <td></td> </tr> </table>		<input type="checkbox"/> Yes	<input type="checkbox"/> Evacuation of persons for a duration of at least three hours caused by the dangerous goods involved		<input type="checkbox"/> Closure of public traffic routes for a duration of at least three hours caused by the dangerous goods involved	<input type="checkbox"/> No	
<input type="checkbox"/> Yes	<input type="checkbox"/> Evacuation of persons for a duration of at least three hours caused by the dangerous goods involved						
	<input type="checkbox"/> Closure of public traffic routes for a duration of at least three hours caused by the dangerous goods involved						
<input type="checkbox"/> No							

**If necessary, the competent authority may request further relevant information.**

Copyright © United Nations, 2019. All rights reserved



Copyright © United Nations, 2019. All rights reserved

## CHAPTER 1.9

### TRANSPORT RESTRICTIONS BY THE COMPETENT AUTHORITIES

- 1.9.1 In accordance with Article 6, paragraph 1 of ADN, the entry of dangerous goods into the territory of Contracting Parties may be subject to regulations or prohibitions imposed for reasons other than safety during carriage. Such regulations or prohibitions shall be published in an appropriate form.
- 1.9.2 Subject to the provisions of 1.9.3, a Contracting Party may apply to vessels engaged in the international carriage of dangerous goods by inland waterways on its territory certain additional provisions not included in ADN, provided that those provisions do not conflict with Article 4, paragraph 2 of ADN, and are contained in its domestic legislation applying equally to vessels engaged in the domestic carriage of dangerous goods by inland waterways on the territory of that Contracting Party.
- 1.9.3 Additional provisions falling within the scope of 1.9.2 are as follows:
- (a) Additional safety requirements or restrictions concerning vessels using certain structures such as bridges or tunnels, or vessels entering or leaving ports or other transport terminals;
  - (b) Requirements for vessels to follow prescribed routes to avoid commercial or residential areas, environmentally sensitive areas, industrial zones containing hazardous installations or inland waterways presenting severe physical hazards;
  - (c) Emergency requirements regarding routing or parking of vessels carrying dangerous goods resulting from extreme weather conditions, earthquake, accident, industrial action, civil disorder or military hostilities;
  - (d) Restrictions on movement of vessels carrying dangerous goods on certain days of the week or year.
- 1.9.4 The competent authority of the Contracting Party applying on its territory any additional provisions within the scope of 1.9.3 (a) and (d) above shall notify the secretariat of the United Nations Economic Commission for Europe of the additional provisions, which secretariat shall bring them to the attention of the Contracting Parties.

Copyright © United Nations, 2019. All rights reserved

Copyright © United Nations, 2019. All rights reserved

## CHAPTER 1.10

### SECURITY PROVISIONS

**NOTE:** For the purposes of this Chapter, "security" means measures or precautions to be taken to minimise theft or misuse of dangerous goods that may endanger persons, property or the environment.

#### 1.10.1 General provisions

- 1.10.1.1 All persons engaged in the carriage of dangerous goods shall consider the security requirements set out in this Chapter commensurate with their responsibilities.
- 1.10.1.2 Dangerous goods shall only be offered for carriage to carriers that have been appropriately identified.
- 1.10.1.3 Holding areas in trans-shipment zones for dangerous goods shall be secured, well lit and, where possible and appropriate, not accessible to the general public.
- 1.10.1.4 For each crew member of a vessel carrying dangerous goods, means of identification, which includes a photograph, shall be on board during carriage.
- 1.10.1.5 Safety checks in accordance with 1.8.1 shall also concern the implementation of security measures.
- 1.10.1.6 The competent authority shall maintain up-to-date registers of all valid certificates for experts stipulated in 8.2.1 issued by it or by any recognized organization.

#### 1.10.2 Security training

- 1.10.2.1 The training and the refresher training specified in Chapter 1.3 shall also include elements of security awareness. The security refresher training need not be linked to regulatory changes only.
- 1.10.2.2 Security awareness training shall address the nature of security risks, recognising security risks, methods to address and reduce such risks and actions to be taken in the event of a security breach. It shall include awareness of security plans (if appropriate) commensurate with the responsibilities and duties of individuals and their part in implementing security plans.
- 1.10.2.3 Such training shall be provided or verified upon employment in a position involving dangerous goods transport and shall be periodically supplemented with refresher training.
- 1.10.2.4 Records of all security training received shall be kept by the employer and made available to the employee or competent authority, upon request. Records shall be kept by the employer for a period of time established by the competent authority.

#### 1.10.3 Provisions for high consequence dangerous goods

**NOTE:** In addition to the security provisions of ADN, competent authorities may implement further security provisions for reasons other than safety during carriage (see also Article 4, paragraph 1 of the Agreement). In order not to impede international and multimodal carriage by different explosives security marks, it is recommended that such marks be formatted consistent with an internationally harmonized standard (e.g. European Union Commission Directive 2008/43/EC).

Copyright © United Nations, 2019. All rights reserved

**1.10.3.1 Definition of high consequence dangerous goods**

1.10.3.1.1 High consequence dangerous goods are those which have the potential for misuse in a terrorist event and which may, as a result, produce serious consequences such as mass casualties, mass destruction or, particularly for Class 7, mass socio-economic disruption.

1.10.3.1.2 High consequence dangerous goods in classes other than Class 7 are those listed in Table 1.10.3.1.2 below and carried in quantities greater than those indicated therein.

**Table 1.10.3.1.2: List of high consequence dangerous goods**

Class	Division	Substance or article	Quantity		
			Tank or cargo tank (litres) <sup>c</sup>	Bulk <sup>a/</sup> (kg) <sup>d</sup>	Goods in packages (kg)
1	1.1	Explosives	a	a	0
	1.2	Explosives	a	a	0
	1.3	Compatibility group C explosives	a	a	0
	1.5	Explosives	0	a	0
1	1.4	Explosives of UN Nos. 0104, 0237, 0255, 0267, 0289, 0361, 0365, 0366, 0440, 0441, 0455, 0456 and 0500	a	a	0
2		Flammable, non-toxic gases (classification codes including only letters F or FC)	3000	a	b
		Toxic gases (classification codes including letter(s) T, TF, TC, TO, TFC or TOC) excluding aerosols	0	a	0
3		Flammable liquids of packing groups I and II	3000	a	b
		Desensitized explosives	0	a	0
4.1		Desensitized explosives	a	a	0
4.2		Packing group I substances	3000	a	b
4.3		Packing group I substances	3000	a	b
5.1		Oxidizing liquids of packing group I	3000	a	b
		Perchlorates, ammonium nitrate, ammonium nitrate fertilisers and ammonium nitrate emulsions or suspensions or gels	3000	3000	b
6.1		Toxic substances of packing group I	0	a	0
6.2		Infectious substances of Category A (UN Nos. 2814 and 2900, except for animal material)	a	0	0
8		Corrosive substances of packing group I	3000	a	b

<sup>a/</sup> Bulk means bulk in the vessel, or bulk in a vehicle or a container.

<sup>a</sup> Not relevant.

<sup>b</sup> The provisions of 1.10.3 do not apply, whatever the quantity is.

<sup>c</sup> A value indicated in this column is applicable only if carriage in tanks is authorized according to chapter 3.2, table A, column (10) or (12) of ADR or RID or if letter "T" is indicated in chapter 3.2, table A, column (8) of ADN. For substances which are not authorized for carriage in tanks, the instruction in this column is not relevant.

<sup>d</sup> A value indicated in this column is applicable only if carriage in bulk is authorized according to chapter 3.2, table A, column (10) or (17) of ADR or RID, or if letter "B" is indicated in chapter 3.2, table A, column (8) of ADN. For substances which are not authorized for carriage in bulk, the instruction in this column is not relevant.

1.10.3.1.3 For dangerous goods of Class 7, high consequence radioactive material is that with an activity equal to or greater than a transport security threshold of 3 000 A<sub>2</sub> per single package (see also 2.2.7.2.2.1) except for the following radionuclides where the transport security threshold is given in Table 1.10.3.1.3 below.

Copyright © United Nations, 2019. All rights reserved

**Table 1.10.3.1.3: Transport security thresholds for specific radionuclides**

Element	Radionuclide	Transport security threshold (TBq)
Americium	Am-241	0.6
Gold	Au-198	2
Cadmium	Cd-109	200
Caesium	Cs-137	1
Californium	Cf-252	0.2
Curium	Cm-244	0.5
Cobalt	Co-57	7
Cobalt	Co-60	0.3
Iron	Fe-55	8000
Germanium	Ge-68	7
Gadolinium	Gd-153	10
Iridium	Ir-192	0.8
Nickel	Ni-63	600
Palladium	Pd-103	900
Promethium	Pm-147	400
Polonium	Po-210	0.6
Plutonium	Pu-238	0.6
Plutonium	Pu-239	0.6
Radium	Ra-226	0.4
Ruthenium	Ru-106	3
Selenium	Se-75	2
Strontium	Sr-90	10
Thallium	Tl-204	200
Thulium	Tm-170	200
Ytterbium	Yb-169	3

- 1.10.3.1.4 For mixtures of radionuclides, determination of whether or not the transport security threshold has been met or exceeded can be calculated by summing the ratios of activity present for each radionuclide divided by the transport security threshold for that radionuclide. If the sum of the fractions is less than 1, then the radioactivity threshold for the mixture has not been met nor exceeded.

This calculation can be made with the formula:

$$\sum_i \frac{A_i}{T_i} < 1$$

Where:

$A_i$  = activity of radionuclide  $i$  that is present in a package (TBq)

$T_i$  = transport security threshold for radionuclide  $i$  (TBq).

- 1.10.3.1.5 When radioactive material possess subsidiary hazards of other classes, the criteria of Table 1.10.3.1.2 shall also be taken into account (see also 1.7.5).

Copyright © United Nations, 2019. All rights reserved

### 1.10.3.2 *Security plans*

1.10.3.2.1 Carriers, consignors and other participants specified in 1.4.2 and 1.4.3 engaged in the carriage of high consequence dangerous goods (see Table 1.10.3.1.2) or high consequence radioactive material (see 1.10.3.1.3) shall adopt, implement and comply with a security plan that addresses at least the elements specified in 1.10.3.2.2.

1.10.3.2.2 The security plan shall comprise at least the following elements:

- (a) specific allocation of responsibilities for security to competent and qualified persons with appropriate authority to carry out their responsibilities;
- (b) records of dangerous goods or types of dangerous goods concerned;
- (c) review of current operations and assessment of security risks, including any stops necessary to the transport operation, the keeping of dangerous goods in the vessel, tank or container before, during and after the journey and the intermediate temporary storage of dangerous goods during the course of intermodal transfer or transshipment between units;
- (d) clear statement of measures that are to be taken to reduce security risks, commensurate with the responsibilities and duties of the participant, including:
  - training;
  - security policies (e.g. response to higher threat conditions, new employee/employment verification, etc.);
  - operating practices (e.g. choice/use of routes where known, access to dangerous goods in intermediate temporary storage (as defined in (c)), proximity to vulnerable infrastructure etc.);
  - equipment and resources that are to be used to reduce risks;
- (e) effective and up to date procedures for reporting and dealing with security threats, breaches of security or security incidents;
- (f) procedures for the evaluation and testing of security plans and procedures for periodic review and update of the plans;
- (g) measures to ensure the physical security of transport information contained in the security plan; and
- (h) measures to ensure that the distribution of information relating to the transport operation contained in the security plan is limited to those who need to have it. Such measures shall not preclude the provision of information required elsewhere in ADN.

**NOTE:** Carriers, consignors and consignees should co-operate with each other and with competent authorities to exchange threat information, apply appropriate security measures and respond to security incidents.

1.10.3.3 Operational or technical measures shall be taken on vessels carrying high consequence dangerous goods (see Table 1.10.3.1.2) or high consequence radioactive material (see 1.10.3.1.3) in order to prevent the improper use of the vessel and of the dangerous goods. The application of these protective measures shall not jeopardize emergency response.

Copyright © United Nations, 2019. All rights reserved

**NOTE:** *When appropriate and already fitted, the use of transport telemetry or other tracking methods or devices should be used to monitor the movement of high consequence dangerous goods (see Table 1.10.3.1.2 or 1.10.3.1.3).*

- 1.10.4 Except for radioactive material, the requirements of 1.10.1, 1.10.2 and 1.10.3 do not apply when the quantities carried in packages on a vessel do not exceed those referred to in 1.1.3.6.1. In addition the provisions of this Chapter do not apply to the carriage of UN No. 2912 RADIOACTIVE MATERIAL, LOW SPECIFIC ACTIVITY (LSA-I) and UN No. 2913 RADIOACTIVE MATERIAL, SURFACE CONTAMINATED OBJECTS (SCO-I).
- 1.10.5 For radioactive material, the provisions of this Chapter are deemed to be complied with when the provisions of the Convention on Physical Protection of Nuclear Material<sup>1</sup> and the IAEA circular on "The Physical Protection of Nuclear Material and Nuclear Facilities"<sup>2</sup> are applied.

---

<sup>1</sup> IAEACIRC/274/Rev.1, IAEA, Vienna (1980).

<sup>2</sup> IAEACIRC/225/Rev.4 (Corrected), IAEA, Vienna (1999).

Copyright © United Nations, 2019. All rights reserved



Copyright © United Nations, 2019. All rights reserved

**CHAPTERS 1.11 to 1.14**

*(Reserved)*

Copyright © United Nations, 2019. All rights reserved

Copyright © United Nations, 2019. All rights reserved

## CHAPTER 1.15

### RECOGNITION OF CLASSIFICATION SOCIETIES

#### 1.15.1 General

In the event of the conclusion of an international agreement concerning more general regulations or the navigation of vessels on inland waterways and containing provisions relating to the full range of activities of classification societies and their recognition, any provision of this Chapter in contradiction with any of the provisions of the said international agreement would, in the relations among Parties to this Agreement which had become parties to the international agreement and as from the day of the entry into force of the latter, automatically be deleted and replaced ipso facto by the relevant provision of the international agreement. This Chapter would become null and void once the international agreement came into force if all Parties to this Agreement became Parties to the international agreement.

#### 1.15.2 Procedure for the recognition of classification societies

- 1.15.2.1 A classification society which wishes to be recommended for recognition under this Agreement shall submit its application for recognition, in accordance with the provisions of this Chapter, to the competent authority of a Contracting Party.

The classification society shall prepare the relevant information in accordance with the provisions of this Chapter. It shall produce it in, at least, an official language of the State where the application is submitted and in English.

The Contracting Party shall forward the application to the Administrative Committee unless in its opinion the conditions and criteria referred to in 1.15.3 have manifestly not been met.

- 1.15.2.2 The Administrative Committee shall appoint a Committee of Experts and determine its composition and its rules of procedure. This Committee of Experts shall consider the proposal; it shall determine whether the classification society meets the criteria set out in 1.15.3 and shall make a recommendation to the Administrative Committee within a period of six months.

- 1.15.2.3 The Administrative Committee shall examine the report of the experts. It shall decide in accordance with the procedure set out in Article 17, 7(c), within one year maximum, whether or not to recommend to the Contracting Parties that they should recognize the classification society in question. The Administrative Committee shall establish a list of the classification societies recommended for recognition by the Contracting Parties.

- 1.15.2.4 Each Contracting Party may or may not decide to recognize the classification societies in question, only on the basis of the list referred to in 1.15.2.3. The Contracting Party shall inform the Administrative Committee and the other Contracting Parties of its decision.

The Administrative Committee shall update the list of recognitions issued by Contracting Parties.

- 1.15.2.5 If a Contracting Party considers that a classification society no longer meets the conditions and criteria set out in 1.15.3, it may submit a proposal to the Administrative Committee for withdrawal from the list of recommended societies. Such a proposal shall be substantiated by convincing evidence of a failure to meet the conditions and criteria.

- 1.15.2.6 The Administrative Committee shall set up a new Committee of Experts following the procedure set out under 1.15.2.2 which shall report to the Administrative Committee within a period of six months. The classification society shall be informed and invited by the Committee of Experts to comment on the findings.

Copyright © United Nations, 2019. All rights reserved

1.15.2.7 The Administrative Committee may decide, in case of a failure(s) to meet the conditions and criteria in 1.15.3, that the classification society shall have the opportunity to present a plan to address the identified failure(s) within a deadline of six months and to avoid any reoccurrence or, in accordance with Article 17, 7 (c), to withdraw the name of the society in question from the list of societies recommended for recognition.

**1.15.3 Conditions and criteria for the recognition of a classification society applying for recognition**

A classification society applying for recognition under this Agreement shall meet all the following conditions and criteria:

1.15.3.1 A classification society shall be able to demonstrate extensive knowledge of and experience in the assessment of the design and construction of inland navigation vessels. The society should have comprehensive rules and regulations for the design, construction and periodical inspection of vessels. These rules and regulations shall be published and continuously updated and improved through research and development programmes.

1.15.3.2 Registers of the vessels classified by the classification society shall be published annually.

1.15.3.3 The classification society shall not be controlled by shipowners or shipbuilders, or by others engaged commercially in the manufacture, fitting out, repair or operation of ships. The classification society shall not be substantially dependent on a single commercial enterprise for its revenue.

1.15.3.4 The headquarters or a branch of the classification society authorized and entitled to give a ruling and to act in all areas incumbent on it under the regulations governing inland navigation shall be located in one of the Contracting Parties.

1.15.3.5 The classification society and its experts shall have a good reputation in inland navigation; the experts shall be able to provide proof of their professional abilities.

1.15.3.6 The classification society:

- shall have sufficient professional staff and engineers for the technical tasks of monitoring and inspection and for the tasks of management, support and research, in proportion to the tasks and the number of vessels classified and sufficient to keep regulations up to date and develop them in the light of quality requirements;
- shall have experts in at least two Contracting Parties.

1.15.3.7 The classification society shall be governed by a code of ethics.

1.15.3.8 The classification society shall have prepared and implemented and shall maintain an effective system of internal quality based on the relevant aspects of internationally recognized quality standards and conforming to the standards EN ISO/IEC 17020:2012 (except clause 8.1.3) (inspection bodies) and ISO 9001 or EN ISO 9001:2015. The classification society is subject to certification of its quality system by an independent body of auditors recognized by the administration of the State in which it is located.

**1.15.4 Obligations of recommended classification societies**

1.15.4.1 Recommended classification societies shall undertake to cooperate with each other so as to guarantee equivalence from the point of view of safety of their technical standards which are relevant to the implementation of the provisions of the present Agreement.

1.15.4.2 They shall exchange experiences in joint meetings at least once a year. They shall report annually to the Safety Committee. The secretariat of the Safety Committee shall be informed

Copyright © United Nations, 2019. All rights reserved

of those meetings. The opportunity will be given to Contracting Parties to attend the meetings as observers.

- 1.15.4.3 Recommended classification societies shall undertake to apply the present and future provisions of the Agreement taking into account the date of their entry into force. In response to requests from the competent authority, recommended classification societies shall provide all relevant information regarding their technical requirements.

Copyright © United Nations, 2019. All rights reserved

Copyright © United Nations, 2019. All rights reserved

## CHAPTER 1.16

### PROCEDURE FOR THE ISSUE OF THE CERTIFICATE OF APPROVAL

1.16.0 For the purposes of this Chapter, “owner” means “the owner or his designated representative or, if the vessel is chartered by an operator, the operator or his designated representative”.

#### 1.16.1 Certificate of approval

##### 1.16.1.1 General

1.16.1.1.1 Dry cargo vessels carrying dangerous goods in quantities greater than exempted quantities, the vessels referred to in 7.1.2.19.1, tank vessels carrying dangerous goods and the vessels referred to in 7.2.2.19.3 shall be provided with an appropriate certificate of approval.

1.16.1.1.2 The certificate of approval shall be valid for not more than five years, subject to the provisions of 1.16.11.

##### 1.16.1.2 Format of the certificate of approval, particulars to be included

1.16.1.2.1 The certificate of approval shall conform to the model 8.6.1.1 or 8.6.1.3 with regard to content, form and layout and include the required particulars, as appropriate. It shall include the date of expiry of the period of validity.

Its dimensions are 210 mm x 297 mm (A4). Front and back pages may be used.

It shall be drawn up in the language or one of the languages of the issuing country. If this language is not English, French or German, the title of the certificate and each entry under items 5, 9 and 10 in the certificate of approval for dry cargo vessels (8.6.1.1) and under items 12, 16 and 17 in the certificate of approval for tank vessels (8.6.1.3) shall also be provided in English, French or German.

1.16.1.2.2 The certificate of approval shall attest that the vessel has been inspected and that its construction and equipment comply completely with the applicable requirements of this Regulation.

1.16.1.2.3 All particulars for amendments to the certificate of approval provided for in these Regulations and in the other regulations drawn up by mutual agreement by the Contracting Parties may be entered in the certificate by the competent authority.

1.16.1.2.4 The competent authority shall include the following particulars in the certificate of approval of double-hull vessels meeting the additional requirements of 9.1.0.80 to 9.1.0.95 or 9.2.0.80 to 9.2.0.95:

“The vessel meets the additional requirements for double-hull vessels of 9.1.0.80 to 9.1.0.95” or “The vessel meets the additional requirements for double-hull vessels of 9.2.0.80 to 9.2.0.95.”

1.16.1.2.5 For tank vessels, the certificate of approval shall be supplemented by a list of all the dangerous goods accepted for carriage in the tank vessel, drawn up by the recognized classification society which has classified the vessel (vessel substance list). To the extent required for safe carriage, the list shall contain reservations for certain dangerous goods regarding:

– the criteria for strength and stability of the vessel; and

Copyright © United Nations, 2019. All rights reserved

- the compatibility of the accepted dangerous goods with all the construction materials of the vessel, including installations and equipment, which come into contact with the cargo.

Classification societies shall update the vessel substance list at each renewal of the class of a vessel on the basis of the annexed Regulations in force at the time. Classification societies shall inform the owner of the vessel about amendments to Table C of chapter 3.2 which have become relevant in the meantime. If these amendments require an update of the vessel substance list, the owner of the vessel shall request this from a recognized classification society. This updated vessel substance list shall be issued within the period referred to in 1.6.1.1.

The entire vessel substance list shall be withdrawn by the recognized classification society within the period referred to in 1.6.1.1 if, due to amendments to these Regulations or due to changes in classification, goods contained in it are no longer permitted to be carried in the vessel.

The recognized classification society shall without delay, after the delivery to the holder of the certificate of approval, transmit a copy of the vessel substance list to the authority responsible for issuing the certificate of approval and without delay inform it about amendments or withdrawal.

**NOTE:** When the substance list is available electronically, see 5.4.0.2.

1.16.1.2.6 (Deleted)

**1.16.1.3 Provisional certificate of approval**

1.16.1.3.1 For a vessel which is not provided with a certificate of approval, a provisional certificate of approval of limited duration may be issued in the following cases, subject to the following conditions:

- (a) The vessel complies with the applicable requirements of these Regulations, but the normal certificate of approval could not be issued in time. The provisional certificate of approval shall be valid for an appropriate period but not exceeding three months;
- (b) The vessel does not comply with every applicable requirement of these Regulations, but the safety of carriage is not impaired according to the appraisal of the competent authority.

The one-off provisional certificate of approval shall be valid for an appropriate period to bring the vessel into compliance with the applicable provisions, but not exceeding three months.

The competent authority may request additional reports in addition to the inspection report and may require additional conditions.

**NOTE:** For the issuance of the final certificate of approval according to 1.16.1.2 a new inspection report according to 1.16.3.1 shall be prepared, which confirms conformity also with all hitherto unfulfilled requirements of these Regulations.

- (c) The vessel does not comply with every applicable provision of these Regulations after sustaining damage. In this case the provisional certificate of approval shall be valid only for a single specified voyage and for a specified cargo. The competent authority may impose additional conditions.



Copyright © United Nations, 2019. All rights reserved

- 1.16.1.3.2 The provisional certificate of approval shall conform to the model in 8.6.1.2 or 8.6.1.4 with regard to content, form and layout or a single model certificate combining a provisional certificate of inspection and the provisional certificate of approval provided that the single model certificate contains the same information as the model in 8.6.1.2 or 8.6.1.4 and is approved by the competent authority. Its dimensions are 210 mm x 297 mm (A4). Front and back pages may be used.

It shall be drawn up in the language or one of the languages of the issuing country. If this language is not English, French or German, the title of the certificate and each entry under item 5 in the provisional certificate of approval for dry cargo vessels (8.6.1.2) and under item 12 in the provisional certificate of approval for tank vessels (8.6.1.4) shall also be provided in English, French or German.

- 1.16.1.3.3 For tank vessels, the relief pressure of the safety valves or of the high-velocity vent valves shall be entered in the certificate of approval.

If a vessel has cargo tanks with different valve opening pressures, the opening pressure of each tank shall be entered in the certificate of approval.

**1.16.1.4** *Annex to the certificate of approval*

- 1.16.1.4.1 The certificate of approval and the provisional certificate of approval according to 1.16.1.3.1 (a) shall be complemented by an annex in accordance with the model under 8.6.1.5.

- 1.16.1.4.2 The annex to the certificate of approval shall include the date from which the transitional provisions according to 1.6.7 may be applied. This date shall be:

- (a) For vessels according to Article 8, paragraph 2 of ADN for which evidence can be provided that they were already approved for the carriage of dangerous goods on the territory of a Contracting Party before 26 May 2000, 26 May 2000;
- (b) For vessels according to Article 8, paragraph 2, of ADN for which evidence cannot be provided that they were already approved for the carriage of dangerous goods on the territory of a Contracting Party before 26 May 2000, the proven date of the first inspection for the issue of an approval for the carriage of dangerous goods on the territory of a Contracting Party or, if this date is not known, the date of issue of the first proven approval for the carriage of dangerous goods on the territory of a Contracting Party;
- (c) For all other vessels, the proven date of the first inspection for the issue of a certificate of approval in the sense of ADN or, if this date is not known, the date of issue of the first certificate of approval in the sense of ADN;
- (d) In derogation to (a) to (c) above, the date of a renewed first inspection according to 1.16.8 if the vessel no longer had a valid certificate of approval as from 31 December 2014 for more than twelve months.

- 1.16.1.4.3 All approvals for the carriage of dangerous goods issued on the territory of a Contracting Party which are valid as from the date under 1.16.1.4.2 and all ADN certificates of approval and provisional certificates of approval according to 1.16.1.3.1 (a) shall be entered in the annex to the certificate of approval.

Certificates of approval issued before the issuance of the annex to the certificate of approval shall be recorded by the competent authority that issues the annex to the certificate of approval.

Copyright © United Nations, 2019. All rights reserved

## **1.16.2 Issue and recognition of certificates of approval**

- 1.16.2.1 The certificate of approval referred to in 1.16.1 shall be issued by the competent authority of the Contracting Party where the vessel is registered, or in its absence, of the Contracting Party where it has its home port or, in its absence, of the Contracting Party where the owner is domiciled or in its absence, by the competent authority selected by the owner.

The other Contracting Parties shall recognize such certificates of approval.

The Contracting Parties shall communicate to the secretariat of the United Nations Economic Commission for Europe (UNECE) the contact information of the authorities and bodies designated by them which are competent in accordance with national law for the issuance of certificates of approval.

The UNECE secretariat shall bring them to the attention of the Contracting Parties through its website.

- 1.16.2.2 The competent authority of any of the Contracting Parties may request the competent authority of any other Contracting Party to issue a certificate of approval in its stead.

- 1.16.2.3 The competent authority of any of the Contracting Parties may delegate the authority to issue the certificate of approval to an inspection body as defined in 1.16.4.

- 1.16.2.4 The provisional certificate of approval referred to in 1.16.1.3 shall be issued by the competent authority of one of the Contracting Parties for the cases and under the conditions referred to in these Regulations.

The other Contracting Parties shall recognize such provisional certificates of approval.

- 1.16.2.5 The annex to the certificate of approval shall be issued by the competent authority of a Contracting Party. The Contracting Parties shall assist one another at the time of issuance. They shall recognize this annex to the certificate of approval. Each new certificate of approval or provisional certificate of approval issued in accordance with 1.16.1.3.1 (a) shall be entered in the annex to the certificate of approval. Should the annex to the certificate of approval be replaced (e.g. in case of damage or loss), all existing entries shall be transferred.

- 1.16.2.6 The annex to the certificate of approval shall be withdrawn and a new annex to the certificate of approval shall be issued if according to 1.16.8 a renewed first inspection takes place, as the validity of the certificate of approval expired, as from 31 December 2014, more than twelve months previously.

The valid date is the date on which the application was received by the competent authority. In this case, only such certificates of approval which have been issued after the renewed first inspection shall be recorded.

## **1.16.3 Inspection procedure**

- 1.16.3.1 The competent authority of the Contracting Party shall supervise the inspection of the vessel. Under this procedure, the inspection may be performed by an inspection body designated by the Contracting Party or by a recognized classification society according to Chapter 1.15. The inspection body or the recognized classification society shall issue an inspection report certifying that the vessel conforms partially or completely to the applicable requirements of these Regulations related to the construction and equipment of the vessel.

Copyright © United Nations, 2019. All rights reserved

1.16.3.2 This inspection report shall contain:

- Name and address of the Inspection Body or the recognized classification society that carried out the inspection;
- Applicant of the inspection;
- Date and place of the inspection;
- Type of the inspected vessel;
- Identification of the vessel (name, vessel number, ENI number, etc.);
- Declaration that the vessel conforms partially or completely to the applicable requirements of ADN on the construction and equipment of the vessel (in the version applicable on the date of the inspection or, if later, on the estimated date of issuance of the certificate of approval);
- Indication (list, description and references in ADN) of any non-conformities;
- Used transitional provisions;
- Used equivalents and derogations from the regulations applicable to the vessel with reference to the relevant recommendation of the ADN Administrative Committee;
- Date of issuance of the inspection report;
- Signature and official seal of the inspection body or recognized classification society.

If the inspection report does not ensure that all the applicable requirements referred to in 1.16.3.1 are fulfilled, the competent authority may require any additional information in order to issue a provisional certificate of approval according to 1.16.1.3.1 (b).

The authority which is issuing the certificate of approval may request information about the name of the office and surveyor(s) which carried out the inspection including email and phone number, but this information will not become part of the vessel record.

1.16.3.3 The inspection report shall be drawn up in a language accepted by the competent authority and shall contain all the necessary information to enable the certificate to be drawn up.

1.16.3.4 The provisions of 1.16.3.1, 1.16.3.2 and 1.16.3.3 apply to the first inspection referred to in 1.16.8, to the special inspection referred to in 1.16.9 and to the periodic inspection referred to in 1.16.10.

1.16.3.5 Where the inspection report is issued by a recognized classification society, the inspection report may include the certificate referred to in 9.1.0.88.1, 9.2.0.88.1, 9.3.1.8.1, 9.3.2.8.1 or 9.3.3.8.1.

The presence on board of the certificates issued by the recognized classification society for the purposes of 8.1.2.3 (f) and 8.1.2.3 (o) remains mandatory.

Copyright © United Nations, 2019. All rights reserved

#### **1.16.4 Inspection body**

1.16.4.1 Inspection bodies shall be subject to recognition by the Contracting Party administration as expert bodies on the construction and inspection of inland navigation vessels and as expert bodies on the transport of dangerous goods by inland waterway. They shall meet the following criteria:

- Compliance by the body with the requirements of impartiality;
- Existence of a structure and personnel that provide objective evidence of the professional ability and experience of the body;
- Compliance with the material contents of standard EN ISO/IEC 17020:2012 (except clause 8.1.3) supported by detailed inspection procedures.

1.16.4.2 Inspection bodies may be assisted by experts (e.g. an expert in electrical installations) or specialized bodies according to the national provisions applicable (e.g. classification societies).

1.16.4.3 The Administrative Committee shall maintain an up-to-date list of the inspection bodies appointed.

#### **1.16.5 Application for the issue of a certificate of approval**

The owner of a vessel shall deposit an application for a certificate of approval with the competent authority referred to in 1.16.2.1. The competent authority shall specify the documents to be submitted to it. In order to obtain a certificate of approval, at least a valid vessel certificate, the inspection report referred to in 1.16.3.1 and the certificate referred to in 9.1.0.88.1, 9.2.0.88.1, 9.3.1.8.1, 9.3.2.8.1 or 9.3.3.8.1 shall accompany the request.

#### **1.16.6 Particulars entered in the certificate of approval and amendments thereto**

1.16.6.1 The owner of a vessel shall inform the competent authority of any change in the name of the vessel or change of official number or registration number and shall transmit to it the certificate of approval for amendment.

1.16.6.2 All amendments to the certificate of approval provided for in these Regulations and in the other regulations drawn up by mutual agreement by the Contracting Parties may be entered in the certificate by the competent authority.

1.16.6.3 When the owner of the vessel has the vessel registered in another Contracting Party, he shall request a new certificate of approval from the competent authority of that Contracting Party. The competent authority may issue the new certificate for the remaining period of validity of the existing certificate without making a new inspection of the vessel, provided that the state and the technical specifications of the vessel have not undergone any modification.

1.16.6.4 In cases of the transfer of responsibility to another competent authority according to 1.16.6.3, the competent authority to which the last certificate of approval was returned shall submit on request the annex to the certificate according to 1.16.1.4 to the competent authority that will issue the new certificate of approval.

#### **1.16.7 Presentation of the vessel for inspection**

1.16.7.1 The owner shall present the vessel for inspection unladen, cleaned and equipped; he shall be required to provide such assistance as may be necessary for the inspection, such as providing a suitable launch and personnel, and uncovering those parts of the hull or installations which are not directly accessible or visible.

Copyright © United Nations, 2019. All rights reserved

1.16.7.2 In the case of a first, special or periodical inspection, the inspection body or the recognized classification society may require a dry-land inspection.

**1.16.8 First inspection**

If a vessel does not yet have a certificate of approval or if the validity of the certificate of approval expired more than twelve months ago, the vessel shall undergo a first inspection.

**1.16.9 Special inspection**

If the vessel's hull or equipment has undergone alterations liable to diminish safety in respect of the carriage of dangerous goods, or has sustained damage affecting such safety, the vessel shall be presented without delay by the owner for further inspection.

**1.16.10 Periodic inspection and renewal of the certificate of approval**

1.16.10.1 To renew the certificate of approval, the owner of the vessel shall present the vessel for a periodic inspection. The owner of the vessel may request an inspection at any time.

1.16.10.2 If the request for a periodic inspection is made during the last year preceding the expiry of the validity of the certificate of approval, the period of validity of the new certificate shall commence when the validity of the preceding certificate of approval expires.

1.16.10.3 A periodic inspection may also be requested during a period of twelve months after the expiry of the certificate of approval. After this period of time, the vessel shall undergo a first inspection in accordance with 1.16.8.

1.16.10.4 The competent authority shall establish the period of validity of the new certificate of approval on the basis of the results of the periodic inspection.

**1.16.11 Extension of the certificate of approval without an inspection**

By derogation from 1.16.10, at the substantiated request of the owner, the competent authority that has issued the certificate of approval may grant an extension of the validity of the certificate of approval of not more than one year without an inspection. This extension shall be granted in writing and shall be kept on board the vessel. Such extensions may be granted only once every two validity periods.

**1.16.12 Official inspection**

1.16.12.1 If the competent authority of a Contracting Party has reason to assume that a vessel which is in its territory may constitute a danger in relation to the transport of dangerous goods, for the persons on board or for shipping or for the environment, it may order an inspection of the vessel in accordance with 1.16.3.

1.16.12.2 When exercising this right to inspect, the authorities will make all possible efforts to avoid unduly detaining or delaying a vessel. Nothing in this Agreement affects rights relating to compensation for undue detention or delay. In any instance of alleged undue detention or delay the burden of proof shall lie with the owner of the vessel.

**1.16.13 Withdrawal, withholding and return of the certificate of approval**

1.16.13.1 The certificate of approval may be withdrawn if the vessel is not properly maintained or if the vessel's construction or equipment no longer complies with the applicable provisions of these Regulations, or if the vessel's highest class according to 9.2.0.88.1, 9.3.1.8.1, 9.3.2.8.1 or 9.3.3.8.1 is not valid.

Copyright © United Nations, 2019. All rights reserved

- 1.16.13.2 The certificate of approval may only be withdrawn by the authority by which it has been issued.

Nevertheless, in the cases referred to in 1.16.9 and 1.16.13.1 above, the competent authority of the State in which the vessel is staying may prohibit its use for the carriage of those dangerous goods for which the certificate is required. For this purpose it may withdraw the certificate until such time as the vessel again complies with the applicable provisions of these Regulations. In that case it shall notify the competent authority which issued the certificate.

- 1.16.13.3 Notwithstanding 1.16.2.2 above, any competent authority may amend or withdraw the certificate of approval at the request of the vessel's owner, provided that it so notifies the competent authority which issued the certificate.

- 1.16.13.4 When an inspection body or a recognized classification society observes, in the course of an inspection, that a vessel or its equipment suffers from serious defects in relation to dangerous goods which might jeopardize the safety of the persons on board or the safety of shipping, or constitute a hazard for the environment, or when the vessel's highest class is not valid, it shall immediately notify the competent authority on behalf of which it acts with a view to a decision to withhold the certificate.

If this authority which decided to withdraw the certificate is not the authority which issued the certificate, it shall immediately inform the latter and, where necessary, return the certificate to it if it presumes that the defects cannot be eliminated in the near future.

- 1.16.13.5 When the inspection body or the recognized classification society referred to in 1.16.13.4 above ascertains, by means of a special inspection according to 1.16.9, that these defects have been remedied, the certificate of approval shall be returned by the competent authority to the owner.

This inspection may be made at the request of the owner by another inspection body or another recognized classification society. In this case, the certificate of approval shall be returned through the competent authority to which the inspection body or the recognized classification society answers.

- 1.16.13.6 When a vessel is finally immobilized or scrapped, the owner shall send the certificate of approval back to the competent authority which issued it.

#### **1.16.14 Duplicate copy**

In the event of the loss, theft or destruction of the certificate of approval or when it becomes unusable for other reasons, an application for a duplicate copy, accompanied by appropriate supporting documents, shall be made to the competent authority which issued the certificate.

This authority shall issue a duplicate copy of the certificate of approval, which shall be designated as such.

#### **1.16.15 Register of certificates of approval**

- 1.16.15.1 The competent authorities shall assign a serial number to the certificates of approval which they issue. They shall keep a register of all the certificates issued.

- 1.16.15.2 The competent authorities shall keep copies of all the certificates which they have issued, as well as of the associated vessel substance lists of the recognised classification societies and of all amendments, withdrawals, new issuances and declarations of cancellation of these documents.

Copyright © United Nations, 2019. All rights reserved

# **PART 2**

## **Classification**

(See Volume II)

Copyright © United Nations, 2019. All rights reserved



Copyright © United Nations, 2019. All rights reserved

## **PART 3**

### **Dangerous goods list, special provisions and exemptions related to limited and excepted quantities**

Copyright © United Nations, 2019. All rights reserved

Copyright © United Nations, 2019. All rights reserved

## **CHAPTER 3.1**

### **GENERAL**

(See Volume II)

Copyright © United Nations, 2019. All rights reserved

Copyright © United Nations, 2019. All rights reserved

## CHAPTER 3.2

## LIST OF DANGEROUS GOODS

**3.2.1 Table A: List of dangerous goods in numerical order**

See Volume II

**3.2.2 Table B: List of dangerous goods in alphabetical order**

See Volume II

**3.2.3 Table C: List of dangerous goods accepted for carriage in tank vessels in numerical order****3.2.3.1 Explanations concerning Table C:**

As a rule, each row of Table C of this Chapter deals with the substance(s) covered by a specific UN number or identification number. However, when substances belonging to the same UN number or identification number have different chemical properties, physical properties and/or carriage conditions, several consecutive rows may be used for that UN number or identification number.

Each column of Table C is dedicated to a specific subject as indicated in the explanatory notes below. The intersection of columns and rows (cell) contains information concerning the subject treated in that column, for the substance(s) of that row:

- The first four cells identify the substance(s) belonging to that row;
- The following cells give the applicable special provisions, either in the form of complete information or in coded form. The codes cross-refer to detailed information that is to be found in the numbers indicated in the explanatory notes below. An empty cell means either that there is no special provision and that only the general requirements apply, or that the carriage restriction indicated in the explanatory notes is in force;
- If a cell contains an asterisk, “\*”, the applicable requirements should be determined by applying 3.2.3.3. The determination of the applicable requirements by applying 3.2.3.3 should take precedence over using the entries for mixtures for which no sufficient data is available.

The applicable general requirements are not referred to in the corresponding cells.

Explanatory notes for each column:

Column (1) “UN number/identification number”

Contains the UN number or identification number:

- of the dangerous substance if the substance has been assigned its own specific UN number or identification number, or
- of the generic or n.o.s. entry to which the dangerous substances not mentioned by name shall be assigned in accordance with the criteria (“decision trees”) of Part 2.

Copyright © United Nations, 2019. All rights reserved

Column (2)	<p>“Name and description”</p> <p>Contains, in upper case characters, the name of the substance, if the substance has been assigned its own specific UN number or identification number or of the generic or n.o.s. entry to which the dangerous substances have been assigned in accordance with the criteria (“decision trees”) of Part 2. This name shall be used as the proper shipping name or, when applicable, as part of the proper shipping name (see 3.1.2 for further details on the proper shipping name).</p> <p>A descriptive text in lower case characters is added after the proper shipping name to clarify the scope of the entry if the classification or carriage conditions of the substance may be different under certain conditions.</p>
Column (3a)	<p>“Class”</p> <p>Contains the number of the Class, whose heading covers the dangerous substance. This Class number is assigned in accordance with the procedures and criteria of Part 2.</p>
Column (3b)	<p>“Classification code”</p> <p>Contains the classification code of the dangerous substance.</p> <ul style="list-style-type: none"> <li>– For dangerous substances of Class 2, the code consists of a number and one or more letters representing the hazardous property group, which are explained in 2.2.2.1.2 and 2.2.2.1.3.</li> <li>– For dangerous substances or articles of Classes 3, 4.1, 6.1 and 9, the codes are explained in 2.2.x.1.2;<sup>1</sup></li> <li>– For dangerous substances or articles of Class 8, the codes are explained in 2.2.8.1.4.1.</li> </ul>
Column (4)	<p>“Packing group”</p> <p>Contains the packing group number(s) (I, II or III) assigned to the dangerous substance. These packing group numbers are assigned on the basis of the procedures and criteria of Part 2. Certain substances are not assigned to packing groups.</p>
Column (5)	<p>“Dangers”</p> <p>This column contains information concerning the hazards inherent in the dangerous substance. These hazards are included on the basis of the danger labels of Table A, column (5).</p> <p>In the case of a chemically unstable substance, the code ‘unst.’ is added to the information.</p> <p>In the case of a substance or mixture with CMR properties, the code ‘CMR’ is added to the information.</p>

<sup>1</sup> *x = the Class number of the dangerous substance or article, without dividing point if applicable.*

Copyright © United Nations, 2019. All rights reserved

CMR is used to indicate substances with long-term effects on health (*carcinogenic, mutagenic or toxic to reproduction*, Categories 1A and 1B in accordance with the criteria of Chapters 3.5, 3.6 and 3.7 of the GHS).

In the case of a substance or mixture hazardous to the aquatic environment, the code 'N1', 'N2' or 'N3' is added to the information. (See 2.2.9.1.10).

In the case of a substance or mixture that floats on the water surface, does not evaporate and is not readily soluble in water or that sinks to the bottom of the water and is not readily soluble, the code 'F' (standing for 'Floater') or 'S' (standing for 'Sinker'), respectively, is added to the information.

Where the information is shown in brackets, only the relevant codes for the substance carried should be used.

Column (6) "Type of tank vessel"

Contains the type of tank vessel: G, C or N.

Column (7) "Cargo tank design"

Contains information concerning the design of the cargo tank:

- 1 Pressure cargo tank
- 2 Closed cargo tank
- 3 Open cargo tank with flame arrester
- 4 Open cargo tank

Column (8) "Cargo tank type"

Contains information concerning the cargo tank type.

- 1 Independent cargo tank
- 2 Integral cargo tank
- 3 Cargo tank with walls distinct from the outer hull

Column (9) "Cargo tank equipment"

Contains information concerning the cargo tank equipment.

- 1 Refrigeration system
- 2 Possibility of cargo heating
- 3 Water-spray system
- 4 Cargo heating system on board

Copyright © United Nations, 2019. All rights reserved

Column (10)	<p>“Opening pressure of the pressure relief valve/high-velocity vent valve in kPa”</p> <p>Contains information concerning the opening pressure of the pressure relief valve/high-velocity vent valve in kPa.</p>
Column (11)	<p>“Maximum degree of filling (%)”</p> <p>Contains information concerning the maximum degree of filling of cargo tanks as a percentage.</p>
Column (12)	<p>“Relative density at 20 °C”</p> <p>Contains information concerning the relative density of the substance at 20 °C. Data concerning the density are for information only.</p>
Column (13)	<p>“Type of sampling device”</p> <p>Contains information concerning the prescribed type of sampling device.</p> <ol style="list-style-type: none"> <li>1 Closed-type sampling device</li> <li>2 Partly closed-type sampling device</li> <li>3 Sampling opening</li> </ol>
Column (14)	<p>“Pump room below deck permitted”</p> <p>Contains an indication of whether a pump room is permitted below deck.</p> <p>Yes pump room below deck permitted</p> <p>No pump room below deck not permitted</p>
Column (15)	<p>“Temperature class”</p> <p>Contains the temperature class of the substance.</p>
Column (16)	<p>“Explosion group”</p> <p>Contains the explosion group of the substance.</p> <p>Values between square brackets indicate the explosion group II B subgroups to be used in selecting the relevant self-contained protection systems (flame arresters, vacuum relief valves, pressure relief valves/high velocity vent valves and devices for safe pressure relief of cargo tanks with integrated flame arrester plate stack).</p>

**NOTE:**

*Where self-contained protection systems for explosion group II B are in place, products in explosion group II A or II B, including subgroups II B3, II B2 and II B1, may be transported.*

*Where self-contained protection systems for explosion group II B3 are in place, products in explosion subgroups II B3, II B2 and II B1, or in explosion group II A, may be transported.*



Copyright © United Nations, 2019. All rights reserved

*Where self-contained protection systems for explosion group II B2 are in place, products in explosion subgroups II B2 and II B1, or in explosion group II A, may be transported.*

*Where self-contained protection systems for explosion group II B1 are in place, products in explosion subgroup II B1 or in explosion group II A may be transported.*

Column (17)	<p>“Anti-explosion protection required”</p> <p>Contains information on protection against explosions.</p> <p>Yes anti-explosion protection required</p> <p>No anti-explosion protection not required</p>
Column (18)	<p>“Equipment required”</p> <p>This column contains the alphanumeric codes for the equipment required for the carriage of the dangerous substance (see 8.1.5).</p>
Column (19)	<p>“Number of cones/blue lights”</p> <p>This column contains the number of cones/blue lights which should constitute the marking of the vessel during the carriage of this dangerous substance.</p>
Column (20)	<p>“Additional requirements/Remarks”</p> <p>This column contains the additional requirements or remarks applicable to the vessel.</p> <p>These additional requirements or remarks are:</p> <ol style="list-style-type: none"> <li>1. Anhydrous ammonia is liable to cause stress crack corrosion in cargo tanks and cooling systems constructed of carbon-manganese steel or nickel steel.</li> </ol> <p>In order to minimize the risk of stress crack corrosion the following measures shall be taken:</p> <ol style="list-style-type: none"> <li>(a) Where carbon-manganese steel is used, cargo tanks, pressure vessels of cargo refrigeration systems and cargo piping shall be constructed of fine-grained steel having a specified minimum yield stress of not more than 355 N/mm<sup>2</sup>. The actual yield stress shall not exceed 440 N/mm<sup>2</sup>. In addition, one of the following construction or operational measures shall be taken: <ol style="list-style-type: none"> <li>.1 Material with a low tensile strength (<math>R_m &lt; 410 \text{ N/mm}^2</math>) shall be used; or</li> <li>.2 Cargo tanks, etc., shall undergo a post-weld heat treatment for the purpose of stress relieving; or</li> </ol> </li> </ol>

Copyright © United Nations, 2019. All rights reserved

- .3 The transport temperature shall preferably be maintained close to the evaporation temperature of the cargo of  $-33^{\circ}\text{C}$ , but in no case above  $-20^{\circ}\text{C}$ ; or
- .4 Ammonia shall contain not less than 0.1% water, by mass.
- (b) When carbon-manganese steel with yield stress values higher than those referred to in (a) above is used, the completed tanks, pipe sections, etc., shall undergo a post-weld heat treatment for the purpose of stress relieving.
- (c) Pressure vessels of the cargo refrigeration systems and the piping systems of the condenser of the cargo refrigeration system constructed of carbon-manganese steel or nickel steel shall undergo a post-weld heat treatment for the purpose of stress relieving.
- (d) The yield stress and the tensile strength of welding consumables may exceed only by the smallest value possible the corresponding values of the tank and piping material.
- (e) Nickel steels containing more than 5% nickel and carbon-manganese steel which are not in compliance with the requirements of (a) and (b) above may not be used for cargo tanks and piping systems intended for the transport of this substance.
- (f) Nickel steels containing not more than 5% nickel may be used if the transport temperature is within the limits referred to in (a) above.
- (g) The concentration of oxygen dissolved in the ammonia shall not exceed the values given in the table below:

t in $^{\circ}\text{C}$	$\text{O}_2$ in %
-30 and below	0.90
-20	0.50
-10	0.28
0	0.16
10	0.10
20	0.05
30	0.03

2. Before loading, air shall be removed and subsequently kept away to a sufficient extent from the cargo tanks and the accessory cargo piping by the means of inert gas (see also 7.2.4.18).
3. Arrangements shall be made to ensure that the cargo is sufficiently stabilized in order to prevent a reaction at any time during carriage. The transport document shall contain the following additional particulars:
- (a) Name and amount of inhibitor added;
- (b) Date on which inhibitor was added and expected duration of effectiveness under normal conditions;

Copyright © United Nations, 2019. All rights reserved

- (c) Any temperature limits having an effect on the inhibitor.

When stabilization is ensured solely by blanketing with an inert gas it is sufficient to mention the name of the inert gas used in the transport document.

When stabilization is ensured by another measurement, e.g. the special purity of the substance, this measurement shall be mentioned in the transport document.

4. The substance shall not be allowed to solidify; the transport temperature shall be maintained above the melting point. In instances where cargo heating installations are required, they must be so designed that polymerisation through heating is not possible in any part of the cargo tank. Where the temperature of steam-heated coils could give rise to overheating, lower-temperature indirect heating systems shall be provided.
5. This substance is liable to clog the venting piping and its fittings or the fittings of cargo tanks. Careful surveillance should be ensured.

If a closed-type tank vessel cargo tank is required for the carriage of this substance and explosion protection is necessary or the substance for which explosion protection is necessary is carried in a closed cargo tank, the cargo tank shall conform to 9.3.2.22.4 or 9.3.3.22.4 or the venting piping shall conform to 9.3.2.22.5 (a) or 9.3.2.22.5 (b) or to 9.3.3.22.5 (a) or 9.3.3.22.5 (b).

This requirement does not apply when the cargo tanks and the corresponding piping are inerted in accordance with 7.2.4.18.

6. When external temperatures are below or equal to that indicated in column (20), the substance may only be carried in tank vessels equipped with a possibility of heating the cargo.

In addition, in the event of carriage in a closed cargo tank, the venting piping, the safety valves and the flame arresters shall be heatable.

The temperature of the venting piping, safety valves and flame arresters shall be kept at least above the melting point of the substance.

7. If a closed cargo tank is required to carry this substance or if the substance is carried in a closed cargo tank, the venting piping, the safety valves and the flame arresters shall be heatable.

The temperature of the venting piping, safety valves and flame arresters shall be kept at least above the melting point of the substance.

8. Double-hull spaces, double bottoms and heating coils shall not contain any water.
9. (a) While the vessel is underway, an inert-gas pad shall be maintained in the ullage space above the liquid level.
- (b) Cargo piping and vent lines shall be independent of the corresponding piping used for other cargoes.

Copyright © United Nations, 2019. All rights reserved

- (c) Safety valves shall be made of stainless steel.
10. *(Reserved)*
11. (a) Stainless steel of type 416 or 442 and cast iron shall not be used for cargo tanks and piping for loading and unloading.
- (b) The cargo may be discharged only by deep-well pumps or pressure inert gas displacement. Each cargo pump shall be arranged to ensure that the substance does not heat significantly if the pressure discharge line from the pump is shut off or otherwise blocked.
- (c) The cargo shall be cooled and maintained at temperatures below 30° C.
- (d) The safety valves shall be set at a pressure of not less than 550 kPa (5.5 bar) gauge pressure. Special authorization is required for the maximum setting pressure.
- (e) While the vessel is underway, a nitrogen pad shall be maintained in the ullage space above the cargo (see also 7.2.4.18). An automatic nitrogen supply system shall be installed to prevent the pressure from falling below 7 kPa (0.07 bar) gauge within the cargo tank in the event of a cargo temperature fall due to ambient temperature conditions or to some other reason. In order to satisfy the demand of the automatic pressure control a sufficient amount of nitrogen shall be available on board. Nitrogen of a commercially pure quality of 99.9%, by volume, shall be used for padding. A battery of nitrogen cylinders connected to the cargo tanks through a pressure reduction valve satisfies the intention of the expression “automatic” in this context.
- The required nitrogen pad shall be such that the nitrogen concentration in the vapour space of the cargo tank is not less than 45% at any time.
- (f) Before loading and while the cargo tank contains this substance in a liquid or gaseous form, it and the corresponding piping shall be inerted with nitrogen.
- (g) The water-spray system shall be fitted with remote-control devices which can be operated from the wheelhouse or from the control station, if any.
- (h) Transfer arrangements shall be provided for emergency transfer of ethylene oxide in the event of an uncontrollable self-reaction.
12. (a) The substance shall be acetylene free.
- (b) Cargo tanks which have not undergone appropriate cleaning shall not be used for the carriage of these substances if one of the previous three cargoes consisted of a substance known to promote polymerisation, such as:

Copyright © United Nations, 2019. All rights reserved

- .1 mineral acids (e.g. sulphuric acid, hydrochloric acid, nitric acid);
  - .2 carboxylic acids and anhydrides (e.g. formic acid, acetic acid);
  - .3 halogenated carboxylic acids (e.g. chloroacetic acid);
  - .4 sulphonic acids (e.g. benzene sulphonic acid);
  - .5 caustic alkalis (e.g. sodium hydroxide, potassium hydroxide);
  - .6 ammonia and ammonia solutions;
  - .7 amines and amine solutions;
  - .8 oxidizing substances.
- (c) Before loading, cargo tanks and their piping shall be efficiently and thoroughly cleaned so as to eliminate all traces of previous cargoes, except when the last cargo was constituted of propylene oxide or a mixture of ethylene oxide and propylene oxide. Special precautions shall be taken in the case of ammonia in cargo tanks built of steel other than stainless steel.
- (d) In all cases the efficiency of the cleaning of cargo tanks and their piping shall be monitored by means of appropriate tests or inspections to check that no trace of acid or alkaline substance remains that could present a danger in the presence of these substances.
- (e) The cargo tanks shall be entered and inspected prior to each loading of these substances to ensure freedom from contamination, heavy rust deposits or visible structural defects.

When these cargo tanks are fitted in type C tank vessels, with cargo tank design 1 and cargo tank type 1, and are in continuous service for these substances, such inspections shall be performed at intervals of not more than two and a half years.

When these cargo tanks are fitted in type G tank vessels, with cargo tank design 1 and cargo tank type 1, and are in continuous service for these substances, such inspections shall be performed during the periodic inspection for the renewal of the certificate of approval according to 1.16.10.

- (f) Cargo tanks which have contained these substances may be reused for other cargoes once they and their piping have been thoroughly cleaned by washing and flushing with an inert gas.
- (g) Substances shall be loaded and unloaded in such a way that there is no release of gas into the atmosphere. If gas is returned to the shore installation during loading, the gas

Copyright © United Nations, 2019. All rights reserved

return system connected to the tank containing that substance shall be independent from all other cargo tanks.

- (h) During discharge operations, the pressure in the cargo tanks shall be maintained above 7 kPa (0.07 bar) gauge.
- (i) The cargo shall be discharged only by deep-well pumps, hydraulically operated submerged pumps or pressure inert gas displacement. Each cargo pump shall be arranged to ensure that the substance does not heat significantly if the pressure discharge line from the pump is shut off or otherwise blocked.
- (j) Each cargo tank carrying these substances shall be ventilated by a system independent from the ventilation systems of other cargo tanks carrying other substances.
- (k) Hose assemblies for loading and unloading shall be marked as follows:

**“To be used only for the transfer of alkylene oxide.”**

- (l) *(Reserved)*
- (m) No air shall be allowed to enter the cargo pumps and cargo piping system while these substances are contained within the system.
- (n) Before the shore connections are disconnected, piping containing liquids or gas shall be depressurised at the shore link by means of appropriate devices.
- (o) The piping system for cargo tanks to be loaded with these substances shall be separate from the piping system for all other cargo tanks, including empty cargo tanks. If the piping system for the cargo tanks to be loaded is not independent, separation shall be accomplished by the removal of spool pieces, shut-off valves, other pipe sections and by fitting blank flanges at these locations. The required separation applies to all liquid pipes and vapour vent lines and any other connections which may exist such as common inert gas supply lines.
- (p) These substances may be carried only in accordance with cargo handling plans that have been approved by a competent authority.

Each loading arrangement shall be shown on a separate cargo handling plan. Cargo handling plans shall show the entire cargo piping system and the locations for installations of blank flanges needed to meet the above piping separation requirements. A copy of each cargo handling plan shall be kept on board. Reference to the approved cargo handling plans shall be included in the certificate of approval.

- (q) Before loading of these substances and before carriage is resumed a qualified person approved by the competent authority shall certify that the prescribed separation of the

Copyright © United Nations, 2019. All rights reserved

piping has been effected; this certificate shall be kept on board. Each connection between a blank flange and a shut-off valve in the piping shall be fitted with a sealed wire to prevent the flange from being disassembled inadvertently.

- (r) During the voyage, the cargo shall be covered with nitrogen. An automatic nitrogen make-up system shall be installed to prevent the cargo tank pressure from falling below 7 kPa (0.07 bar) gauge in the event of a cargo temperature fall due to ambient temperature conditions or to some other reason. Sufficient nitrogen shall be available on board to satisfy the demand of automatic pressure control. Nitrogen of commercially pure quality of 99.9%, by volume, shall be used for padding. A battery of nitrogen cylinders connected to the cargo tanks through a pressure reduction valve satisfies the intention of the expression “automatic” in this context.
- (s) The vapour space of the cargo tanks shall be checked before and after each loading operation to ensure that the oxygen content is 2%, by volume, or less.

- (t) Loading flow

The loading flow ( $L_R$ ) of cargo tank shall not exceed the following value:

$$L_R = 3600 \times U/t \text{ (m}^3\text{/h)}$$

In this formula:

U = the free volume ( $\text{m}^3$ ) during loading for the activation of the overflow prevention system;

T = the time (s) required between the activation of the overflow prevention system and the complete stop of the flow of cargo into the cargo tank;

The time is the sum of the partial times needed for successive operations, e.g. reaction time of the service personnel, the time needed to stop the pumps and the time needed to close the shut-off valves;

The loading flow shall also take account of the design pressure of the piping system.

13. If no stabilizer is supplied or if the supply is inadequate, the oxygen content in the vapour phase shall not exceed 0.1%. Overpressure must be constantly maintained in cargo tanks. This requirement applies also to voyages on ballast or empty with uncleaned cargo tanks between cargo transport operations.
14. The following substances may not be carried in a type N vessel:
- substances with self-ignition temperatures  $\leq 200^\circ\text{C}$ ;
  - substances with a flash point  $< 23^\circ\text{C}$  and an explosion range  $> 15$  percentage points;

Copyright © United Nations, 2019. All rights reserved

- mixtures containing halogenated hydrocarbons;
  - mixtures containing more than 10% benzene;
  - substances and mixtures carried in a stabilized state.
15. Provision shall be made to ensure that alkaline or acidic substances such as sodium hydroxide solution or sulphuric acid do not contaminate this cargo.
16. If there is a possibility of a dangerous reaction such as polymerisation, decomposition, thermal instability or evolution of gases resulting from local overheating of the cargo in either the cargo tank or associated piping system, this cargo shall be loaded and carried adequately segregated from other substances the temperature of which is sufficiently high to initiate such reaction. Heating coils inside cargo tanks carrying this substance shall be blanked off or secured by equivalent means.
17. The melting point of the cargo shall be shown in the transport documents.
18. *(Reserved)*
19. Provision shall be made to ensure that the cargo does not come into contact with water. The following additional requirements apply:
- Carriage of the cargo is not permitted in cargo tanks adjacent to slop tanks or cargo tanks containing ballast water, slops or any other cargo containing water. Pumps, piping and vent lines connected to such tanks shall be separated from similar equipment of tanks carrying these substances. Pipes from slop tanks or ballast water pipes shall not pass through cargo tanks containing this cargo unless they are encased in a tunnel.
20. The maximum permitted transport temperature given in column (20) shall not be exceeded.
21. *(Reserved)*
22. The relative density of the cargo shall be shown in the transport document.
23. The instrument for measuring the pressure of the vapour phase in the cargo tank shall activate the alarm when the internal pressure reaches 40 kPa (0.4 bar). The water-spray system shall immediately be activated and remain in operation until the internal pressure drops to 30 kPa (0.3 bar).
24. Substances having a flash-point above 60 °C which are handed over for carriage or which are carried heated within a limiting range of 15 K below their flash-point shall be carried under the conditions of substance number 9001.
25. Type 3 cargo tank may be used for the carriage of this substance provided that the construction of the cargo tank has been accepted by a recognized classification society for the maximum permitted transport temperature.



Copyright © United Nations, 2019. All rights reserved

26. Type 2 cargo tank may be used for the carriage of this substance provided that the construction of the cargo tank has been accepted by a recognized classification society for the maximum permitted transport temperature.
27. The requirements of 3.1.2.8.1 are applicable.
28. (a) When UN 2448 SULPHUR, MOLTEN is carried, the forced ventilation of the cargo tanks shall be brought into service at latest when the concentration of hydrogen sulphide reaches 1.0%, by volume.  
(b) When during the carriage of UN 2448 SULPHUR, MOLTEN, the concentration of hydrogen sulphide exceeds 1.85%, the boat master shall immediately notify the nearest competent authority.

When a significant increase in the concentration of hydrogen sulphide in a hold space leads it to be supposed that the sulphur has leaked, the cargo tanks shall be unloaded as rapidly as possible. A new load may only be taken on board once the authority which issued the certificate of approval has carried out a further inspection.

- (c) When UN 2448 SULPHUR, MOLTEN is carried, the concentration of hydrogen sulphide shall be measured in the vapour phase of the cargo tanks and concentrations of sulphur dioxide and hydrogen sulphide in the hold spaces.
  - (d) The measurements prescribed in (c) shall be made every eight hours. The results of the measurements shall be recorded in writing.
29. When particulars concerning the vapour pressure or the boiling point are given in column (2), the relevant information shall be added to the proper shipping name in the transport document, e.g.

UN 1224 KETONES, LIQUID, N.O.S.,

$110 \text{ kPa} < \text{vp} \leq 175 \text{ kPa}$  or

UN 2929 TOXIC LIQUID, FLAMMABLE, ORGANIC, N.O.S.,  
boiling point  $\leq 60^\circ\text{C}$

30. When these substances are carried, the hold spaces of open type N tank vessels may contain auxiliary equipment.
31. When these substances are carried, the vessel shall be equipped with a quick closing valve placed directly on the shore connection.
32. In the case of transport of this substance, the following additional requirements are applicable:
  - (a) The outside of the cargo tanks shall be equipped with insulation of low flammability. This insulation shall be strong enough to resist shocks and vibration. Above deck, the insulation shall be protected by a covering.

Copyright © United Nations, 2019. All rights reserved

The outside temperature of this covering shall not exceed 70 °C.

- (b) The hold spaces containing the cargo tanks shall be provided with ventilation. Connections for forced ventilation shall be fitted.
- (c) The cargo tanks shall be equipped with forced ventilation installations which, in all transport conditions, will reliably keep the concentration of hydrogen sulphide above the liquid phase below 1.85% by volume.

The ventilation installations shall be fitted in such a way as to prevent the deposit of the goods to be transported.

The exhaust line of the ventilation shall be fitted in such a way as not to present a risk to personnel.

- (d) The cargo tank and the hold spaces shall be fitted with outlets and piping to allow gas sampling.
- (e) The outlets of the cargo tanks shall be situated at a height such that for a trim of 2° and a list of 10°, no sulphur can escape. All the outlets shall be situated above the deck in the open air. Each outlet shall be equipped with a permanently fixed closing mechanism.

One of these mechanisms shall be capable of being opened for slight overpressure within the tank.

- (f) The piping for loading and unloading shall be equipped with adequate insulation. They shall be capable of being heated.
- (g) The heat transfer fluid shall be such that in the event of a leak into a tank, there is no risk of a dangerous reaction with the sulphur.

33. The following provisions are applicable to transport of this substance:

**Construction requirements:**

- (a) Hydrogen peroxide solutions may be transported only in cargo tanks equipped with deep-well pumps.
- (b) Cargo tanks and their equipment shall be constructed of solid stainless steel of a type appropriate to hydrogen peroxide solutions (for example, 304, 304L, 316, 316L or 316 Ti). None of the non-metallic materials used for the system of cargo tanks shall be attacked by hydrogen peroxide solutions or cause the decomposition of the substance.
- (c) The temperature sensors shall be installed in the cargo tanks directly under the deck and at the bottom. Remote temperature read-outs and monitoring shall be provided for in the wheelhouse.

Copyright © United Nations, 2019. All rights reserved

- (d) Fixed oxygen monitors (or gas-sampling lines) shall be provided in the areas adjacent to the cargo tanks so that leaks in such areas can be detected. Account shall be taken of the increased flammability arising from the increased presence of oxygen. Remote read-outs, continuous monitoring (if the sampling lines are used, intermittent monitoring will suffice) and visible and audible alarms similar to those for the temperature sensors shall also be located in the wheelhouse. The visible and audible alarms shall be activated if the oxygen concentration in these void spaces exceeds 30% by volume. Two additional oxygen monitors shall also be available.
- (e) The cargo tank venting systems which are equipped with filters shall be fitted with pressure/vacuum relief valves appropriate to closed-circuit ventilation and with an extraction installation should cargo tank pressure rise rapidly as a result of an uncontrolled decomposition (see under m). These air supply and extraction systems shall be so designed that water cannot enter the cargo tanks. In designing the emergency extraction installation account shall be taken of the design pressure and the size of the cargo tanks.
- (f) A fixed water-spray system shall be provided for diluting and washing away any hydrogen peroxide solutions spilled onto the deck. The area covered by the jet of water shall include the shore connections and the deck containing the cargo tanks designated for carrying hydrogen peroxide solutions.

The following minimum requirements shall be complied with:

- .1 The substance shall be diluted from the original concentration to a 35% concentration within five minutes from the spillage on the deck;
- .2 The rate and estimated size of the spill shall be determined in the light of the maximum permissible loading or unloading rates, the time required to halt the spillage in the event of tank overfill or a pipe or hose assembly failure, and the time necessary to begin application of dilution water with actuation of the alarm at the cargo control location or in the wheelhouse.
- (g) The outlets of the pressure valves shall be situated at least 2 metres above the walkways if they are less than 4 metres from the walkway.
- (h) A temperature sensor shall be installed by each pump to make it possible to monitor the temperature of the cargo during unloading and detect any overheating due to defective operation of the pump.

Copyright © United Nations, 2019. All rights reserved

### **Servicing requirements:**

#### ***Carrier***

- (i) Hydrogen peroxide solutions may only be carried in cargo tanks which have been thoroughly cleaned and passivated, in accordance with the procedure described under (j), of all traces of previous cargoes, their vapours or their ballast waters. A certificate stating that the procedure described under (j) has been duly complied with must be carried on board.

Particular care in this respect is essential to ensure the safe carriage of hydrogen peroxide solutions:

- .1 When a hydrogen peroxide solution is being carried, no other cargo may be carried simultaneously;
  - .2 Tanks which have contained hydrogen peroxide solutions may be reused for other cargoes after they have been cleaned by persons or companies approved for this purpose by the competent authority;
  - .3 In the design of the cargo tanks, efforts must be made to keep to a minimum any internal tank structure, to ensure free draining, no entrapment and ease of visual inspection.
- (j) Procedures for inspection, cleaning, passivation and loading for the transport of hydrogen peroxide solutions with a concentration of 8 to 60 per cent in cargo tanks which have previously carried other cargoes.

Before their reuse for the transport of hydrogen peroxide solutions, cargo tanks which have previously carried cargoes other than hydrogen peroxide must be inspected, cleaned and passivated. The procedures described in paragraphs .1 to .7 below for inspection and cleaning apply to stainless steel cargo tanks. The procedure for passivating stainless steel is described in paragraph 8. Failing any other instructions, all the measures apply to cargo tanks and to all their structures which have been in contact with other cargoes.

- .1 After unloading of the previous cargo, the cargo tank must be made gasfree and inspected for any remaining traces, carbon residues and rust.
- .2 The cargo tanks and their equipment must be washed with clear filtered water. The water used must be at least of the same quality as drinking water and have a low chlorine content.
- .3 Traces of the residues and vapours of the previous cargo must be removed by the steam cleaning of the cargo tanks and their equipment.

Copyright © United Nations, 2019. All rights reserved

- .4 The cargo tanks and their equipment must then be rewashed with clear water of the quality specified in paragraph 2 above and dried in filtered, oil-free air.
- .5 Samples must be taken of the atmosphere in the cargo tanks and these must be analysed for their content of organic gases and oxygen.
- .6 The cargo tank must be reinspected for any traces of the previous cargo, carbon residues or rust or odours of the previous cargo.
- .7 If the inspection and the other measures point to the presence of traces of the previous cargo or of its gases, the measures described in paragraphs .2 to .4 above must be repeated.
- .8 Stainless steel cargo tanks and their structures which have contained cargoes other than hydrogen peroxide solutions and which have been repaired must, regardless of whether or not they have previously been passivated, be cleaned and passivated in accordance with the following procedure:
  - .8.1 The new weld seams and other repaired parts must be cleaned and scrubbed with stainless steel brushes, graving tools, sandpaper and polishers. Rough surfaces must be made smooth and a final polishing must be carried out;
  - .8.2 Fatty and oily residues must be removed with the use of organic solvents or appropriate cleaning products diluted with water. The use of chlorinated products shall be avoided because these might seriously interfere with the passivation procedure;
  - .8.3 Any residues that have been removed must be eliminated and the tanks must then be washed.
- (k) During the transfer of the hydrogen peroxide solutions, the related piping system must be separated from all other systems. Loading and unloading piping used for the transfer of hydrogen peroxide solutions must be marked as follows:

“For Hydrogen Peroxide  
Solution Transfer only”
- (l) If the temperature in the cargo tanks rises above 35 °C, visible and audible alarms shall activate in the wheelhouse.

**Master**

- (m) If the temperature rise exceeds 4 °C for 2 hours or if the temperature in the cargo tanks exceeds 40 °C, the master must contact the consignor directly, with a view to taking any action that might be necessary.

Copyright © United Nations, 2019. All rights reserved

***Filler***

- (n) Hydrogen peroxide solutions must be stabilized to prevent decomposition. The manufacturer must provide a stabilization certificate which must be carried on board and must specify:
    - .1 The disintegration date of the stabilizer and the duration of its effectiveness;
    - .2 Actions to be taken should the product become unstable during the voyage.
  - (o) Only those hydrogen peroxide solutions which have a maximum decomposition rate of 1.0 per cent per year at 25 °C may be carried. A certificate from the filler stating that the product meets this standard must be presented to the master and kept on board. An authorized representative of the manufacturer must be on board to monitor the loading operations and to test the stability of the hydrogen peroxide solutions to be transported. He shall certify to the master that the cargo has been loaded in a stable condition.
34. For type N carriage, the flanges and stuffing boxes of the loading and unloading piping must be fitted with a protection device to protect against splashing.
35. Only an indirect system for the cargo refrigerating system is permitted for this substance. Direct or combined systems are not permitted.
36. Merged with remark 35.
37. For this substance, the cargo tank system shall be capable of resisting the vapour pressure of the cargo at higher ambient temperatures whatever the system that has been adopted for treating the boil-off gas.
38. For an initial boiling point above 60 °C and under or equal to 85 °C as determined in accordance with ASTM D 86-01, the applicable conditions of transport are identical to those stipulated for an initial boiling point under or equal to 60 °C.
39. (a) The joints, outlets, closing devices and other technical equipment shall be of such a sort that there cannot be any leakage of carbon dioxide during normal transport operations (cold, fracturing of materials, freezing of fixtures, run-off outlets etc.).
- (b) The loading temperature (at the loading station) shall be mentioned in the transport document.
- (c) An oxygen meter shall be kept on board, together with instructions on its use which can be read by everyone on board. The oxygen meter shall be used as a testing device when entering holds, pump rooms, areas situated at depth and when work is being carried out on board.

Copyright © United Nations, 2019. All rights reserved

- (d) At the entry of accommodation and in other places where the crew may spend time there shall be a measuring device which lets off an alarm when the oxygen level is too low or when the CO<sub>2</sub> level is too high.
  - (e) The loading temperature (established after loading) and the maximum duration of the journey shall be mentioned in the transport document.
40. *(Deleted)*
41. n-BUTYLBENZENE is assigned to the entry UN No. 2709 BUTYLBENZENES (n-BUTYLBENZENE).
42. Loading of refrigerated liquefied gases shall be carried out in such a manner as to ensure that unsatisfactory temperature gradients do not occur in any cargo tank, piping or other ancillary equipment. When determining the holding time (as described in 7.2.4.16.17), it shall be assured that the degree of filling does not exceed 98% in order to prevent the safety valves from opening when the tank is in liquid full condition. When refrigerated liquefied gases are carried using a system according to 9.3.1.24.1 (b) or 9.3.1.24.1 (c), a refrigeration system is not required.
43. It may be that the mixture has been classified as a floater as a precautionary measure, because some of its components meet the relevant criteria.
44. A substance shall only be assigned to this entry where there is measurement data or verified information in accordance with IEC 60079-20-1 or equivalent that allows for an assignment to subgroup II B3 of explosion group II B.

### 3.2.3.2

### *Table C*

Copyright © United Nations, 2019. All rights reserved

UN No. or substance identification No.	Name and description	Class	Classification code	Packing group	Dangers	Type of tank vessel	Cargo tank design	Cargo tank type	Cargo tank equipment	Opening pressure of the pressure relief valve/high velocity vent valve, in kPa	Maximum degree of filling in %	Relative density at 20 °C	Type of sampling device	Pump room below deck permitted	Temperature class	Explosion group	Anti-explosion protection required	Equipment required	Number of cones/blue lights	Additional requirements/Remarks
(1)	(2)	(3a)	(3b)	(4)	(5)	(6)	(7)	(8)	(9)	(10)	(11)	(12)	(13)	(14)	(15)	(16)	(17)	(18)	(19)	(20)
1005	AMMONIA, ANHYDROUS	2	2TC		2.3+8+2.1+NI	G	1	1	3		91		1	no	T1 <sup>(2)</sup>	II A	yes	PP, EP, EX, TOX, A	2	1; 2; 31
1010	1,2-BUTADIENE, STABILIZED	2	2F		2.1+unst.	G	1	1			91		1	no	T2 <sup>(2)</sup>	II B <sup>(4)</sup>	yes	PP, EX, A	1	2; 3; 31
1010	1,3-BUTADIENE, STABILIZED	2	2F		2.1+unst.+CMR	G	1	1			91		1	no	T2 <sup>(2)</sup>	II B	yes	PP, EP, EX, TOX, A	1	2; 3; 31
1010	BUTADIENES STABILIZED or BUTADIENES AND HYDROCARBON MIXTURE, STABILIZED, having a vapour pressure at 70 °C not exceeding 1.1 MPa (11 bar) and a density at 50 °C not lower than 0.525 kg/l (contains less than 0.1% 1.3-butadiene)	2	2F		2.1+unst.	G	1	1			91		1	no	T2 <sup>(2)</sup>	II B <sup>(4)</sup> (II B2 <sup>(5)</sup> )	yes	PP, EX, A	1	2; 3; 31
1010	BUTADIENES, STABILIZED or BUTADIENES AND HYDROCARBON MIXTURE, STABILIZED, having a vapour pressure at 70° C not exceeding 1.1 MPa (11 bar) and a density at 50° C not lower than 0.525 kg/l (with 0.1% or more 1.3-butadiene)	2	2F		2.1+unst.+CMR	G	1	1			91		1	no	T2 <sup>(2)</sup>	II B <sup>(4)</sup> (II B2 <sup>(5)</sup> )	yes	PP, EP, EX, TOX, A	1	2; 3; 31
1011	BUTANE (contains less than 0.1% 1.3-butadiene)	2	2F		2.1	G	1	1			91		1	no	T2 <sup>(2)</sup>	II A	yes	PP, EX, A	1	2; 31
1011	BUTANE (with 0.1% or more 1.3-butadiene)	2	2F		2.1+CMR	G	1	1			91		1	no	T2 <sup>(2)</sup>	II A	yes	PP, EP, EX, TOX, A	1	2; 31
1012	1-BUTYLENE	2	2F		2.1	G	1	1			91		1	no	T2 <sup>(2)</sup>	II A	yes	PP, EX, A	1	2; 31
1020	CHLOROPENTAFLUOROETHANE (REFRIGERANT GAS R 115)	2	2A		2.2	G	1	1			91		1	no			no	PP	0	31
1030	1,1-DIFLUOROETHANE (REFRIGERANT GAS R 152a)	2	2F		2.1	G	1	1			91		1	no	T1 <sup>(2)</sup>	II A	yes	PP, EX, A	1	2; 31



Copyright © United Nations, 2019. All rights reserved

UN No. or substance identification No.	Name and description	Class	Classification code	Packing group	Dangers	Type of tank vessel	Cargo tank design	Cargo tank type	Cargo tank equipment	Opening pressure of the pressure relief valve/high velocity vent valve, in kPa	Maximum degree of filling in %	Relative density at 20 °C	Type of sampling device	Pump room below deck permitted	Temperature class	Explosion group	Anti-explosion protection required	Equipment required	Number of cones/blue lights	Additional requirements/Remarks
(1)	(2)	(3a)	(3b)	(4)	(5)	(6)	(7)	(8)	(9)	(10)	(11)	(12)	(13)	(14)	(15)	(16)	(17)	(18)	(19)	(20)
1033	DIMETHYL ETHER	2	2F		2.1	G	1	1			91		1	no	T3	II B (II B2)	yes	PP, EX, A	1	2; 31
1038	ETHYLENE, REFRIGERATED LIQUID	2	3F		2.1	G	1	1	1		95		1	no	T1 <sup>(2)</sup>	II B (II B3)	yes	PP, EX, A	1	2; 31; 42
1040	ETHYLENE OXIDE WITH NITROGEN up to a total pressure of 1 MPa (10 bar) at 50 °C	2	2TF		2.3+2.1	G	1	1			91		1	no	T2 <sup>(2)</sup>	II B (II B3)	yes	PP, EP, EX, TOX, A	2	2; 3; 11; 31; 35
1055	ISOBUTYLENE	2	2F		2.1	G	1	1			91		1	no	T2 <sup>(1), (2)</sup>	II A	yes	PP, EX, A	1	2; 31
1063	METHYL CHLORIDE (REFRIGERANT GAS R 40)	2	2F		2.1	G	1	1			91		1	no	T1 <sup>(2)</sup>	II A	yes	PP, EX, A	1	2; 31
1077	PROPYLENE	2	2F		2.1	G	1	1			91		1	no	T1 <sup>(2)</sup>	II A	yes	PP, EX, A	1	2; 31
1083	TRIMETHYLAMINE, ANHYDROUS	2	2F		2.1	G	1	1			91		1	no	T4	II A	yes	PP, EX, A	1	2; 31
1086	VINYL CHLORIDE, STABILIZED	2	2F		2.1+unst.	G	1	1			91		1	no	T2 <sup>(2)</sup>	II A	yes	PP, EX, A	1	2; 3; 13; 31
1088	ACETAL	3	F1	II	3	N	2	2		10	97	0.83	3	yes	T3	II B <sup>(4)</sup>	yes	PP, EX, A	1	
1089	ACETALDEHYDE (ethanal)	3	F1	I	3+N3	C	1	1			95	0.78	1	yes	T4	II A	yes	PP, EX, A	1	35
1090	ACETONE	3	F1	II	3	N	2	2		10	97	0.79	3	yes	T1 <sup>(2)</sup>	II A	yes	PP, EX, A	1	
1092	ACROLEINE, STABILIZED	6.1	TF1	I	6.1+3+unst.+ N1	C	2	2	3	50	95	0.84	1	no	T3 <sup>(2)</sup>	II B (II B3)	yes	PP, EP, EX, TOX, A	2	2; 3; 5; 23
1093	ACRYLONITRILE, STABILIZED	3	FT1	I	3+6.1+unst.+ N2+CMR	C	2	2	3	50	95	0.8	1	no	T1 <sup>(2)</sup>	II B (II B2)	yes	PP, EP, EX, TOX, A	2	3; 5; 23
1098	ALLYL ALCOHOL	6.1	TF1	I	6.1+3+N1	C	2	2		40	95	0.85	1	no	T2 <sup>(2)</sup>	II B (II B3)	yes	PP, EP, EX, TOX, A	2	
1100	ALLYL CHLORIDE	3	FT1	I	3+6.1+N1	C	2	2	3	50	95	0.94	1	no	T2 <sup>(2)</sup>	II A	yes	PP, EP, EX, TOX, A	2	23
1105	PENTANOLS (n- PENTANOL)	3	F1	III	3	N	3	2			97	0.81	3	yes	T2 <sup>(2)</sup>	II A	yes	PP, EX, A	0	
1106	AMYLAMINE (n-AMYLAMINE)	3	FC	II	3+8	C	2	2		40	95	0.76	2	yes	T4 <sup>(3)</sup>	II A <sup>(7)</sup>	yes	PP, EP, EX, A	1	

Copyright © United Nations, 2019. All rights reserved

UN No. or substance identification No.	Name and description	Class	Classification code	Packing group	Dangers	Type of tank vessel	Cargo tank design	Cargo tank type	Cargo tank equipment	Opening pressure of the pressure relief valve/high velocity vent valve, in kPa	Maximum degree of filling in %	Relative density at 20 °C	Type of sampling device	Pump room below deck permitted	Temperature class	Explosion group	Anti-explosion protection required	Equipment required	Number of cones/blue lights	Additional requirements/Remarks
(1)	(2)	(3a)	(3b)	(4)	(5)	(6)	(7)	(8)	(9)	(10)	(11)	(12)	(13)	(14)	(15)	(16)	(17)	(18)	(19)	(20)
1107	AMYL CHLORIDES (1-CHLOROPENTANE)	3	F1	II	3	C	2	2		40	95	0.88	2	yes	T3	II A	yes	PP, EX, A	1	
1107	AMYL CHLORIDES (1-CHLORO-3-METHYLBUTANE)	3	F1	II	3	C	2	2		45	95	0.89	2	yes	T3	II A	yes	PP, EX, A	1	
1107	AMYL CHLORIDES (2-CHLORO-2-METHYLBUTANE)	3	F1	II	3	C	2	2		50	95	0.87	2	yes	T2 <sup>13)</sup>	II A	yes	PP, EX, A	1	
1107	AMYL CHLORIDES (1-CHLORO-2,2-DIMETHYL-PROPANE)	3	F1	II	3	C	2	2		50	95	0.87	2	yes	T3 <sup>2)</sup>	II A	yes	PP, EX, A	1	
1107	AMYL CHLORIDES	3	F1	II	3	C	1	1			95	0.9	1	yes	T3 <sup>2)</sup>	II A	yes	PP, EX, A	1	27
1108	1-PENTENE (n-AMYLENE)	3	F1	I	3+N3	N	1	1			97	0.64	1	yes	T3	II B <sup>4)</sup>	yes	PP, EX, A	1	
1114	BENZENE	3	F1	II	3+N3+CMR	C	2	2	3	50	95	0.88	2	yes	T1 <sup>12)</sup>	II A	yes	PP, EP, EX, TOX, A	1	6; +10 °C; 17; 23
1120	BUTANOLS (tert- BUTYLALCOHOL)	3	F1	II	3	N	2	2	2	10	97	0.79	3	yes	T1 <sup>12)</sup>	II A <sup>7)</sup>	yes	PP, EX, A	1	7; 17
1120	BUTANOLS (sec-BUTYLALCOHOL)	3	F1	III	3	N	3	2			97	0.81	3	yes	T2 <sup>12)</sup>	II A	yes	PP, EX, A	0	
1120	BUTANOLS (n- BUTYL ALCOHOL)	3	F1	III	3	N	3	2			97	0.81	3	yes	T2 <sup>13)</sup>	II B (II B2)	yes	PP, EX, A	0	
1123	BUTYL ACETATES (sec-BUTYLACETATE)	3	F1	II	3	N	2	2		10	97	0.86	3	yes	T2 <sup>12)</sup>	II A <sup>7)</sup>	yes	PP, EX, A	1	
1123	BUTYL ACETATES (n-BUTYL ACETATE)	3	F1	III	3+N3	N	3	2			97	0.86	3	yes	T2 <sup>12)</sup>	II A	yes	PP, EX, A	0	
1125	n-BUTYLAMINE	3	FC	II	3+8+N3	C	2	2	3	50	95	0.75	2	yes	T2 <sup>13)</sup>	II A	yes	PP, EP, EX, A	1	23
1127	CHLOROBUTANES (1-CHLOROBUTANE)	3	F1	II	3	C	2	2	3	50	95	0.89	2	yes	T3	II A	yes	PP, EX, A	1	23
1127	CHLOROBUTANES (2-CHLOROBUTANE)	3	F1	II	3	C	2	2	3	50	95	0.87	2	yes	T3	II A	yes	PP, EX, A	1	23

Copyright © United Nations, 2019. All rights reserved

Name and description	Class	Classification code	Packing group	Dangers	Type of tank vessel	Cargo tank design	Cargo tank type	Cargo tank equipment	Opening pressure of the pressure relief valve/high velocity vent valve, in kPa	Maximum degree of filling in %	Relative density at 20 °C	Type of sampling device	Pump room below deck permitted	Temperature class	Explosion group	Anti-explosion protection required	Equipment required	Number of cones/blue lights	Additional requirements/Remarks
(1)	(3a)	(3b)	(4)	(5)	(6)	(7)	(8)	(9)	(10)	(11)	(12)	(13)	(14)	(15)	(16)	(17)	(18)	(19)	(20)
1127 CHLOROBUTANES (1-CHLORO-2-METHYLPROPANE)	3	F1	II	3	C	2 2	2 2	3	50	95	0.88	2	yes	T3	II A	yes	PP, EX, A	1	23
1127 CHLOROBUTANES (2-CHLORO-2-METHYLPROPANE)	3	F1	II	3	C	2 2	2 2	3	50	95	0.84	2	yes	T1 <sup>12)</sup>	II A	yes	PP, EX, A	1	23
1127 CHLOROBUTANES	3	F1	II	3	C	1	1			95	0.89	1	yes	T4 <sup>3)</sup>	II A	yes	PP, EX, A	1	27
1129 BUTYRALDEHYDE (n-BUTYRALDEHYDE)	3	F1	II	3+N3	C	2 2	2 2	3	50	95	0.8	2	yes	T4	II A	yes	PP, EX, A	1	15; 23
1131 CARBON DISULPHIDE	3	FT1	I	3+6.1+N2	C	2 2	2 2	3	50	95	1.26	1	no	T6	II C	yes	PP, EP, EX, TOX, A	2	2; 9; 23
1134 CHLOROBENZENE (phenyl chloride)	3	F1	III	3+N2+S	C	2 2	2 2		30	95	1.11	2	yes	T1 <sup>12)</sup>	II A <sup>8)</sup>	yes	PP, EX, A	0	
1135 ETHYLENE CHLOROHYDRIN (2-CHLOROETHANOL)	6.1	TF1	I	6.1+3+N3	C	2 2	2 2		30	95	1.21	1	no	T2 <sup>12)</sup>	II A <sup>8)</sup>	yes	PP, EP, EX, TOX, A	2	
1143 CROTONALDEHYDE, STABILIZED	6.1	TF1	I	6.1+3+unst.+N1	C	2 2	2 2		40	95	0.85	1	no	T3	II B (II B2)	yes	PP, EP, EX, TOX, A	2	3; 5; 15
1145 CYCLOHEXANE	3	F1	II	3+N1	C	2 2	2 2	3	50	95	0.78	2	yes	T3	II A	yes	PP, EX, A	1	6; +11 °C; 17
1146 CYCLOPENTANE	3	F1	II	3+N2	N	2 3	2 3		10	97	0.75	3	yes	T2 <sup>12)</sup>	II A	yes	PP, EX, A	1	
1148 DIACETONE ALCOHOL	3	F1	III	3	N	3 2	2 2			97	0.93	3	yes	T1 <sup>12)</sup>	II A	yes	PP, EX, A	0	
1150 1,2-DICHLOROETHYLENE (cis-1,2-DICHLOROETHYLENE)	3	F1	II	3+N2	C	2 2	2 2	3	50	95	1.28	2	yes	T2 <sup>11, 12)</sup>	II A	yes	PP, EX, A	1	23
1150 1,2-DICHLOROETHYLENE (trans-1,2-DICHLOROETHYLENE)	3	F1	II	3+N2	C	2 2	2 2	3	50	95	1.26	2	yes	T2 <sup>12)</sup>	II A	yes	PP, EX, A	1	23
1153 ETHYLENE GLYCOL DIETHYL ETHER	3	F1	III	3	N	3 2	2 2			97	0.84	3	yes	T4	II B (II B2)	yes	PP, EX, A	0	
1154 DIETHYLAMINE	3	FC	II	3+8+N3	C	2 2	2 2	3	50	95	0.7	2	yes	T2 <sup>12)</sup>	II A	yes	PP, EP, EX, A	1	23
1155 DIETHYL ETHER	3	F1	I	3	C	1	1			95	0.71	1	yes	T4	II B (II B1)	yes	PP, EX, A	1	

Copyright © United Nations, 2019. All rights reserved

UN No. or substance identification No.	Name and description	Class	Classification code	Packing group	Dangers	Type of tank vessel	Cargo tank design	Cargo tank type	Cargo tank equipment	Opening pressure of the pressure relief valve/high velocity vent valve, in kPa	Maximum degree of filling in %	Relative density at 20 °C	Type of sampling device	Pump room below deck permitted	Temperature class	Explosion group	Anti-explosion protection required	Equipment required	Number of cones/blue lights	Additional requirements/Remarks
(1)	(2)	(3a)	(3b)	(4)	(5)	(6)	(7)	(8)	(9)	(10)	(11)	(12)	(13)	(14)	(15)	(16)	(17)	(18)	(19)	(20)
1157	DIISOBUTYL KETONE	3	F1	III	3+N3+F	N	3	3			97	0.81	3	yes	T2 <sup>(2)</sup>	II B <sup>(4)</sup>	yes	PP, EX, A	0	
1159	DIISOPROPYL ETHER	3	F1	II	3+N2	C	2	2	3	50	95	0.72	2	yes	T2 <sup>(2)</sup>	II A	yes	PP, EX, A	1	
1160	DIMETHYLAMINE AQUEOUS SOLUTION	3	FC	II	3+8+N3	C	2	2	3	50	95	0.82	2	yes	T2 <sup>(2)</sup>	II A	yes	PP, EP, EX, A	1	23
1163	DIMETHYLHYDRAZINE, UNSYMMETRICAL	6.1	TFC	I	6.1+3+8+N2+CMR	C	2	2	3	50	95	0.78	1	no	T3	II B	yes	PP, EP, EX, TOX, A	2	23
1165	DIOXANE	3	F1	II	3	N	2	2		10	97	1.03	3	yes	T2 <sup>(2)</sup>	II B (II B3)	yes	PP, EX, A	1	6; +14 °C; 17
1167	DIVINYL ETHER, STABILIZED	3	F1	I	3+unst.	C	1	1			95	0.77	1	yes	T2 <sup>(2)</sup>	II B	yes	PP, EX, A	1	2; 3
1170	ETHANOL (ETHYL ALCOHOL) or ETHANOL SOLUTION (ETHYL ALCOHOL SOLUTION), aqueous solution with more than 70% alcohol by volume	3	F1	II	3	N	2	2		10	97	0.79 - 0.87	3	yes	T2 <sup>(2)</sup>	II B (II B1)	yes	PP, EX, A	1	
1170	ETHANOL SOLUTION (ETHYL ALCOHOL SOLUTION), aqueous solution with more than 24% and not more than 70% alcohol by volume	3	F1	III	3	N	3	2			97	0.87 - 0.96	3	yes	T2 <sup>(2)</sup>	II B (II B1 <sup>(4)</sup> )	yes	PP, EX, A	0	
1171	ETHYLENE GLYCOL MONOETHYL ETHER	3	F1	III	3+CMR	N	2	3	3	10	97	0.93	3	yes	T3	II B (II B2)	yes	PP, EP, EX, TOX, A	0	
1172	ETHYLENE GLYCOL MONOETHYL ETHER ACETATE	3	F1	III	3+N3+CMR	N	2	3	3	10	97	0.98	3	yes	T2 <sup>(2)</sup>	II A	yes	PP, EP, EX, TOX, A	0	
1173	ETHYL ACETATE	3	F1	II	3	N	2	2		10	97	0.9	3	yes	T1 <sup>(2)</sup>	II A	yes	PP, EX, A	1	
1175	ETHYLBENZENE	3	F1	II	3+N3	N	2	2		10	97	0.87	3	yes	T2 <sup>(2)</sup>	II A	yes	PP, EX, A	1	
1177	2-ETHYLBUTYL ACETATE	3	F1	III	3	N	3	2			97	0.88	3	yes	T3	II A <sup>(7)</sup>	yes	PP, EX, A	0	
1179	ETHYL BUTYL ETHER (ETHYL tert-BUTYL ETHER)	3	F1	II	3+N3	N	2	2		10	97	0.74	3	yes	T2 <sup>(2)</sup>	II B <sup>(4)</sup>	yes	PP, EX, A	1	
1184	ETHYLENE DICHLORIDE (1,2-dichloroethane)	3	FT1	II	3+6.1+CMR	C	2	2		50	95	1.25	2	no	T2 <sup>(2)</sup>	II A	yes	PP, EP, EX, TOX, A	2	
1188	ETHYLENE GLYCOL MONOMETHYL ETHER	3	F1	III	3+CMR	N	2	3	3	10	97	0.97	3	yes	T3	II B (II B2)	yes	PP, EP, EX, TOX, A	0	

Copyright © United Nations, 2019. All rights reserved

UN No. or substance identification No.	Name and description	Class	Classification code	Packing group	Dangers	Type of tank vessel	Cargo tank design	Cargo tank type	Cargo tank equipment	Opening pressure of the pressure relief valve/high velocity vent valve, in kPa	Maximum degree of filling in %	Relative density at 20 °C	Type of sampling device	Pump room below deck permitted	Temperature class	Explosion group	Anti-explosion protection required	Equipment required	Number of cones/blue lights	Additional requirements/Remarks
(1)	(2)	(3a)	(3b)	(4)	(5)	(6)	(7)	(8)	(9)	(10)	(11)	(12)	(13)	(14)	(15)	(16)	(17)	(18)	(19)	(20)
1191	OCTYL ALDEHYDES (2-ETHYLCAPRONALDEHYDE)	3	F1	III	3+N3+F	C	2	2		30	95	0.82	2	yes	T4	II A <sup>7)</sup>	yes	PP, EX, A	0	
1191	OCTYL ALDEHYDES (n-OCTALDEHYDE)	3	F1	III	3+N3+F	N	3	3			97	0.82	3	yes	T3	II A	yes	PP, EX, A	0	
1193	ETHYL METHYL KETONE (METHYL ETHYL KETONE)	3	F1	II	3	N	2	2		10	97	0.8	3	yes	T1 <sup>12)</sup>	II A	yes	PP, EX, A	1	
1198	FORMALDEHYDE SOLUTION, FLAMMABLE	3	FC	III	3+8+N3	N	3	2			97	1.09	3	yes	T2 <sup>12)</sup>	II B	yes	PP, EP, EX, A	0	34
1199	FURALDEHYDES (a-FURALDEHYDE) or FURFURALDEHYDES (a-FURFURYLALDEHYDE)	6.1	TF1	II	6.1+3	C	2	2		25	95	1.16	2	no	T3 <sup>2)</sup>	II B (II B1)	yes	PP, EP, EX, TOX, A	2	15
1202	GAS OIL or DIESEL FUEL or HEATING OIL, LIGHT (flash-point not more than 60 °C)	3	F1	III	3+(N1, N2, N3, CMR, F or S)	*	*	*	*	*	*	<0.85	*	yes			no	*	0	*see 3.2.3.3
1202	GAS OIL complying with standard EN 590:2013 + A1:2017 or DIESEL FUEL or HEATING OIL, LIGHT with flash-point as specified in EN 590:2013 + A1:2017	3	F1	III	3+N2+F	N	4	3			97	0.82 - 0.85	3	yes			no	PP	0	
1202	GAS OIL or DIESEL FUEL or HEATING OIL, LIGHT (flash-point more than 60 °C but not more than 100 °C)	3	F1	III	3+(N1, N2, N3, CMR, F or S)	*	*	*	*	*	*	<1,1	*	yes			no	*	0	*see 3.2.3.3
1203	MOTOR SPIRIT or GASOLINE or PETROL	3	F1	II	3+N2+CMR+F	N	2	3	3	10	97	0.68 - 0.72 <sup>10)</sup>	3	yes	T3	II A	yes	PP, EP, EX, TOX, A	1	
1203	MOTOR SPIRIT or GASOLINE or PETROL, WITH MORE THAN 10% BENZENE	3	F1	II	3+N2+CMR+F	C	*	*	*	*	*	*	*	yes	T3	II A	yes	*	1	*see 3.2.3.3
1203	MOTOR SPIRIT or GASOLINE or PETROL, WITH MORE THAN 10% BENZENE BOILING POINT ≤ 60 °C	3	F1	II	3+N2+CMR+F	C	1	1			95		1	yes	T3	II A	yes	PP, EP, EX, TOX, A	1	29

Copyright © United Nations, 2019. All rights reserved

UN No. or substance identification No.	Name and description	Class	Classification code	Packing group	Dangers	Type of tank vessel	Cargo tank design	Cargo tank type	Cargo tank equipment	Opening pressure of the pressure relief valve/high velocity vent valve, in kPa	Maximum degree of filling in %	Relative density at 20 °C	Type of sampling device	Pump room below deck permitted	Temperature class	Explosion group	Anti-explosion protection required	Equipment required	Number of cones/blue lights	Additional requirements/Remarks
(1)	(2)	(3a)	(3b)	(4)	(5)	(6)	(7)	(8)	(9)	(10)	(11)	(12)	(13)	(14)	(15)	(16)	(17)	(18)	(19)	(20)
1203	MOTOR SPIRIT or GASOLINE or PETROL WITH MORE THAN 10% BENZENE 60 °C < BOILING POINT ≤ 85 °C	3	F1	II	3+N2+CMR+ F	C	2	2	3	50	95		2	yes	T3	II A	yes	PP, EP, EX, TOX, A	1	23; 29
1203	MOTOR SPIRIT or GASOLINE or PETROL WITH MORE THAN 10% BENZENE 85 °C < BOILING POINT ≤ 115 °C	3	F1	II	3+N2+CMR+ F	C	2	2		50	95		2	yes	T3	II A	yes	PP, EP, EX, TOX, A	1	29
1203	MOTOR SPIRIT or GASOLINE or PETROL WITH MORE THAN 10% BENZENE BOILING POINT > 115 °C	3	F1	II	3+N2+CMR+ F	C	2	2		35	95		2	yes	T3	II A	yes	PP, EP, EX, TOX, A	1	29
1206	HEPTANES	3	F1	II	3+N1	C	2	2	3	50	95	0.67 – 0.70	2	yes	T3	II A	yes	PP, EX, A	1	
1208	HEXANES	3	F1	II	3+N2	N	2	3		50	97	0.65 – 0.70	2	yes	T3	II A	yes	PP, EX, A	1	
1208	HEXANES	3	F1	II	3+N2	N	2	3	3	10	97	0.65 – 0.70	2	yes	T3	II A	yes	PP, EX, A	1	
1212	ISOBUTANOL or ISOBUTYL ALCOHOL	3	F1	III	3	N	3	2			97	0.8	3	yes	T2 <sup>(13)</sup>	II A	yes	PP, EX, A	0	
1213	ISOBUTYLACETATE	3	F1	II	3+N3	N	2	2		10	97	0.87	3	yes	T2 <sup>(13)</sup>	II A <sup>(7)</sup>	yes	PP, EX, A	1	
1214	ISOBUTYLAMINE	3	FC	II	3+8+N3	C	2	2	3	50	95	0.73	2	yes	T2 <sup>(13)</sup>	II A <sup>(7)</sup>	yes	PP, EP, EX, A	1	23
1216	ISOOCTENES	3	F1	II	3+N2	N	2	3		10	97	0.73	3	yes	T3	II B <sup>(4)</sup>	yes	PP, EX, A	1	
1218	ISOPRENE, STABILIZED	3	F1	I	3+unst.+N2+ CMR	N	1	1			95	0.68	1	yes	T3	II B (II B2)	yes	PP, EP, EX, TOX, A	1	2; 3; 5; 16
1219	ISOPROPANOL or ISOPROPYL ALCOHOL	3	F1	II	3	N	2	2		10	97	0.78	3	yes	T2 <sup>(12)</sup>	II A	yes	PP, EX, A	1	
1220	ISOPROPYLE ACETATE	3	F1	II	3	N	2	2		10	97	0.88	3	yes	T2 <sup>(12)</sup>	II A <sup>(7)</sup>	yes	PP, EX, A	1	
1221	ISOPROPYLAMINE	3	FC	I	3+8+N3	C	1	1			95	0.69	1	yes	T2 <sup>(12)</sup>	II A <sup>(7)</sup>	yes	PP, EP, EX, A	1	
1223	KEROSENE	3	F1	III	3+N2+F	N	3	3			97	≤ 0.83	3	yes	T3	II A <sup>(7)</sup>	yes	PP, EX, A	0	14

Copyright © United Nations, 2019. All rights reserved

UN No. or substance identification No.	Name and description	Class	Classification code	Packing group	Dangers	Type of tank vessel	Cargo tank design	Cargo tank type	Cargo tank equipment	Opening pressure of the pressure relief valve/high velocity vent valve, in kPa	Maximum degree of filling in %	Relative density at 20 °C	Type of sampling device	Pump room below deck permitted	Temperature class	Explosion group	Anti-explosion protection required	Equipment required	Number of cones/blue lights	Additional requirements/Remarks
(1)	(2)	(3a)	(3b)	(4)	(5)	(6)	(7)	(8)	(9)	(10)	(11)	(12)	(13)	(14)	(15)	(16)	(17)	(18)	(19)	(20)
1224	KETONES, LIQUID, N.O.S.	3	F1	II	3+(N1, N2, N3, CMR, F or S)	*	*	*	*	*	*		*	yes	T4 <sup>3)</sup>	II B <sup>4)</sup>	yes	*	1	14; 27; 29; 44 *see 3.2.3.3
1224	KETONES, LIQUID, N.O.S.	3	F1	II	3+(N1, N2, N3, CMR, F or S)	*	*	*	*	*	*		*	yes	T4 <sup>3)</sup>	II B <sup>4)</sup> (II B3)	yes	*	1	14; 27; 29; 44 *see 3.2.3.3
1224	KETONES, LIQUID, N.O.S.	3	F1	III	3+(N1, N2, N3, CMR, F or S)	*	*	*	*	*	*		*	yes	T4 <sup>3)</sup>	II B <sup>4)</sup>	yes	*	0	14; 27 *see 3.2.3.3
1224	KETONES, LIQUID, N.O.S.	3	F1	III	3+(N1, N2, N3, CMR, F or S)	*	*	*	*	*	*		*	yes	T4 <sup>3)</sup>	II B <sup>4)</sup> (II B3)	yes	*	0	14; 27; 44 *see 3.2.3.3
1229	MESITYL OXYDE	3	F1	III	3	N	3	2			97	0.85	3	yes	T2 <sup>12)</sup>	II A	yes	PP, EX, A	0	
1230	METHANOL	3	FT1	II	3+6.1	N	2	2	3	50	95	0.79	2	yes	T2 <sup>12)</sup>	II A	yes	PP, EP, EX, TOX, A	2	23
1231	METHYL ACETATE	3	F1	II	3	N	2	2		10	97	0.93	3	yes	T1 <sup>12)</sup>	II A	yes	PP, EX, A	1	
1235	METHYLAMINE, AQUEOUS SOLUTION	3	FC	II	3+8+N3	C	2	2		50	95		2	yes	T2 <sup>12)</sup>	II A	yes	PP, EP, EX, A	1	
1243	METHYL FORMATE	3	F1	I	3	C	1	1			95	0.97	1	yes	T2 <sup>12)</sup>	II A	yes	PP, EX, A	1	
1244	METHYLHYDRAZINE	6.1	TPC	I	6.1+3+8	C	2	2		45	95	0.88	1	no	T4	II C <sup>5)</sup>	yes	PP, EP, EX, TOX, A	2	
1245	METHYL ISOBUTYL KETONE	3	F1	II	3	N	2	2		10	97	0.8	3	yes	T1 <sup>12)</sup>	II A	yes	PP, EX, A	1	
1247	METHYL METHACRYLATE MONOMER, STABILIZED	3	F1	II	3+unst.+N3	C	2	2		40	95	0.94	1	yes	T2 <sup>12)</sup>	II A	yes	PP, EX, A	1	3; 5; 16
1262	OCTANES	3	F1	II	3+N1	C	2	2		45	95	0.69 – 0.71	2	yes	T3	II A	yes	PP, EX, A	1	
1264	PARALDEHYDE	3	F1	III	3	N	3	2			97	0.99	3	yes	T3	II A <sup>7)</sup>	yes	PP, EX, A	0	6; +16 °C; 17
1265	PENTANES, liquid	3	F1	I	3+N2	*	*	*	*	*	*	*	*	yes	*	II A	yes	PP, EX, A	1	14; * see 3.2.3.3

Copyright © United Nations, 2019. All rights reserved

Name and description	Class	Classification code	Packing group	Dangers	Type of tank vessel	Cargo tank design	Cargo tank type	Cargo tank equipment	Opening pressure of the pressure relief valve/high velocity vent valve, in kPa	Maximum degree of filling in %	Relative density at 20 °C	Type of sampling device	Pump room below deck permitted	Temperature class	Explosion group	Anti-explosion protection required	Equipment required	Number of cones/blue lights	Additional requirements/Remarks
(1)	(3a)	(3b)	(4)	(5)	(6)	(7)	(8)	(9)	(10)	(11)	(12)	(13)	(14)	(15)	(16)	(17)	(18)	(19)	(20)
1265	3	F1	II	3+N2	*	*	*	*	*	*	*	*	yes	*	II A	yes	PP, EX, A	1	14; * see 3.2.3.3
1265	3	F1	I	3+N2	N	1	1			97	0.62	1	yes	T2 <sup>(2)</sup>	II A	yes	PP, EX, A	1	
1265	3	F1	II	3+N2	N	2	3		50	97	0.63	3	yes	T3	II A	yes	PP, EX, A	1	
1265	3	F1	II	3+N2	N	2	3	3	10	97	0.63	3	yes	T3	II A	yes	PP, EX, A	1	
1267	3	F1	I	3+(N1, N2, N3, CMR, F)	*	*	*	*	*	*		*	yes	T4 <sup>(3)</sup>	II B <sup>(4)</sup>	yes	*	1	14; * see 3.2.3.3
1267	3	F1	I	3+(N1, N2, N3, CMR, F)	*	*	*	*	*	*		*	yes	T4 <sup>(3)</sup>	II B <sup>(4)</sup>	yes	*	1	14; 44 * see 3.2.3.3
1267	3	F1	II	3+(N1, N2, N3, CMR, F)	*	*	*	*	*	*		*	yes	T4 <sup>(3)</sup>	II B <sup>(4)</sup>	yes	*	1	14; * see 3.2.3.3
1267	3	F1	III	3+(N1, N2, N3, CMR, F)	*	*	*	*	*	*		*	yes	T4 <sup>(3)</sup>	II B <sup>(4)</sup>	yes	*	0	14; * see 3.2.3.3
1267	3	F1	III	3+(N1, N2, N3, CMR, F)	*	*	*	*	*	*		*	yes	T4 <sup>(3)</sup>	II B <sup>(4)</sup>	yes	*	0	14; 44 * see 3.2.3.3
1267	3	F1	I	3+CMR+F+ (N1, N2, N3)	C	*	*	*	*	*		*	yes	T4 <sup>(3)</sup>	II B <sup>(4)</sup>	yes	*	1	* see 3.2.3.3
1267	3	F1	I	3+CMR+F+ (N1, N2, N3)	C	*	*	*	*	*		*	yes	T4 <sup>(3)</sup>	II B <sup>(4)</sup>	yes	*	1	44 * see 3.2.3.3
1267	3	F1	II	3+CMR+F+ (N1, N2, N3)	C	*	*	*	*	*		*	yes	T4 <sup>(3)</sup>	II B <sup>(4)</sup>	yes	*	1	* see 3.2.3.3
1267	3	F1	II	3+CMR+F+ (N1, N2, N3)	C	*	*	*	*	*		*	yes	T4 <sup>(3)</sup>	II B <sup>(4)</sup>	yes	*	1	44 * see 3.2.3.3



Copyright © United Nations, 2019. All rights reserved

UN No. or substance identification No.	Name and description	Class	Classification code	Packing group	Dangers	Type of tank vessel	Cargo tank design	Cargo tank type	Cargo tank equipment	Opening pressure of the pressure relief valve/high velocity vent valve, in kPa	Maximum degree of filling in %	Relative density at 20 °C	Type of sampling device	Pump room below deck permitted	Temperature class	Explosion group	Anti-explosion protection required	Equipment required	Number of cones/blue lights	Additional requirements/Remarks
(1)	(2)	(3a)	(3b)	(4)	(5)	(6)	(7)	(8)	(9)	(10)	(11)	(12)	(13)	(14)	(15)	(16)	(17)	(18)	(19)	(20)
1267	PETROLEUM CRUDE OIL WITH MORE THAN 10% BENZENE	3	F1	III	3+CMR+F+ (N1, N2, N3)	C	*	*	*	*	*		*	yes	T4 <sup>3)</sup>	II B <sup>4)</sup>	yes	*	0	*see 3.2.3.3
1267	PETROLEUM CRUDE OIL WITH MORE THAN 10% BENZENE	3	F1	III	3+CMR+F+ (N1, N2, N3)	C	*	*	*	*	*		*	yes	T4 <sup>3)</sup>	II B <sup>4)</sup> (II B3)	yes	*	0	44
1267	PETROLEUM CRUDE OIL WITH MORE THAN 10% BENZENE INITIAL BOILING POINT ≤ 60 °C	3	F1	I	3+CMR+F+ (N1, N2, N3)	C	1	1			95	1	1	yes	T4 <sup>3)</sup>	II B <sup>4)</sup>	yes	PP, EP, EX, TOX, A	1	*see 3.2.3.3
1267	PETROLEUM CRUDE OIL WITH MORE THAN 10% BENZENE INITIAL BOILING POINT ≤ 60 °C	3	F1	I	3+CMR+F+ (N1, N2, N3)	C	1	1			95	1	1	yes	T4 <sup>3)</sup>	II B <sup>4)</sup> (II B3)	yes	PP, EP, EX, TOX, A	1	29; 43; 44
1267	PETROLEUM CRUDE OIL WITH MORE THAN 10% BENZENE INITIAL BOILING POINT ≤ 60 °C	3	F1	II	3+CMR+F+ (N1, N2, N3)	C	1	1			95		1	yes	T4 <sup>3)</sup>	II B <sup>4)</sup>	yes	PP, EP, EX, TOX, A	1	29
1267	PETROLEUM CRUDE OIL WITH MORE THAN 10% BENZENE INITIAL BOILING POINT ≤ 60 °C	3	F1	II	3+CMR+F+ (N1, N2, N3)	C	1	1			95		1	yes	T4 <sup>3)</sup>	II B <sup>4)</sup> (II B3)	yes	PP, EP, EX, TOX, A	1	29; 44
1267	PETROLEUM CRUDE OIL WITH MORE THAN 10% BENZENE INITIAL BOILING POINT ≤ 60 °C	3	F1	III	3+CMR+F+ (N1, N2, N3)	C	1	1			95		1	yes	T4 <sup>3)</sup>	II B <sup>4)</sup>	yes	PP, EP, EX, TOX, A	0	29
1267	PETROLEUM CRUDE OIL WITH MORE THAN 10% BENZENE INITIAL BOILING POINT ≤ 60 °C	3	F1	III	3+CMR+F+ (N1, N2, N3)	C	1	1			95		1	yes	T4 <sup>3)</sup>	II B <sup>4)</sup> (II B3)	yes	PP, EP, EX, TOX, A	0	29; 44
1267	PETROLEUM CRUDE OIL WITH MORE THAN 10% BENZENE 60 °C < INITIAL BOILING POINT ≤ 85 °C	3	F1	II	3+CMR+F+ (N1, N2, N3)	C	2	2	3	50	95		2	yes	T4 <sup>3)</sup>	II B <sup>4)</sup>	yes	PP, EP, EX, TOX, A	1	23; 29; 38
1267	PETROLEUM CRUDE OIL WITH MORE THAN 10% BENZENE 60 °C < INITIAL BOILING POINT ≤ 85 °C	3	F1	II	3+CMR+F+ (N1, N2, N3)	C	2	2	3	50	95		2	yes	T4 <sup>3)</sup>	II B <sup>4)</sup> (II B3)	yes	PP, EP, EX, TOX, A	1	23; 29; 38; 44

Copyright © United Nations, 2019. All rights reserved

UN No. or substance identification No.	Name and description	Class	Classification code	Packing group	Dangers	Type of tank vessel	Cargo tank design	Cargo tank type	Cargo tank equipment	Opening pressure of the pressure relief valve/high velocity vent valve, in kPa	Maximum degree of filling in %	Relative density at 20 °C	Type of sampling device	Pump room below deck permitted	Temperature class	Explosion group	Anti-explosion protection required	Equipment required	Number of cones/blue lights	Additional requirements/Remarks
(1)	(2)	(3a)	(3b)	(4)	(5)	(6)	(7)	(8)	(9)	(10)	(11)	(12)	(13)	(14)	(15)	(16)	(17)	(18)	(19)	(20)
1267	PETROLEUM CRUDE OIL WITH MORE THAN 10% BENZENE 60 °C < INITIAL BOILING POINT ≤ 85 °C	3	F1	III	3+CMR+F+ (N1, N2, N3)	C	2	2	3	50	95		2	yes	T4 <sup>3)</sup>	II B <sup>4)</sup> (II B3)	yes	PP, EP, EX, TOX, A	0	23; 29; 38
1267	PETROLEUM CRUDE OIL WITH MORE THAN 10% BENZENE 60 °C < INITIAL BOILING POINT ≤ 85 °C	3	F1	III	3+CMR+F+ (N1, N2, N3)	C	2	2	3	50	95		2	yes	T4 <sup>3)</sup>	II B <sup>4)</sup> (II B3)	yes	PP, EP, EX, TOX, A	1	23; 29; 38; 44
1267	PETROLEUM CRUDE OIL WITH MORE THAN 10% BENZENE 85 °C < INITIAL BOILING POINT ≤ 115 °C	3	F1	II	3+CMR+F+ (N1, N2, N3)	C	2	2		50	95		2	yes	T4 <sup>3)</sup>	II B <sup>4)</sup>	yes	PP, EP, EX, TOX, A	1	29
1267	PETROLEUM CRUDE OIL WITH MORE THAN 10% BENZENE 85 °C < INITIAL BOILING POINT ≤ 115 °C	3	F1	II	3+CMR+F+ (N1, N2, N3)	C	2	2		50	95		2	yes	T4 <sup>3)</sup>	II B <sup>4)</sup> (II B3)	yes	PP, EP, EX, TOX, A	1	29; 44
1267	PETROLEUM CRUDE OIL WITH MORE THAN 10% BENZENE 85 °C < INITIAL BOILING POINT ≤ 115 °C	3	F1	III	3+CMR+F+ (N1, N2, N3)	C	2	2		50	95		2	yes	T4 <sup>3)</sup>	II B <sup>4)</sup>	yes	PP, EP, EX, TOX, A	0	29
1267	PETROLEUM CRUDE OIL WITH MORE THAN 10% BENZENE 85 °C < INITIAL BOILING POINT ≤ 115 °C	3	F1	III	3+CMR+F+ (N1, N2, N3)	C	2	2		50	95		2	yes	T4 <sup>3)</sup>	II B <sup>4)</sup> (II B3)	yes	PP, EP, EX, TOX, A	0	29; 44
1267	PETROLEUM CRUDE OIL WITH MORE THAN 10% BENZENE INITIAL BOILING POINT > 115 °C	3	F1	II	3+CMR+F+ (N1, N2, N3)	C	2	2		35	95		2	yes	T4 <sup>3)</sup>	II B <sup>4)</sup>	yes	PP, EP, EX, TOX, A	1	29
1267	PETROLEUM CRUDE OIL WITH MORE THAN 10% BENZENE INITIAL BOILING POINT > 115 °C	3	F1	II	3+CMR+F+ (N1, N2, N3)	C	2	2		35	95		2	yes	T4 <sup>3)</sup>	II B <sup>4)</sup> (II B3)	yes	PP, EP, EX, TOX, A	1	29; 44

Copyright © United Nations, 2019. All rights reserved

UN No. or substance identification No.	Name and description	Class	Classification code	Packing group	Dangers	Type of tank vessel	Cargo tank design	Cargo tank type	Cargo tank equipment	Opening pressure of the pressure relief valve/high velocity vent valve, in kPa	Maximum degree of filling in %	Relative density at 20 °C	Type of sampling device	Pump room below deck permitted	Temperature class	Explosion group	Anti-explosion protection required	Equipment required	Number of cones/blue lights	Additional requirements/Remarks
(1)	(2)	(3a)	(3b)	(4)	(5)	(6)	(7)	(8)	(9)	(10)	(11)	(12)	(13)	(14)	(15)	(16)	(17)	(18)	(19)	(20)
1267	PETROLEUM CRUDE OIL WITH MORE THAN 10% BENZENE INITIAL BOILING POINT > 115 °C	3	F1	III	3+CMR+F+ (N1, N2, N3)	C	2	2		35	95		2	yes	T4 <sup>3)</sup>	II B <sup>4)</sup>	yes	PP, EP, EX, TOX, A	0	29
1267	PETROLEUM CRUDE OIL WITH MORE THAN 10% BENZENE INITIAL BOILING POINT > 115 °C	3	F1	III	3+CMR+F+ (N1, N2, N3)	C	2	2		35	95		2	yes	T4 <sup>3)</sup>	II B <sup>4)</sup> (II B3)	yes	PP, EP, EX, TOX, A	0	29; 44
1268	PETROLEUM DISTILLATES, N.O.S. or PETROLEUM PRODUCTS, N.O.S.	3	F1	I	3+(N1, N2, N3, CMR, F)	*	*	*	*	*	*		*	yes	T4 <sup>3)</sup>	II B <sup>4)</sup>	yes	*	1	14; 27 *see 3.2.3.3
1268	PETROLEUM DISTILLATES, N.O.S. or PETROLEUM PRODUCTS, N.O.S.	3	F1	I	3+(N1, N2, N3, CMR, F)	*	*	*	*	*	*		*	yes	T4 <sup>3)</sup>	II B <sup>4)</sup> (II B3)	yes	*	1	14; 27; 44 *see 3.2.3.3
1268	PETROLEUM DISTILLATES, N.O.S. or PETROLEUM PRODUCTS, N.O.S.	3	F1	II	3+(N1, N2, N3, CMR, F)	*	*	*	*	*	*		*	yes	T4 <sup>3)</sup>	II B <sup>4)</sup>	yes	*	1	14; 27 *see 3.2.3.3
1268	PETROLEUM DISTILLATES, N.O.S. or PETROLEUM PRODUCTS, N.O.S.	3	F1	II	3+(N1, N2, N3, CMR, F)	*	*	*	*	*	*		*	yes	T4 <sup>3)</sup>	II B <sup>4)</sup> (II B3)	yes	*	1	14; 27; 44 *see 3.2.3.3
1268	PETROLEUM DISTILLATES, N.O.S. or PETROLEUM PRODUCTS, N.O.S.	3	F1	III	3+(N1, N2, N3, CMR, F)	*	*	*	*	*	*		*	yes	T4 <sup>3)</sup>	II B <sup>4)</sup>	yes	*	0	14; 27 *see 3.2.3.3
1268	PETROLEUM DISTILLATES, N.O.S. or PETROLEUM PRODUCTS, N.O.S.	3	F1	III	3+(N1, N2, N3, CMR, F)	*	*	*	*	*	*		*	yes	T4 <sup>3)</sup>	II B <sup>4)</sup> (II B3)	yes	*	0	14; 27; 44 *see 3.2.3.3
1268	PETROLEUM DISTILLATES, N.O.S. or PETROLEUM PRODUCTS, N.O.S. WITH MORE THAN 10% BENZENE	3	F1	I	3+CMR+F+ (N1, N2, N3)	C	*	*	*	*	*		*	yes	T4 <sup>3)</sup>	II B <sup>4)</sup>	yes	*	1	27 *see 3.2.3.3
1268	PETROLEUM DISTILLATES, N.O.S. or PETROLEUM PRODUCTS, N.O.S. WITH MORE THAN 10% BENZENE	3	F1	I	3+CMR+F+ (N1, N2, N3)	C	*	*	*	*	*		*	yes	T4 <sup>3)</sup>	II B <sup>4)</sup> (II B3)	yes	*	1	27; 44 *see 3.2.3.3

Copyright © United Nations, 2019. All rights reserved

UN No. or substance identification No.	Name and description	Class	Classification code	Packing group	Dangers	Type of tank vessel	Cargo tank design	Cargo tank type	Cargo tank equipment	Opening pressure of the pressure relief valve/high velocity vent valve, in kPa	Maximum degree of filling in %	Relative density at 20 °C	Type of sampling device	Pump room below deck permitted	Temperature class	Explosion group	Anti-explosion protection required	Equipment required	Number of cones/blue lights	Additional requirements/Remarks
(1)	(2)	(3a)	(3b)	(4)	(5)	(6)	(7)	(8)	(9)	(10)	(11)	(12)	(13)	(14)	(15)	(16)	(17)	(18)	(19)	(20)
1268	PETROLEUM DISTILLATES, N.O.S. or PETROLEUM PRODUCTS, N.O.S. WITH MORE THAN 10% BENZENE	3	F1	II	3+CMR+F+ (N1, N2, N3)	C	*	*	*	*	*		*	yes	T4 <sup>3)</sup>	II B <sup>4)</sup>	yes	*	1	27 *see 3.2.3.3
1268	PETROLEUM DISTILLATES, N.O.S. or PETROLEUM PRODUCTS, N.O.S. WITH MORE THAN 10% BENZENE	3	F1	II	3+CMR+F+ (N1, N2, N3)	C	*	*	*	*	*		*	yes	T4 <sup>3)</sup>	II B <sup>4)</sup> (II B3)	yes	*	1	27; 44 *see 3.2.3.3
1268	PETROLEUM DISTILLATES, N.O.S. or PETROLEUM PRODUCTS, N.O.S. WITH MORE THAN 10% BENZENE	3	F1	III	3+CMR+F+ (N1, N2, N3)	C	*	*	*	*	*		*	yes	T4 <sup>3)</sup>	II B <sup>4)</sup>	yes	*	0	27 *see 3.2.3.3
1268	PETROLEUM DISTILLATES, N.O.S. or PETROLEUM PRODUCTS, N.O.S. WITH MORE THAN 10% BENZENE	3	F1	III	3+CMR+F+ (N1, N2, N3)	C	*	*	*	*	*		*	yes	T4 <sup>3)</sup>	II B <sup>4)</sup> (II B3)	yes	*	0	27; 44 *see 3.2.3.3
1268	PETROLEUM DISTILLATES, N.O.S. or PETROLEUM PRODUCTS, N.O.S. WITH MORE THAN 10% BENZENE INITIAL BOILING POINT ≤ 60 °C	3	F1	I	3+CMR+F+ (N1, N2, N3)	C	1	1			95		1	yes	T4 <sup>3)</sup>	II B <sup>4)</sup>	yes	PP, EP, EX, TOX, A	1	27; 29; 43
1268	PETROLEUM DISTILLATES, N.O.S. or PETROLEUM PRODUCTS, N.O.S. WITH MORE THAN 10% BENZENE INITIAL BOILING POINT ≤ 60 °C	3	F1	I	3+CMR+F+ (N1, N2, N3)	C	1	1			95		1	yes	T4 <sup>3)</sup>	II B <sup>4)</sup> (II B3)	yes	PP, EP, EX, TOX, A	1	27; 29; 43; 44
1268	PETROLEUM DISTILLATES, N.O.S. or PETROLEUM PRODUCTS, N.O.S. WITH MORE THAN 10% BENZENE INITIAL BOILING POINT ≤ 60 °C	3	F1	II	3+CMR+F+ (N1, N2, N3)	C	1	1			95		1	yes	T4 <sup>3)</sup>	II B <sup>4)</sup>	yes	PP, EP, EX, TOX, A	1	27; 29

Copyright © United Nations, 2019. All rights reserved

UN No. or substance identification No.	Name and description	Class	Classification code	Packing group	Dangers	Type of tank vessel	Cargo tank design	Cargo tank type	Cargo tank equipment	Opening pressure of the pressure relief valve/high velocity vent valve, in kPa	Maximum degree of filling in %	Relative density at 20 °C	Type of sampling device	Pump room below deck permitted	Temperature class	Explosion group	Anti-explosion protection required	Equipment required	Number of cones/blue lights	Additional requirements/Remarks
(1)	(2)	(3a)	(3b)	(4)	(5)	(6)	(7)	(8)	(9)	(10)	(11)	(12)	(13)	(14)	(15)	(16)	(17)	(18)	(19)	(20)
1268	PETROLEUM DISTILLATES, N.O.S. or PETROLEUM PRODUCTS, N.O.S. WITH MORE THAN 10% BENZENE INITIAL BOILING POINT ≤ 60 °C	3	F1	II	3+CMR+F+(N1, N2, N3)	C	1	1			95		1	yes	T4 <sup>3)</sup>	II B <sup>4)</sup> (II B3)	yes	PP, EP, EX, TOX, A	1	27; 29; 44
1268	PETROLEUM DISTILLATES, N.O.S. or PETROLEUM PRODUCTS, N.O.S. WITH MORE THAN 10% BENZENE 60 °C < INITIAL BOILING POINT ≤ 85 °C	3	F1	II	3+CMR+F+(N1, N2, N3)	C	2	2	3	50	95		2	yes	T4 <sup>3)</sup>	II B <sup>4)</sup>	yes	PP, EP, EX, TOX, A	1	23; 27; 29; 38
1268	PETROLEUM DISTILLATES, N.O.S. or PETROLEUM PRODUCTS, N.O.S. WITH MORE THAN 10% BENZENE 60 °C < INITIAL BOILING POINT ≤ 85 °C	3	F1	II	3+CMR+F+(N1, N2, N3)	C	2	2	3	50	95		2	yes	T4 <sup>3)</sup>	II B <sup>4)</sup> (II B3)	yes	PP, EP, EX, TOX, A	1	23; 27; 29; 38; 44
1268	PETROLEUM DISTILLATES, N.O.S. or PETROLEUM PRODUCTS, N.O.S. WITH MORE THAN 10% BENZENE 85 °C < INITIAL BOILING POINT ≤ 115 °C	3	F1	II	3+CMR+F+(N1, N2, N3)	C	2	2		50	95		2	yes	T4 <sup>3)</sup>	II B <sup>4)</sup>	yes	PP, EP, EX, TOX, A	1	27; 29
1268	PETROLEUM DISTILLATES, N.O.S. or PETROLEUM PRODUCTS, N.O.S. WITH MORE THAN 10% BENZENE 85 °C < INITIAL BOILING POINT ≤ 115 °C	3	F1	II	3+CMR+F+(N1, N2, N3)	C	2	2		50	95		2	yes	T4 <sup>3)</sup>	II B <sup>4)</sup> (II B3)	yes	PP, EP, EX, TOX, A	1	27; 29; 44

Copyright © United Nations, 2019. All rights reserved

UN No. or substance identification No.	Name and description	Class	Classification code	Packing group	Dangers	Type of tank vessel	Cargo tank design	Cargo tank type	Cargo tank equipment	Opening pressure of the pressure relief valve/high velocity vent valve, in kPa	Maximum degree of filling in %	Relative density at 20 °C	Type of sampling device	Pump room below deck permitted	Temperature class	Explosion group	Anti-explosion protection required	Equipment required	Number of cones/blue lights	Additional requirements/Remarks
(1)	(2)	(3a)	(3b)	(4)	(5)	(6)	(7)	(8)	(9)	(10)	(11)	(12)	(13)	(14)	(15)	(16)	(17)	(18)	(19)	(20)
1268	PETROLEUM DISTILLATES, N.O.S. or PETROLEUM PRODUCTS, N.O.S. WITH MORE THAN 10% BENZENE INITIAL BOILING POINT > 115 °C	3	F1	II	3+CMR+F+ (N1, N2, N3)	C	2	2		35	95		2	yes	T4 <sup>3)</sup>	II B <sup>4)</sup>	yes	PP, EP, EX, TOX, A	1	27; 29
1268	PETROLEUM DISTILLATES, N.O.S. or PETROLEUM PRODUCTS, N.O.S. WITH MORE THAN 10% BENZENE INITIAL BOILING POINT > 115 °C	3	F1	II	3+CMR+F+ (N1, N2, N3)	C	2	2		35	95		2	yes	T4 <sup>3)</sup>	II B <sup>4)</sup> (II B3)	yes	PP, EP, EX, TOX, A	1	27; 29; 44
1268	PETROLEUM DISTILLATES, N.O.S. or PETROLEUM PRODUCTS, N.O.S. (NAPHTA) 110 kPa < vp50 ≤ 175 kPa	3	F1	II	3+N2+CMR+F	N	2	3		50	97	0,735	3	yes	T3	II A	yes	PP, EP, EX, TOX, A	1	14; 29
1268	PETROLEUM DISTILLATES, N.O.S. or PETROLEUM PRODUCTS, N.O.S. (NAPHTA) 110 kPa < vp50 ≤ 150 kPa	3	F1	II	3+N2+CMR+F	N	2	3	3	10	97	0,735	3	yes	T3	II A	yes	PP, EP, EX, TOX, A	1	14; 29
1268	PETROLEUM DISTILLATES, N.O.S. or PETROLEUM PRODUCTS, N.O.S. (NAPHTA) vp50 ≤ 110 kPa	3	F1	II	3+N2+CMR+F	N	2	3		10	97	0,735	3	yes	T3	II A	yes	PP, EP, EX, TOX, A	1	14; 29
1268	PETROLEUM DISTILLATES, N.O.S. or PETROLEUM PRODUCTS, N.O.S. (BENZENE HEART CUT) vp50 ≤ 110 kPa	3	F1	II	3+N2+CMR+F	N	2	3		10	97	0,765	3	yes	T3	II A	yes	PP, EP, EX, TOX, A	1	14; 29
1274	n-PROPANOL or PROPYL ALCOHOL, NORMAL	3	F1	II	3	N	2	2		10	97	0,8	3	yes	T2 <sup>12)</sup>	II B (II B1)	yes	PP, EX, A	1	
1274	n-PROPANOL or PROPYL ALCOHOL, NORMAL	3	F1	III	3	N	3	2			97	0,8	3	yes	T2 <sup>12)</sup>	II B (II B1)	yes	PP, EX, A	0	

Copyright © United Nations, 2019. All rights reserved

UN No. or substance identification No.	Name and description	Class	Classification code	Packing group	Dangers	Type of tank vessel	Cargo tank design	Cargo tank type	Cargo tank equipment	Opening pressure of the pressure relief valve/high velocity vent valve, in kPa	Maximum degree of filling in %	Relative density at 20 °C	Type of sampling device	Pump room below deck permitted	Temperature class	Explosion group	Anti-explosion protection required	Equipment required	Number of cones/blue lights	Additional requirements/Remarks
(1)	(2)	(3a)	(3b)	(4)	(5)	(6)	(7)	(8)	(9)	(10)	(11)	(12)	(13)	(14)	(15)	(16)	(17)	(18)	(19)	(20)
1275	PROPIONALDEHYDE	3	F1	II	3+N3	C	2	2	3	50	95	0.81	2	yes	T4	II B (II B2)	yes	PP, EX, A	1	15; 23
1276	n-PROPYL ACETATE	3	F1	II	3+N3	N	2	2		10	97	0.88	3	yes	T1 <sup>(2)</sup>	II A	yes	PP, EX, A	1	
1277	PROPYLAMINE (1-aminopropane)	3	FC	II	3+8	C	2	2	3	50	95	0.72	2	yes	T2 <sup>(2)</sup>	II A	yes	PP, EP, EX, A	1	23
1278	1-CHLOROPROPANE (propyl chloride)	3	F1	II	3	C	2	2	3	50	95	0.89	2	yes	T1 <sup>(2)</sup>	II A	yes	PP, EX, A	1	23
1279	1,2-DICHLOROPROPANE or PROPYL DICHLORIDE	3	F1	II	3+N2	C	2	2		45	95	1.16	2	yes	T1 <sup>(2)</sup>	II A <sup>(8)</sup>	yes	PP, EX, A	1	
1280	PROPYLENE OXIDE	3	F1	I	3+unst.+N3+CMR	C	1	1			95	0.83	1	yes	T2 <sup>(2)</sup>	II B (II B3)	yes	PP, EP, EX, TOX, A	1	2; 12; 31; 35
1282	PYRIDINE	3	F1	II	3+N3	N	2	2		10	97	0.98	3	yes	T1 <sup>(2)</sup>	II A <sup>(8)</sup>	yes	PP, EX, A	1	
1289	SODIUM METHYLATE SOLUTION in alcohol	3	FC	III	3+8	N	3	2			97	0.969	3	yes	T2 <sup>(2)</sup>	II A	yes	PP, EP, EX, A	0	34
1294	TOLUENE	3	F1	II	3+N3	N	2	2		10	97	0.87	3	yes	T1 <sup>(2)</sup>	II A	yes	PP, EX, A	1	
1296	TRIETHYLAMINE	3	FC	II	3+8+N3	C	2	2		50	95	0.73	2	yes	T3	II A <sup>(8)</sup>	yes	PP, EP, EX, A	1	
1300	TURPENTINE SUBSTITUTE	3	F1	III	3+N2+F	N	3	3			97	0.78	3	yes	T3	II B <sup>(4)</sup>	yes	PP, EX, A	0	
1301	VINYL ACETATE, STABILIZED	3	F1	II	3+unst.+N3	N	2	2		10	97	0.93	2	yes	T2 <sup>(2)</sup>	II A	yes	PP, EX, A	1	3; 5; 16
1307	XYLENES (o- XYLENE)	3	F1	III	3+N2	N	3	3			97	0.88	3	yes	T1 <sup>(2)</sup>	II A	yes	PP, EX, A	0	
1307	XYLENES (m- XYLENE)	3	F1	III	3+N2	N	3	3			97	0.86	3	yes	T1 <sup>(2)</sup>	II A	yes	PP, EX, A	0	
1307	XYLENES (p- XYLENE)	3	F1	III	3+N2	N	3	3	2		97	0.86	3	yes	T1 <sup>(2)</sup>	II A	yes	PP, EX, A	0	6; +17 °C; 17
1307	XYLENES (mixture with melting point ≤ 0° C)	3	F1	II	3+N2	N	3	3			97		3	yes	T1 <sup>(2)</sup>	II A	yes	PP, EX, A	1	
1307	XYLENES (mixture with melting point ≤ 0° C)	3	F1	III	3+N2	N	3	3			97		3	yes	T1 <sup>(2)</sup>	II A	yes	PP, EX, A	0	
1307	XYLENES (mixture with 0° C < melting point < 13° C)	3	F1	III	3+N2	N	3	3	2		97		3	yes	T1 <sup>(2)</sup>	II A	yes	PP, EX, A	0	6; +17 °C; 17

Copyright © United Nations, 2019. All rights reserved

UN No. or substance identification No.	Name and description	Class	Classification code	Packing group	Dangers	Type of tank vessel	Cargo tank design	Cargo tank type	Cargo tank equipment	Opening pressure of the pressure relief valve/high velocity vent valve, in kPa	Maximum degree of filling in %	Relative density at 20 °C	Type of sampling device	Pump room below deck permitted	Temperature class	Explosion group	Anti-explosion protection required	Equipment required	Number of cones/blue lights	Additional requirements/Remarks
(1)	(2)	(3a)	(3b)	(4)	(5)	(6)	(7)	(8)	(9)	(10)	(11)	(12)	(13)	(14)	(15)	(16)	(17)	(18)	(19)	(20)
1541	ACETONE CYANOHYDRIN, STABILIZED	6.1	T1	I	6.1+unst.+N1	C	2	2		50	95	0.932	1	no			no	PP, EP, TOX, A	2	3
1545	ALLYL ISOTHIOCYANATE, STABILIZED	6.1	TF1	II	6.1+3+unst.	C	2	2		30	95	1.02	1	no	T4 <sup>3)</sup>	II B <sup>4)</sup>	yes	PP, EP, EX, TOX, A	2	2; 3
1547	ANILINE	6.1	T1	II	6.1+N1	C	2	2		25	95	1.02	2	no			no	PP, EP, TOX, A	2	
1578	CHLORONITROBENZENES, SOLID, MOLTEN (p-CHLORONITROBENZENE)	6.1	T2	II	6.1+N2+S	C	2	1	2	25	95	1.37	2	no	T1 <sup>12)</sup>	II B (II B3 <sup>4b)</sup> )	yes	PP, EP, EX, TOX, A	2	7; 17; 26
1578	CHLORONITROBENZENES, SOLID, MOLTEN (p-CHLORONITROBENZENE)	6.1	T2	II	6.1+N2+S	C	2	1	4	25	95	1.37	2	no			no	PP, EP, TOX, A	2	7; 17; 20; +112°C; 26
1591	o-DICHLOROBENZENE	6.1	T1	III	6.1+N1+S	C	2	2		25	95	1.32	2	no			no	PP, EP, TOX, A	0	
1593	DICHLOROMETHANE (methyl chloride)	6.1	T1	III	6.1	C	2	2	3	50	95	1.33	2	no			no	PP, EP, TOX, A	0	23
1594	DIETHYL SULPHATE	6.1	T1	II	6.1+N2+CMR	C	2	2		25	95	1.18	2	no			no	PP, EP, TOX, A	2	
1595	DIMETHYL SULPHATE	6.1	TC1	I	6.1+8+N3+CMR	C	2	2		25	95	1.33	1	no			no	PP, EP, TOX, A	2	
1604	ETHYLENEDIAMINE	8	CF1	II	8+3+N3	N	3	2			97	0.9	3	yes	T2 <sup>12)</sup>	II A	yes	PP, EP, EX, A	1	6; +12 °C; 17; 34
1605	ETHYLENE DIBROMIDE	6.1	T1	I	6.1+N2+CMR	C	2	2		30	95	2.18	1	no			no	PP, EP, TOX, A	2	6; +14 °C; 17
1648	ACETONITRILE (methyl cyanide)	3	F1	II	3	N	2	2		10	97	0.78	3	yes	T1 <sup>12)</sup>	II A	yes	PP, EX, A	1	
1662	NITROBENZENE	6.1	T1	II	6.1+N2	C	2	2	2	25	95	1.21	2	no	T1 <sup>12)</sup>	II B (II B1)	yes	PP, EP, EX, TOX, A	2	6; +10°C; 17
1663	NITROPHENOLS	6.1	T2	III	6.1+N3+S	C	2	2	2	25	95		2	no	T1 <sup>12)</sup>	II B (II B3 <sup>4b)</sup> )	yes	PP, EP, EX, TOX, A	0	7; 17



Copyright © United Nations, 2019. All rights reserved

UN No. or substance identification No.	Name and description	Class	Classification code	Packing group	Dangers	Type of tank vessel	Cargo tank design	Cargo tank type	Cargo tank equipment	Opening pressure of the pressure relief valve/high velocity vent valve, in kPa	Maximum degree of filling in %	Relative density at 20 °C	Type of sampling device	Pump room below deck permitted	Temperature class	Explosion group	Anti-explosion protection required	Equipment required	Number of cones/blue lights	Additional requirements/Remarks
(1)	(2)	(3a)	(3b)	(4)	(5)	(6)	(7)	(8)	(9)	(10)	(11)	(12)	(13)	(14)	(15)	(16)	(17)	(18)	(19)	(20)
1663	NITROPHENOLS	6.1	T2	III	6.1+N3+S	C	2	2	4	25	95		2	no			no	PP, EP, TOX, A	0	7; 17; 20; +65 °C
1664	NITROTOLUENES, LIQUID (o-NITROTOLUENE)	6.1	T1	II	6.1+N2+CMR+S	C	2	2		25	95	1.16	2	no			no	PP, EP, TOX, A	2	
1708	TOLUIDINES, LIQUID (o-TOLUIDINE)	6.1	T1	II	6.1+N1+CMR	C	2	2		25	95	1	2	no			no	PP, EP, TOX, A	2	
1708	TOLUIDINES, LIQUID (m-TOLUIDINE)	6.1	T1	II	6.1+N1	C	2	2		25	95	1.03	2	no			no	PP, EP, TOX, A	2	
1710	TRICHLOROETHYLENE	6.1	T1	III	6.1+N2+CMR	C	2	2		50	95	1.46	2	no			no	PP, EP, TOX, A	0	15
1715	ACETIC ANHYDRIDE	8	CF1	II	8+3	N	2	3		10	97	1.08	3	yes	T2 <sup>(13)</sup>	II A	yes	PP, EP, EX, A	1	34
1717	ACETYL CHLORIDE	3	FC	II	3+8	C	2	2	3	50	95	1.1	2	yes	T2 <sup>(13)</sup>	II A <sup>(8)</sup>	yes	PP, EP, EX, A	1	23
1718	BUTYL ACIDE PHOSPHATE	8	C3	III	8+N3	N	4	3		*	97	0.98	3	yes			no	PP, EP	0	34
1719	CAUSTIC ALKALI LIQUID, N.O.S.	8	C5	II	8+(N1, N2, N3, CMR, F or S)	*	*	*	*	*	*		*	yes			no	*	0	27; 30; 34 *see 3.2.3.3
1719	CAUSTIC ALKALI LIQUID, N.O.S.	8	C5	III	8+(N1, N2, N3, CMR, F or S)	*	*	*	*	*	*		*	yes			no	*	0	27; 30; 34 *see 3.2.3.3
1738	BENZYL CHLORIDE	6.1	TC1	II	6.1+8+3+N3+CMR+S	C	2	2		25	95	1.1	2	no	T1 <sup>(13)</sup>	II A <sup>(8)</sup>	yes	PP, EP, EX, TOX, A	2	
1742	BORON TRIFLUORIDE ACETIC ACID COMPLEX, LIQUID	8	C3	II	8	N	4	2			97	1.35	3	yes			no	PP, EP	0	34
1750	CHLORACETIC ACID SOLUTION	6.1	TC1	II	6.1+8+N1	C	2	2	2	25	95	1.58	2	no	T1 <sup>(12)</sup>	II A	yes	PP, EP, EX, TOX, A	2	7; 17
1750	CHLORACETIC ACID SOLUTION	6.1	TC1	II	6.1+8+N1	C	2	1	4	25	95	1.58	2	no			no	PP, EP, TOX, A	2	7; 17; 20; +11 °C; 26
1760	CORROSIVE LIQUID, N.O.S.	8	C9	I	8+(N1, N2, N3, CMR, F or S)	*	*	*	*	*	*		*	yes			no	*	0	27; 34 *see 3.2.3.3

Copyright © United Nations, 2019. All rights reserved

Name and description	(3a)	Class	Classification code	Packing group	Dangers	Type of tank vessel	Cargo tank design	Cargo tank type	Cargo tank equipment	Opening pressure of the pressure relief valve/high velocity vent valve, in kPa	Maximum degree of filling in %	Relative density at 20 °C	Type of sampling device	Pump room below deck permitted	Temperature class	Explosion group	Anti-explosion protection required	Equipment required	Number of cones/blue lights	Additional requirements/Remarks
(1)	(2)	(3a)	(3b)	(4)	(5)	(6)	(7)	(8)	(9)	(10)	(11)	(12)	(13)	(14)	(15)	(16)	(17)	(18)	(19)	(20)
1760	CORROSIVE LIQUID, N.O.S.	8	C9	II	8+(N1, N2, N3, CMR, F or S)	*	*	*	*	*	*		*	yes			no	*	0	27; 34 *see 3.2.3.3
1760	CORROSIVE LIQUID, N.O.S.	8	C9	III	8+(N1, N2, N3, CMR, F or S)	*	*	*	*	*	*		*	yes			no	*	0	27; 34 *see 3.2.3.3
1760	CORROSIVE LIQUID, N.O.S. (SODIUM MERCAPTOBENZOTHAZOLE, 50% AQUEOUS SOLUTION)	8	C9	II	8+N1+F	C	2	2		40	95	1.25	2	yes			no	PP, EP	0	
1760	CORROSIVE LIQUID, N.O.S. (FATTY ALCOHOL, C <sub>12</sub> -C <sub>14</sub> )	8	C9	III	8+F	N	4	3			97	0.89	3	yes			no	PP, EP	0	34
1760	CORROSIVE LIQUID, N.O.S. (ETHYLENEDIAMINE-TETRAACETIC ACID, TETRASODIUM SALT, 40% AQUEOUS SOLUTION)	8	C9	III	8+N2	N	4	3			97	1.28	3	yes			no	PP, EP	0	34
1764	DICHLOROACETIC ACID	8	C3	II	8+N1	N	3	3			97	1.56	2	yes	T1 <sup>13</sup>	II A	yes	PP, EP, EX, A	0	6; +13 °C; 17
1778	FLUOROSILICIC ACID	8	C1	II	8+N3	N	2	3		10	97		3	yes			no	PP, EP	0	34
1779	FORMIC ACID with more than 85% acid by mass	8	CF1	II	8+3+N3	N	2	3		10	97	1.22	3	yes	T1 <sup>13</sup>	II A	yes	PP, EP, EX, A	1	6; +12 °C; 17; 34
1780	FUMARYL CHLORIDE	8	C3	II	8+N3	N	2	3		10	97	1.41	3	yes			no	PP, EP	0	8; 34
1783	HEXAMETHYLENEDIAMINE SOLUTION	8	C7	II	8+N3	N	3	2	2		97		3	yes	T4 <sup>3)</sup>	II A	yes	PP, EP, EX, A	0	7; 17; 34
1783	HEXAMETHYLENEDIAMINE SOLUTION	8	C7	III	8+N3	N	3	2	2		97		3	yes	T3	II A	yes	PP, EP, EX, A	0	7; 17; 34
1789	HYDROCHLORIC ACID	8	C1	II	8	N	2	3		10	97		3	yes			no	PP, EP	0	34
1789	HYDROCHLORIC ACID	8	C1	III	8	N	4	3			97		3	yes			no	PP, EP	0	34
1805	PHOSPHORIC ACID, SOLUTION, WITH MORE THAN 80% (VOLUME) ACID	8	C1	III	8	N	4	3	2		95	> 1,6	3	yes			no	PP, EP	0	7; 17; 22; 34

Copyright © United Nations, 2019. All rights reserved

UN No. or substance identification No.	Name and description	Class	Classification code	Packing group	Dangers	Type of tank vessel	Cargo tank design	Cargo tank type	Cargo tank equipment	Opening pressure of the pressure relief valve/high velocity vent valve, in kPa	Maximum degree of filling in %	Relative density at 20 °C	Type of sampling device	Pump room below deck permitted	Temperature class	Explosion group	Anti-explosion protection required	Equipment required	Number of cones/blue lights	Additional requirements/Remarks
(1)	(2)	(3a)	(3b)	(4)	(5)	(6)	(7)	(8)	(9)	(10)	(11)	(12)	(13)	(14)	(15)	(16)	(17)	(18)	(19)	(20)
1805	PHOSPHORIC ACID, SOLUTION, WITH 80% (VOLUME) ACID, OR LESS	8	C1	III	8	N	4	3			97	1,00 - 1,6	3	yes			no	PP, EP	0	22; 34
1814	POTASSIUM HYDROXIDE SOLUTION	8	C5	II	8+N3	N	4	2			97		3	yes			no	PP, EP	0	30; 34
1814	POTASSIUM HYDROXIDE SOLUTION	8	C5	III	8+N3	N	4	2			97		3	yes			no	PP, EP	0	30; 34
1823	SODIUM HYDROXIDE, SOLID, MOLTEN	8	C6	II	8+N3	N	4	1	4		95	2.13	3	yes			no	PP, EP	0	7; 17; 34
1824	SODIUM HYDROXIDE SOLUTION	8	C5	II	8+N3	N	4	2			97		3	yes			no	PP, EP	0	30; 34
1824	SODIUM HYDROXIDE SOLUTION	8	C5	III	8+N3	N	4	2			97		3	yes			no	PP, EP	0	30; 34
1830	SULPHURIC ACID with more than 51% acid	8	C1	II	8+N3	N	4	3			97	1,4 - 1,84	3	yes			no	PP, EP	0	8; 22; 30; 34
1831	SULPHURIC ACID, FUMING	8	CT1	I	8+6.1	C	2	2		50	95	1.94	1	no			no	PP, EP, TOX, A	2	8
1832	SULPHURIC ACID, SPENT	8	C1	II	8	N	4	3			97		3	yes			no	PP, EP	0	8; 30; 34
1846	CARBON TETRACHLORIDE	6.1	T1	II	6.1+N2+S	C	2	2	3	50	95	1.59	2	no			no	PP, EP, TOX, A	2	23
1848	PROPIONIC ACID with not less than 10% and less than 90% acid by mass	8	C3	III	8+N3	N	3	3			97	0.99	3	yes			no	PP, EP	0	34
1863	FUEL, AVIATION, TURBINE ENGINE	3	F1	I	3+(N1, N2, N3, CMR, F)	*	*	*	*	*	*		*	yes	T4 <sup>3)</sup>	II B <sup>4)</sup>	yes	*	1	14; *see 3.2.3.3
1863	FUEL, AVIATION, TURBINE ENGINE	3	F1	I	3+(N1, N2, N3, CMR, F)	*	*	*	*	*	*		*	yes	T4 <sup>3)</sup>	II B <sup>4)</sup> (II B3)	yes	*	1	14; 44 *see 3.2.3.3
1863	FUEL, AVIATION, TURBINE ENGINE	3	F1	II	3+(N1, N2, N3, CMR, F)	*	*	*	*	*	*		*	yes	T4 <sup>3)</sup>	II B <sup>4)</sup>	yes	*	1	14; *see 3.2.3.3
1863	FUEL, AVIATION, TURBINE ENGINE	3	F1	II	3+(N1, N2, N3, CMR, F)	*	*	*	*	*	*		*	yes	T4 <sup>3)</sup>	II B <sup>4)</sup> (II B3)	yes	*	1	14; 44 *see 3.2.3.3

Copyright © United Nations, 2019. All rights reserved

UN No. or substance identification No.	Name and description	Class	Classification code	Packing group	Dangers	Type of tank vessel	Cargo tank design	Cargo tank type	Cargo tank equipment	Opening pressure of the pressure relief valve/high velocity vent valve, in kPa	Maximum degree of filling in %	Relative density at 20 °C	Type of sampling device	Pump room below deck permitted	Temperature class	Explosion group	Anti-explosion protection required	Equipment required	Number of cones/blue lights	Additional requirements/Remarks
(1)	(2)	(3a)	(3b)	(4)	(5)	(6)	(7)	(8)	(9)	(10)	(11)	(12)	(13)	(14)	(15)	(16)	(17)	(18)	(19)	(20)
1863	FUEL, AVIATION, TURBINE ENGINE	3	F1	III	3+(N1, N2, N3, CMR, F)	*	*	*	*	*	*		*	yes	T4 <sup>3)</sup>	II B <sup>4)</sup>	yes	*	0	14; *see 3.2.3.3
1863	FUEL, AVIATION, TURBINE ENGINE	3	F1	III	3+(N1, N2, N3, CMR, F)	*	*	*	*	*	*		*	yes	T4 <sup>3)</sup>	II B <sup>4)</sup> (II B3)	yes	*	0	14, 44 *see 3.2.3.3
1863	FUEL, AVIATION, TURBINE ENGINE WITH MORE THAN 10% BENZENE	3	F1	I	3+CMR+F+ (N1, N2, N3)	C	*	*	*	*	*		*	yes	T4 <sup>3)</sup>	II B <sup>4)</sup>	yes	*	1	*see 3.2.3.3
1863	FUEL, AVIATION, TURBINE ENGINE WITH MORE THAN 10% BENZENE	3	F1	I	3+CMR+F+ (N1, N2, N3)	C	*	*	*	*	*		*	yes	T4 <sup>3)</sup>	II B <sup>4)</sup> (II B3)	yes	*	1	44 *see 3.2.3.3
1863	FUEL, AVIATION, TURBINE ENGINE WITH MORE THAN 10% BENZENE	3	F1	II	3+CMR+F+ (N1, N2, N3)	C	*	*	*	*	*		*	yes	T4 <sup>3)</sup>	II B <sup>4)</sup>	yes	*	1	*see 3.2.3.3
1863	FUEL, AVIATION, TURBINE ENGINE WITH MORE THAN 10% BENZENE	3	F1	II	3+CMR+F+ (N1, N2, N3)	C	*	*	*	*	*		*	yes	T4 <sup>3)</sup>	II B <sup>4)</sup> (II B3)	yes	*	1	44 *see 3.2.3.3
1863	FUEL, AVIATION, TURBINE ENGINE WITH MORE THAN 10% BENZENE	3	F1	III	3+CMR+F+ (N1, N2, N3)	C	*	*	*	*	*		*	yes	T4 <sup>3)</sup>	II B <sup>4)</sup>	yes	*	0	*see 3.2.3.3
1863	FUEL, AVIATION, TURBINE ENGINE WITH MORE THAN 10% BENZENE	3	F1	III	3+CMR+F+ (N1, N2, N3)	C	*	*	*	*	*		*	yes	T4 <sup>3)</sup>	II B <sup>4)</sup> (II B3)	yes	*	0	44 *see 3.2.3.3
1863	FUEL, AVIATION, TURBINE ENGINE WITH MORE THAN 10% BENZENE INITIAL BOILING POINT ≤ 60 °C	3	F1	I	3+CMR+F+ (N1, N2, N3)	C	1	1			95		1	yes	T4 <sup>3)</sup>	II B <sup>4)</sup>	yes	PP, EP, EX, TOX, A	1	29, 43
1863	FUEL, AVIATION, TURBINE ENGINE WITH MORE THAN 10% BENZENE INITIAL BOILING POINT ≤ 60 °C	3	F1	I	3+CMR+F+ (N1, N2, N3)	C	1	1			95		1	yes	T4 <sup>3)</sup>	II B <sup>4)</sup> (II B3)	yes	PP, EP, EX, TOX, A	1	29, 43; 44

Copyright © United Nations, 2019. All rights reserved

UN No. or substance identification No.	Name and description	Class	Classification code	Packing group	Dangers	Type of tank vessel	Cargo tank design	Cargo tank type	Cargo tank equipment	Opening pressure of the pressure relief valve/high velocity vent valve, in kPa	Maximum degree of filling in %	Relative density at 20 °C	Type of sampling device	Pump room below deck permitted	Temperature class	Explosion group	Anti-explosion protection required	Equipment required	Number of cones/blue lights	Additional requirements/Remarks
(1)	(2)	(3a)	(3b)	(4)	(5)	(6)	(7)	(8)	(9)	(10)	(11)	(12)	(13)	(14)	(15)	(16)	(17)	(18)	(19)	(20)
1863	FUEL, AVIATION, TURBINE ENGINE WITH MORE THAN 10% BENZENE INITIAL BOILING POINT ≤ 60 °C	3	F1	II	3+CMR+F+ (N1, N2, N3)	C	1	1			95		1	yes	T4 <sup>3)</sup>	II B <sup>4)</sup>	yes	PP, EP, EX, TOX, A	1	29
1863	FUEL, AVIATION, TURBINE ENGINE WITH MORE THAN 10% BENZENE INITIAL BOILING POINT ≤ 60 °C	3	F1	II	3+CMR+F+ (N1, N2, N3)	C	1	1			95		1	yes	T4 <sup>3)</sup>	II B <sup>4)</sup> (II B3)	yes	PP, EP, EX, TOX, A	1	29; 44
1863	FUEL, AVIATION, TURBINE ENGINE WITH MORE THAN 10% BENZENE 60 °C < INITIAL BOILING POINT ≤ 85 °C	3	F1	III	3+CMR+F+ (N1, N2, N3)	C	2	2	3	50	95		2	yes	T4 <sup>3)</sup>	II B <sup>4)</sup>	yes	PP, EP, EX, TOX, A	0	23; 29; 38
1863	FUEL, AVIATION, TURBINE ENGINE WITH MORE THAN 10% BENZENE 60 °C < INITIAL BOILING POINT ≤ 85 °C	3	F1	III	3+CMR+F+(N1, N2, N3)	C	2	2	3	50	95		2	yes	T4 <sup>3)</sup>	II B <sup>4)</sup> (II B3)	yes	PP, EP, EX, TOX, A	0	23; 29; 38; 44
1863	FUEL, AVIATION, TURBINE ENGINE WITH MORE THAN 10% BENZENE 85 °C < INITIAL BOILING POINT ≤ 115 °C	3	F1	III	3+CMR+F+ (N1, N2, N3)	C	2	2		50	95		2	yes	T4 <sup>3)</sup>	II B <sup>4)</sup>	yes	PP, EP, EX, TOX, A	0	29
1863	FUEL, AVIATION, TURBINE ENGINE WITH MORE THAN 10% BENZENE 85 °C < INITIAL BOILING POINT ≤ 115 °C	3	F1	III	3+CMR+F+ (N1, N2, N3)	C	2	2		50	95		2	yes	T4 <sup>3)</sup>	II B <sup>4)</sup> (II B3)	yes	PP, EP, EX, TOX, A	0	29; 44
1863	FUEL, AVIATION, TURBINE ENGINE WITH MORE THAN 10% BENZENE INITIAL BOILING POINT > 115 °C	3	F1	III	3+CMR+F+ (N1, N2, N3)	C	2	2		35	95		2	yes	T4 <sup>3)</sup>	II B <sup>4)</sup>	yes	PP, EP, EX, TOX, A	0	29

Copyright © United Nations, 2019. All rights reserved

UN No. or substance identification No.	Name and description	Class	Classification code	Packing group	Dangers	Type of tank vessel	Cargo tank design	Cargo tank type	Cargo tank equipment	Opening pressure of the pressure relief valve/high velocity vent valve, in kPa	Maximum degree of filling in %	Relative density at 20 °C	Type of sampling device	Pump room below deck permitted	Temperature class	Explosion group	Anti-explosion protection required	Equipment required	Number of cones/blue lights	Additional requirements/Remarks
(1)	(2)	(3a)	(3b)	(4)	(5)	(6)	(7)	(8)	(9)	(10)	(11)	(12)	(13)	(14)	(15)	(16)	(17)	(18)	(19)	(20)
1863	FUEL, AVIATION, TURBINE ENGINE WITH MORE THAN 10% BENZENE INITIAL BOILING POINT > 115 °C	3	F1	III	3+CMR+F+ (N1, N2, N3)	C	2	2		35	95		2	yes	T4 <sup>3)</sup>	II B <sup>4)</sup> (II B3)	yes	PP, EP, EX, TOX, A	0	29; 44
1888	CHLOROFORM	6.1	T1	III	6.1+N2+CMR	C	2	2	3	50	95	1.48	2	no			no	PP, EP, TOX, A	0	23
1897	TETRACHLOROETHYLENE	6.1	T1	III	6.1+N2+S	C	2	2		50	95	1.62	2	no			no	PP, EP, TOX, A	0	
1912	METHYL CHLORIDE AND METHYLENE CHLORIDE MIXTURE	2	2F		2.1	G	1	1			91		1	no	T1 <sup>12)</sup>	II A <sup>8)</sup>	yes	PP, EX, A	1	2; 31
1915	CYCLOHEXANONE	3	F1	III	3	N	3	2			97	0.95	3	yes	T2 <sup>12)</sup>	II A	yes	PP, EX, A	0	
1917	ETHYL ACRYLATE, STABILIZED	3	F1	II	3+unst.+N3	C	2	2		40	95	0.92	1	yes	T2 <sup>12)</sup>	II B (II B1)	yes	PP, EX, A	1	3; 5
1918	ISOPROPYLBENZENE (cumene)	3	F1	III	3+N2	N	3	3			97	0.86	3	yes	T2 <sup>12)</sup>	II A <sup>8)</sup>	yes	PP, EX, A	0	
1919	METHYL ACRYLATE, STABILIZED	3	F1	II	3+unst.+N3	C	2	2	3	50	95	0.95	1	yes	T2 <sup>12)</sup>	II B (II B1)	yes	PP, EX, A	1	3; 5; 23
1920	NONANES	3	F1	III	3+N2+F	N	3	3			97	0.70 - 0.75	3	yes	T3	II A	yes	PP, EX, A	0	
1922	PYRROLIDINE	3	FC	II	3+8	C	2	2		50	95	0.86	2	yes	T2 <sup>12)</sup>	II A <sup>7)</sup>	yes	PP, EP, EX, A	1	
1965	HYDROCARBON GAS MIXTURE, LIQUEFIED, N.O.S.	2	2F		2.1 + CMR	G	1	1			91		1	no	T4 <sup>3)</sup>	II B <sup>4)</sup>	yes	PP, EX, A, EP, TOX	1	2; 31
1965	HYDROCARBON GAS MIXTURE, LIQUEFIED, N.O.S., (MIXTURE A)	2	2F		2.1	G	1	1			91		1	no	T4 <sup>3)</sup>	II B <sup>4)</sup>	yes	PP, EX, A	1	2; 31
1965	HYDROCARBON GAS MIXTURE, LIQUEFIED, N.O.S., (MIXTURE A0)	2	2F		2.1	G	1	1			91		1	no	T4 <sup>3)</sup>	II B <sup>4)</sup>	yes	PP, EX, A	1	2; 31
1965	HYDROCARBON GAS MIXTURE, LIQUEFIED, N.O.S., (MIXTURE A01)	2	2F		2.1	G	1	1			91		1	no	T4 <sup>3)</sup>	II B <sup>4)</sup>	yes	PP, EX, A	1	2; 31

Copyright © United Nations, 2019. All rights reserved

UN No. or substance identification No.	Name and description	Class	Classification code	Packing group	Dangers	Type of tank vessel	Cargo tank design	Cargo tank type	Cargo tank equipment	Opening pressure of the pressure relief valve/high velocity vent valve, in kPa	Maximum degree of filling in %	Relative density at 20 °C	Type of sampling device	Pump room below deck permitted	Temperature class	Explosion group	Anti-explosion protection required	Equipment required	Number of cones/blue lights	Additional requirements/Remarks
(1)	(2)	(3a)	(3b)	(4)	(5)	(6)	(7)	(8)	(9)	(10)	(11)	(12)	(13)	(14)	(15)	(16)	(17)	(18)	(19)	(20)
1965	HYDROCARBON GAS MIXTURE, LIQUEFIED, N.O.S., (MIXTURE A02)	2	2F		2.1	G	1	1			91		1	no	T4 <sup>3)</sup>	II B <sup>4)</sup>	yes	PP, EX, A	1	2; 31
1965	HYDROCARBON GAS MIXTURE, LIQUEFIED, N.O.S., (MIXTURE A1)	2	2F		2.1	G	1	1			91		1	no	T4 <sup>3)</sup>	II B <sup>4)</sup>	yes	PP, EX, A	1	2; 31
1965	HYDROCARBON GAS MIXTURE, LIQUEFIED, N.O.S., (MIXTURE B)	2	2F		2.1	G	1	1			91		1	no	T4 <sup>3)</sup>	II B <sup>4)</sup>	yes	PP, EX, A	1	2; 31
1965	HYDROCARBON GAS MIXTURE, LIQUEFIED, N.O.S., (MIXTURE B1)	2	2F		2.1	G	1	1			91		1	no	T4 <sup>3)</sup>	II B <sup>4)</sup>	yes	PP, EX, A	1	2; 31
1965	HYDROCARBON GAS MIXTURE, LIQUEFIED, N.O.S., (MIXTURE B2)	2	2F		2.1	G	1	1			91		1	no	T4 <sup>3)</sup>	II B <sup>4)</sup>	yes	PP, EX, A	1	2; 31
1965	HYDROCARBON GAS MIXTURE, LIQUEFIED, N.O.S., (MIXTURE C)	2	2F		2.1	G	1	1			91		1	no	T4 <sup>3)</sup>	II B <sup>4)</sup>	yes	PP, EX, A	1	2; 31
1969	ISOBUTANE (contains less than 0.1% 1.3-butadiene)	2	2F		2.1	G	1	1			91		1	no	T2 <sup>1), 12)</sup>	II A <sup>7)</sup>	yes	PP, EX, A	1	2; 31
1969	ISOBUTANE (with 0.1% or more 1.3-butadiene)	2	2F		2.1+CMR	G	1	1			91		1	no	T2 <sup>1), 12)</sup>	II A	yes	PP, EP, EX, TOX, A	1	2; 31
1972	METHANE, REFRIGERATED LIQUID or NATURAL GAS, REFRIGERATED LIQUID, with high methane content	2	3F		2.1	G	1	1	1		95		1	no	T1 <sup>13)</sup>	II A	yes	PP, EX, A	1	2; 31; 42
1978	PROPANE	2	2F		2.1	G	1	1			91		1	no	T1 <sup>12)</sup>	II A	yes	PP, EX, A	1	2; 31
1986	ALCOHOLS, FLAMMABLE, TOXIC, N.O.S.	3	FT1	I	3+6.1+ (N1, N2, N3, CMR, F or S)	C	1	1	*	*	95		1	no	T4 <sup>3)</sup>	II B <sup>4)</sup>	yes	PP, EP, EX, TOX, A	2	27; 29; *see 3.2.3.3
1986	ALCOHOLS, FLAMMABLE, TOXIC, N.O.S.	3	FT1	I	3+6.1+ (N1, N2, N3, CMR, F or S)	C	1	1	*	*	95		1	no	T4 <sup>3)</sup>	II B <sup>4)</sup> (II B3)	yes	PP, EP, EX, TOX, A	2	27; 29; 44 *see 3.2.3.3

Copyright © United Nations, 2019. All rights reserved

UN No. or substance identification No.	Name and description	Class	Classification code	Packing group	Dangers	Type of tank vessel	Cargo tank design	Cargo tank type	Cargo tank equipment	Opening pressure of the pressure relief valve/high velocity vent valve, in kPa	Maximum degree of filling in %	Relative density at 20 °C	Type of sampling device	Pump room below deck permitted	Temperature class	Explosion group	Anti-explosion protection required	Equipment required	Number of cones/blue lights	Additional requirements/Remarks
(1)	(2)	(3a)	(3b)	(4)	(5)	(6)	(7)	(8)	(9)	(10)	(11)	(12)	(13)	(14)	(15)	(16)	(17)	(18)	(19)	(20)
1886	ALCOHOLS, FLAMMABLE, TOXIC, N.O.S.	3	FT1	I	3+6.1+ (N1, N2, N3, CMR, F or S)	C	2	2	*	*	95		1	no	T4 <sup>3)</sup>	II B <sup>4)</sup>	yes	PP, EP, EX, TOX, A	2	27; 29; *see 3.2.3.3
1886	ALCOHOLS, FLAMMABLE, TOXIC, N.O.S.	3	FT1	I	3+6.1+ (N1, N2, N3, CMR, F or S)	C	2	2	*	*	95		1	no	T4 <sup>3)</sup>	II B <sup>4)</sup> (II B3)	yes	PP, EP, EX, TOX, A	2	27; 29; 44 *see 3.2.3.3
1886	ALCOHOLS, FLAMMABLE, TOXIC, N.O.S.	3	FT1	II	3+6.1+ (N1, N2, N3, CMR, F or S)	C	2	2	*	*	95		2	no	T4 <sup>3)</sup>	II B <sup>4)</sup>	yes	PP, EP, EX, TOX, A	2	27; 29; *see 3.2.3.3
1886	ALCOHOLS, FLAMMABLE, TOXIC, N.O.S.	3	FT1	II	3+6.1+ (N1, N2, N3, CMR, F or S)	C	2	2	*	*	95		2	no	T4 <sup>3)</sup>	II B <sup>4)</sup> (II B3)	yes	PP, EP, EX, TOX, A	2	27; 29; 44 *see 3.2.3.3
1886	ALCOHOLS, FLAMMABLE, TOXIC, N.O.S.	3	FT1	III	3+6.1+ (N1, N2, N3, CMR, F or S)	C	2	2	*	*	95		2	no	T4 <sup>3)</sup>	II B <sup>4)</sup>	yes	PP, EP, EX, TOX, A	0	27; 29; *see 3.2.3.3
1886	ALCOHOLS, FLAMMABLE, TOXIC, N.O.S.	3	FT1	III	3+6.1+ (N1, N2, N3, CMR, F or S)	C	2	2	*	*	95		2	no	T4 <sup>3)</sup>	II B <sup>4)</sup> (II B3)	yes	PP, EP, EX, TOX, A	0	27; 29; 44 *see 3.2.3.3
1887	ALCOHOLS, N.O.S. (tert-BUTANOL 90% (MASS)/METHANOL 10% (MASS) MIXTURE)	3	F1	II	3	N	2	2		10	97		3	yes	T1 <sup>13)</sup>	II A	yes	PP, EX, A	1	
1887	ALCOHOLS, N.O.S.	3	F1	II	3+(N1, N2, N3, CMR, F or S)	*	*	*	*	*	*		*	yes	T4 <sup>3)</sup>	II B <sup>4)</sup>	yes	*	1	14; 27; 29 *see 3.2.3.3
1887	ALCOHOLS, N.O.S.	3	F1	II	3+(N1, N2, N3, CMR, F or S)	*	*	*	*	*	*		*	yes	T4 <sup>3)</sup>	II B <sup>4)</sup> (II B3)	yes	*	1	14; 27; 29; 44*see 3.2.3.3
1887	ALCOHOLS, N.O.S.	3	F1	III	3+(N1, N2, N3, CMR, F or S)	*	*	*	*	*	*		*	yes	T4 <sup>3)</sup>	II B <sup>4)</sup>	yes	*	0	14; 27 *see 3.2.3.3



Copyright © United Nations, 2019. All rights reserved

UN No. or substance identification No.	Name and description	Class	Classification code	Packing group	Dangers	Type of tank vessel	Cargo tank design	Cargo tank type	Cargo tank equipment	Opening pressure of the pressure relief valve/high velocity vent valve, in kPa	Maximum degree of filling in %	Relative density at 20 °C	Type of sampling device	Pump room below deck permitted	Temperature class	Explosion group	Anti-explosion protection required	Equipment required	Number of cones/blue lights	Additional requirements/Remarks
(1)	(2)	(3a)	(3b)	(4)	(5)	(6)	(7)	(8)	(9)	(10)	(11)	(12)	(13)	(14)	(15)	(16)	(17)	(18)	(19)	(20)
1987	ALCOHOLS, N.O.S.	3	F1	III	3+(N1, N2, N3, CMR, F or S)	*	*	*	*	*	*		*	yes	T4 <sup>3)</sup>	II B <sup>4)</sup> (II B3)	yes	*	0	14; 27; 44 *see 3.2.3.3
1987	ALCOHOLS, N.O.S. (CYCLOHEXANOL)	3	F1	III	3+N3+F	N	3	3	2		95	0.95	3	yes	T3	II A	yes	PP, EX, A	0	7; 17
1987	ALCOHOLS, N.O.S. (CYCLOHEXANOL)	3	F1	III	3+N3+F	N	3	3	4		95	0.95	3	yes			no	PP	0	7; 17; 20: +46 °C
1989	ALDEHYDES, N.O.S.	3	F1	II	3+(N1, N2, N3, CMR, F or S)	*	*	*	*	*	*		*	yes	T4 <sup>3)</sup>	II B <sup>4)</sup>	yes	*	1	14; 27; 29 *see 3.2.3.3
1989	ALDEHYDES, N.O.S.	3	F1	II	3+(N1, N2, N3, CMR, F or S)	*	*	*	*	*	*		*	yes	T4 <sup>3)</sup>	II B <sup>4)</sup> (II B3)	yes	*	1	14; 27; 29; 44 *see 3.2.3.3
1989	ALDEHYDES, N.O.S.	3	F1	III	3+(N1, N2, N3, CMR, F or S)	*	*	*	*	*	*		*	yes	T4 <sup>3)</sup>	II B <sup>4)</sup>	yes	*	0	14; 27 *see 3.2.3.3
1989	ALDEHYDES, N.O.S.	3	F1	III	3+(N1, N2, N3, CMR, F or S)	*	*	*	*	*	*		*	yes	T4 <sup>3)</sup>	II B <sup>4)</sup> (II B3)	yes	*	0	14; 27; 44 *see 3.2.3.3
1991	CHLOROPRENE, STABILIZED	3	FT1	I	3+6.1+unst.+C MR	C	2	2	3	50	95	0.96	1	no	T2 <sup>13)</sup>	II B (II B3)	yes	PP, EP, EX, TOX, A	2	3; 5; 23
1992	FLAMMABLE LIQUID, TOXIC, N.O.S.	3	FT1	I	3+6.1+ (N1, N2, N3, CMR, F or S)	C	1	1	*	*	95		1	no	T4 <sup>3)</sup>	II B <sup>4)</sup>	yes	PP, EP, EX, TOX, A	2	27; 29 *see 3.2.3.3
1992	FLAMMABLE LIQUID, TOXIC, N.O.S.	3	FT1	I	3+6.1+ (N1, N2, N3, CMR, F or S)	C	1	1	*	*	95		1	no	T4 <sup>3)</sup>	II B <sup>4)</sup> (II B3)	yes	PP, EP, EX, TOX, A	2	27; 29; 44 *see 3.2.3.3
1992	FLAMMABLE LIQUID, TOXIC, N.O.S.	3	FT1	I	3+6.1+ (N1, N2, N3, CMR, F or S)	C	2	2	*	*	95		1	no	T4 <sup>3)</sup>	II B <sup>4)</sup>	yes	PP, EP, EX, TOX, A	2	27; 29 *see 3.2.3.3
1992	FLAMMABLE LIQUID, TOXIC, N.O.S.	3	FT1	I	3+6.1+ (N1, N2, N3, CMR, F or S)	C	2	2	*	*	95		1	no	T4 <sup>3)</sup>	II B <sup>4)</sup> (II B3)	yes	PP, EP, EX, TOX, A	2	27; 29; 44 *see 3.2.3.3

Copyright © United Nations, 2019. All rights reserved

UN No. or substance identification No.	Name and description	Class	Classification code	Packing group	Dangers	Type of tank vessel	Cargo tank design	Cargo tank type	Cargo tank equipment	Opening pressure of the pressure relief valve/high velocity vent valve, in kPa	Maximum degree of filling in %	Relative density at 20 °C	Type of sampling device	Pump room below deck permitted	Temperature class	Explosion group	Anti-explosion protection required	Equipment required	Number of cones/blue lights	Additional requirements/Remarks
(1)	(2)	(3a)	(3b)	(4)	(5)	(6)	(7)	(8)	(9)	(10)	(11)	(12)	(13)	(14)	(15)	(16)	(17)	(18)	(19)	(20)
1992	FLAMMABLE LIQUID, TOXIC, N.O.S	3	FT1	II	3+6.1+ (N1, N2, N3, CMR, F or S)	C	2	2	*	*	95		2	no	T4 <sup>3)</sup>	II B <sup>4)</sup>	yes	PP, EP, EX, TOX, A	2	27; 29 *see 3.2.3.3
1992	FLAMMABLE LIQUID, TOXIC, N.O.S	3	FT1	II	3+6.1+ (N1, N2, N3, CMR, F or S)	C	2	2	*	*	95		2	no	T4 <sup>3)</sup>	II B <sup>4)</sup> (II B3)	yes	PP, EP, EX, TOX, A	2	27; 29, 44 *see 3.2.3.3
1992	FLAMMABLE LIQUID, TOXIC, N.O.S	3	FT1	III	3+6.1+ (N1, N2, N3, CMR, F or S)	C	2	2	*	*	95		2	no	T4 <sup>3)</sup>	II B <sup>4)</sup>	yes	PP, EP, EX, TOX, A	0	27; 29 *see 3.2.3.3
1992	FLAMMABLE LIQUID, TOXIC, N.O.S	3	FT1	III	3+6.1+ (N1, N2, N3, CMR, F or S)	C	2	2	*	*	95		2	no	T4 <sup>3)</sup>	II B <sup>4)</sup> (II B3)	yes	PP, EP, EX, TOX, A	0	27; 29, 44 *see 3.2.3.3
1993	FLAMMABLE LIQUID, N.O.S.	3	F1	I	3+(N1, N2, N3, CMR, F)	*	*	*	*	*	*		*	yes	T4 <sup>3)</sup>	II B <sup>4)</sup>	yes	*	1	14; *see 3.2.3.3
1993	FLAMMABLE LIQUID, N.O.S.	3	F1	I	3+(N1, N2, N3, CMR, F)	*	*	*	*	*	*		*	yes	T4 <sup>3)</sup>	II B <sup>4)</sup> (II B3)	yes	*	1	14; 44* see 3.2.3.3
1993	FLAMMABLE LIQUID, N.O.S.	3	F1	II	3+(N1, N2, N3, CMR, F)	*	*	*	*	*	*		*	yes	T4 <sup>3)</sup>	II B <sup>4)</sup>	yes	*	1	14; *see 3.2.3.3
1993	FLAMMABLE LIQUID, N.O.S.	3	F1	II	3+(N1, N2, N3, CMR, F)	*	*	*	*	*	*		*	yes	T4 <sup>3)</sup>	II B <sup>4)</sup> (II B3)	yes	*	1	14; 44 *see 3.2.3.3
1993	FLAMMABLE LIQUID, N.O.S.	3	F1	III	3+(N1, N2, N3, CMR, F)	*	*	*	*	*	*		*	yes	T4 <sup>3)</sup>	II B <sup>4)</sup>	yes	*	0	14; *see 3.2.3.3
1993	FLAMMABLE LIQUID, N.O.S.	3	F1	III	3+(N1, N2, N3, CMR, F)	*	*	*	*	*	*		*	yes	T4 <sup>3)</sup>	II B <sup>4)</sup> (II B3)	yes	*	0	14; 44 *see 3.2.3.3
1993	FLAMMABLE LIQUID, N.O.S.	3	F1	I	3+(N1, N2, N3, CMR, F)	C	*	*	*	*	*		*	yes	T4 <sup>3)</sup>	II B <sup>4)</sup>	yes	*	1	*see 3.2.3.3
1993	FLAMMABLE LIQUID, N.O.S. WITH MORE THAN 10% BENZENE	3	F1	I	3+(N1, N2, N3, CMR, F)	C	*	*	*	*	*		*	yes	T4 <sup>3)</sup>	II B <sup>4)</sup>	yes	*	1	*see 3.2.3.3
1993	FLAMMABLE LIQUID, N.O.S. WITH MORE THAN 10% BENZENE	3	F1	I	3+(N1, N2, N3, CMR, F)	C	*	*	*	*	*		*	yes	T4 <sup>3)</sup>	II B <sup>4)</sup> (II B3)	yes	*	1	44* see 3.2.3.3

Copyright © United Nations, 2019. All rights reserved

UN No. or substance identification No.	Name and description	Class	Classification code	Packing group	Dangers	Type of tank vessel	Cargo tank design	Cargo tank type	Cargo tank equipment	Opening pressure of the pressure relief valve/high velocity vent valve, in kPa	Maximum degree of filling in %	Relative density at 20 °C	Type of sampling device	Pump room below deck permitted	Temperature class	Explosion group	Anti-explosion protection required	Equipment required	Number of cones/blue lights	Additional requirements/Remarks
(1)	(2)	(3a)	(3b)	(4)	(5)	(6)	(7)	(8)	(9)	(10)	(11)	(12)	(13)	(14)	(15)	(16)	(17)	(18)	(19)	(20)
1993	FLAMMABLE LIQUID, N.O.S. WITH MORE THAN 10% BENZENE	3	F1	II	3+(N1, N2, N3, CMR, F)	C	*	*	*	*	*		*	yes	T4 <sup>3)</sup>	II B <sup>4)</sup>	yes	*	1	*see 3.2.3.3
1993	FLAMMABLE LIQUID, N.O.S. WITH MORE THAN 10% BENZENE	3	F1	II	3+(N1, N2, N3, CMR, F)	C	*	*	*	*	*		*	yes	T4 <sup>3)</sup>	II B <sup>4)</sup> (II B3)	yes	*	1	44 *see 3.2.3.3
1993	FLAMMABLE LIQUID, N.O.S. WITH MORE THAN 10% BENZENE	3	F1	III	3+(N1, N2, N3, CMR, F)	C	*	*	*	*	*		*	yes	T4 <sup>3)</sup>	II B <sup>4)</sup>	yes	*	0	*see 3.2.3.3
1993	FLAMMABLE LIQUID, N.O.S. WITH MORE THAN 10% BENZENE	3	F1	III	3+(N1, N2, N3, CMR, F)	C	*	*	*	*	*		*	yes	T4 <sup>3)</sup>	II B <sup>4)</sup> (II B3)	yes	*	0	44 *see 3.2.3.3
1993	FLAMMABLE LIQUID, N.O.S. WITH MORE THAN 10% BENZENE	3	F1	I	3+(N1, N2, N3, CMR, F)	C	I	I			95		I	yes	T4 <sup>3)</sup>	II B <sup>4)</sup>	yes	PP, EP, EX, TOX, A	1	29
1993	FLAMMABLE LIQUID, N.O.S. WITH MORE THAN 10% BENZENE	3	F1	I	3+(N1, N2, N3, CMR, F)	C	I	I			95		I	yes	T4 <sup>3)</sup>	II B <sup>4)</sup> (II B3)	yes	PP, EP, EX, TOX, A	1	29, 44
1993	FLAMMABLE LIQUID, N.O.S. WITH MORE THAN 10% BENZENE	3	F1	II	3+(N1, N2, N3, CMR, F)	C	I	I			95		I	yes	T4 <sup>3)</sup>	II B <sup>4)</sup>	yes	PP, EP, EX, TOX, A	1	29
1993	FLAMMABLE LIQUID, N.O.S. WITH MORE THAN 10% BENZENE	3	F1	II	3+(N1, N2, N3, CMR, F)	C	I	I			95		I	yes	T4 <sup>3)</sup>	II B <sup>4)</sup> (II B3)	yes	PP, EP, EX, TOX, A	1	29, 44
1993	FLAMMABLE LIQUID, N.O.S. WITH MORE THAN 10% BENZENE	3	F1	III	3+(N1, N2, N3, CMR, F)	C	I	I			95		I	yes	T4 <sup>3)</sup>	II B <sup>4)</sup>	yes	PP, EP, EX, TOX, A	0	29

Copyright © United Nations, 2019. All rights reserved

UN No. or substance identification No.	Name and description	Class	Classification code	Packing group	Dangers	Type of tank vessel	Cargo tank design	Cargo tank type	Cargo tank equipment	Opening pressure of the pressure relief valve/high velocity vent valve, in kPa	Maximum degree of filling in %	Relative density at 20 °C	Type of sampling device	Pump room below deck permitted	Temperature class	Explosion group	Anti-explosion protection required	Equipment required	Number of cones/blue lights	Additional requirements/Remarks
(1)	(2)	(3a)	(3b)	(4)	(5)	(6)	(7)	(8)	(9)	(10)	(11)	(12)	(13)	(14)	(15)	(16)	(17)	(18)	(19)	(20)
1993	FLAMMABLE LIQUID, N.O.S. WITH MORE THAN 10% BENZENE INITIAL BOILING POINT ≤ 60 °C	3	F1	III	3+(N1, N2, N3, CMR, F)	C	1	1			95		1	yes	T4 <sup>3)</sup>	II B <sup>4)</sup> (II B3)	yes	PP, EP, EX, TOX, A	0	29; 44
1993	FLAMMABLE LIQUID, N.O.S. WITH MORE THAN 10% BENZENE 60 °C < INITIAL BOILING POINT ≤ 85 °C	3	F1	II	3+(N1, N2, N3, CMR, F)	C	2	2	3	50	95		2	yes	T4 <sup>3)</sup>	II B <sup>4)</sup>	yes	PP, EP, EX, TOX, A	1	23; 29; 38
1993	FLAMMABLE LIQUID, N.O.S. WITH MORE THAN 10% BENZENE 60 °C < INITIAL BOILING POINT ≤ 85 °C	3	F1	II	3+(N1, N2, N3, CMR, F)	C	2	2	3	50	95		2	yes	T4 <sup>3)</sup>	II B <sup>4)</sup> (II B3)	yes	PP, EP, EX, TOX, A	1	23; 29; 38; 44
1993	FLAMMABLE LIQUID, N.O.S. WITH MORE THAN 10% BENZENE 60 °C < INITIAL BOILING POINT ≤ 85 °C	3	F1	III	3+(N1, N2, N3, CMR, F)	C	2	2	3	50	95		2	yes	T4 <sup>3)</sup>	II B <sup>4)</sup>	yes	PP, EP, EX, TOX, A	0	23; 29; 38
1993	FLAMMABLE LIQUID, N.O.S. WITH MORE THAN 10% BENZENE 60 °C < INITIAL BOILING POINT ≤ 85 °C	3	F1	III	3+(N1, N2, N3, CMR, F)	C	2	2	3	50	95		2	yes	T4 <sup>3)</sup>	II B <sup>4)</sup> (II B3)	yes	PP, EP, EX, TOX, A	0	23; 29; 38; 44
1993	FLAMMABLE LIQUID, N.O.S. WITH MORE THAN 10% BENZENE 85 °C < INITIAL BOILING POINT ≤ 115 °C	3	F1	II	3+(N1, N2, N3, CMR, F)	C	2	2		50	95		2	yes	T4 <sup>3)</sup>	II B <sup>4)</sup>	yes	PP, EP, EX, TOX, A	1	29
1993	FLAMMABLE LIQUID, N.O.S. WITH MORE THAN 10% BENZENE 85 °C < INITIAL BOILING POINT ≤ 115 °C	3	F1	II	3+(N1, N2, N3, CMR, F)	C	2	2		50	95		2	yes	T4 <sup>3)</sup>	II B <sup>4)</sup> (II B3)	yes	PP, EP, EX, TOX, A	1	29; 44

Copyright © United Nations, 2019. All rights reserved

UN No. or substance identification No.	Name and description	Class	Classification code	Packing group	Dangers	Type of tank vessel	Cargo tank design	Cargo tank type	Cargo tank equipment	Opening pressure of the pressure relief valve/high velocity vent valve, in kPa	Maximum degree of filling in %	Relative density at 20 °C	Type of sampling device	Pump room below deck permitted	Temperature class	Explosion group	Anti-explosion protection required	Equipment required	Number of cones/blue lights	Additional requirements/Remarks
(1)	(2)	(3a)	(3b)	(4)	(5)	(6)	(7)	(8)	(9)	(10)	(11)	(12)	(13)	(14)	(15)	(16)	(17)	(18)	(19)	(20)
1993	FLAMMABLE LIQUID, N.O.S. WITH MORE THAN 10% BENZENE 85 °C < INITIAL BOILING POINT ≤ 115 °C	3	F1	III	3+(N1, N2, N3, CMR, F)	C	2	2		50	95		2	yes	T4 <sup>3)</sup>	II B <sup>4)</sup>	yes	PP, EP, EX, TOX, A	0	29
1993	FLAMMABLE LIQUID, N.O.S. WITH MORE THAN 10% BENZENE 85 °C < INITIAL BOILING POINT ≤ 115 °C	3	F1	III	3+(N1, N2, N3, CMR, F)	C	2	2		50	95		2	yes	T4 <sup>3)</sup>	II B <sup>4)</sup> (II B3)	yes	PP, EP, EX, TOX, A	0	29, 44
1993	FLAMMABLE LIQUID, N.O.S. WITH MORE THAN 10% BENZENE INITIAL BOILING POINT > 115 °C	3	F1	II	3+(N1, N2, N3, CMR, F)	C	2	2		35	95		2	yes	T4 <sup>3)</sup>	II B <sup>4)</sup>	yes	PP, EP, EX, TOX, A	1	29
1993	FLAMMABLE LIQUID, N.O.S. WITH MORE THAN 10% BENZENE INITIAL BOILING POINT > 115 °C	3	F1	II	3+(N1, N2, N3, CMR, F)	C	2	2		35	95		2	yes	T4 <sup>3)</sup>	II B <sup>4)</sup> (II B3)	yes	PP, EP, EX, TOX, A	1	29, 44
1993	FLAMMABLE LIQUID, N.O.S. WITH MORE THAN 10% BENZENE INITIAL BOILING POINT > 115 °C	3	F1	III	3+(N1, N2, N3, CMR, F)	C	2	2		35	95		2	yes	T4 <sup>3)</sup>	II B <sup>4)</sup>	yes	PP, EP, EX, TOX, A	0	29
1993	FLAMMABLE LIQUID, N.O.S. WITH MORE THAN 10% BENZENE INITIAL BOILING POINT > 115 °C	3	F1	III	3+(N1, N2, N3, CMR, F)	C	2	2		35	95		2	yes	T4 <sup>3)</sup>	II B <sup>4)</sup> (II B3)	yes	PP, EP, EX, TOX, A	0	29, 44
1993	FLAMMABLE LIQUID, N.O.S. (CYCLOHEXANONE/ CYCLOHEXANOL MIXTURE)	3	F1	III	3+F	N	3	3			97	0,95	3	yes	T3	II A	yes	PP, EX, A	0	
1999	TARS, LIQUID, including road oils, and cutback bitumens	3	F1	III	3+S	N	4	3	2		97		3	yes	T3	II A <sup>7)</sup>	yes	PP, EX, A	0	

Copyright © United Nations, 2019. All rights reserved

UN No. or substance identification No.	Name and description	Class	Classification code	Packing group	Dangers	Type of tank vessel	Cargo tank design	Cargo tank type	Cargo tank equipment	Opening pressure of the pressure relief valve/high velocity vent valve, in kPa	Maximum degree of filling in %	Relative density at 20 °C	Type of sampling device	Pump room below deck permitted	Temperature class	Explosion group	Anti-explosion protection required	Equipment required	Number of cones/blue lights	Additional requirements/Remarks
(1)	(2)	(3a)	(3b)	(4)	(5)	(6)	(7)	(8)	(9)	(10)	(11)	(12)	(13)	(14)	(15)	(16)	(17)	(18)	(19)	(20)
2014	HYDROGEN PEROXIDE, AQUEOUS SOLUTION with not less than 20% but not more than 60% hydrogen peroxide (stabilized as necessary)	5.1	OC1	II	5.1+8+unst.	C	2	2		35	95	1.2	2	yes			no	PP, EP	0	3; 33
2021	CHLOROPHENOLS, LIQUID (2-CHLOROPHENOL)	6.1	T1	III	6.1+N2	C	2	2		25	95	1.23	2	no	T1 <sup>(12)</sup>	II A <sup>(7)</sup>	yes	PP, EP, EX, TOX, A	0	6; +10 °C; 17
2022	CRESYLIC ACID	6.1	TC1	II	6.1+8+3+S	C	2	2		25	95	1.03	2	no	T1 <sup>(12)</sup>	II A <sup>(7)</sup>	yes	PP, EP, EX, TOX, A	2	6; +16 °C; 17
2023	EPICHLORHYDRINE	6.1	TF1	II	6.1+3+N3	C	2	2		35	95	1.18	2	no	T2 <sup>(12)</sup>	II B (IIB3)	yes	PP, EP, EX, TOX, A	2	5
2031	NITRIC ACID, other than red fuming, with more than 70% acid	8	CO1	I	8+5.1+N3	N	2	3		10	97	1.41-1.48	3	yes			no	PP, EP	0	34
2031	NITRIC ACID, other than red fuming with at least 65% but not more than 70% acid	8	CO1	II	8+5.1+N3	N	2	3		10	97	1.39-1.41	3	yes			no	PP, EP	0	34
2031	NITRIC ACID, other than red fuming, with less than 65% acid	8	CO1	II	8+N3	N	2	3		10	97	1.02-1.39	3	yes			no	PP, EP	0	34
2032	NITRIC ACID, RED FUMING	8	COT	I	8+5.1+6.1+N3	C	2	2		50	95	1.48-1.51	1	no			no	PP, EP, TOX, A	2	
2045	ISOBUTYRALDEHYDE (ISOBUTYL ALDEHYDE)	3	F1	II	3+N3	C	2	2	3	50	95	0.79	2	yes	T4	II A <sup>(7)</sup>	yes	PP, EX, A	1	15; 23
2046	CYMENES	3	F1	III	3+N2+F	N	3	3			97	0.88	3	yes	T2 <sup>(12)</sup>	II A <sup>(7)</sup>	yes	PP, EX, A	0	
2047	DICHLOROPROPENES (2,3-DICHLOROPROP-1-ENE)	3	F1	II	3+N2+CMR	C	2	2		45	95	1.2	2	yes	T1 <sup>(12)</sup>	II A <sup>(7)</sup>	yes	PP, EP, EX, TOX, A	1	
2047	DICHLOROPROPENES (MIXTURES of 2,3-DICHLOROPROP-1-ENE and 1,3-DICHLOROPROPENE)	3	F1	II	3+N1+CMR	C	2	2		45	95	1.23	2	yes	T2 <sup>(12)</sup>	II A <sup>(7)</sup>	yes	PP, EP, EX, TOX, A	1	

Copyright © United Nations, 2019. All rights reserved

UN No. or substance identification No.	Name and description	Class	Classification code	Packing group	Dangers	Type of tank vessel	Cargo tank design	Cargo tank type	Cargo tank equipment	Opening pressure of the pressure relief valve/high velocity vent valve, in kPa	Maximum degree of filling in %	Relative density at 20 °C	Type of sampling device	Pump room below deck permitted	Temperature class	Explosion group	Anti-explosion protection required	Equipment required	Number of cones/blue lights	Additional requirements/Remarks
(1)	(2)	(3a)	(3b)	(4)	(5)	(6)	(7)	(8)	(9)	(10)	(11)	(12)	(13)	(14)	(15)	(16)	(17)	(18)	(19)	(20)
2047	DICHLOROPROPENES (MIXTURES of 2,3-DICHLOROPROP-1-ENE and 1,3-DICHLOROPROPENE)	3	F1	III	3+NI+CMR	C	2	2		45	95	1.23	2	yes	T2 <sup>1)</sup> , T3	II A <sup>7)</sup>	yes	PP, EP, EX, TOX, A	0	
2047	DICHLOROPROPENES (1,3-DICHLOROPROPENE)	3	F1	III	3+NI+CMR	C	2	2		40	95	1.23	2	yes	T2 <sup>1)</sup> , T3	II A <sup>7)</sup>	yes	PP, EP, EX, TOX, A	0	
2048	DICYCLOPENTADIENE	3	F1	III	3+N2+F	N	3	3	2		95	0.94	3	yes	T1 <sup>12)</sup>	II A	yes	PP, EX, A	0	7; 17
2050	DIISOBUTYLENE, ISOMERIC COMPOUNDS	3	F1	II	3+N2+F	N	2	3		10	97	0.72	3	yes	T3 <sup>2)</sup>	II A <sup>7)</sup>	yes	PP, EX, A	1	
2051	2-DIMETHYLAMINO ETHANOL	8	CF1	II	8+3+N3	N	3	2			97	0.89	3	yes	T3	II A <sup>7)</sup>	yes	PP, EP, EX, A	1	34
2053	METHYL ISOBUTYL CARBINOL	3	F1	III	3	N	3	2			97	0.81	3	yes	T2 <sup>12)</sup>	II A	yes	PP, EX, A	0	
2054	MORPHOLINE	8	CF1	I	8+3+N3	N	3	2			97	1	3	yes	T3	II A	yes	PP, EP, EX, A	1	34
2055	STYRENE MONOMER, STABILIZED	3	F1	III	3+unst.+N3	N	3	2			97	0.91	3	yes	T1 <sup>12)</sup>	II A	yes	PP, EX, A	0	3; 5; 16
2056	TETRAHYDROFURAN	3	F1	II	3	N	2	2		10	97	0.89	3	yes	T3	II B (II B1)	yes	PP, EX, A	1	
2057	TRIPROPYLENE	3	F1	II	3 + NI	C	2	2		10	97	0.744	2	yes	T3	II A	yes	PP, EX, A	1	
2057	TRIPROPYLENE	3	F1	III	3 + NI	C	2	2			97	0.73	2	yes	T3	II A	yes	PP, EX, A	0	
2078	TOLUENE DIISOCYANATE (and isomeric mixtures) (2,4- TOLUENE isomeric mixtures) (2,4- TOLUENE DIISOCYANATE)	6.1	T1	II	6.1+N2+S	C	2	2	2	25	95	1.22	2	no	T1 <sup>12)</sup>	II B (II B3 <sup>16)</sup> )	yes	PP, EP, EX, TOX, A	2	2; 7; 8; 17
2078	TOLUENE DIISOCYANATE (and isomeric mixtures) (2,4- TOLUENE DIISOCYANATE)	6.1	T1	II	6.1+N2+S	C	2	1	4	25	95	1.22	2	no			no	PP, EP, TOX, A	2	2; 7; 8; 17; 20; +112°C; 26
2079	DIETHYLENE/TRIAMINE	8	C7	II	8+N3	N	4	2			97	0.96	3	yes			no	PP, EP	0	34
2187	CARBON DIOXIDE, REFRIGERATED LIQUID	2	3A		2.2	G	1	1	1		95		1	yes			no	PP	0	31,39
2205	ADIPONITRILE	6.1	T1	III	6.1	C	2	2		25	95	0.96	2	no	T4	II B (II B3 <sup>16)</sup> )	yes	PP, EP, EX, TOX, A	0	6; 6°C; 17

Copyright © United Nations, 2019. All rights reserved

UN No. or substance identification No.	Name and description	Class	Classification code	Packing group	Dangers	Type of tank vessel	Cargo tank design	Cargo tank type	Cargo tank equipment	Opening pressure of the pressure relief valve/high velocity vent valve, in kPa	Maximum degree of filling in %	Relative density at 20 °C	Type of sampling device	Pump room below deck permitted	Temperature class	Explosion group	Anti-explosion protection required	Equipment required	Number of cones/blue lights	Additional requirements/Remarks
(1)	(2)	(3a)	(3b)	(4)	(5)	(6)	(7)	(8)	(9)	(10)	(11)	(12)	(13)	(14)	(15)	(16)	(17)	(18)	(19)	(20)
2206	ISOCYANATES, TOXIC, N.O.S. (4-CHLOROPHENYL ISOCYANATE)	6.1	T1	II	6.1+S	C	2	2	4	25	95	1.25	2	no			no	PP, EP, TOX, A	2	7; 17
2209	FORMALDEHYDE SOLUTION with not less than 25% formaldehyde	8	C9	III	8+N3	N	4	2			97	1.09	3	yes			no	PP, EP	0	15; 34
2215	MALEIC ANHYDRIDE, MOLTEN	8	C3	III	8+N3	N	3	3	2		95	0.93	3	yes	T2 <sup>(2)</sup>	II B <sup>(4)</sup>	yes	PP, EP, EX, A	0	7; 17; 25; 34
2215	MALEIC ANHYDRIDE, MOLTEN	8	C3	III	8+N3	N	3	1	4		95	0.93	3	yes			no	PP, EP	0	7; 17; 20; +88 °C; 25; 34
2218	ACRYLIC ACID, STABILIZED	8	CF1	II	8+3+unst.+N1	C	2	2	4	30	95	1.05	1	yes	T2 <sup>(2)</sup>	II B (II B1)	yes	PP, EP, EX, A	1	3; 4; 5; 17
2227	n-BUTYL METHACRYLATE, STABILIZED	3	F1	III	3+unst.+N3+F	C	2	2		25	95	0.9	1	yes	T3	II A	yes	PP, EX, A	0	3; 5
2238	CHLOROTOLUENES (m-CHLOROTOLUENE)	3	F1	III	3+N2+S	C	2	2		30	95	1.08	2	yes	T1 <sup>(2)</sup>	II A <sup>(7)</sup>	yes	PP, EX, A	0	
2238	CHLOROTOLUENES (o-CHLOROTOLUENE)	3	F1	III	3+N2+S	C	2	2		30	95	1.08	2	yes	T1 <sup>(2)</sup>	II A <sup>(7)</sup>	yes	PP, EX, A	0	
2238	CHLOROTOLUENES (p-CHLOROTOLUENE)	3	F1	III	3+N2+S	C	2	2		30	95	1.07	2	yes	T1 <sup>(2)</sup>	II A <sup>(7)</sup>	yes	PP, EX, A	0	6; +11 °C; 17
2241	CYCLOHEPTANE	3	F1	II	3+N2	N	2	3		10	97	0.81	3	yes	T4 <sup>(3)</sup>	II A <sup>(7)</sup>	yes	PP, EX, A	1	
2247	n-DECANE	3	F1	III	3+F	C	2	2		30	95	0.73	2	yes	T4	II A	yes	PP, EX, A	0	
2248	DI-n-BUTYLAMINE	8	CF1	II	8+3+N3	N	3	2				0.76	3	yes	T3	II A <sup>(7)</sup>	yes	PP, EP, EX, A	1	34
2259	TRIETHYLENETETRAMINE	8	C7	II	8+N2	N	3	3			97	0.98	3	yes	T2 <sup>(2)</sup>	II B (II B3 <sup>(4)</sup> )	yes	PP, EP, EX, A	0	6; 16°C; 17; 34
2263	DIMETHYLCYCLOHEXANES (cis-1,4- DIMETHYL- CYCLOHEXANE)	3	F1	II	3	C	2	2		35	95	0.78	2	yes	T4 <sup>(3)</sup>	II A <sup>(7)</sup>	yes	PP, EX, A	1	



Copyright © United Nations, 2019. All rights reserved

UN No. or substance identification No.	Name and description	Class	Classification code	Packing group	Dangers	Type of tank vessel	Cargo tank design	Cargo tank type	Cargo tank equipment	Opening pressure of the pressure relief valve/high velocity vent valve, in kPa	Maximum degree of filling in %	Relative density at 20 °C	Type of sampling device	Pump room below deck permitted	Temperature class	Explosion group	Anti-explosion protection required	Equipment required	Number of cones/blue lights	Additional requirements/Remarks
(1)	(2)	(3a)	(3b)	(4)	(5)	(6)	(7)	(8)	(9)	(10)	(11)	(12)	(13)	(14)	(15)	(16)	(17)	(18)	(19)	(20)
2263	DIMETHYLCYCLOHEXANES (trans-1,4- DIMETHYL- CYCLOHEXANE)	3	F1	II	3	C	2	2		35	95	0.76	2	yes	T4 <sup>3)</sup>	II A <sup>7)</sup>	yes	PP, EX, A	1	
2264	N,N-DIMETHYL- CYCLOHEXYLAMINE	8	CF1	II	8+3+N2	N	3	3			97	0.85	3	yes	T3	II B <sup>4)</sup>	yes	PP, EP, EX, A	1	34
2265	N,N-DIMETHYLFORMAMIDE	3	F1	III	3+CMR	N	2	3	3	10	97	0.95	3	yes	T2 <sup>12)</sup>	II A	yes	PP, EP, EX, TOX, A	0	
2266	DIMETHYL-N-PROPYLAMINE	3	FC	II	3+8	C	2	2	3	50	95	0.72	2	yes	T4	II A <sup>7)</sup>	yes	PP, EP, EX, A	1	23
2276	2-ETHYLHEXYLAMINE	3	FC	III	3+8+N3	N	3	2			97	0.79	3	yes	T3	II A <sup>7)</sup>	yes	PP, EP, EX, A	0	34
2278	n-HEPTENE	3	F1	II	3+N3	N	2	2		10	97	0.7	3	yes	T3	II B <sup>4)</sup> (II B1)	yes	PP, EX, A	1	
2280	HEXAMETHYLENEDIAMINE, SOLID, MOLTEN	8	C8	III	8+N3	N	3	3	2		95	0.83	3	yes	T3	II B (II B3 <sup>14)</sup> )	yes	PP, EP, EX, A	0	7; 17; 34
2280	HEXAMETHYLENEDIAMINE, SOLID, MOLTEN	8	C8	III	8+N3	N	3	3	4		95	0.83	3	yes			no	PP, EP	0	7; 17; 20; +66 °C; 34
2282	HEXANOLS	3	F1	III	3+N3	N	3	2			97	0.83	3	yes	T3	II A	yes	PP, EX, A	0	
2286	PENTAMETHYLHEPTANE	3	F1	III	3+F	N	3	3			97	0.75	3	yes	T2 <sup>13)</sup>	II A <sup>7)</sup>	yes	PP, EX, A	0	
2288	ISOHEXENES	3	F1	II	3+unst.+N3	C	2	2	3	50	95	0.735	2	yes	T2 <sup>13)</sup>	II B <sup>4)</sup>	yes	PP, EX, A	1	3; 23
2289	ISOPHORONEDIAMINE	8	C7	III	8+N2	N	3	3			97	0.92	3	yes	T2 <sup>13)</sup>	II A <sup>7)</sup>	yes	PP, EP, EX, A	0	6; 14°C; 17; 34
2302	5-METHYLHEXAN-2-ONE	3	F1	III	3	N	3	2			97	0.81	3	yes	T1 <sup>12)</sup>	II A	yes	PP, EX, A	0	
2303	ISOPROPENYLBENZENE	3	F1	III	3+N2+F	N	3	3			97	0.91	3	yes	T2 <sup>12)</sup>	II B (II B1)	yes	PP, EX, A	0	
2309	OCTADIENE (1,7-OCTADIENE)	3	F1	II	3+N2	N	2	3		10	97	0.75	3	yes	T3	II B (II B3)	yes	PP, EX, A	1	
2311	PHENETIDINES	6.1	T1	III	6.1	C	2	2		25	95	1.07	2	no			no	PP, EP, TOX, A	0	6; +7 °C; 17

Copyright © United Nations, 2019. All rights reserved

UN No. or substance identification No.	Name and description	Class	Classification code	Packing group	Dangers	Type of tank vessel	Cargo tank design	Cargo tank type	Cargo tank equipment	Opening pressure of the pressure relief valve/high velocity vent valve, in kPa	Maximum degree of filling in %	Relative density at 20 °C	Type of sampling device	Pump room below deck permitted	Temperature class	Explosion group	Anti-explosion protection required	Equipment required	Number of cones/blue lights	Additional requirements/Remarks
(1)	(2)	(3a)	(3b)	(4)	(5)	(6)	(7)	(8)	(9)	(10)	(11)	(12)	(13)	(14)	(15)	(16)	(17)	(18)	(19)	(20)
2312	PHENOL, MOLTEN	6.1	T1	II	6.1+N3+S	C	2	2	4	25	95	1.07	2	no	T1 <sup>(2)</sup>	II A <sup>(8)</sup>	yes	PP, EP, EX, TOX, A	2	7, 17
2312	PHENOL, MOLTEN	6.1	T1	II	6.1+N3+S	C	2	2	4	25	95	1.07	2	no			no	PP, EP, TOX, A	2	7, 17; 20: +67 °C
2320	TETRAETHYLENEPENTAMINE	8	C7	III	8+N2	N	4	3			97	1	3	yes			no	PP, EP	0	34
2321	TRICHLOROBENZENES, LIQUID (1,2,4-TRICHLOROBENZENE)	6.1	T1	III	6.1+N1+S	C	2	2	2	25	95	1.45	2	no	T1 <sup>(2)</sup>	II A <sup>(7)</sup>	yes	PP, EP, EX, TOX, A	0	7, 17
2321	TRICHLOROBENZENES, LIQUID (1,2,4-TRICHLOROBENZENE)	6.1	T1	III	6.1+N1+S	C	2	1	4	25	95	1.45	2	no			no	PP, EP, TOX, A	0	7, 17; 20: +95 °C; 26
2323	TRIETHYL PHOSPHITE	3	F1	III	3	N	3	2			97	0.8	3	yes	T3	II B <sup>(4)</sup>	yes	PP, EX, A	0	
2324	TRISOBUTYLENE	3	F1	III	3+N1+F	C	2	2		35	95	0.76	2	yes	T2 <sup>(2)</sup>	II B <sup>(4)</sup>	yes	PP, EX, A	0	
2325	1,3,5-TRIMETHYLBENZENE	3	F1	III	3+N1	C	2	2		35	95	0.87	2	yes	T1 <sup>(2)</sup>	II A <sup>(7)</sup>	yes	PP, EX, A	0	
2333	ALLYL ACETATE	3	FT1	II	3+6.1	C	2	2		40	95	0.93	2	no	T2 <sup>(2)</sup>	II A <sup>(7)</sup>	yes	PP, EP, EX, TOX, A	2	
2348	BUTYL ACRYLATES, STABILIZED (n- BUTYL ACRYLATE, STABILIZED)	3	F1	III	3+unst.+N3	C	2	2		30	95	0.9	1	yes	T3	II B (II B1)	yes	PP, EX, A	0	3; 5
2350	BUTYL METHYL ETHER	3	F1	II	3	N	2	2		10	97	0.74	3	yes	T4 <sup>(3)</sup>	II B <sup>(4)</sup>	yes	PP, EX, A	1	
2356	2-CHLOROPROPANE	3	F1	I	3	C	2	2	3	50	95	0.86	2	yes	T1 <sup>(2)</sup>	II A	yes	PP, EX, A	1	23
2357	CYCLOHEXYLAMINE	8	CF1	II	8+3+N3	N	3	2			97	0.86	3	yes	T3	II A	yes	PP, EP, EX, A	1	34
2362	1,1-DICHLOROETHANE	3	F1	II	3+N2	C	2	2	3	50	95	1.17	2	yes	T2 <sup>(2)</sup>	II A	yes	PP, EX, A	1	23
2370	1-HEXENE	3	F1	II	3+N3	N	2	2		10	97	0.67	3	yes	T3	II B <sup>(4)</sup>	yes	PP, EX, A	1	
2381	DIMETHYL DISULPHIDE	3	FT1	II	3+6.1	C	2	2		40	95	1.063	2	yes	T2 <sup>(2)</sup>	II A	yes	PP, EP, EX, TOX, A	2	
2382	DIMETHYLHYDRAZINE, SYMMETRICAL	6.1	TF1	I	6.1+3+CMR	C	2	2		50	95	0.83	1	no	T4 <sup>(3)</sup>	II C <sup>(5)</sup>	yes	PP, EP, EX, TOX, A	2	
2383	DIPROPYLAMINE	3	FC	II	3+8+N3	C	2	2		35	95	0.74	2	yes	T3	II A	yes	PP, EP, EX, A	1	
2397	3-METHYLBUTAN-2-ONE	3	F1	II	3	N	2	2		10	97	0.81	3	yes	T1 <sup>(2)</sup>	II A <sup>(7)</sup>	yes	PP, EX, A	1	

Copyright © United Nations, 2019. All rights reserved

UN No. or substance identification No.	Name and description	Class	Classification code	Packing group	Dangers	Type of tank vessel	Cargo tank design	Cargo tank type	Cargo tank equipment	Opening pressure of the pressure relief valve/high velocity vent valve, in kPa	Maximum degree of filling in %	Relative density at 20 °C	Type of sampling device	Pump room below deck permitted	Temperature class	Explosion group	Anti-explosion protection required	Equipment required	Number of cones/blue lights	Additional requirements/Remarks
(1)	(2)	(3a)	(3b)	(4)	(5)	(6)	(7)	(8)	(9)	(10)	(11)	(12)	(13)	(14)	(15)	(16)	(17)	(18)	(19)	(20)
2398	METHYL tert-BUTYL ETHER	3	F1	II	3	N	2	2		10	97	0.74	3	yes	T1 <sup>(2)</sup>	II A	yes	PP, EX, A	1	
2404	PROPIONITRILE	3	FT1	II	3+6.1	C	2	2		45	95	0.78	2	no	T1 <sup>(9)</sup> , T2 <sup>(12)</sup>	II A <sup>(7)</sup>	yes	PP, EP, EX, TOX, A	2	
2414	THIOPHENE	3	F1	II	3+N3+S	N	2	3		10	97	1.06	3	yes	T2 <sup>(12)</sup>	II A	yes	PP, EX, A	1	
2430	ALKYLPHENOLS, SOLID, N.O.S. (NONYLPHENOL, ISOMERIC MIXTURE, MOLTEN)	8	C4	II	8+NI+F	N	3	1	2		95	0.95	2	yes	T2 <sup>(12)</sup>	II A <sup>(7)</sup>	yes	PP, EP, EX, A	0	7; 17
2430	ALKYLPHENOLS, SOLID, N.O.S. (NONYLPHENOL, ISOMERIC MIXTURE, MOLTEN)	8	C4	II	8+NI+F	N	3	2	4		95	0.95	2	yes			no	PP, EP	0	7; 17; 20: +125 °C
2432	N,N-DIETHYLANILINE	6.1	T1	III	6.1+N2	C	2	2		25	95	0.93	2	no			no	PP, EP, TOX, A	0	
2448	SULPHUR, MOLTEN	4.1	F3	III	4.1+S	N	4	1	4		95	2.07	3	yes			no	PP, EP, TOX*, A	0	* Toximeter for H2S; 7; 17; 20: +150°C; 28; 32
2458	HEXADIENES	3	F1	II	3+N3	N	2	2		10	97	0.72	3	yes	T4 <sup>(3)</sup>	II A <sup>(7)</sup>	yes	PP, EX, A	1	
2477	METHYL ISOTHIOCYANATE	6.1	TF1	I	6.1+3+N1	C	2	2	2	35	95	1.07 <sup>(1)</sup>	1	no	T4 <sup>(3)</sup>	II B <sup>(4)</sup>	yes	PP, EP, EX, TOX, A	2	7; 17
2485	n-BUTYL ISOCYANATE	6.1	TF1	I	6.1+3	C	2	2		35	95	0.89	1	no	T2 <sup>(12)</sup>	II A	yes	PP, EP, EX, TOX, A	2	
2486	ISOBUTYL ISOCYANATE	6.1	TF1	I	6.1+3	C	2	2		40	95		1	no	T4 <sup>(3)</sup>	II A	yes	PP, EP, EX, TOX, A	2	
2487	PHENYL ISOCYANATE	6.1	TF1	I	6.1+3	C	2	2		25	95	1.1	1	no	T1 <sup>(12)</sup>	II A	yes	PP, EP, EX, TOX, A	2	
2490	DICHLOROISOPROPYL ETHER	6.1	T1	II	6.1	C	2	2		25	95	1.11	2	no			no	PP, EP, TOX, A	2	
2491	ETHANOLAMINE or ETHANOLAMINE SOLUTION	8	C7	III	8+N3	N	3	2			97	1.02	3	yes	T2 <sup>(12)</sup>	II A <sup>(7)</sup>	yes	PP, EP, EX, A	0	6; 14°C; 17; 34
2493	HEXAMETHYLENIMINE	3	FC	II	3+8+N3	N	3	2			97	0.88	3	yes	T3 <sup>(2)</sup>	II A	yes	PP, EP, EX, A	1	34

Copyright © United Nations, 2019. All rights reserved

UN No. or substance identification No.	Name and description	Class	Classification code	Packing group	Dangers	Type of tank vessel	Cargo tank design	Cargo tank type	Cargo tank equipment	Opening pressure of the pressure relief valve/high velocity vent valve, in kPa	Maximum degree of filling in %	Relative density at 20 °C	Type of sampling device	Pump room below deck permitted	Temperature class	Explosion group	Anti-explosion protection required	Equipment required	Number of cones/blue lights	Additional requirements/Remarks
(1)	(2)	(3a)	(3b)	(4)	(5)	(6)	(7)	(8)	(9)	(10)	(11)	(12)	(13)	(14)	(15)	(16)	(17)	(18)	(19)	(20)
2496	PROPIONIC ANHYDRIDE	8	C3	III	8+N3	N	4	3			97	1.02	3	yes			no	PP, EP	0	34
2518	1,5,9-CYCLODECATRIENE	6.1	T1	III	6.1+F	C	2	2		25	95	0.9	2	no			no	PP, EP, TOX, A	0	
2527	ISOBUTYL ACRYLATE, STABILIZED	3	F1	III	3+unst.	C	2	2		30	95	0.89	1	yes	T2 <sup>(2)</sup>	II B <sup>(9)</sup>	yes	PP, EX, A	0	3, 5
2528	ISOBUTYL ISOBUTYRATE	3	F1	III	3+N3	N	3	2			97	0.86	3	yes	T2 <sup>(2)</sup>	II A	yes	PP, EX, A	0	
2531	METHACRYLIC ACID, STABILIZED	8	C3	II	8+unst.+N3	C	2	2	4	25	95	1.02	1	yes	T2 <sup>(2)</sup>	II A	yes	PP, EP, EX, A	0	3, 4, 5, 7, 17
2564	TRICHLOROACETIC ACID SOLUTION	8	C3	II	8+N1	C	2	2	2	25	95	1,62 <sup>(1)</sup>	2	yes	T1 <sup>(2)</sup>	II A <sup>(7)</sup>	yes	PP, EP, EX, A	0	7, 17, 22
2564	TRICHLOROACETIC ACID SOLUTION	8	C3	III	8+N1	C	2	2		25	95	1,62 <sup>(1)</sup>	2	yes			no	PP, EP	0	22
2574	TRICRESYL PHOSPHATE with more than 3% ortho isomer	6.1	T1	II	6.1+N1+S	C	2	2		25	95	1.18	2	no			no	PP, EP, TOX, A	2	
2579	PIPERAZINE, MOL.TEN	8	C8	III	8+N2	N	3	3	2		95	0.9	3	yes			no	PP, EP	0	7, 17, 34
2582	FERRIC CHLORIDE SOLUTION	8	C1	III	8	N	4	3			97	1.45	3	yes			no	PP, EP	0	22, 30, 34
2586	ALKYL SULPHONIC ACIDS, LIQUID or ARYL SULPHONIC ACIDS, LIQUID with not more than 5% free sulphuric acid	8	C3	III	8	N	4	3			97		3	yes			no	PP, EP	0	34
2608	NITROPROPANES	3	F1	III	3	N	3	2			97	1	3	yes	T2 <sup>(2)</sup>	II B <sup>(7)</sup> (II B2)	yes	PP, EX, A	0	
2615	ETHYL PROPYL ETHER	3	F1	II	3	N	2	2		10	97	0.73	3	yes	T4 <sup>(3)</sup>	II A <sup>(7)</sup>	yes	PP, EX, A	1	
2618	VINYLTOLUENES, STABILIZED	3	F1	III	3+unst.+N2+F	C	2	2		25	95	0.92	1	yes	T1 <sup>(2)</sup>	II A	yes	PP, EX, A	0	3, 5
2651	4,4'-DIAMINO-DIPHENYLMETHANE	6.1	T2	III	6.1+N2+CMR+S	C	2	2	2	25	95	1	2	no			no	PP, EP, TOX, A	0	7, 17

Copyright © United Nations, 2019. All rights reserved

UN No. or substance identification No.	Name and description	Class	Classification code	Packing group	Dangers	Type of tank vessel	Cargo tank design	Cargo tank type	Cargo tank equipment	Opening pressure of the pressure relief valve/high velocity vent valve, in kPa	Maximum degree of filling in %	Relative density at 20 °C	Type of sampling device	Pump room below deck permitted	Temperature class	Explosion group	Anti-explosion protection required	Equipment required	Number of cones/blue lights	Additional requirements/Remarks
(1)	(2)	(3a)	(3b)	(4)	(5)	(6)	(7)	(8)	(9)	(10)	(11)	(12)	(13)	(14)	(15)	(16)	(17)	(18)	(19)	(20)
2672	AMMONIA SOLUTION, relative density between 0.880 and 0.957 at 15°C in water, with more than 10% but not more than 35% ammonia (more than 25% but not more than 35% ammonia)	8	C5	III	8+N1	C	2	2	1	50	95	0.88 <sup>(10)</sup> – 0.96 <sup>(10)</sup>	2	yes			no	PP, EP	0	
2672	AMMONIA SOLUTION, relative density between 0.880 and 0.957 at 15°C in water, with more than 10% but not more than 35% ammonia (not more than 25% ammonia)	8	C5	III	8+N3	N	2	2		10	95	0.88 <sup>(10)</sup> – 0.96 <sup>(10)</sup>	2	yes			no	PP, EP	0	34
2683	AMMONIUM SULPHIDE SOLUTION	8	CF-T	II	8+3+6.1	C	2	2		50	95		2	no	T4 <sup>(3)</sup>	II B <sup>(4)</sup>	yes	PP, EP, EX, TOX, A	2	15; 16
2693	BISULPHITES, AQUEOUS SOLUTION, N.O.S.	8	C1	III	8	N	4	3			97		3	yes			no	PP, EP	0	27; 34
2709	BUTYL BENZENES	3	F1	III	3+N1+F	N	2	3		35	97	0.87	2	yes	T2 <sup>(2)</sup>	II A <sup>(7)</sup>	yes	PP, EX, A	0	41
2709	BUTYL BENZENES (n-BUTYLBENZENE)	3	F1	III	3+N1+F	N	3	3			97	0.87	2	yes	T2 <sup>(2)</sup>	II A	yes	PP, EX, A	0	41
2733	AMINES, FLAMMABLE, CORROSIVE, N.O.S. or POLYAMINES, FLAMMABLE, CORROSIVE, N.O.S. (2-AMINOBUTANE)	3	FC	II	3+8+N1	C	2	2	3	50	95	0.72	2	yes	T4 <sup>(3)</sup>	II A <sup>(7)</sup>	yes	PP, EP, EX, A	1	23
2735	AMINES, LIQUID, CORROSIVE, N.O.S. or POLYAMINES, LIQUID, CORROSIVE, N.O.S.	8	C7	I	8+(N1, N2, N3, CMR, F or S)	*	*	*	*	*	*		*	yes			no	*	0	27; 34 *see 3.2.3.3
2735	AMINES, LIQUID, CORROSIVE, N.O.S. or POLYAMINES, LIQUID, CORROSIVE, N.O.S.	8	C7	II	8+(N1, N2, N3, CMR, F or S)	*	*	*	*	*	*		*	yes			no	*	0	27; 34 *see 3.2.3.3
2735	AMINES, LIQUID, CORROSIVE, N.O.S. or POLYAMINES, LIQUID, CORROSIVE, N.O.S.	8	C7	III	8+(N1, N2, N3, CMR, F or S)	*	*	*	*	*	*		*	yes			no	*	0	27; 34 *see 3.2.3.3

Copyright © United Nations, 2019. All rights reserved

UN No. or substance identification No.	Name and description	Class	Classification code	Packing group	Dangers	Type of tank vessel	Cargo tank design	Cargo tank type	Cargo tank equipment	Opening pressure of the pressure relief valve/high velocity vent valve, in kPa	Maximum degree of filling in %	Relative density at 20 °C	Type of sampling device	Pump room below deck permitted	Temperature class	Explosion group	Anti-explosion protection required	Equipment required	Number of cones/blue lights	Additional requirements/Remarks
(1)	(2)	(3a)	(3b)	(4)	(5)	(6)	(7)	(8)	(9)	(10)	(11)	(12)	(13)	(14)	(15)	(16)	(17)	(18)	(19)	(20)
2754	N-ETHYLTOLUIDINES (N-ETHYL-o-TOLUIDINE)	6.1	T1	II	6.1+F	C	2	2		25	95	0.94	2	no			no	PP, EP, TOX, A	2	
2754	N-ETHYLTOLUIDINES (N-ETHYL-m-TOLUIDINE)	6.1	T1	II	6.1+F	C	2	2		25	95	0.94	2	no			no	PP, EP, TOX, A	2	
2754	N-ETHYLTOLUIDINES (N-ETHYL-o-TOLUIDINE and N-ETHYL-m-TOLUIDINE MIXTURES)	6.1	T1	II	6.1+F	C	2	2		25	95	0.94	2	no			no	PP, EP, TOX, A	2	
2754	N-ETHYLTOLUIDINES (N-ETHYL-p-TOLUIDINE)	6.1	T1	II	6.1+F	C	2	2	2	25	95	0.94	2	no			no	PP, EP, TOX, A	2	7; 17
2785	4-THIAPENTANAL (3-METHYLMERCAPTO-PROPIONALDEHYDE)	6.1	T1	III	6.1	C	2	2		25	95	1.04	2	no			no	PP, EP, TOX, A	0	
2789	ACETIC ACID, GLACIAL or ACETIC ACID SOLUTION, more than 80% acid, by mass	8	CF1	II	8+3	N	2	3	2	10	95	1.05 with 100% acid	3	yes	T1 <sup>(12)</sup>	II A <sup>(7)</sup>	yes	PP, EP, EX, A	1	7; 17; 34
2790	ACETIC ACID SOLUTION, not less than 50% but not more than 80% acid, by mass	8	C3	II	8	N	2	3		10	97		3	yes			no	PP, EP	0	34
2790	ACETIC ACID SOLUTION, more than 10% and less than 50% acid, by mass	8	C3	III	8	N	2	3		10	97		3	yes			no	PP, EP	0	34
2796	BATTERY FLUID, ACID	8	C1	II	8+N3	N	4	3			97	1.00 - 1.84	3	yes			no	PP, EP	0	8; 22; 30; 34
2796	SULPHURIC ACID with not more than 51% acid	8	C1	II	8+N3	N	4	3			97	1.00 - 1.41	3	yes			no	PP, EP	0	8; 22; 30; 34
2797	BATTERY FLUID, ALKALI	8	C5	II	8+N3	N	4	3			97	1.00 - 2.13	3	yes			no	PP, EP	0	22; 30; 34
2810	TOXIC LIQUID, ORGANIC, N.O.S.	6.1	T1	I	6.1+(N1, N2, N3, CMR, F or S)	C	2	2	*	*	95		1	no			no	PP, EP, TOX, A	2	27; 29 *see 3.2.3.3

Copyright © United Nations, 2019. All rights reserved

UN No. or substance identification No.	Name and description	Class	Classification code	Packing group	Dangers	Type of tank vessel	Cargo tank design	Cargo tank type	Cargo tank equipment	Opening pressure of the pressure relief valve/high velocity vent valve, in kPa	Maximum degree of filling in %	Relative density at 20 °C	Type of sampling device	Pump room below deck permitted	Temperature class	Explosion group	Anti-explosion protection required	Equipment required	Number of cones/blue lights	Additional requirements/Remarks
(1)	(2)	(3a)	(3b)	(4)	(5)	(6)	(7)	(8)	(9)	(10)	(11)	(12)	(13)	(14)	(15)	(16)	(17)	(18)	(19)	(20)
2810	TOXIC LIQUID, ORGANIC, N.O.S.	6.1	T1	II	6.1+(N1, N2, N3, CMR, F or S)	C	2	2	*	*	95		2	no			no	PP, EP, TOX, A	2	27; 29 *see 3.2.3.3
2810	TOXIC LIQUID, ORGANIC, N.O.S.	6.1	T1	III	6.1+(N1, N2, N3, CMR, F or S)	C	2	2	*	*	95		2	no			no	PP, EP, TOX, A	0	27; 29 *see 3.2.3.3
2811	TOXIC SOLID, ORGANIC, N.O.S. (1,2,3-TRICHLOROBENZENE, MOLTEN)	6.1	T2	III	6.1+S	C	2	2	2	25	95		2	no	T4 <sup>3)</sup>	II A <sup>7)</sup>	yes	PP, EP, EX, TOX, A	0	7; 17; 22
2811	TOXIC SOLID, ORGANIC, N.O.S. (1,2,3-TRICHLOROBENZENE, MOLTEN)	6.1	T2	III	6.1+S	C	2	1	4	25	95		2	no			no	PP, EP, TOX, A	0	7; 17; 20; +92 °C; 22; 26
2811	TOXIC SOLID, ORGANIC, N.O.S. (1,3,5-TRICHLOROBENZENE, MOLTEN)	6.1	T2	III	6.1+S	C	2	2	2	25	95		2	no	T4 <sup>3)</sup>	II A <sup>7)</sup>	yes	PP, EP, EX, TOX, A	0	7; 17; 22
2811	TOXIC SOLID, ORGANIC, N.O.S. (1,3,5-TRICHLOROBENZENE, MOLTEN)	6.1	T2	III	6.1+S	C	2	1	4	25	95		2	no			no	PP, EP, TOX, A	0	7; 17; 20; +92 °C; 22; 26
2815	N-AMINOETHYL PIPERAZINE	8	C7	III	8+N2	N	4	3			97	0.98	3	yes			no	PP, EP	0	34
2820	BUTYRIC ACID	8	C3	III	8+N3	N	2	3		10	97	0.96	3	yes			no	PP, EP	0	34
2829	CAPROIC ACID	8	C3	III	8+N3	N	4	3			97	0.92	3	yes			no	PP, EP	0	34
2831	1,1,1-TRICHLOROETHANE	6.1	T1	III	6.1+N2	C	2	2	3	50	95	1.34	2	no			no	PP, EP, TOX, A	0	23
2850	PROPYLENE TETRAMER	3	F1	III	3+N1+F	N	4	3			97	0.76	2	yes			no	PP	0	
2874	FURFURYL ALCOHOL	6.1	T1	III	6.1+N3	C	2	2		25	95	1.13	2	no			no	PP, EP, TOX, A	0	
2904	PHENOLATES, LIQUID	8	C9	III	8	N	4	2			97	1.13-1.18	3	yes			no	PP, EP	0	34

Copyright © United Nations, 2019. All rights reserved

UN No. or substance identification No.	Name and description	Class	Classification code	Packing group	Dangers	Type of tank vessel	Cargo tank design	Cargo tank type	Cargo tank equipment	Opening pressure of the pressure relief valve/high velocity vent valve, in kPa	Maximum degree of filling in %	Relative density at 20 °C	Type of sampling device	Pump room below deck permitted	Temperature class	Explosion group	Anti-explosion protection required	Equipment required	Number of cones/blue lights	Additional requirements/Remarks
(1)	(2)	(3a)	(3b)	(4)	(5)	(6)	(7)	(8)	(9)	(10)	(11)	(12)	(13)	(14)	(15)	(16)	(17)	(18)	(19)	(20)
2920	CORROSIVE LIQUID, FLAMMABLE, N.O.S. (2-PROPANOL AND DODECYLDIMETHYL-AMMONIUM CHLORIDE, AQUEOUS SOLUTION)	8	CF1	II	8+3+F	N	3	3			97	0.95	3	yes	T3	II A	yes	PP, EP, EX, A	1	34;
2920	CORROSIVE LIQUID, FLAMMABLE, N.O.S. (AQUEOUS SOLUTION OF HEXADECYLTRIMETHYL-AMMONIUM CHLORIDE (50%) AND ETHANOL (35%))	8	CF1	II	8+3+F	N	2	3		10	95	0.9	3	yes	T2 <sup>12)</sup>	II B	yes	PP, EP, EX, A	1	6; +7 °C; 17; 34;
2920	CORROSIVE LIQUID, FLAMMABLE, N.O.S. (AQUEOUS SOLUTION OF HEXADECYLTRIMETHYL-AMMONIUM CHLORIDE (50%) AND ETHANOL (35%))	8	CF1	II	8+3+F	N	2	3		10	95	0,9	3	yes	T2 <sup>12)</sup>	II B (II B3)	yes	PP, EP, EX, A	1	6; +7 °C; 17; 34; 44
2922	CORROSIVE LIQUID, TOXIC, N.O.S.	8	CT1	I	8+6.1+ (N1, N2, N3, CMR, F or S)	C	2	2	*	*	95		1	no			no	PP, EP, TOX, A	2	27; 29 *see 3.2.3.3
2922	CORROSIVE LIQUID, TOXIC, N.O.S.	8	CT1	II	8+6.1+ (N1, N2, N3, CMR, F or S)	C	2	2	*	*	95		2	no			no	PP, EP, TOX, A	2	27; 29 *see 3.2.3.3
2922	CORROSIVE LIQUID, TOXIC, N.O.S.	8	CT1	III	8+6.1+ (N1, N2, N3, CMR, F or S)	C	2	2	*	*	95		2	no			no	PP, EP, TOX, A	0	27; 29 *see 3.2.3.3
2924	FLAMMABLE LIQUID, CORROSIVE, N.O.S.	3	FC	I	3+8+(N1, N2, N3, CMR, F or S)	C	1	1	*	*	95		1	yes	T4 <sup>3)</sup>	II B <sup>4)</sup>	yes	*	1	27; 29 *see 3.2.3.3
2924	FLAMMABLE LIQUID, CORROSIVE, N.O.S.	3	FC	I	3+8+(N1, N2, N3, CMR, F or S)	C	1	1	*	*	95		1	yes	T4 <sup>3)</sup>	II B <sup>4)</sup> (II B3)	yes	*	1	27; 29; 44 *see 3.2.3.3



Copyright © United Nations, 2019. All rights reserved

Name and description	(1)	(2)	(3a)	Class	Classification code	Packing group	Dangers	Type of tank vessel	Cargo tank design	Cargo tank type	Cargo tank equipment	Opening pressure of the pressure relief valve/high velocity vent valve, in kPa	Maximum degree of filling in %	Relative density at 20 °C	Type of sampling device	Pump room below deck permitted	Temperature class	Explosion group	Anti-explosion protection required	Equipment required	Number of cones/blue lights	Additional requirements/Remarks
2924	FLAMMABLE LIQUID, CORROSIVE, N.O.S.	3	FC	I	3+8+(N1, N2, N3, CMR, F or S)	C	2	2	*	95	*				1	yes	T4 <sup>3)</sup>	II B <sup>4)</sup>	yes	*	1	27; 29 *see 3.2.3.3
2924	FLAMMABLE LIQUID, CORROSIVE, N.O.S.	3	FC	I	3+8+(N1, N2, N3, CMR, F or S)	C	2	2	*	95	*				1	yes	T4 <sup>3)</sup>	II B <sup>4)</sup> (II B3)	yes	*	1	27; 29; 44 *see 3.2.3.3
2924	FLAMMABLE LIQUID, CORROSIVE, N.O.S.	3	FC	II	3+8+(N1, N2, N3, CMR, F or S)	C	2	2	*	95	*				1	yes	T4 <sup>3)</sup>	II B <sup>4)</sup>	yes	*	1	27; 29 *see 3.2.3.3
2924	FLAMMABLE LIQUID, CORROSIVE, N.O.S.	3	FC	II	3+8+(N1, N2, N3, CMR, F or S)	C	2	2	*	95	*				1	yes	T4 <sup>3)</sup>	II B <sup>4)</sup> (II B3)	yes	*	1	27; 29; 44 *see 3.2.3.3
2924	FLAMMABLE LIQUID, CORROSIVE, N.O.S.	3	FC	III	3+8+(N1, N2, N3, CMR, F or S)	*	*	*	*	*	*				0	yes	T4 <sup>3)</sup>	II B <sup>4)</sup>	yes	*	0	27; 34 *see 3.2.3.3
2924	FLAMMABLE LIQUID, CORROSIVE, N.O.S.	3	FC	III	3+8+(N1, N2, N3, CMR, F or S)	*	*	*	*	*	*				0	yes	T4 <sup>3)</sup>	II B <sup>4)</sup> (II B3)	yes	*	0	27; 34 *see 3.2.3.3
2924	FLAMMABLE LIQUID, CORROSIVE, N.O.S. (AQUEOUS SOLUTION OF DIALKYL-(C <sub>8</sub> -C <sub>18</sub> )-DIMETHYLAMMONIUM CHLORIDE AND 2-PROPANOL)	3	FC	II	3+8+F	C	2	2		95	50			0.88	2	yes	T2 <sup>13)</sup>	II A	yes	PP, EP, EX, A	1	
2927	TOXIC LIQUID, CORROSIVE, ORGANIC, N.O.S.	6.1	TC1	I	6.1+8+ (N1, N2, N3, CMR, F or S)	C	2	2	*	95	*				1	no			no	PP, EP, TOX, A	2	27; 29 *see 3.2.3.3
2927	TOXIC LIQUID, CORROSIVE, ORGANIC, N.O.S.	6.1	TC1	II	6.1+8+ (N1, N2, N3, CMR, F or S)	C	2	2	*	95	*				2	no			no	PP, EP, TOX, A	2	27; 29 *see 3.2.3.3
2929	TOXIC LIQUID, FLAMMABLE, ORGANIC, N.O.S.	6.1	TF1	I	6.1+3+ (N1, N2, N3, CMR, F or S)	C	2	2	*	95	*				1	no	T4 <sup>3)</sup>	II B <sup>4)</sup>	yes	PP, EP, EX, TOX, A	2	27; 29 *see 3.2.3.3

Copyright © United Nations, 2019. All rights reserved

UN No. or substance identification No.	Name and description	Class	Classification code	Packing group	Dangers	Type of tank vessel	Cargo tank design	Cargo tank type	Cargo tank equipment	Opening pressure of the pressure relief valve/high velocity vent valve, in kPa	Maximum degree of filling in %	Relative density at 20 °C	Type of sampling device	Pump room below deck permitted	Temperature class	Explosion group	Anti-explosion protection required	Equipment required	Number of cones/blue lights	Additional requirements/Remarks
(1)	(2)	(3a)	(3b)	(4)	(5)	(6)	(7)	(8)	(9)	(10)	(11)	(12)	(13)	(14)	(15)	(16)	(17)	(18)	(19)	(20)
2929	TOXIC LIQUID, FLAMMABLE, ORGANIC, N.O.S.	6.1	TF1	I	6.1+3+(N1, N2, N3, CMR, F or S)	C	2	2	*	*	95		1	no	T4 <sup>3)</sup>	II B <sup>4)</sup> (II B3)	yes	PP, EP, EX, TOX, A	2	27; 29; 44 *see 3.2.3.3
2929	TOXIC LIQUID, FLAMMABLE, ORGANIC, N.O.S.	6.1	TF1	II	6.1+3+(N1, N2, N3, CMR, F or S)	C	2	2	*	*	95		2	no	T4 <sup>3)</sup>	II B <sup>4)</sup>	yes	PP, EP, EX, TOX, A	2	27; 29 *see 3.2.3.3
2929	TOXIC LIQUID, FLAMMABLE, ORGANIC, N.O.S.	6.1	TF1	II	6.1+3+(N1, N2, N3, CMR, F or S)	C	2	2	*	*	95		2	no	T4 <sup>3)</sup>	II B <sup>4)</sup> (II B3)	yes	PP, EP, EX, TOX, A	2	27; 29; 44 *see 3.2.3.3
2935	ETHYL-2-CHLORO-PROPIONATE	3	F1	III	3	C	2	2		30	95	1.08	2	yes	T4 <sup>3)</sup>	II A	yes	PP, EX, A	0	
2947	ISOPROPYL CHLOROACETATE	3	F1	III	3	C	2	2		30	95	1.09	2	yes	T4 <sup>3)</sup>	II A	yes	PP, EX, A	0	
2966	THIOGLYCOL	6.1	T1	II	6.1	C	2	2		25	95	1.12	2	no			no	PP, EP, TOX, A	2	
2983	ETHYLENE OXIDE AND PROPYLENE OXIDE MIXTURE, with not more than 30% ethylene oxide	3	FT1	I	3+6.1+unst.	C	1	1	3		95	0.85	1	no	T2 <sup>12)</sup>	II B (II B3)	yes	PP, EP, EX, TOX, A	2	2; 3; 12; 31; 35
2984	HYDROGEN PEROXIDE AQUEOUS SOLUTION with not less than 8%, but less than 20% hydrogen peroxide (stabilized as necessary)	5.1	O1	III	5.1+unst.	C	2	2		35	95	1.06	2	yes			no	PP	0	3; 33
3077	ENVIRONMENTALLY HAZARDOUS SUBSTANCE, SOLID, N.O.S., MOLTEN, (ALKYLAMINE (C <sub>12</sub> to C <sub>18</sub> ))	9	M7	III	9+F	N	4	3	2		95	0.79	3	yes			no	PP	0	7; 17
3079	METHACRYLONITRILE, STABILIZED	6.1	TF1	I	6.1+3+unst.+ N3	C	2	2		45	95	0.8	1	no	T1 <sup>12)</sup>	II B <sup>4)</sup>	yes	PP, EP, EX, TOX, A	2	3; 5
3082	ENVIRONMENTALLY HAZARDOUS SUBSTANCE, LIQUID, N.O.S.	9	M6	III	9+(N1, N2, CMR, F or S)	*	*	*	*	*	*		*	yes			no	*	0	22; 27 *see 3.2.3.3

Copyright © United Nations, 2019. All rights reserved

UN No. or substance identification No.	Name and description	Class	Classification code	Packing group	Dangers	Type of tank vessel	Cargo tank design	Cargo tank type	Cargo tank equipment	Opening pressure of the pressure relief valve/high velocity vent valve, in kPa	Maximum degree of filling in %	Relative density at 20 °C	Type of sampling device	Pump room below deck permitted	Temperature class	Explosion group	Anti-explosion protection required	Equipment required	Number of cones/blue lights	Additional requirements/Remarks
(1)	(2)	(3a)	(3b)	(4)	(5)	(6)	(7)	(8)	(9)	(10)	(11)	(12)	(13)	(14)	(15)	(16)	(17)	(18)	(19)	(20)
3082	ENVIRONMENTALLY HAZARDOUS SUBSTANCE, LIQUID, N.O.S. (BILGE WATER)	9	M6	III	9+N2+F	N	4	3			97		3	yes			no	PP	0	
3082	ENVIRONMENTALLY HAZARDOUS SUBSTANCE, LIQUID, N.O.S. (HEAVY HEATING OIL)	9	M6	III	9+CMR (N1, N2, F or S)	N	2	3		10	97		3	yes			no	PP	0	
3092	1-METHOXY-2-PROPANOL	3	F1	III	3	N	3	2			97	0.92	3	yes	T3	II B (II B1)	yes	PP, EX, A	0	
3145	ALKYLPHENOLS, LIQUID, N.O.S. (including C <sub>7</sub> -C <sub>12</sub> homologues)	8	C3	II	8+N3	N	4	3			97	0.95	3	yes			no	PP, EP	0	34
3145	ALKYLPHENOLS, LIQUID, N.O.S. (including C <sub>7</sub> -C <sub>12</sub> homologues)	8	C3	III	8+N3	N	4	3			97	0.95	3	yes			no	PP, EP	0	34
3175	SOLIDS CONTAINING FLAMMABLE LIQUID, N.O.S., MOLTEN, having a flash-point up to 60 °C (2-PROPANOL AND DIALKYL-(C <sub>12</sub> to C <sub>18</sub> )-DIMETHYLAMMONIUM CHLORIDE)	4.1	F1	II	4.1	N	3	3	4		95	0.86	3	yes	T2 <sup>(13)</sup>	II A <sup>(7)</sup>	yes	PP, EX, A	1	7, 17
3256	ELEVATED TEMPERATURE LIQUID, FLAMMABLE, N.O.S. with flash-point above 60 °C, at or above its flash-point	3	F2	III	3+(N1, N2, N3, CMR, F or S)	*	*	*	*	*	95		*	yes	T4 <sup>(3)</sup>	II B <sup>(4)</sup>	yes	*	0	7, 17; 27; 44*see 3.2.3.3
3256	ELEVATED TEMPERATURE LIQUID, FLAMMABLE, N.O.S. with flash-point above 60 °C, at or above its flash-point	3	F2	III	3+(N1, N2, N3, CMR, F or S)	*	*	*	*	*	95		*	yes	T4 <sup>(3)</sup>	II B <sup>(4)</sup> (II B3)	yes	*	0	7, 17; 27; 44*see 3.2.3.3
3256	ELEVATED TEMPERATURE LIQUID, FLAMMABLE, N.O.S. with flash-point above 60 °C, at or above its flash-point (CARBON BLACK REEDSTOCK) (PYROLYSIS OIL)	3	F2	III	3+F	N	3	3	2		95		3	yes	T1 <sup>(2)</sup>	II B	yes	PP, EX, A	0	7, 17

Copyright © United Nations, 2019. All rights reserved

UN No. or substance identification No.	Name and description	Class	Classification code	Packing group	Dangers	Type of tank vessel	Cargo tank design	Cargo tank type	Cargo tank equipment	Opening pressure of the pressure relief valve/high velocity vent valve, in kPa	Maximum degree of filling in %	Relative density at 20 °C	Type of sampling device	Pump room below deck permitted	Temperature class	Explosion group	Anti-explosion protection required	Equipment required	Number of cones/blue lights	Additional requirements/Remarks
(1)	(2)	(3a)	(3b)	(4)	(5)	(6)	(7)	(8)	(9)	(10)	(11)	(12)	(13)	(14)	(15)	(16)	(17)	(18)	(19)	(20)
3256	ELEVATED TEMPERATURE LIQUID, FLAMMABLE, N.O.S. with flash-point above 60 °C, at or above its flash-point (PYROLYSIS OIL A)	3	F2	III	3+F	N	3	3	2		95		3	yes	T1 <sup>(2)</sup>	II B	yes	PP, EX, A	0	7; 17
3256	ELEVATED TEMPERATURE LIQUID, FLAMMABLE, N.O.S. with flash-point above 60 °C, at or above its flash-point (RESIDUAL OIL)	3	F2	III	3+F	N	3	3	2		95		3	yes	T1 <sup>(2)</sup>	II B	yes	PP, EX, A	0	7; 17
3256	ELEVATED TEMPERATURE LIQUID, FLAMMABLE, N.O.S. with flash-point above 60 °C, at or above its flash-point (MIXTURE OF CRUDE NAPHTHALINE)	3	F2	III	3+F	N	3	3	2		95		3	yes	T1 <sup>(2)</sup>	II B	yes	PP, EX, A	0	7; 17
3256	ELEVATED TEMPERATURE LIQUID, FLAMMABLE, N.O.S. with flash-point above 60 °C, at or above its flash-point (CREOSOTE OIL)	3	F2	III	3+N1+F	C	2	2	2	10	95		2	yes	T2 <sup>(2)</sup>	II B	yes	PP, EX, A	0	7; 17
3256	ELEVATED TEMPERATURE LIQUID, FLAMMABLE, N.O.S. with flash-point above 60 °C, at or above its flash-point (Low QI Pitch)	3	F2	III	3+N2+CMR+S	N	3	1	4		95	1,1-1,3	3	yes	T2 <sup>(2)</sup>	II B	yes	PP, EP, EX, TOX, A	0	7; 17
3257	ELEVATED TEMPERATURE LIQUID, N.O.S. at or above 100 °C and below its flash-point (including molten metals, molten salts, etc.)	9	M9	III	9+(N1, N2, N3, CMR, F or S)	*	*	*	*	*	95		*	yes			no	*	0	7; 17; 20+115 °C; 22; 24; 25; 27 *see 3.2.3.3
3257	ELEVATED TEMPERATURE LIQUID, N.O.S. at or above 100 °C and below its flash-point (including molten metals, molten salts, etc.)	9	M9	III	9+(N1, N2, N3, CMR, F or S)	*	*	*	*	*	95		*	yes			no	*	0	7; 17; 20+225 °C; 22; 24; 27 *see 3.2.3.3

Copyright © United Nations, 2019. All rights reserved

UN No. or substance identification No.	Name and description	Class	Classification code	Packing group	Dangers	Type of tank vessel	Cargo tank design	Cargo tank type	Cargo tank equipment	Opening pressure of the pressure relief valve/high velocity vent valve, in kPa	Maximum degree of filling in %	Relative density at 20 °C	Type of sampling device	Pump room below deck permitted	Temperature class	Explosion group	Anti-explosion protection required	Equipment required	Number of cones/blue lights	Additional requirements/Remarks
(1)	(2)	(3a)	(3b)	(4)	(5)	(6)	(7)	(8)	(9)	(10)	(11)	(12)	(13)	(14)	(15)	(16)	(17)	(18)	(19)	(20)
3257	ELEVATED TEMPERATURE LIQUID, N.O.S. at or above 100°C and below its flash-point (including molten metals, molten salts, etc.)	9	M9	III	9+(N1, N2, N3, CMR, F or S)	*	*	*	*	*	95		*	yes			no	*	0	7; 17; 20; +250°C; 22; 24; 27 *see 3.2.3.3
3259	AMINES, SOLID, CORROSIVE, N.O.S. (MONOALKYL-C <sub>12</sub> to C <sub>18</sub> )-AMINE ACETATE, MOLTEN	8	C8	III	8	N	4	3	2		95	0.87	3	yes			no	PP, EP	0	7; 17; 34
3264	CORROSIVE LIQUID, ACIDIC, INORGANIC, N.O.S.	8	C1	I	8+(N1, N2, N3, CMR, F or S)	*	*	*	*	*	*		*	yes			no	*	0	27; 34 *see 3.2.3.3
3264	CORROSIVE LIQUID, ACIDIC, INORGANIC, N.O.S.	8	C1	II	8+(N1, N2, N3, CMR, F or S)	*	*	*	*	*	*		*	yes			no	*	0	27; 34 *see 3.2.3.3
3264	CORROSIVE LIQUID, ACIDIC, INORGANIC, N.O.S.	8	C1	III	8+(N1, N2, N3, CMR, F or S)	*	*	*	*	*	*		*	yes			no	*	0	27; 34 *see 3.2.3.3
3264	CORROSIVE LIQUID, ACIDIC, INORGANIC, N.O.S. (AQUEOUS SOLUTION OF PHOSPHORIC ACID AND NITRIC ACID)	8	C1	I	8	N	2	3		10	97		3	yes			no	PP, EP	0	34
3264	CORROSIVE LIQUID, ACIDIC, INORGANIC, N.O.S. (AQUEOUS SOLUTION OF PHOSPHORIC ACID AND NITRIC ACID)	8	C1	II	8	N	4	3			97		3	yes			no	PP, EP	0	34
3264	CORROSIVE LIQUID, ACIDIC, INORGANIC, N.O.S. (AQUEOUS SOLUTION OF PHOSPHORIC ACID AND NITRIC ACID)	8	C1	III	8	N	4	3			97		3	yes			no	PP, EP	0	34
3265	CORROSIVE LIQUID, ACIDIC, ORGANIC, N.O.S.	8	C3	I	8+(N1, N2, N3, CMR, F or S)	*	*	*	*	*	*		*	yes			no	*	0	27; 34 *see 3.2.3.3
3265	CORROSIVE LIQUID, ACIDIC, ORGANIC, N.O.S.	8	C3	II	8+(N1, N2, N3, CMR, F or S)	*	*	*	*	*	*		*	yes			no	*	0	27; 34 *see 3.2.3.3

Copyright © United Nations, 2019. All rights reserved

UN No. or substance identification No.	Name and description	Class	Classification code	Packing group	Dangers	Type of tank vessel	Cargo tank design	Cargo tank type	Cargo tank equipment	Opening pressure of the pressure relief valve/high velocity vent valve, in kPa	Maximum degree of filling in %	Relative density at 20 °C	Type of sampling device	Pump room below deck permitted	Temperature class	Explosion group	Anti-explosion protection required	Equipment required	Number of cones/blue lights	Additional requirements/Remarks
(1)	(2)	(3a)	(3b)	(4)	(5)	(6)	(7)	(8)	(9)	(10)	(11)	(12)	(13)	(14)	(15)	(16)	(17)	(18)	(19)	(20)
3265	CORROSIVE LIQUID, ACIDIC, ORGANIC, N.O.S.	8	C3	III	8+(N1, N2, N3, CMR, F or S)	*	*	*	*	*	*		*	yes			no	*	0	27; 34 *see 3.2.3.3
3266	CORROSIVE LIQUID, BASIC, INORGANIC, N.O.S.	8	C5	I	8+(N1, N2, N3, CMR, F or S)	*	*	*	*	*	*		*	yes			no	*	0	27; 34 *see 3.2.3.3
3266	CORROSIVE LIQUID, BASIC, INORGANIC, N.O.S.	8	C5	II	8+(N1, N2, N3, CMR, F or S)	*	*	*	*	*	*		*	yes			no	*	0	27; 34 *see 3.2.3.3
3266	CORROSIVE LIQUID, BASIC, INORGANIC, N.O.S.	8	C5	III	8+(N1, N2, N3, CMR, F or S)	*	*	*	*	*	*		*	yes			no	*	0	27; 34 *see 3.2.3.3
3267	CORROSIVE LIQUID, BASIC, ORGANIC, N.O.S.	8	C7	I	8+(N1, N2, N3, CMR, F or S)	*	*	*	*	*	*		*	yes			no	*	0	27; 34 *see 3.2.3.3
3267	CORROSIVE LIQUID, BASIC, ORGANIC, N.O.S.	8	C7	II	8+(N1, N2, N3, CMR, F or S)	*	*	*	*	*	*		*	yes			no	*	0	27; 34 *see 3.2.3.3
3267	CORROSIVE LIQUID, BASIC, ORGANIC, N.O.S.	8	C7	III	8+(N1, N2, N3, CMR, F or S)	*	*	*	*	*	*		*	yes			no	*	0	27; 34 *see 3.2.3.3
3271	ETHERS, N.O.S.	3	F1	II	3+(N1, N2, N3, CMR, F or S)	*	*	*	*	*	*		*	yes	T4 <sup>3)</sup>	II B <sup>4)</sup>	yes	*	1	14, 27; 29 44 *see 3.2.3.3
3271	ETHERS, N.O.S.	3	F1	II	3+(N1, N2, N3, CMR, F or S)	*	*	*	*	*	*		*	yes	T4 <sup>3)</sup>	II B <sup>4)</sup> (II B3)	yes	*	1	14, 27; 29; 44 *see 3.2.3.3
3271	ETHERS, N.O.S. (tert- AMYL- METHYL ETHER)	3	F1	II	3+N1	C	2	2	3	50	95	0.77	2	yes	T2 <sup>12)</sup>	II B <sup>4)</sup>	yes	PP, EX, A	1	
3271	ETHERS, N.O.S.	3	F1	III	3+(N1, N2, N3, CMR, F or S)	*	*	*	*	*	*		*	yes	T4 <sup>3)</sup>	II B <sup>4)</sup>	yes	*	0	14, 27 *see 3.2.3.3

Copyright © United Nations, 2019. All rights reserved

UN No. or substance identification No.	Name and description	Class	Classification code	Packing group	Dangers	Type of tank vessel	Cargo tank design	Cargo tank type	Cargo tank equipment	Opening pressure of the pressure relief valve/high velocity vent valve, in kPa	Maximum degree of filling in %	Relative density at 20 °C	Type of sampling device	Pump room below deck permitted	Temperature class	Explosion group	Anti-explosion protection required	Equipment required	Number of cones/blue lights	Additional requirements/Remarks
(1)	(2)	(3a)	(3b)	(4)	(5)	(6)	(7)	(8)	(9)	(10)	(11)	(12)	(13)	(14)	(15)	(16)	(17)	(18)	(19)	(20)
3271	ETHERS, N.O.S.	3	F1	III	3+(N1, N2, N3, CMR, F or S)	*	*	*	*	*	*		*	yes	T4 <sup>3)</sup>	II B <sup>4)</sup> (II B3)	yes	*	0	14; 27; 44 *see 3.2.3.3
3272	ESTERS, N.O.S.	3	F1	II	3+(N1, N2, N3, CMR, F or S)	*	*	*	*	*	*		*	yes	T2 <sup>12)</sup>	II B <sup>4)</sup>	yes	*	1	14; 27; 29 *see 3.2.3.3
3272	ESTERS, N.O.S.	3	F1	II	3+(N1, N2, N3, CMR, F or S)	*	*	*	*	*	*		*	yes	T2 <sup>12)</sup>	II B <sup>4)</sup> (II B3)	yes	*	1	14; 27; 29; 44 *see 3.2.3.3
3272	ESTERS, N.O.S.	3	F1	III	3+(N1, N2, N3, CMR, F or S)	*	*	*	*	*	*		*	yes	T4 <sup>3)</sup>	II B <sup>4)</sup>	yes	*	0	14; 27 *see 3.2.3.3
3272	ESTERS, N.O.S.	3	F1	III	3+(N1, N2, N3, CMR, F or S)	*	*	*	*	*	*		*	yes	T4 <sup>3)</sup>	II B <sup>4)</sup> (II B3)	yes	*	0	14; 27; 44 *see 3.2.3.3
3276	NITRILES, TOXIC, LIQUID, N.O.S. (2-METHYLGLUTARONITRILE)	6.1	T1	II	6.1	C	2	2		10	95	0.95	2	no			no	PP, EP, TOX, A	2	
3286	FLAMMABLE LIQUID, TOXIC, CORROSIVE, N.O.S.	3	FTC	I	3+6.1+8+(N1, N2, N3, CMR, F or S)	C	1	1	*	*	95		1	no	T4 <sup>3)</sup>	II B <sup>4)</sup>	yes	PP, EP, EX, TOX, A	2	27; 29 *see 3.2.3.3
3286	FLAMMABLE LIQUID, TOXIC, CORROSIVE, N.O.S.	3	FTC	I	3+6.1+8+(N1, N2, N3, CMR, F or S)	C	1	1	*	*	95		1	no	T4 <sup>3)</sup>	II B <sup>4)</sup> (II B3)	yes	PP, EP, EX, TOX, A	2	27; 29; 44 *see 3.2.3.3
3286	FLAMMABLE LIQUID, TOXIC, CORROSIVE, N.O.S.	3	FTC	I	3+6.1+8+(N1, N2, N3, CMR, F or S)	C	2	2	*	*	95		1	no	T4 <sup>3)</sup>	II B <sup>4)</sup>	yes	PP, EP, EX, TOX, A	2	27; 29 *see 3.2.3.3
3286	FLAMMABLE LIQUID, TOXIC, CORROSIVE, N.O.S.	3	FTC	I	3+6.1+8+(N1, N2, N3, CMR, F or S)	C	2	2	*	*	95		1	no	T4 <sup>3)</sup>	II B <sup>4)</sup> (II B3)	yes	PP, EP, EX, TOX, A	2	27; 29; 44 *see 3.2.3.3
3286	FLAMMABLE LIQUID, TOXIC, CORROSIVE, N.O.S.	3	FTC	II	3+6.1+8+(N1, N2, N3, CMR, F or S)	C	2	2	*	*	95		2	no	T4 <sup>3)</sup>	II B <sup>4)</sup>	yes	PP, EP, EX, TOX, A	2	27; 29 *see 3.2.3.3

Copyright © United Nations, 2019. All rights reserved

UN No. or substance identification No.	Name and description	Class	Classification code	Packing group	Dangers	Type of tank vessel	Cargo tank design	Cargo tank type	Cargo tank equipment	Opening pressure of the pressure relief valve/high velocity vent valve, in kPa	Maximum degree of filling in %	Relative density at 20 °C	Type of sampling device	Pump room below deck permitted	Temperature class	Explosion group	Anti-explosion protection required	Equipment required	Number of cones/blue lights	Additional requirements/Remarks
(1)	(2)	(3a)	(3b)	(4)	(5)	(6)	(7)	(8)	(9)	(10)	(11)	(12)	(13)	(14)	(15)	(16)	(17)	(18)	(19)	(20)
3286	FLAMMABLE LIQUID, TOXIC, CORROSIVE, N.O.S.	3	FTC	II	3+6.1+8+(N1, N2, N3, CMR, F or S)	C	2	2	*	*	95		2	no	T4 <sup>3)</sup>	II B <sup>4)</sup> (II B3)	yes	PP, EP, EX, TOX, A	2	27; 29; 44 *see 3.2.3.3
3287	TOXIC LIQUID, INORGANIC, N.O.S.	6.1	T4	I	6.1+(N1, N2, N3, CMR, F or S)	C	2	2	*	*	95		1	no			no	PP, EP, TOX, A	2	27; 29 *see 3.2.3.3
3287	TOXIC LIQUID, INORGANIC, N.O.S.	6.1	T4	II	6.1+(N1, N2, N3, CMR, F or S)	C	2	2	*	*	95		2	no			no	PP, EP, TOX, A	2	27; 29 *see 3.2.3.3
3287	TOXIC LIQUID, INORGANIC, N.O.S.	6.1	T4	III	6.1+(N1, N2, N3, CMR, F or S)	C	2	2	*	*	95		2	no			no	PP, EP, TOX, A	0	27; 29 *see 3.2.3.3
3287	TOXIC LIQUID, INORGANIC, N.O.S. (SODIUM DICHROMATE SOLUTION)	6.1	T4	III	6.1+CMR	C	2	2		30	95	1.68	2	no			no	PP, EP, TOX, A	0	
3289	TOXIC LIQUID, CORROSIVE, INORGANIC, N.O.S. BOILING POINT > 115 °C	6.1	TC3	I	6.1+8+ (N1, N2, N3, CMR, F or S)	C	2	2	*	*	95		1	no			no	PP, EP, TOX, A	2	27; 29 *see 3.2.3.3
3289	TOXIC LIQUID, CORROSIVE, INORGANIC, N.O.S. BOILING POINT > 115 °C	6.1	TC3	II	6.1+8+ (N1, N2, N3, CMR, F or S)	C	2	2	*	*	95		2	no			no	PP, EP, TOX, A	2	27; 29 *see 3.2.3.3
3295	HYDROCARBONS, LIQUID, N.O.S.	3	F1	I	3+(N1, N2, N3, CMR, F)	*	*	*	*	*	*		*	yes	T4 <sup>3)</sup>	II B <sup>4)</sup>	yes	*	1	14; *see 3.2.3.3
3295	HYDROCARBONS, LIQUID, N.O.S.	3	F1	I	3+(N1, N2, N3, CMR, F)	*	*	*	*	*	*		*	yes	T4 <sup>3)</sup>	II B <sup>4)</sup> (II B3)	yes	*	1	14; 44 *see 3.2.3.3
3295	HYDROCARBONS, LIQUID, N.O.S.	3	F1	II	3+(N1, N2, N3, CMR, F)	*	*	*	*	*	*		*	yes	T4 <sup>3)</sup>	II B <sup>4)</sup>	yes	*	1	14; *see 3.2.3.3
3295	HYDROCARBONS, LIQUID, N.O.S.	3	F1	II	3+(N1, N2, N3, CMR, F)	*	*	*	*	*	*		*	yes	T4 <sup>3)</sup>	II B <sup>4)</sup> (II B3)	yes	*	1	14; 44 *see 3.2.3.3
3295	HYDROCARBONS, LIQUID, N.O.S.	3	F1	III	3+(N1, N2, N3, CMR, F)	*	*	*	*	*	*		*	yes	T4 <sup>3)</sup>	II B <sup>4)</sup>	yes	*	0	14; *see 3.2.3.3



Copyright © United Nations, 2019. All rights reserved

UN No. or substance identification No.	Name and description	Class	Classification code	Packing group	Dangers	Type of tank vessel	Cargo tank design	Cargo tank type	Cargo tank equipment	Opening pressure of the pressure relief valve/high velocity vent valve, in kPa	Maximum degree of filling in %	Relative density at 20 °C	Type of sampling device	Pump room below deck permitted	Temperature class	Explosion group	Anti-explosion protection required	Equipment required	Number of cones/blue lights	Additional requirements/Remarks
(1)	(2)	(3a)	(3b)	(4)	(5)	(6)	(7)	(8)	(9)	(10)	(11)	(12)	(13)	(14)	(15)	(16)	(17)	(18)	(19)	(20)
3295	HYDROCARBONS, LIQUID, N.O.S.	3	F1	III	3+(N1, N2, N3, CMR, F)	C	*	*	*	*	*		*	yes	T4 <sup>3)</sup>	II B <sup>4)</sup> (II B3)	yes	*	0	14; 44*see 3.2.3.3
3295	HYDROCARBONS, LIQUID, N.O.S. WITH MORE THAN 10% BENZENE	3	F1	I	3+CMR+(N1, N2, N3)	C	*	*	*	*	*		*	yes	T4 <sup>3)</sup>	II B <sup>4)</sup>	yes	*	1	*see 3.2.3.3
3295	HYDROCARBONS, LIQUID, N.O.S. WITH MORE THAN 10% BENZENE	3	F1	I	3+CMR+(N1, N2, N3)	C	*	*	*	*	*		*	yes	T4 <sup>3)</sup>	II B <sup>4)</sup> (II B3)	yes	*	1	44 *see 3.2.3.3
3295	HYDROCARBONS, LIQUID, N.O.S. WITH MORE THAN 10% BENZENE	3	F1	II	3+CMR+(N1, N2, N3)	C	*	*	*	*	*		*	yes	T4 <sup>3)</sup>	II B <sup>4)</sup>	yes	*	1	*see 3.2.3.3
3295	HYDROCARBONS, LIQUID, N.O.S. WITH MORE THAN 10% BENZENE	3	F1	II	3+CMR+(N1, N2, N3)	C	*	*	*	*	*		*	yes	T4 <sup>3)</sup>	II B <sup>4)</sup> (II B3)	yes	*	1	44 *see 3.2.3.3
3295	HYDROCARBONS, LIQUID, N.O.S. WITH MORE THAN 10% BENZENE	3	F1	III	3+CMR+(N1, N2, N3)	C	*	*	*	*	*		*	yes	T4 <sup>3)</sup>	II B <sup>4)</sup>	yes	*	0	*see 3.2.3.3
3295	HYDROCARBONS, LIQUID, N.O.S. WITH MORE THAN 10% BENZENE	3	F1	III	3+CMR+(N1, N2, N3)	C	*	*	*	*	*		*	yes	T4 <sup>3)</sup>	II B <sup>4)</sup> (II B3)	yes	*	0	44 *see 3.2.3.3
3295	HYDROCARBONS, LIQUID, N.O.S. WITH MORE THAN 10% BENZENE INITIAL BOILING POINT ≤ 60 °C	3	F1	I	3+CMR+(N1, N2, N3, F)	C	1	1			95		1	yes	T4 <sup>3)</sup>	II B <sup>4)</sup>	yes	PP, EP, EX, TOX, A	1	29
3295	HYDROCARBONS, LIQUID, N.O.S. WITH MORE THAN 10% BENZENE INITIAL BOILING POINT ≤ 60 °C	3	F1	I	3+CMR+(N1, N2, N3)	C	1	1			95		1	yes	T4 <sup>3)</sup>	II B <sup>4)</sup> (II B3)	yes	PP, EP, EX, TOX, A	1	29; 44
3295	HYDROCARBONS, LIQUID, N.O.S. WITH MORE THAN 10% BENZENE INITIAL BOILING POINT ≤ 60 °C	3	F1	II	3+CMR+(N1, N2, N3, F)	C	1	1			95		1	yes	T4 <sup>3)</sup>	II B <sup>4)</sup>	yes	PP, EP, EX, TOX, A	1	29

Copyright © United Nations, 2019. All rights reserved

UN No. or substance identification No.	Name and description	Class	Classification code	Packing group	Dangers	Type of tank vessel	Cargo tank design	Cargo tank type	Cargo tank equipment	Opening pressure of the pressure relief valve/high velocity vent valve, in kPa	Maximum degree of filling in %	Relative density at 20 °C	Type of sampling device	Pump room below deck permitted	Temperature class	Explosion group	Anti-explosion protection required	Equipment required	Number of cones/blue lights	Additional requirements/Remarks
(1)	(2)	(3a)	(3b)	(4)	(5)	(6)	(7)	(8)	(9)	(10)	(11)	(12)	(13)	(14)	(15)	(16)	(17)	(18)	(19)	(20)
3295	HYDROCARBONS, LIQUID, N.O.S. WITH MORE THAN 10% BENZENE INITIAL BOILING POINT ≤ 60 °C	3	F1	II	3+CMR+(N1, N2, N3)	C	1	1			95		1	yes	T4 <sup>3)</sup>	II B <sup>4)</sup> (II B3)	yes	PP, EP, EX, TOX, A	1	29; 44
3295	HYDROCARBONS, LIQUID, N.O.S. WITH MORE THAN 10% BENZENE INITIAL BOILING POINT ≤ 60 °C	3	F1	III	3+CMR+(N1, N2, N3, F)	C	1	1			95		1	yes	T4 <sup>3)</sup>	II B <sup>4)</sup>	yes	PP, EP, EX, TOX, A	0	29
3295	HYDROCARBONS, LIQUID, N.O.S. WITH MORE THAN 10% BENZENE INITIAL BOILING POINT ≤ 60 °C	3	F1	III	3+CMR+(N1, N2, N3)	C	1	1			95		1	yes	T4 <sup>3)</sup>	II B <sup>4)</sup> (II B3)	yes	PP, EP, EX, TOX, A	0	29; 44
3295	HYDROCARBONS, LIQUID, N.O.S. WITH MORE THAN 10% BENZENE 60 °C < INITIAL BOILING POINT ≤ 85 °C	3	F1	II	3+CMR+(N1, N2, N3, F)	C	2	2	3	50	95		2	yes	T4 <sup>3)</sup>	II B <sup>4)</sup>	yes	PP, EP, EX, TOX, A	1	23; 29; 38
3295	HYDROCARBONS, LIQUID, N.O.S. WITH MORE THAN 10% BENZENE 60 °C < INITIAL BOILING POINT ≤ 85 °C	3	F1	II	3+CMR+(N1, N2, N3)	C	2	2	3	50	95		2	yes	T4 <sup>3)</sup>	II B <sup>4)</sup> (II B3)	yes	PP, EP, EX, TOX, A	1	23; 29; 38; 44
3295	HYDROCARBONS, LIQUID, N.O.S. WITH MORE THAN 10% BENZENE 60 °C < INITIAL BOILING POINT ≤ 85 °C	3	F1	III	3+CMR+(N1, N2, N3, F)	C	2	2	3	50	95		2	yes	T4 <sup>3)</sup>	II B <sup>4)</sup>	yes	PP, EP, EX, TOX, A	0	23; 29; 38
3295	HYDROCARBONS, LIQUID, N.O.S. WITH MORE THAN 10% BENZENE 60 °C < INITIAL BOILING POINT ≤ 85 °C	3	F1	III	3+CMR+(N1, N2, N3)	C	2	2	3	50	95		2	yes	T4 <sup>3)</sup>	II B <sup>4)</sup> (II B3)	yes	PP, EP, EX, TOX, A	0	23; 29; 38; 44
3295	HYDROCARBONS, LIQUID, N.O.S. WITH MORE THAN 10% BENZENE 85 °C < INITIAL BOILING POINT ≤ 115 °C	3	F1	II	3+CMR+(N1, N2, N3, F)	C	2	2		50	95		2	yes	T4 <sup>3)</sup>	II B <sup>4)</sup>	yes	PP, EP, EX, TOX, A	1	29

Copyright © United Nations, 2019. All rights reserved

UN No. or substance identification No.	Name and description	Class	Classification code	Packing group	Dangers	Type of tank vessel	Cargo tank design	Cargo tank type	Cargo tank equipment	Opening pressure of the pressure relief valve/high velocity vent valve, in kPa	Maximum degree of filling in %	Relative density at 20 °C	Type of sampling device	Pump room below deck permitted	Temperature class	Explosion group	Anti-explosion protection required	Equipment required	Number of cones/blue lights	Additional requirements/Remarks
(1)	(2)	(3a)	(3b)	(4)	(5)	(6)	(7)	(8)	(9)	(10)	(11)	(12)	(13)	(14)	(15)	(16)	(17)	(18)	(19)	(20)
3295	HYDROCARBONS, LIQUID, N.O.S. WITH MORE THAN 10% BENZENE 85 °C < INITIAL BOILING POINT ≤ 115 °C	3	F1	II	3+CMR+(N1, N2, N3)	C	2	2		50	95		2	yes	T4 <sup>3)</sup>	II B <sup>4)</sup> (II B3)	yes	PP, EP, EX, TOX, A	1	29; 44
3295	HYDROCARBONS, LIQUID, N.O.S. WITH MORE THAN 10% BENZENE 85 °C < INITIAL BOILING POINT ≤ 115 °C	3	F1	III	3+CMR+(N1, N2, N3, F)	C	2	2		50	95		2	yes	T4 <sup>3)</sup>	II B <sup>4)</sup>	yes	PP, EP, EX, TOX, A	0	29
3295	HYDROCARBONS, LIQUID, N.O.S. WITH MORE THAN 10% BENZENE 85 °C < INITIAL BOILING POINT ≤ 115 °C	3	F1	III	3+CMR+(N1, N2, N3)	C	2	2		50	95		2	yes	T4 <sup>3)</sup>	II B <sup>4)</sup> (II B3)	yes	PP, EP, EX, TOX, A	0	29; 44
3295	HYDROCARBONS, LIQUID, N.O.S. WITH MORE THAN 10% BENZENE INITIAL BOILING POINT > 115 °C	3	F1	II	3+CMR+(N1, N2, N3, F)	C	2	2		35	95		2	yes	T4 <sup>3)</sup>	II B <sup>4)</sup>	yes	PP, EP, EX, TOX, A	1	29
3295	HYDROCARBONS, LIQUID, N.O.S. WITH MORE THAN 10% BENZENE INITIAL BOILING POINT > 115 °C	3	F1	II	3+CMR+(N1, N2, N3)	C	2	2		35	95		2	yes	T4 <sup>3)</sup>	II B <sup>4)</sup> (II B3)	yes	PP, EP, EX, TOX, A	1	29; 44
3295	HYDROCARBONS, LIQUID, N.O.S. WITH MORE THAN 10% BENZENE INITIAL BOILING POINT > 115 °C	3	F1	III	3+CMR+(N1, N2, N3, F)	C	2	2		35	95		2	yes	T4 <sup>3)</sup>	II B <sup>4)</sup>	yes	PP, EP, EX, TOX, A	0	29
3295	HYDROCARBONS, LIQUID, N.O.S. WITH MORE THAN 10% BENZENE INITIAL BOILING POINT > 115 °C	3	F1	III	3+CMR+(N1, N2, N3)	C	2	2		35	95		2	yes	T4 <sup>3)</sup>	II B <sup>4)</sup> (II B3)	yes	PP, EP, EX, TOX, A	0	29; 44
3295	HYDROCARBONS, LIQUID, N.O.S. CONTAINING ISOPRENE AND PENTADIENE, STABILIZED	3	F1	I	3+inst.+ N2+CMR	C	2	2	3	50	95	0,678	1	yes	T4 <sup>3)</sup>	II B <sup>4)</sup>	yes	PP, EP, EX, TOX, A	1	3; 27
3295	HYDROCARBONS, LIQUID, N.O.S. CONTAINING ISOPRENE AND PENTADIENE, STABILIZED	3	F1	I	3+inst.+N2+C-MR	C	2	2	3	50	95	0,678	1	yes	T4 <sup>3)</sup>	II B <sup>4)</sup> (II B3)	yes	PP, EX, A	1	3; 27; 44

Copyright © United Nations, 2019. All rights reserved

UN No. or substance identification No.	Name and description	Class	Classification code	Packing group	Dangers	Type of tank vessel	Cargo tank design	Cargo tank type	Cargo tank equipment	Opening pressure of the pressure relief valve/high velocity vent valve, in kPa	Maximum degree of filling in %	Relative density at 20 °C	Type of sampling device	Pump room below deck permitted	Temperature class	Explosion group	Anti-explosion protection required	Equipment required	Number of cones/blue lights	Additional requirements/Remarks
(1)	(2)	(3a)	(3b)	(4)	(5)	(6)	(7)	(8)	(9)	(10)	(11)	(12)	(13)	(14)	(15)	(16)	(17)	(18)	(19)	(20)
3295	HYDROCARBONS, LIQUID, N.O.S. (1-OCTEN)	3	F1	II	3+N2+F	N	2	3		10	97	0,71	3	yes	T3	II B <sup>(4)</sup>	yes	PP, EX, A	1	14
3295	HYDROCARBONS, LIQUID, N.O.S. (POLYCYCLIC AROMATIC HYDROCARBONS MIXTURE)	3	F1	III	3+CMR+F	N	2	3	3	10	97	1,08	3	yes	T1 <sup>(2)</sup>	II A	yes	PP, EP, EX, TOX, A	0	14
3412	FORMIC ACID with not less than 10% but not more than 85% acid by mass	8	C3	II	8+N3	N	2	3		10	97	1,22	3	yes	T1 <sup>(2)</sup>	II A	yes	PP, EP, EX, A	0	6; +12 °C; 17; 34
3412	FORMIC ACID with not less than 5% but less than 10% acid by mass	8	C3	III	8	N	2	3		10	97	1,22	3	yes	T1 <sup>(2)</sup>	II A	yes	PP, EP, EX, A	0	6; +12 °C; 17; 34
3426	ACRYLAMIDE, SOLUTION	6.1	T1	III	6.1	C	2	2		30	95	1,03	2	no			no	PP, EP, TOX, A	0	3; 5; 16
3429	CHLOROTOLUIDINES, LIQUID	6.1	T1	III	6.1+S	C	2	2		25	95	1,15	2	no	T1 <sup>(2)</sup>	II A <sup>(7)</sup>	yes	PP, EP, EX, TOX, A	0	6; +6 °C; 17;
3446	NITROTOLUENES, SOLID, MOLTEN (p-NITROTOLUENE)	6.1	T2	II	6.1+N2+S	C	2	2	2	25	95	1,16	2	no	T2 <sup>(2)</sup>	II B (II B3 <sup>(4)</sup> )	yes	PP, EP, EX, TOX, A	2	7; 17
3446	NITROTOLUENES, SOLID, MOLTEN (p-NITROTOLUENE)	6.1	T2	II	6.1+N2+S	C	2	1	4	25	95	1,16	2	no			no	PP, EP, TOX, A	2	7; 17; 20; +88 °C; 26
3451	TOLUIDINES, SOLID, MOLTEN (p-TOLUIDINE)	6.1	T2	II	6.1+N1	C	2	2	2	25	95	1,05	2	no	T1 <sup>(2)</sup>	II A <sup>(8)</sup>	yes	PP, EP, EX, TOX, A	2	7; 17
3451	TOLUIDINES, SOLID, MOLTEN (p-TOLUIDINE)	6.1	T2	II	6.1+N1	C	2	2	4	25	95	1,05	2	no			no	PP, EP, TOX, A	2	7; 17; 20; +60 °C
3455	CRESOLS, SOLID, MOLTEN	6.1	TC2	II	6.1+8+N3	C	2	2	2	25	95	1,03 - 1,05	2	no	T1 <sup>(2)</sup>	II A <sup>(8)</sup>	yes	PP, EP, EX, TOX, A	2	7; 17
3455	CRESOLS, SOLID, MOLTEN	6.1	TC2	II	6.1+8+N3	C	2	2	4	25	95	1,03 - 1,05	2	no			no	PP, EP, TOX, A	2	7; 17; 20; +66 °C
3463	PROPIONIC ACID with not less than 90% acid by mass	8	CF1	II	8+3+N3	N	3	3			97	0,99	3	yes	T1 <sup>(2)</sup>	II A <sup>(7)</sup>	yes	PP, EP, EX, A	1	34

Copyright © United Nations, 2019. All rights reserved

UN No. or substance identification No.	Name and description	Class	Classification code	Packing group	Dangers	Type of tank vessel	Cargo tank design	Cargo tank type	Cargo tank equipment	Opening pressure of the pressure relief valve/high velocity vent valve, in kPa	Maximum degree of filling in %	Relative density at 20 °C	Type of sampling device	Pump room below deck permitted	Temperature class	Explosion group	Anti-explosion protection required	Equipment required	Number of cones/blue lights	Additional requirements/Remarks
(1)	(2)	(3a)	(3b)	(4)	(5)	(6)	(7)	(8)	(9)	(10)	(11)	(12)	(13)	(14)	(15)	(16)	(17)	(18)	(19)	(20)
3475	ETHANOL AND GASOLINE MIXTURE or ETHANOL AND MOTOR SPIRIT MIXTURE or ETHANOL AND PETROL MIXTURE, with more than 10% but not more than 90% ethanol	3	F1	II	3+N2+CMR+F	N	2	3	3	10	97	0.69 – 0.78 <sup>(10)</sup>	3	yes	T3	II A	yes	PP, EP, EX, TOX, A	1	
3475	ETHANOL AND GASOLINE MIXTURE or ETHANOL AND MOTOR SPIRIT MIXTURE or ETHANOL AND PETROL MIXTURE, with more than 90% ethanol	3	F1	II	3+N2+CMR+F	N	2	3	3	10	97	0.78 – 0.79 <sup>(10)</sup>	3	yes	T2 <sup>(13)</sup>	II B (II B1)	yes	PP, EP, EX, TOX, A	1	
3494	PETROLEUM SOUR CRUDE OIL, FLAMMABLE, TOXIC	3	FT1	I	3+6.1+(N1, N2, N3, CMR, F)	C	*	*	*	*	95		1	no	T4 <sup>(3)</sup>	II B <sup>(4)</sup>	yes	PP, EP, EX, TOX, A	2	14; 27; *see 3.2.3.3
3494	PETROLEUM SOUR CRUDE OIL, FLAMMABLE, TOXIC	3	FT1	I	3+6.1+(N1, N2, N3, CMR, F)	C	*	*	*	*	95		1	no	T4 <sup>(3)</sup>	II B <sup>(4)</sup> (II B3)	yes	PP, EP, EX, TOX, A	2	14; 27; 44 *see 3.2.3.3
3494	PETROLEUM SOUR CRUDE OIL, FLAMMABLE, TOXIC	3	FT1	II	3+6.1+(N1, N2, N3, CMR, F)	C	*	*	*	*	95		2	no	T4 <sup>(3)</sup>	II B <sup>(4)</sup>	yes	PP, EP, EX, TOX, A	2	14; 27; *see 3.2.3.3
3494	PETROLEUM SOUR CRUDE OIL, FLAMMABLE, TOXIC	3	FT1	II	3+6.1+(N1, N2, N3, CMR, F)	C	*	*	*	*	95		2	no	T4 <sup>(3)</sup>	II B <sup>(4)</sup> (II B3)	yes	PP, EP, EX, TOX, A	2	14; 27; 44 *see 3.2.3.3
3494	PETROLEUM SOUR CRUDE OIL, FLAMMABLE, TOXIC	3	FT1	III	3+6.1+(N1, N2, N3, CMR, F)	C	*	*	*	*	95		2	no	T4 <sup>(3)</sup>	II B <sup>(4)</sup>	yes	PP, EP, EX, TOX, A	0	14; 27; *see 3.2.3.3
3494	PETROLEUM SOUR CRUDE OIL, FLAMMABLE, TOXIC	3	FT1	III	3+6.1+(N1, N2, N3, CMR, F)	C	*	*	*	*	95		2	no	T4 <sup>(3)</sup>	II B <sup>(4)</sup> (II B3)	yes	PP, EP, EX, TOX, A	0	14; 27; 44 *see 3.2.3.3
9000	AMMONIA, ANHYDROUS, DEEPLY REFRIGERATED	2	3TC		2.1+2.3+8+N1	G	1	1	1; 3		95		1	no	T1 <sup>(13)</sup>	II A	yes	PP, EP, EX, TOX, A	2	1; 2; 31

Copyright © United Nations, 2019. All rights reserved

UN No. or substance identification No.	Name and description	Class	Classification code	Packing group	Dangers	Type of tank vessel	Cargo tank design	Cargo tank type	Cargo tank equipment	Opening pressure of the pressure relief valve/high velocity vent valve, in kPa	Maximum degree of filling in %	Relative density at 20 °C	Type of sampling device	Pump room below deck permitted	Temperature class	Explosion group	Anti-explosion protection required	Equipment required	Number of cones/blue lights	Additional requirements/Remarks
(1)	(2)	(3a)	(3b)	(4)	(5)	(6)	(7)	(8)	(9)	(10)	(11)	(12)	(13)	(14)	(15)	(16)	(17)	(18)	(19)	(20)
9001	SUBSTANCES WITH A FLASH-POINT ABOVE 60 °C handed over for carriage or carried at a TEMPERATURE WITHIN A RANGE OF 15K BELOW THEIR FLASH-POINT OR SUBSTANCES WITH A FLASH-POINT > 60 °C, HEATED TO LESS THAN 15 K FROM THE FLASH-POINT	3	F4		3+(N1, N2, N3, CMR, F or S)	*	*	*	*	*	*		*	yes	T4 <sup>3)</sup>	II B <sup>4)</sup>	yes	*	0	27 *see 3.2.3.3
9001	SUBSTANCES WITH A FLASH-POINT ABOVE 60 °C handed over for carriage or carried at a TEMPERATURE WITHIN A RANGE OF 15K BELOW THEIR FLASH-POINT OR SUBSTANCES WITH A FLASH-POINT > 60 °C, HEATED TO LESS THAN 15 K FROM THE FLASH-POINT	3	F4		3+(N1, N2, N3, CMR, F or S)	*	*	*	*	*	*		*	yes	T4 <sup>3)</sup>	II B <sup>4)</sup> (II B3)	yes	*	0	27; 44 *see 3.2.3.3
9002	SUBSTANCES HAVING A SELF-IGNITION TEMPERATURE ≤ 200 °C, N.O.S.	3	F5		3+(N1, N2, N3, CMR, F or S)	C	1	1	*	*	95		1	yes	T4	II B <sup>4)</sup>	yes	*	0	*see 3.2.3.3
9002	SUBSTANCES HAVING A SELF-IGNITION TEMPERATURE ≤ 200 °C, N.O.S.	3	F5		3+(N1, N2, N3, CMR, F or S)	C	1	1	*	*	95		1	yes	T4	II B <sup>4)</sup> (II B3)	yes	*	0	44 *see 3.2.3.3
9003	SUBSTANCES WITH A FLASH-POINT ABOVE 60 °C BUT NOT MORE THAN 100 °C or SUBSTANCES WHERE 60° C < flash-point ≤ 100° C, which are not affected to another class	9			9+(N1, N2, N3, CMR, F or S)	*	*	*	*	*	*		*	yes			no	*	0	27 *see 3.2.3.3

Copyright © United Nations, 2019. All rights reserved

UN No. or substance identification No.	(1)	Name and description	(2)	Class	(3a)	Classification code	(3b)	Packing group	(4)	Dangers	(5)	Type of tank vessel	(6)	Cargo tank design	(7)	Cargo tank type	(8)	Cargo tank equipment	(9)	Opening pressure of the pressure relief valve/high velocity vent valve, in kPa	(10)	Maximum degree of filling in %	(11)	Relative density at 20 °C	(12)	Type of sampling device	(13)	Pump room below deck permitted	(14)	Temperature class	(15)	Explosion group	(16)	Anti-explosion protection required	(17)	Equipment required	(18)	Number of cones/blue lights	(19)	Additional requirements/Remarks	(20)
9003		SUBSTANCES WITH A FLASH-POINT ABOVE 60 °C BUT NOT MORE THAN 100 °C or SUBSTANCES WHERE 60° C < flash-point ≤ 100 °C, which are not affected to another class (ETHYLENE GLYCOL MONOBUTYL ETHER)		9						9+N3+F		N	4	3								97	0.9	3	yes								no	PP	0						
9003		SUBSTANCES WITH A FLASH-POINT ABOVE 60 °C BUT NOT MORE THAN 100 °C or SUBSTANCES WHERE 60° C < flash-point ≤ 100 °C, which are not affected to another class (2-ETHYLHEXYLACRYLATE)		9						9+N3+F		N	4	3								97	0.89	3	yes								no	PP	0		3, 5, 16;				
9004		DIPHENYLMETHANE- 4,4'-DIISOCYANATE		9						S		N	2	3				4			10	95	1,21 <sup>(1)</sup>	3	yes								no	PP	0		7, 8, 17, 19				
9005		ENVIRONMENTALLY HAZARDOUS SUBSTANCE, SOLID, N.O.S, MOLTEN		9						9+(N2, N3, CMR, F or S)		*	*	*				*		*	*	95		*	*	yes							no	*		0	*see 3.2.3.3				
9006		ENVIRONMENTALLY HAZARDOUS SUBSTANCE, LIQUID, N.O.S.		9						9+(N2, N3, CMR, F or S)		*	*	*				*		*	*	97		*	*	yes							no	*		0	*see 3.2.3.3				

Copyright © United Nations, 2019. All rights reserved

#### Notes related to Table C

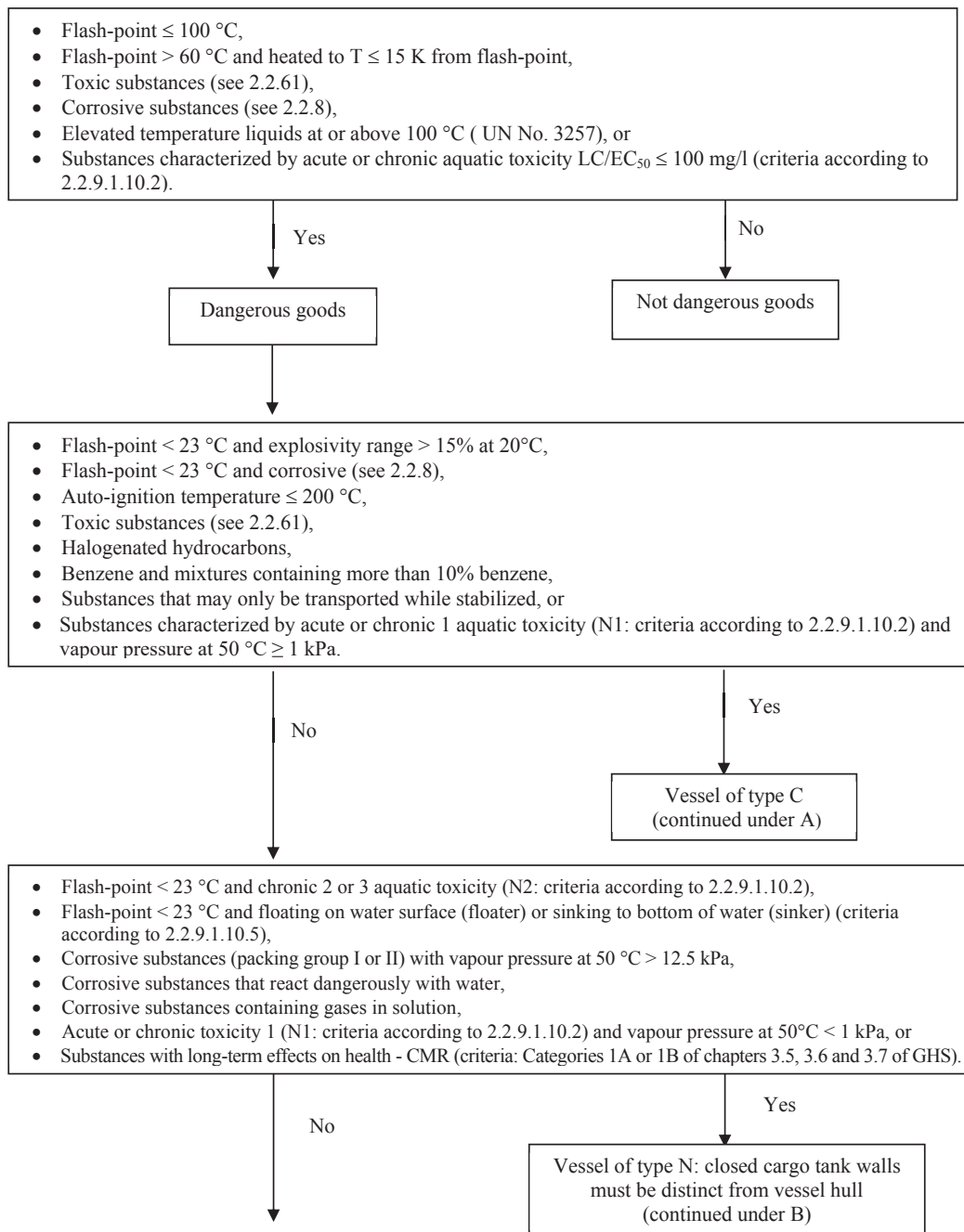
- 1) The ignition temperature has not been determined in accordance with a standardized determination procedure; therefore, provisional assignment has been made to temperature class T2 which is considered safe.
- 2) The ignition temperature has not been determined in accordance with a standardized determination procedure; therefore, provisional assignment has been made to temperature class T3 which is considered safe.
- 3) The ignition temperature has not been determined in accordance with a standardized determination procedure; therefore, provisional assignment has been made to temperature class T4 which is considered safe.
- 4) The maximum experimental safe gap (MESG) has not been measured in accordance with a standardized determination procedure; therefore, assignment has been made to explosion group II B which is considered safe.
- 5) The maximum experimental safe gap (MESG) has not been measured in accordance with a standardized determination procedure; therefore, assignment has been made to explosion group II C which is considered safe.
- 6) *(Deleted)*
- 7) The maximum experimental safe gap (MESG) has not been measured in accordance with a standardized determination procedure; therefore, assignment has been made to the explosion group which is considered safe.
- 8) The maximum experimental safe gap (MESG) has not been measured in accordance with a standardized determination procedure; therefore, assignment has been made to the explosion group in compliance with IEC 60079-20-1.
- 9) Assignment in accordance with IMO IBC Code.
- 10) Relative density at 15 °C.
- 11) Relative density at 25 °C.
- 12) This temperature class does not apply for the selection of explosion protected installations and equipment. The surface temperature of explosion protected installations and equipment shall not exceed 200 °C.
- 13) *(Deleted)*
- 14) No maximum experimental safe gap (MESG) has been determined in accordance with a standardized determination procedure; thus, the substance is provisionally assigned to explosion group II B3, which is considered to be safe.

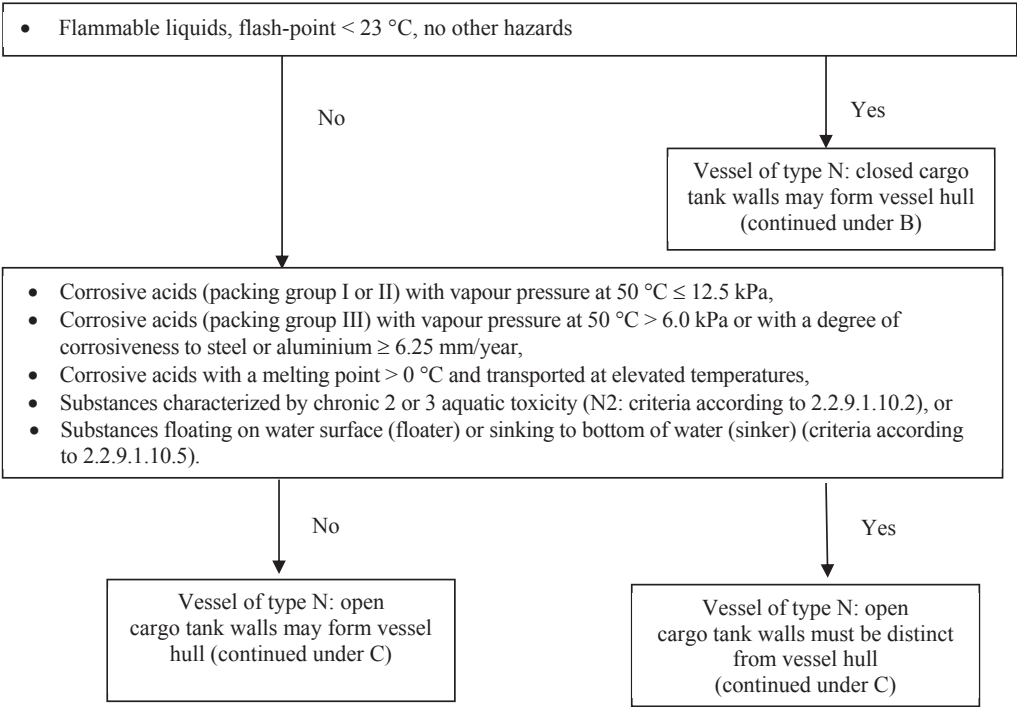


Copyright © United Nations, 2019. All rights reserved

### 3.2.3.3 *Flowchart, schemes and criteria for determining applicable special requirements (columns (6) to (20) of Table C)*

#### Flowchart for classification of liquids of Classes 3, 6.1, 8 and 9 for carriage in tanks in inland navigation





Elevated temperature substances

Irrespective of the above classifications, for substances that must be transported at elevated temperatures, the type of cargo tank shall be determined on the basis of the transport temperature, using the following table:

Maximum transport temperature T in °C	Type N	Type C
T ≤ 80	Integral cargo tank	Integral cargo tank
80 < T ≤ 115	Independent cargo tank, remark 25	Independent cargo tank, remark 26
T > 115	Independent cargo tank	Independent cargo tank

Remark 25 = remark No. 25 in column (20) of the list of substances contained in Chapter 3.2, Table C.

Remark 26 = remark No. 26 in column (20) of the list of substances contained in Chapter 3.2, Table C.

Copyright © United Nations, 2019. All rights reserved

Scheme A: Criteria for cargo tank equipment in vessels of type C

Cargo tank equipment	Cargo tank internal pressure at liquid temperature of 30 °C and gaseous phase temperature of 37.8 °C > 50 kPa	Cargo tank internal pressure at liquid temperature of 30 °C and gaseous phase temperature of 37.8 °C > 50 kPa	Cargo tank internal pressure unknown, owing to absence of certain data
With refrigeration (No. 1 in column (9))	Refrigerated		
Pressure tank (400 kPa)	Non-refrigerated	Cargo tank internal pressure at 50 °C > 50 kPa without water spraying	Boiling point ≤ 60°C
Pressure relief valve/high velocity vent valve opening pressure: 50 kPa, with water-spraying system (No. 3 in column (9))		Cargo tank internal pressure at 50 °C > 50 kPa with water spraying	60 °C < boiling point ≤ 85°C
Pressure relief valve/high velocity vent valve opening pressure as calculated, but at least 10 kPa		Cargo tank internal pressure at 50 °C ≤ 50 kPa	
Pressure relief valve/high velocity vent valve opening pressure: 50 kPa			85 °C < boiling point ≤ 115°C
Pressure relief valve/high velocity vent valve opening pressure: 35 kPa			Boiling point > 115°C

Scheme B: Criteria for equipment of vessels of type N with closed cargo tanks

Cargo tank equipment	Class 3, flash-point < 23°C			Corrosive substances	CMR substances
	175 kPa ≤ P <sub>d50</sub> < 300 kPa without refrigeration				
Pressure tank (400 kPa)	175 kPa ≤ P <sub>d50</sub> < 300 kPa without refrigeration				
Pressure relief valve/high velocity vent valve opening pressure: 50 kPa	175 kPa ≤ P <sub>d50</sub> < 300 kPa, with refrigeration (No. 1 in column (9))	110 kPa ≤ P <sub>d50</sub> < 175 kPa without water spraying			
Pressure relief valve/high velocity vent valve opening pressure: 10 kPa			110 kPa ≤ P <sub>d50</sub> < 150 kPa with water spraying (No. 3 in column (9))	P <sub>d50</sub> < 110 kPa	Packing group I or II with P <sub>d50</sub> > 12.5 kPa or reacting dangerously with water or with gases in solution
					Pressure relief valve/high velocity vent valve opening pressure: 10 kPa; with water spraying when vapour pressure > 10 kPa (calculation of the vapour pressure according to the formula for column 10, except that v <sub>a</sub> = 0.03)

Scheme C: Criteria for equipment of vessels of type N with open cargo tanks

Cargo tank equipment	Classes 3 and 9		Flammable substances	Corrosive substances
	23°C ≤ flash-point ≤ 60°C			
With flame-arrester			Flash-point > 60 °C carried while heated to ≤ 15 K below flash-point or Flash-point > 60 °C, at or above their flash-point	Acids, transported while heated or flammable substances
Without flame-arrester	60 °C < flash-point ≤ 100 °C or elevated temperature substances of Class 9			Non-flammable substances

**Column (9): Cargo tank equipment for substances transported in a molten state**– **Possibility of heating the cargo (number 2 in column (9))**

A possibility of heating the cargo shall be required on board:

- When the melting point of the substance to be transported is + 15 °C or greater,  
or
- When the melting point of the substance to be transported is greater than 0 °C but less than + 15 °C and the outside temperature is no more than 4 K above the melting point. In column (20), reference shall be made to remark 6 with the temperature derived as follows: melting point + 4 K

– **Heating system on board (number 4 in column (9))**

A cargo heating system shall be required on board:

- For substances that must not be allowed to solidify owing to the possibility of dangerous reactions on reheating, and
- For substances that must be maintained at a guaranteed temperature not less than 15 K below their flash-point

**Column (10): Determination of opening pressure of high-velocity vent valve in kPa**

For vessels of type C, the opening pressure of the high-velocity vent valve shall be determined on the basis of the internal pressure of the tanks, rounded up to the nearest 5 kPa

To calculate the internal pressure, the following formula shall be used:

$$P_{\max} = P_{Ob\max} + \frac{k \cdot v_a (P_0 - P_{Da})}{v_a - \alpha \cdot \delta_t + \alpha \cdot \delta_t \cdot v_a} - P_0$$

$$k = \frac{T_{D\max}}{T_a}$$

In this formula:

- $P_{\max}$  : Maximum internal pressure in kPa
- $P_{Ob\max}$  : Absolute vapour pressure at maximum liquid surface temperature in kPa
- $P_{Da}$  : Absolute vapour pressure at filling temperature in kPa
- $P_0$  : Atmospheric pressure in kPa
- $v_a$  : Free relative volume at filling temperature compared with cargo tank volume
- $\alpha$  : Cubic expansion coefficient in K<sup>-1</sup>
- $\delta_t$  : Average temperature increase of the liquid due to heating in K
- $T_{D\max}$  : Maximum gaseous phase temperature in K
- $T_a$  : Filling temperature in K
- $k$  : Temperature correction factor
- $t_{Ob}$  : Maximum liquid surface temperature in °C

In the formula, the following basic data are used:

Copyright © United Nations, 2019. All rights reserved

$P_{Obmax}$	:	At 50 °C and 30 °C
$P_{Da}$	:	At 15 °C
$P_0$	:	101.3 kPa
$v_a$	:	5% = 0.05
$\delta_t$	:	5 K
$T_{Dmax}$	:	323 K and 310.8 K
$T_a$	:	288 K
$t_{Ob}$	:	50 °C and 30 °C

**Column (11): Determination of maximum degree of filling of cargo tanks**

If, in accordance with the provisions under A above:

- Type G is required: 91%; however, in the case of deeply refrigerated substances: 95%
- Type C is required: 95%
- Type N is required: 97%; however, in the case of substances in a molten state and of flammable liquids with  $175 \text{ kPa} \leq P_{v50} < 300 \text{ kPa}$ : 95%

**Column (12): Relative density of substance at 20 °C**

These data are provided for information only.

**Column (13): Determination of type of sampling device**

- |                                |   |
|--------------------------------|---|
| $1 = \textit{closed}$ :        | – Substances to be transported in pressure cargo tanks<br>– Substances with T in column (3b) and assigned to packing group I<br>– Stabilized substances to be transported under inert gas |
| $2 = \textit{partly closed}$ : | – All other substances for which type C is required   |
| $3 = \textit{open}$ :          | – All other substances  |

**Column (14): Determination of whether a pump-room is permitted below deck**

- |     |  |
|-----|--|
| No  | – All substances with T in column (3b) with the exception of substances of Class 2 |
| Yes | – All other substances   |

**Column (15): Determination of temperature class**

Flammable substances shall be assigned to a temperature class on the basis of their auto-ignition point:

Temperature class	Auto-ignition temperature T of flammable liquids and gases in °C
T1	$T > 450$
T2	$300 < T \leq 450$
T3	$200 < T \leq 300$
T4	$135 < T \leq 200$
T5	$100 < T \leq 135$
T6	$85 < T \leq 100$

When anti-explosion protection is required and the auto-ignition temperature is not known, reference shall be made to temperature class T4, considered safe.

**Column (16): Determination of explosion group**

Flammable substances shall be assigned to an explosion group on the basis of their maximum experimental safe gaps. The maximum experimental safe gaps shall be determined in accordance with standard IEC 60079-20-1.

The different explosion groups are as follows:

Explosion group	Maximum experimental safe gap in mm
II A	$> 0.9$
II B	$\geq 0.5$ to $\leq 0.9$
II C	$< 0.5$

When anti-explosion protection is required and the relevant data are not provided, reference shall be made to explosion group II B, considered safe.

**Column (17): Determination of whether anti-explosion protection is required**

- Yes
- For substances with a flash-point  $\leq 60$  °C
  - For substances that must be transported while heated to a temperature of less than 15 °C below their flash-point
  - For substances that must be transported while heated to a temperature of 15 °C or more below their flash-point and where in column (9) (cargo tank equipment) only a possibility of cargo heating (2) and no cargo-heating system on board (4) is required
  - For flammable gases
- No
- For all other substances

**Column (18): Determination of whether personal protective equipment, escape devices, portable gas detectors, portable toximeters or ambient-air-dependent breathing apparatus is required**

- PP: For all substances of Classes 1 to 9;
- EP: For all substances
  - of Class 2 with letter T or letter C in the classification code indicated in column (3b),
  - of Class 3 with letter T or letter C in the classification code indicated in column (3b),
  - of Class 4.1,
  - of Class 6.1, and
  - of Class 8,
  - CMR substances of Category 1A or 1B according to chapters 3.5, 3.6 and 3.7 of GHS;

Copyright © United Nations, 2019. All rights reserved

- EX: For all substances for which anti-explosion protection is required;
- TOX: For all substances of Class 6.1,

For all substances of other classes with T in column (3b),

For CMR substances of Category 1A or 1B according to chapters 3.5, 3.6 and 3.7 of GHS;

- A: For all substances for which EX or TOX is required

#### Column (19): Determination of the number of cones or blue lights

For all substances of Class 2 with letter F in the classification code indicated in column (3b):	1 cone/light
For all substances of Classes 3 to 9 with letter F in the classification code indicated in column (3b) and assigned to packing group I or II:	1 cone/light
For all substances of Class 2 with letter T in the classification code indicated in column (3b)	2 cones/lights
For all substances of Classes 3 to 9 with letter T in the classification code indicated in column (3b) and assigned to packing group I or II:	2 cones/lights

#### Column (20): Determination of additional requirements and remarks

- Remark 1:** Reference shall be made in column (20) to remark 1 for transport of UN No. 1005 AMMONIA, ANHYDROUS.
- Remark 2:** Reference shall be made in column (20) to remark 2 for stabilized substances that react with oxygen and for gases for which danger 2.1 is mentioned in column 5.
- Remark 3:** Reference shall be made in column (20) to remark 3 for substances that must be stabilized.
- Remark 4:** Reference shall be made in column (20) to remark 4 for substances that must not be allowed to solidify owing to the possibility of dangerous reactions on reheating.
- Remark 5:** Reference shall be made in column (20) to remark 5 for substances liable to polymerization.
- Remark 6:** Reference shall be made in column (20) to remark 6 for substances liable to crystallization and for substances for which a heating system or possibility of heating is required and the vapour pressure of which at 20 °C is greater than 0.1 kPa.
- Remark 7:** Reference shall be made in column (20) to remark 7 for substances with a melting point of + 15 °C or greater.
- Remark 8:** Reference shall be made in column (20) to remark 8 for substances that react dangerously with water.
- Remark 9:** Reference shall be made in column (20) to remark 9 for transport of UN No. 1131 CARBON DISULPHIDE.
- Remark 10:** *No longer used.*
- Remark 11:** Reference shall be made in column (20) to remark 11 for transport of UN No. 1040 ETHYLENE OXIDE WITH NITROGEN.



Copyright © United Nations, 2019. All rights reserved

- Remark 12:** Reference shall be made in column (20) to remark 12 for transport of UN No. 1280 PROPYLENE OXIDE and UN No. 2983 ETHYLENE OXIDE AND PROPYLENE OXIDE MIXTURE.
- Remark 13:** Reference shall be made in column (20) to remark 13 for transport of UN No. 1086 VINYL CHLORIDE, STABILIZED.
- Remark 14:** Reference shall be made in column (20) to remark 14 for mixtures or N.O.S. entries which are not clearly defined and for which type N is stipulated under the classification criteria.
- Remark 15:** Reference shall be made in column (20) to remark 15 for substances that react dangerously with alkalis or acids such as sodium hydroxide or sulphuric acid.
- Remark 16:** Reference shall be made in column (20) to remark 16 for substances that may react dangerously to local overheating.
- Remark 17:** Reference shall be made in column (20) to remark 17 for substances when reference is made to remark 4, 6 or 7.
- Remark 18:** *No longer used.*
- Remark 19:** Reference shall be made in column (20) to remark 19 for substances that must under no circumstances come into contact with water.
- Remark 20:** Reference shall be made in column (20) to remark 20 for substances the transport temperature of which must not exceed a maximum temperature in combination with the cargo tank materials. Reference shall be made to this maximum permitted temperature immediately after the number 20.
- Remark 21:** *No longer used.*
- Remark 22:** Reference shall be made in column (20) to remark 22 for substances for which a range of values or no value of the density is indicated in column (12).
- Remark 23:** Reference shall be made in column (20) to remark 23 for substances the internal pressure of which at 30 °C is less than 50 kPa and which are transported with water spraying.
- Remark 24:** Reference shall be made in column (20) to remark 24 for transport of UN No. 3257 ELEVATED TEMPERATURE LIQUID, N.O.S.
- Remark 25:** Reference shall be made in column (20) to remark 25 for substances that must be transported while heated in a type 3 cargo tank.
- Remark 26:** Reference shall be made in column (20) to remark 26 for substances that must be transported while heated in a type 2 cargo tank.
- Remark 27:** Reference shall be made in column (20) to remark 27 for substances for which the reference N.O.S. or a generic reference is made in column (2).
- Remark 28:** Reference shall be made in column (20) to remark 28 for transport of UN No. 2448 SULPHUR, MOLTEN.
- Remark 29:** Reference shall be made in column (20) to remark 29 for substances for which the vapour pressure or boiling point is indicated in column (2).
- Remark 30:** Reference shall be made in column (20) to remark 30 for transport of UN Nos. 1719, 1794, 1814, 1819, 1824, 1829, 1830, 1832, 1833, 1906, 2240, 2308, 2583, 2584, 2677, 2679, 2681, 2796, 2797, 2837 and 3320 under the entries for which open type N is required.

Copyright © United Nations, 2019. All rights reserved

- Remark 31:** Reference shall be made in column (20) to remark 31 for transport of substances of Class 2 and UN Nos. 1280 PROPYLENE OXIDE and 2983 ETHYLENE OXIDE AND PROPYLENE OXIDE MIXTURE of Class 3.
- Remark 32:** Reference shall be made in column (20) to remark 32 for transport of UN No. 2448 SULPHUR, MOLTEN of Class 4.1.
- Remark 33:** Reference shall be made in column (20) to remark 33 for transport of UN Nos. 2014 and 2984 HYDROGEN PEROXIDE, AQUEOUS SOLUTION of Class 5.1.
- Remark 34:** Reference shall be made in column (20) to remark 34 for transport of substances for which hazard 8 is mentioned in column (5) and type N in column (6).
- Remark 35:** Reference shall be made in column (20) to remark 35 for substances for which complete refrigeration may cause dangerous reactions in the event of compression. This is also applicable if the refrigeration is partly done by compression.
- Remark 36:** *No longer used.*
- Remark 37:** Reference shall be made in column (20) to remark 37 for substances for which the cargo storage system must be capable of resisting the full vapour pressure of the cargo at the upper limits of the ambient design temperatures, whatever the system adopted for the boil-off gas.
- Remark 38:** Reference shall be made in column (20) to remark 38 for mixtures with an initial boiling point above 60 °C or under or equal to 85 °C in accordance with ASTM D 86-01.
- Remark 39:** Reference shall be made in column (20) to remark 39 for the carriage of UN No. 2187 CARBON DIOXIDE, REFRIGERATED LIQUID of Class 2.
- Remark 40:** *No longer used.*
- Remark 41:** Reference shall be made in column (20) to remark 41 for UN No. 2709 BUTYLBENZENES (n-BUTYLBENZENE).
- Remark 42:** Reference shall be made in column (20) to remark 42 for UN No. 1038 ETHYLENE, REFRIGERATED LIQUID and for UN No. 1972 METHANE REFRIGERATED LIQUID or NATURAL GAS, REFRIGERATED LIQUID, with high methane content.
- Remark 43:** Reference shall be made in column (20) to remark 43 for all packing group I entries with letter F (flammable) in the classification code indicated in column (3b), and with letter F (floaters) in column (5), Dangers.

Copyright © United Nations, 2019. All rights reserved

**3.2.4 Modalities for the application of section 1.5.2 on special authorizations concerning transport in tank vessels****3.2.4.1 Model special authorization under section 1.5.2****Special authorization  
under 1.5.2 of ADN**

Under 1.5.2 of ADN, the transport in tank vessels of the substance specified in the annex to this special authorization shall be authorized in the conditions referred to therein.

Before transporting the substance, the carrier shall be required to have it added to the list referred to in 1.16.1.2.5 of ADN by a recognized classification society.

This special authorization shall be valid .....  
(places and/or routes of validity)

It shall be valid for two years from the date of signature, unless it is repealed at an earlier date.

Issuing State: .....

Competent authority: .....

Date: .....

Signature: .....

**3.2.4.2 Application form for special authorizations under section 1.5.2**

For applications for special authorizations, please answer the following questions and points.\* Data are used for administrative purposes only and are treated confidentially.

**Applicant**

.....  
(Name) (Company)

( ) .....

.....  
(Address)

**Summary of the application**

Authorization for transport in tank vessels of ..... as a substance of Class .....

**Annexes**

(with brief description)

**Application made:**

At: .....

Date: .....

Signature: .....

(of the person responsible for the data)

\* For questions not relevant to the subject of the application, write "not applicable".

Copyright © United Nations, 2019. All rights reserved

**1. General data on the dangerous substance**

- 1.1 Is it a pure substance ☐, a mixture ☐, a solution ☐ ?
- 1.2 Technical name (if possible ADN nomenclature or possibly the IBC Code).
- 1.3 Synonym.
- 1.4 Trade name.
- 1.5 Structure formula and, for mixtures, composition and/or concentration.
- 1.6 Hazard class and, where applicable classification code, packing group.
- 1.7 UN No. or substance identification number (if known).

**2. Physico-chemical properties**

- 2.1 State during transport (e.g. gas, liquid, molten, ...).
- 2.2 Relative density of liquid at 20 °C or at the transport temperature if the substance is to be heated or refrigerated during transport.
- 2.3 Transport temperature (for substances heated or refrigerated during transport).
- 2.4 Melting point or range ..... °C.
- 2.5 Boiling point or range ..... °C.
- 2.6 Vapour pressure at 15 °C ....., 20 °C ....., 30 °C ....., 37.8 °C ....., 50 °C ....., (for liquefied gases, vapour pressure at 70 °C .....,) (for permanent gases, filling pressure at 15 °C .....,).
- 2.7 Cubic expansion coefficient ..... K<sup>-1</sup>
- 2.8 Solubility in water at 20 °C  
Saturation concentration ..... mg/l  
or  
Miscibility with water at 15 °C  
  
☐ Complete   ☐ partial   ☐ none  
(If possible, in the case of solutions and mixtures, indicate concentration)
- 2.9 Colour.
- 2.10 Odour.
- 2.11 Viscosity ..... mm<sup>2</sup>/s.
- 2.12 Flow time (ISO 2431-1996) .....s.
- 2.13 Solvent separation test ..... .
- 2.14 pH of the substance or aqueous solution (indicate concentration).
- 2.15 Other information.

Copyright © United Nations, 2019. All rights reserved

### 3. Technical safety properties

3.1 Auto-ignition temperature in accordance with IEC 60079-20-1:2010, EN 14522:2005, DIN 51794:2003 in °C; where applicable, indicate the temperature class in accordance with IEC 60079-20-1:2010.

3.2 Flash-point

For flash-points up to 175 °C

Closed-cup test methods - non-equilibrium procedure

Abel method: EN ISO 13736:2008

Abel-Pensky method: DIN 51755-1:1974 or NF M T60-103:1968

Pensky-Martens method: EN ISO 2719:2012

Luchaire apparatus: French standard NF T60-103:1968

Tag method: ASTM D56-05(2010)

Closed-cup test methods – equilibrium procedure

Rapid equilibrium procedure: EN ISO 3679:2004; ASTM D3278-96 (2011)

Closed-cup equilibrium procedure: EN ISO 1523:2002+AC1:2006; ASTM D3941-90 (2007)

For flash-points above 175 °C

In addition to the above-mentioned methods, the following open-cup test method may be applied:

Cleveland method: EN ISO 2592:2002; ASTM D92-12.

3.3 Explosion limits:

Determination of upper and lower explosion limits in accordance with EN 1839:2012.

3.4 Maximum safe gap in accordance with IEC 60079-20-1:2010 in mm.

3.5 Is the substance stabilized during transport? If so, provide data on the stabilizer:

.....

3.6 Decomposition products in the event of combustion on contact with air or under the influence of an external fire:

3.7 Is the substance fire intensifying?

3.8 Abrasion (corrosion) ..... mm/year.

3.9 Does the substance react with water or moist air by releasing flammable or toxic gases? Yes/No.  
Gases released: .....

3.10 Does the substance react dangerously in any other way?

Copyright © United Nations, 2019. All rights reserved

- 3.11 Does the substance react dangerously when reheated?  
Yes/no

**4. Physiological hazards**

- 4.1 LD<sub>50</sub> and/or LC<sub>50</sub> value. Necrosis value (where applicable, other toxicity criteria in accordance with 2.2.61.1 of ADN).

CMR properties according to Categories 1A and 1B of chapters 3.5, 3.6 and 3.7 of GHS.

- 4.2 Does decomposition or reaction produce substances posing physiological hazards? (Indicate which substances where known)
- 4.3 Environmental properties (see 2.4.2.1 of ADN)

**Acute toxicity:**

LC<sub>50</sub> 96 hr for fish ..... mg/l

EC<sub>50</sub> 48 hr for crustacea ..... mg/l

E<sub>r</sub>C<sub>50</sub> 72 hr for algae ..... mg/l

**Chronic toxicity:**

NOEC ..... mg/l

BCF ..... mg/l or log K<sub>ow</sub> .....

Easily biodegradable ..... yes/no

**5. Data on hazard potential**

- 5.1 What specific damage is to be expected if the hazard characteristics produce their effect?

- ☐ Combustion
- ☐ Injury
- ☐ Corrosion
- ☐ Intoxication in the event of dermal absorption
- ☐ Intoxication in the event of absorption by inhalation
- ☐ Mechanical damage
- ☐ Destruction
- ☐ Fire
- ☐ Abrasion (corrosion to metals)
- ☐ Environmental pollution

Copyright © United Nations, 2019. All rights reserved

**6. Data on the transport equipment**

6.1 Are particular loading requirements envisaged/necessary (what are they)?

**7. Transport of dangerous substances in tanks**

7.1 With which materials is the substance to be carried compatible?

**8. Technical safety requirements**

8.1 Taking into account the current state of science and technology, what safety measures are necessary in the light of the hazards posed by the substance or liable to arise in the course of the transport process as a whole?

8.2 Additional safety measures

- Use of stationary or mobile techniques to measure flammable gases and flammable liquid vapours.
- Use of stationary or mobile techniques (toximeters) to measure concentrations of toxic substances.

Copyright © United Nations, 2019. All rights reserved

**3.2.4.3 Criteria for assignment of substances****A. Columns (6), (7) and (8): Determination of the type of tank vessel****1. Gases** (criteria according to 2.2.2 of ADN)

- Without refrigeration:                      type G                      pressure
- With refrigeration:                      type G                      refrigerated

**2. Halogenated hydrocarbons****Substances that may only be transported in a stabilized state****Toxic substances** (see 2.2.61.1 of ADN)**Flammable** (flash-point < 23 °C) **and corrosive substances** (see 2.2.8 of ADN)**Substances with an auto-ignition temperature** ≤ 200 °C**Substances with a flash-point** < 23 °C **and an explosivity range** > 15% at 20 °C**Benzene and mixtures of non-toxic and non-corrosive substances containing more than 10% benzene****Environmentally hazardous substances, aquatic toxicity category Acute 1 or Chronic 1 (group N1 in accordance with 2.2.9.1.10.2 of ADN) and vapour pressure at 50 °C** ≥ 1 kPa

- Cargo tank internal pressure > 50 kPa at the following temperatures: liquid 30 °C, gaseous phase 37.8 °C
  - Without refrigeration:                      type C                      pressure (400 kPa)
  - With refrigeration:                      type C                      refrigerated
- Cargo tank internal pressure ≤ 50 kPa at the following temperatures: liquid 30 °C, gaseous phase 37.8 °C but with cargo tank internal pressure > 50 kPa at 50 °C
  - Without water spraying:                      type C                      pressure (400 kPa)
  - With water spraying:                      type C                      with pressure relief valve/high velocity vent valve opening pressure of 50 kPa
- Cargo tank internal pressure ≤ 50 kPa at the following temperatures: liquid 30 °C, gaseous phase 37.8 °C
 

with cargo tank internal pressure ≤ 50 kPa at 50 °C	type C	with pressure relief valve/high velocity vent valve opening pressure as calculated, but at least 10 kPa
---	--------	---



Copyright © United Nations, 2019. All rights reserved

## 2.1 Mixtures for which type C is required in accordance with the criteria referred to in 2 above but for which certain data are lacking

In cases where the internal pressurization of the tank cannot be calculated owing to a lack of data, the following criteria may be used

- |  |        |  |
|--|--------|--|
| – Initial boiling point $\leq 60\text{ °C}$                        | type C | (400 kPa)  |
| – $60\text{ °C} < \text{initial boiling point} \leq 85\text{ °C}$  | type C | with pressure relief valve/high velocity vent valve opening pressure of 50 kPa and with water spraying |
| – $85\text{ °C} < \text{initial boiling point} \leq 115\text{ °C}$ | type C | with pressure relief valve/high velocity vent valve opening pressure of 50 kPa                         |
| – $115\text{ °C} < \text{initial boiling point}$                   | type C | with pressure relief valve/high velocity vent valve opening pressure of 35 kPa                         |

## 3. Substances which are flammable only (see 2.2.3 of ADN)

- |  |               |   |
|--|---------------|---|
| – Flash-point $< 23\text{ °C}$<br>with $175\text{ kPa} \leq P_v 50 < 300\text{ kPa}$   |               |   |
| • Without refrigeration:   | closed type N | pressure (400 kPa)  |
| • With refrigeration:  | closed type N | refrigerated with pressure relief valve/high velocity vent valve opening pressure of 50 kPa |
| – Flash-point $< 23\text{ °C}$<br>with $150\text{ kPa} \leq P_v 50 < 175\text{ kPa}$ : | closed type N | with pressure relief valve/high velocity vent valve opening pressure of 50 kPa              |
| – Flash-point $< 23\text{ °C}$<br>with $110\text{ kPa} \leq P_v 50 < 150\text{ kPa}$   |               |   |
| • Without water spraying:  | closed type N | with pressure relief valve/high velocity vent valve opening pressure of 50 kPa              |
| • With water spraying:   | closed type N | with pressure relief valve/high velocity vent valve opening pressure of 10 kPa              |
| – Flash-point $< 23\text{ °C}$<br>with $P_v 50 < 110\text{ kPa}$ :                     | closed type N | with pressure relief valve/high velocity vent valve opening pressure of 10 kPa              |
| – Flash-point $\geq 23\text{ °C}$ but $\leq 60\text{ °C}$ :                            | open type N   | with flame-arrester   |



Copyright © United Nations, 2019. All rights reserved

– **All other corrosive substances:**

- Flammable substance                      open type N                      with flame-arresters
- Non-flammable substances              open type N                      without flame-arresters

**5. Environmentally hazardous substances (see 2.2.9.1 of ADN)**

- Aquatic toxicity Acute 1 or Chronic 1 (group N1 in accordance with 2.2.9.1.10.2) and vapour pressure below 1 kPa at 50 °C                      closed type N                      cargo tank walls must be distinct from vessel hull
- Chronic 2 and 3 (group N2 in accordance with 2.2.9.1.10.2)                      open type N                      cargo tank walls must be distinct from vessel hull
- Acute 2 and 3 (group N3 in accordance with 2.2.9.1.10.2)                      open type N                      \_\_\_\_\_

**6. Substances of Class 9, UN No. 3257**                      open type N                      independent cargo tanks

**7. Substances of Class 9, Identification No. 9003**

Flash-point > 60 °C and ≤ 100 °C:                      open type N                      \_\_\_\_\_

**8. Substances that must be transported at elevated temperatures**

For substances that must be transported at elevated temperatures, the type of cargo tank shall be determined on the basis of the transport temperature, using the following table:

Maximum transport temperature T in °C	Type N	Type C
T ≤ 80	2	2
80 < T ≤ 115	1 + remark 25	1 + remark 26
T > 115	1	1

1 = cargo tank type: independent tank

2 = cargo tank type: integral tank

Remark 25 = remark No. 25 in column (20) of the list of substances contained in Chapter 3.2, Table C.

Remark 26 = remark No. 26 in column (20) of the list of substances contained in Chapter 3.2, Table C.

**9. Substances with long-term effects on health - CMR substances (Categories 1A and 1B in accordance with the criteria of chapters 3.5, 3.6 and 3.7 of GHS<sup>3</sup>), provided that they are already assigned to Classes 2 to 9 by virtue of other criteria**

C    carcinogenic

M    mutagenic

<sup>3</sup> Since there is no official international list of CMR substances of Categories 1A and 1B, pending the availability of such a list, the list of CMR substances of Categories 1A and 1B in Regulation (EC) No 1272/2008 of the European Parliament and of the Council, as amended, shall apply.

Copyright © United Nations, 2019. All rights reserved

R toxic to reproduction

closed type N

cargo tank walls must be distinct from vessel hull; pressure relief valve/high velocity vent valve opening pressure of at least 10 kPa, with water-spray system, if the internal pressurization of the tank is more than

10 kPa (calculation of the vapour pressure according to the formula for column 10, except that  $v_a = 0.03$ )

10. **Substances that float on the water surface ('floaters') or sink to the bottom of the water ('sinters') (criteria according to 2.2.9.1.10.5) provided that they are already assigned to Classes 3 to 9 and that type N is required on that basis**

open type N

cargo tank walls must be distinct from vessel hull

**B. Column (9): Determination of cargo tank equipment**

- (1) Refrigeration system

Determined in accordance with A.

- (2) Possibility of heating the cargo

A possibility of heating the cargo shall be required:

- When the melting point of the substance to be transported is + 15 °C or greater, or
- When the melting point of the substance to be transported is greater than 0 °C but less than + 15 °C and the outside temperature is no more than 4 K above the melting point. In column (20), reference shall be made to remark 6 with the temperature derived as follows: melting point + 4 K.

- (3) Water-spray system

Determined in accordance with A.

- (4) Cargo heating system on board

- For substances that must not be allowed to solidify owing to the possibility of dangerous reactions on reheating, and
- For substances that must be maintained at a guaranteed temperature of not less than 15 K below their flash-point.

**C. Column (10): Determination of opening pressure of high-velocity vent valve in kPa**

For vessels of type C, the opening pressure of the high-velocity vent valve shall be determined on the basis of the internal pressure of the tanks, rounded up to the nearest 5 kPa.

Copyright © United Nations, 2019. All rights reserved

To calculate the internal pressure, the following formula shall be used:

$$P_{\max} = P_{Ob\max} + \frac{k \cdot v_a (P_0 - P_{Da})}{v_a - \alpha \cdot \delta_t + \alpha \cdot \delta_t \cdot v_a} - P_o$$

$$k = \frac{T_{D\max}}{T_a}$$

**In this formula:**

- $P_{\max}$  : Maximum internal pressure in kPa  
 $P_{Ob\max}$  : Absolute vapour pressure at maximum liquid surface temperature in kPa  
 $P_{Da}$  : Absolute vapour pressure at filling temperature in kPa  
 $P_0$  : Atmospheric pressure in kPa  
 $v_a$  : Free relative volume at filling temperature compared with cargo tank volume  
 $\alpha$  : Cubic expansion coefficient in  $K^{-1}$   
 $\delta_t$  : Average temperature increase of the liquid due to heating in K  
 $T_{D\max}$  : Maximum gaseous phase temperature in K  
 $T_a$  : Filling temperature in K  
 $k$  : Temperature correction factor  
 $t_{Ob}$  : Maximum liquid surface temperature in  $^{\circ}C$

In the formula, the following basic data are used:

- $P_{Ob\max}$  : At 50  $^{\circ}C$  and 30  $^{\circ}C$   
 $P_{Da}$  : At 15  $^{\circ}C$   
 $P_0$  : 101.3 kPa  
 $v_a$  : 5% = 0.05  
 $\delta_t$  : 5 K  
 $T_{D\max}$  : 323 K and 310.8 K  
 $T_a$  : 288 K  
 $t_{Ob}$  : 50  $^{\circ}C$  and 30  $^{\circ}C$

#### **D. Column (11): Determination of maximum degree of filling of cargo tanks**

If, in accordance with the provisions under A above:

- Type G is required: 91% however, in the case of deeply refrigerated substances: 95%
- Type C is required: 95%
- Type N is required: 97% however, in the case of substances in a molten state and of flammable liquids with 175 kPa  $\leq$   $P_{v50}$  < 300 kPa: 95%.

Copyright © United Nations, 2019. All rights reserved

**E. Column (13): Determination of type of sampling device**

- 1 = *closed*:
- Substances to be transported in pressure cargo tanks
  - Substances with T in column (3b) and assigned to packing group I
  - Stabilized substances to be transported under inert gas.
- 2 = *partly closed*:
- All other substances for which type C is required
- 3 = *open*:
- All other substances

**F. Column (14): Determination of whether a pump-room is permitted below deck**

- No
- All substances with letter T in the classification code indicated in column (3b) with the exception of substances of Class 2.
- Yes
- All other substances

**G. Column (15): Determination of temperature class**

Flammable substances shall be assigned to a temperature class on the basis of their auto-ignition point:

Temperature class	Auto-ignition temperature T of flammable liquids and gases in °C
T1	$T > 450$
T2	$300 < T \leq 450$
T3	$200 < T \leq 300$
T4	$135 < T \leq 200$
T5	$100 < T \leq 135$
T6	$85 < T \leq 100$

When anti-explosion protection is required and the auto-ignition temperature is not known, reference shall be made to temperature class T4, considered safe.

**H. Column (16): Determination of explosion group**

Flammable substances shall be assigned to an explosion group on the basis of their maximum experimental safe gaps. The maximum experimental safe gaps shall be determined in accordance with standard IEC 60079-20-1.

The different explosion groups are as follows:

Explosion group	Maximum experimental safe gap in mm
II A	$> 0.9$
II B	$\geq 0.5$ to $\leq 0.9$
II C	$< 0.5$

When anti-explosion protection is required and the relevant data are not provided, reference shall be made to explosion group II B, considered safe.

Copyright © United Nations, 2019. All rights reserved

**I. Column (17): Determination of whether anti-explosion protection is required**

- Yes
- For substances with a flash-point  $\leq 60$  °C
  - For substances that must be transported while heated to a temperature of less than 15 K below their flash-point
  - For substances that must be transported while heated to a temperature of 15 K or more below their flash-point and where in column (9) (cargo tank equipment) only a possibility of cargo heating (2) and no cargo-heating system on board (4) is required
  - For flammable gases
- No
- For all other substances

**J. Column (18): Determination of whether personal protective equipment, escape devices, portable gas detectors, portable toximeters or ambient-air-dependent breathing apparatus is required**

- PP: For all substances of Classes 1 to 9;
- EP: For all substances
  - of Class 2 with letter T or letter C in the classification code indicated in column (3b);
  - of Class 3 with letter T or letter C in the classification code indicated in column (3b);
  - of Class 4.1;
  - of Class 6.1;
  - of Class 8; and

for CMR substances of Category 1A or 1B according to chapters 3.5, 3.6 and 3.7 of GHS;<sup>\*</sup>
- EX: For all substances for which anti-explosion protection is required;
- TOX: For all substances of Class 6.1;
 

For all substances of other classes with T in column (3b);

For CMR substances of Category 1A or 1B according to chapters 3.5, 3.6 and 3.7 of GHS;<sup>3</sup>
- A: For all substances for which EX or TOX is required.

<sup>3</sup> Since there is no official international list of CMR substances of Categories 1A and 1B, pending the availability of such a list, the list of CMR substances of Categories 1A and 1B in Regulation (EC) No 1272/2008 of the European Parliament and of the Council, as amended, shall apply.

Copyright © United Nations, 2019. All rights reserved

**K. Column (19): Determination of the number of cones or blue lights**

For all substances of Class 2 with letter F in the classification code indicated in column (3b):	1 cone/light
For all substances of Classes 3 to 9 with letter F in the classification code indicated in column (3b) and assigned to packing group I or II:	1 cone/light
For all substances of Class 2 with letter T in the classification code indicated in column (3b):	2 cones/lights
For all substances of Classes 3 to 9 with letter T in the classification code indicated in column (3b) and assigned to packing group I or II:	2 cones/lights

**L. Column (20): Determination of additional requirements and remarks**

- Remark 1:** Reference shall be made in column (20) to remark 1 for transport of UN No. 1005 AMMONIA, ANHYDROUS.
- Remark 2:** Reference shall be made in column (20) to remark 2 for stabilized substances that react with oxygen and for gases for which danger 2.1 is mentioned in column (5).
- Remark 3:** Reference shall be made in column (20) to remark 3 for substances that must be stabilized.
- Remark 4:** Reference shall be made in column (20) to remark 4 for substances that must not be allowed to solidify owing to the possibility of dangerous reactions on reheating.
- Remark 5:** Reference shall be made in column (20) to remark 5 for substances liable to polymerization.
- Remark 6:** Reference shall be made in column (20) to remark 6 for substances liable to crystallization and for substances for which a heating system or possibility of heating is required and the vapour pressure of which at 20 °C is greater than 0.1 kPa.
- Remark 7:** Reference shall be made in column (20) to remark 7 for substances with a melting point of + 15 °C or greater.
- Remark 8:** Reference shall be made in column (20) to remark 8 for substances that react dangerously with water.
- Remark 9:** Reference shall be made in column (20) to remark 9 for transport of UN No. 1131 CARBON DISULPHIDE.
- Remark 10:** *No longer used.*
- Remark 11:** Reference shall be made in column (20) to remark 11 for transport of UN No. 1040 ETHYLENE OXIDE WITH NITROGEN.
- Remark 12:** Reference shall be made in column (20) to remark 12 for transport of UN No. 1280 PROPYLENE OXIDE and UN No. 2983 ETHYLENE OXIDE AND PROPYLENE OXIDE MIXTURE.
- Remark 13:** Reference shall be made in column (20) to remark 13 for transport of UN No. 1086 VINYL CHLORIDE, STABILIZED.
- Remark 14:** Reference shall be made in column (20) to remark 14 for mixtures or N.O.S. entries which are not clearly defined and for which type N is stipulated under the classification criteria.
- Remark 15:** Reference shall be made in column (20) to remark 15 for substances that react dangerously with alkalis or acids such as sodium hydroxide or sulphuric acid.



Copyright © United Nations, 2019. All rights reserved

- Remark 16:** Reference shall be made in column (20) to remark 16 for substances that may react dangerously to local overheating.
- Remark 17:** Reference shall be made in column (20) to remark 17 for substances when reference is made to remark 4, 6 or 7.
- Remark 18:** *No longer used.*
- Remark 19:** Reference shall be made in column (20) to remark 19 for substances that must under no circumstances come into contact with water.
- Remark 20:** Reference shall be made in column (20) to remark 20 for substances the transport temperature of which must not exceed a maximum temperature in combination with the cargo tank materials. Reference shall be made to this maximum permitted temperature immediately after the number 20.
- Remark 21:** *No longer used.*
- Remark 22:** Reference shall be made in column (20) to remark 22 for substances for which a range of values or no value of the density is indicated in column (12).
- Remark 23:** Reference shall be made in column (20) to remark 23 for substances the internal pressure of which at 30 °C is less than 50 kPa and which are transported with water spraying.
- Remark 24:** Reference shall be made in column (20) to remark 24 for transport of UN No. 3257 ELEVATED TEMPERATURE LIQUID, N.O.S.
- Remark 25:** Reference shall be made in column (20) to remark 25 for substances that must be transported while heated in a type 3 cargo tank.
- Remark 26:** Reference shall be made in column (20) to remark 26 for substances that must be transported while heated in a type 2 cargo tank.
- Remark 27:** Reference shall be made in column (20) to remark 27 for substances for which the reference N.O.S. or a generic reference is made in column (2).
- Remark 28:** Reference shall be made in column (20) to remark 28 for transport of UN No. 2448 SULPHUR, MOLTEN.
- Remark 29:** Reference shall be made in column (20) to remark 29 for substances for which the vapour pressure or boiling point is indicated in column (2).
- Remark 30:** Reference shall be made in column (20) to remark 30 for transport of UN Nos. 1719, 1794, 1814, 1819, 1824, 1829, 1830, 1832, 1833, 1906, 2240, 2308, 2583, 2584, 2677, 2679, 2681, 2796, 2797, 2837 and 3320 under the entries for which open type N is required.
- Remark 31:** Reference shall be made in column (20) to remark 31 for transport of substances of Class 2 and UN Nos. 1280 PROPYLENE OXIDE and 2983 ETHYLENE OXIDE AND PROPYLENE OXIDE MIXTURE of Class 3.
- Remark 32:** Reference shall be made in column (20) to remark 32 for transport of UN No. 2448 SULPHUR, MOLTEN of Class 4.1.
- Remark 33:** Reference shall be made in column (20) to remark 33 for transport of UN Nos. 2014 and 2984 HYDROGEN PEROXIDE, AQUEOUS SOLUTION of Class 5.1.
- Remark 34:** Reference shall be made in column (20) to remark 34 for transport of substances for which hazard 8 is mentioned in column (5) and type N in column (6).

Copyright © United Nations, 2019. All rights reserved

- Remark 35:** Reference shall be made in column (20) to remark 35 for substances for which complete refrigeration may cause dangerous reactions in the event of compression. This is also applicable if the refrigeration is partly done by compression.
- Remark 36:** *No longer used.*
- Remark 37:** Reference shall be made in column (20) to remark 37 for substances for which the cargo storage system must be capable of resisting the full vapour pressure of the cargo at the upper limits of the ambient design temperatures, whatever the system adopted for the boil-off gas.
- Remark 38:** Reference shall be made in column (20) to remark 38 for mixtures with an initial boiling point above 60 °C or under or equal to 85 °C in accordance with ASTM D 86-01.
- Remark 39:** Reference shall be made in column (20) to remark 39 for the carriage of UN No. 2187 CARBON DIOXIDE, REFRIGERATED LIQUID of Class 2.
- Remark 40:** *No longer used.*
- Remark 41:** Reference shall be made in column (20) to remark 41 for UN No. 2709 BUTYLBENZENES (n-BUTYLBENZENE).
- Remark 42:** Reference shall be made in column (20) to remark 42 for UN No. 1038 ETHYLENE, REFRIGERATED LIQUID and for UN No. 1972 METHANE REFRIGERATED LIQUID or NATURAL GAS, REFRIGERATED LIQUID, with high methane content.
- Remark 43:** Reference shall be made in column (20) to remark 43 for all packing group I entries with letter F (flammable) in the classification code indicated in column (3b), and with letter F (floaters) in column (5), Dangers.

Copyright © United Nations, 2019. All rights reserved

## **PART 4**

### **Provisions concerning the use of packagings, tanks and bulk cargo transport units**

Copyright © United Nations, 2019. All rights reserved

Copyright © United Nations, 2019. All rights reserved

## CHAPTER 4.1

### GENERAL PROVISIONS

- 4.1.1 Packagings and tanks shall be used in accordance with the requirements of one of the international Regulations, bearing in mind the indications given in the list of substances of these international Regulations, namely:
- For packagings (including IBCs and large packagings): columns (9a) and (9b) of Chapter 3.2, Table A of RID or ADR, or the list of substances in Chapter 3.2 of the IMDG Code or the ICAO Technical Instructions;
  - For portable tanks: columns (10) and (11) of Chapter 3.2, Table A of RID or ADR or the list of substances in the IMDG Code;
  - For RID or ADR tanks: columns (12) and (13) of Chapter 3.2, Table A of RID or ADR.
- 4.1.2 The requirements to be implemented are as follows:
- For packagings (including IBCs and large packagings): Chapter 4.1 of RID, ADR, the IMDG Code or the ICAO Technical Instructions;
  - For portable tanks: Chapter 4.2 of RID, ADR or the IMDG Code;
  - For RID or ADR tanks: Chapter 4.3 of RID or ADR, and, where applicable, sections 4.2.5 or 4.2.6 of the IMDG Code;
  - For fibre-reinforced plastics tanks: Chapter 4.4 of ADR;
  - For vacuum-operated waste tanks: Chapter 4.5 of ADR.
  - For mobile explosive manufacturing units (MEMUs): Chapter 4.7 of ADR.
- 4.1.3 For carriage in bulk of solids in vehicles, wagons, containers or bulk containers, the following requirements of the international Regulations shall be complied with:
- Chapter 4.3 of the IMDG Code; or
  - Chapter 7.3 of ADR, taking account of indications in columns (10) or (17) of Table A of Chapter 3.2 of ADR, except that sheeted vehicles and containers are not allowed;
  - Chapter 7.3 of RID, taking account of indications in columns (10) or (17) of Table A of Chapter 3.2 of RID, except that sheeted wagons and containers are not allowed.
- 4.1.4 Only packagings and tanks which meet the requirements of Part 6 of ADR or RID may be used.

Copyright © United Nations, 2019. All rights reserved

Copyright © United Nations, 2019. All rights reserved

## **PART 5**

### **Consignment procedures**

Copyright © United Nations, 2019. All rights reserved



Copyright © United Nations, 2019. All rights reserved

## CHAPTER 5.1

### GENERAL PROVISIONS

#### 5.1.1 Application and general provisions

This Part sets forth the provisions for dangerous goods consignments relative to marking, labelling, and documentation, and, where appropriate, authorisation of consignments and advance notifications.

#### 5.1.2 Use of overpacks

5.1.2.1 (a) Unless marks and labels required in Chapter 5.2, except 5.2.1.3 to 5.2.1.6, 5.2.1.7.2 to 5.2.1.7.8 and 5.2.1.10, representative of all dangerous goods in the overpack are visible, the overpack shall be:

(i) marked with the word “OVERPACK”. The lettering of the “OVERPACK” mark shall be at least 12 mm high. The mark shall be in an official language of the country of origin and also, if that language is not English, French or German, in English, French or German, unless agreements, if any, concluded between the countries concerned in the transport operation provide otherwise; and

(ii) labelled and marked with the UN number and other marks, as required for packages in Chapter 5.2 except 5.2.1.3 to 5.2.1.6, 5.2.1.7.2 to 5.2.1.7.8 and 5.2.1.10, for each item of dangerous goods contained in the overpack. Each applicable mark or label only needs to be applied once.

Labelling of overpacks containing radioactive material shall be in accordance with 5.2.2.1.11.

(b) Orientation arrows illustrated in 5.2.1.10 shall be displayed on two opposite sides of overpacks containing packages which shall be marked in accordance with 5.2.1.10.1, unless the marks remains visible.

5.1.2.2 Each package of dangerous goods contained in an overpack shall comply with all applicable provisions of ADN. The intended function of each package shall not be impaired by the overpack.

5.1.2.3 Each package bearing package orientation marks as prescribed in 5.2.1.10 and which is overpacked or placed in a large packaging shall be oriented in accordance with such marks.

5.1.2.4 The prohibitions on mixed loading also apply to these overpacks.

#### 5.1.3 Empty uncleaned packagings (including IBCs and large packagings), tanks, MEMUs, vehicles, wagons and containers for carriage in bulk

5.1.3.1 Empty uncleaned packagings (including IBCs and large packagings), tanks (including tank-vehicles, tank-wagons, battery-vehicles, battery-wagons, demountable tanks, portable tanks, tank-containers, MEGCs, MEMUs), vehicles, wagons and containers for carriage in bulk having contained dangerous goods of the different classes other than Class 7, shall be marked and labelled as if they were full.

**NOTE:** For documentation, see Chapter 5.4.

Copyright © United Nations, 2019. All rights reserved

5.1.3.2 Containers, tanks, IBCs, as well as other packagings and overpacks, used for the carriage of radioactive material shall not be used for the storage or carriage of other goods unless decontaminated below the level of 0.4 Bq/cm<sup>2</sup> for beta and gamma emitters and low toxicity alpha emitters and 0.04 Bq/cm<sup>2</sup> for all other alpha emitters.

#### 5.1.4 **Mixed packing**

When two or more dangerous goods are packed within the same outer packaging, the package shall be labelled and marked as required for each substance or article. If the same label is required for different goods, it only needs to be applied once.

#### 5.1.5 **General provisions for Class 7**

##### 5.1.5.1 *Approval of shipments and notification*

###### 5.1.5.1.1 *General*

In addition to the approval of package designs described in Chapter 6.4 of ADR, multilateral shipment approval is also required in certain circumstances (5.1.5.1.2 and 5.1.5.1.3). In some circumstances it is also necessary to notify competent authorities of a shipment (5.1.5.1.4).

###### 5.1.5.1.2 *Shipment approvals*

Multilateral approval shall be required for:

- (a) the shipment of Type B(M) packages not conforming with the requirements of 6.4.7.5 of ADR or designed to allow controlled intermittent venting;
- (b) the shipment of Type B(M) packages containing radioactive material with an activity greater than 3000 A<sub>1</sub> or 3000 A<sub>2</sub>, as appropriate, or 1000 TBq, whichever is the lower;
- (c) the shipment of packages containing fissile materials if the sum of the criticality safety indexes of the packages in a single vessel, vehicle, wagon or container exceeds 50;
- (d) radiation protection programmes for shipments by special use vessels in accordance with 7.1.4.14.7.3.7;

except that a competent authority may authorise carriage into or through its country without shipment approval, by a specific provision in its design approval (see 5.1.5.2.1).

###### 5.1.5.1.3 *Shipment approval by special arrangement*

Provisions may be approved by a competent authority under which a consignment, which does not satisfy all of the applicable requirements of ADN may be carried under special arrangement (see 1.7.4).

###### 5.1.5.1.4 *Notifications*

Notification to competent authorities is required as follows:

- (a) Before the first shipment of any package requiring competent authority approval, the consignor shall ensure that copies of each applicable competent authority certificate applying to that package design have been submitted to the competent authority of the country of origin of the shipment and to the competent authority of each country through or into which the consignment is to be carried. The consignor is not required to await an acknowledgement from the competent authority, nor is the competent authority required to make such acknowledgement of receipt of the certificate;

Copyright © United Nations, 2019. All rights reserved

(b) For each of the following types of shipments:

- (i) Type C packages containing radioactive material with an activity greater than 3000 A<sub>1</sub> or 3000 A<sub>2</sub>, as appropriate, or 1000 TBq, whichever is the lower;
- (ii) Type B(U) packages containing radioactive material with an activity greater than 3000 A<sub>1</sub> or 3000 A<sub>2</sub>, as appropriate, or 1000 TBq, whichever is the lower;
- (iii) Type B(M) packages;
- (iv) Shipment under special arrangement.

The consignor shall notify the competent authority of the country of origin of the shipment and the competent authority of each country through or into which the consignment is to be carried. This notification shall be in the hands of each competent authority prior to the commencement of the shipment, and preferably at least 7 days in advance;

(c) The consignor is not required to send a separate notification if the required information has been included in the application for approval of shipment (see 6.4.23.2 of ADR);

(d) The consignment notification shall include:

- (i) sufficient information to enable the identification of the package or packages including all applicable certificate numbers and identification marks;
- (ii) information on the date of shipment, the expected date of arrival and proposed routing;
- (iii) the name(s) of the radioactive material(s) or nuclide(s);
- (iv) descriptions of the physical and chemical forms of the radioactive material, or whether it is special form radioactive material or low dispersible radioactive material; and
- (v) the maximum activity of the radioactive contents during carriage expressed in becquerels (Bq) with an appropriate SI prefix symbol (see 1.2.2.1). For fissile material, the mass of fissile material (or of each fissile nuclide for mixtures when appropriate) in grams (g), or multiples thereof, may be used in place of activity.

#### **5.1.5.2** *Certificates issued by the competent authority*

5.1.5.2.1 Certificates issued by the competent authority are required for the following:

(a) Designs for:

- (i) special form radioactive material;
- (ii) low dispersible radioactive material;
- (iii) fissile material excepted under 2.2.7.2.3.5 (f);
- (iv) packages containing 0.1 kg or more of uranium hexafluoride;
- (v) packages containing fissile material unless excepted by 2.2.7.2.3.5 of the present Regulations or 6.4.11.2 or 6.4.11.3 of ADR;

Copyright © United Nations, 2019. All rights reserved

- (vi) Type B(U) packages and Type B(M) packages;
- (vii) Type C packages;
- (b) Special arrangements;
- (c) Certain shipments (see 5.1.5.1.2);
- (d) Determination of the basic radionuclide values referred to in 2.2.7.2.2.1 for individual radionuclides which are not listed in Table 2.2.7.2.2.1 (see 2.2.7.2.2.2 (a));
- (e) Alternative activity limits for an exempt consignment of instruments or articles (see 2.2.7.2.2.2 (b)).

The certificates shall confirm that the applicable requirements are met, and for design approvals shall attribute to the design an identification mark.

The certificates of approval for the package design and the shipment may be combined into a single certificate.

Certificates and applications for these certificates shall be in accordance with the requirements in 6.4.23 of ADR.

5.1.5.2.2 The consignor shall be in possession of a copy of each applicable certificate.

5.1.5.2.3 For package designs where it is not required that a competent authority issue a certificate of approval, the consignor shall, on request, make available for inspection by the competent authority, documentary evidence of the compliance of the package design with all the applicable requirements.

#### **5.1.5.3 *Determination of transport index (TI) and criticality safety index (CSI)***

5.1.5.3.1 The transport index (TI) for a package, overpack or container, or for unpackaged LSA-I or SCO-I, shall be the number derived in accordance with the following procedure:

- (a) Determine the maximum radiation level in units of millisieverts per hour (mSv/h) at a distance of 1 m from the external surfaces of the package, overpack, container, or unpackaged LSA-I and SCO-I. The value determined shall be multiplied by 100 and the resulting number is the transport index. For uranium and thorium ores and their concentrates, the maximum radiation level at any point 1 m from the external surface of the load may be taken as:
 

0.4 mSv/h	for ores and physical concentrates of uranium and thorium;
0.3 mSv/h	for chemical concentrates of thorium;
0.02 mSv/h	for chemical concentrates of uranium, other than uranium hexafluoride;
- (b) For tanks, containers and unpackaged LSA-I and SCO-I, the value determined in step (a) above shall be multiplied by the appropriate factor from Table 5.1.5.3.1;
- (c) The value obtained in steps (a) and (b) above shall be rounded up to the first decimal place (e.g. 1.13 becomes 1.2), except that a value of 0.05 or less may be considered as zero.

Copyright © United Nations, 2019. All rights reserved

**Table 5.1.5.3.1: Multiplication factors for tanks, containers and unpackaged LSA-I and SCO-I**

Size of load <sup>a</sup>	Multiplication factor
size of load $\leq 1 \text{ m}^2$	1
$1 \text{ m}^2 < \text{size of load} \leq 5 \text{ m}^2$	2
$5 \text{ m}^2 < \text{size of load} \leq 20 \text{ m}^2$	3
$20 \text{ m}^2 < \text{size of load}$	10

<sup>a</sup> Largest cross-sectional area of the load being measured.

- 5.1.5.3.2 The transport index for each overpack, vessel or cargo transport unit shall be determined as either the sum of the TIs of all the packages contained, or by direct measurement of radiation level, except in the case of non-rigid overpacks for which the transport index shall be determined only as the sum of the TIs of all the packages.
- 5.1.5.3.3 The criticality safety index for each overpack or container shall be determined as the sum of the CSIs of all the packages contained. The same procedure shall be followed for determining the total sum of the CSIs in a consignment or aboard a vessel or cargo transport unit.
- 5.1.5.3.4 Packages, overpacks and containers shall be assigned to either category I-WHITE, II-YELLOW or III-YELLOW in accordance with the conditions specified in Table 5.1.5.3.4 and with the following requirements:
- For a package, overpack or container, both the transport index and the surface radiation level conditions shall be taken into account in determining which is the appropriate category. Where the transport index satisfies the condition for one category but the surface radiation level satisfies the condition for a different category, the package, overpack or container shall be assigned to the higher category. For this purpose, category I-WHITE shall be regarded as the lowest category;
  - The transport index shall be determined following the procedures specified in 5.1.5.3.1 and 5.1.5.3.2;
  - If the surface radiation level is greater than 2 mSv/h, the package or overpack shall be carried under exclusive use and under the provisions of 7.1.4.14.7.1.3 and 7.1.4.14.7.3.5 (a) as appropriate;
  - A package carried under a special arrangement shall be assigned to category III-YELLOW except under the provisions of 5.1.5.3.5;
  - An overpack or container which contains packages carried under special arrangement shall be assigned to category III-YELLOW except under the provisions of 5.1.5.3.5.

Copyright © United Nations, 2019. All rights reserved

**Table 5.1.5.3.4: Categories of packages, overpacks and containers**

Conditions		
Transport index	Maximum radiation level at any point on external surface	Category
0 <sup>a</sup>	Not more than 0.005 mSv/h	I-WHITE
More than 0 but not more than 1 <sup>a</sup>	More than 0.005 mSv/h but not more than 0.5 mSv/h	II-YELLOW
More than 1 but not more than 10	More than 0.5 mSv/h but not more than 2 mSv/h	III-YELLOW
More than 10	More than 2 mSv/h but not more than 10 mSv/h	III-YELLOW <sup>b</sup>

<sup>a</sup> If the measured TI is not greater than 0.05, the value quoted may be zero in accordance with 5.1.5.3.1(c).

<sup>b</sup> Shall also be carried under exclusive use except for containers (see Table D in 7.1.4.14.7.3.3).

5.1.5.3.5 In all cases of international carriage of packages requiring competent authority approval of design or shipment, for which different approval types apply in the different countries concerned by the shipment, the categorization shall be in accordance with the certificate of the country of origin of design.

#### **5.1.5.4 Specific provisions for excepted packages of radioactive material of Class 7**

5.1.5.4.1 Excepted packages of radioactive material of Class 7 shall be legibly and durably marked on the outside of the packaging with:

- (a) The UN number preceded by the letters "UN";
- (b) An identification of either the consignor or consignee, or both; and
- (c) The permissible gross mass if this exceeds 50 kg.

5.1.5.4.2 The documentation requirements of Chapter 5.4 do not apply to excepted packages of radioactive material of Class 7, except that:

- (a) The UN number preceded by the letters "UN" and the name and address of the consignor and the consignee and, if relevant, the identification mark for each competent authority certificate of approval (see 5.4.1.2.5.1 (g)) shall be shown on a transport document such as a bill of lading, air waybill or CMR, CIM or CMNI consignment note;
- (b) If relevant, the requirements of 5.4.1.2.5.1 (g), 5.4.1.2.5.3 and 5.4.1.2.5.4 shall apply;
- (c) The requirements of 5.4.2 and 5.4.4 shall apply.

5.1.5.4.3 The requirements of 5.2.1.7.8 and 5.2.2.1.11.5 shall apply if relevant.

Copyright © United Nations, 2019. All rights reserved

**5.1.5.5 Summary of approval and prior notification requirements**

**NOTE 1:** Before first shipment of any package requiring competent authority approval of the design, the consignor shall ensure that a copy of the approval certificate for that design has been submitted to the competent authority of each country en route (see 5.1.5.1.4 (a)).

**NOTE 2:** Notification required if contents exceed  $3 \times 10^3 A_1$ , or  $3 \times 10^3 A_2$ , or 1000 TBq (see 5.1.5.1.4 (b)).

**NOTE 3:** Multilateral approval of shipment required if contents exceed  $3 \times 10^3 A_1$ , or  $3 \times 10^3 A_2$ , or 1000 TBq, or if controlled intermittent venting is allowed (see 5.1.5.1).

**NOTE 4:** See approval and prior notification provisions for the applicable package for carrying this material.

Subject	UN Number	Competent authority approval required		Consignor required to notify the competent authorities of the country of origin and of the countries en route <sup>a</sup> before each shipment	Reference
		Country of origin	Countries en route <sup>a</sup>		
Calculation of unlisted $A_1$ and $A_2$ values	-	Yes	Yes	No	2.2.7.2.2.2 (a), 5.1.5.2.1 (d)
Excepted packages - package design - shipment	2908, 2909, 2910, 2911	No No	No No	No No	-
LSA material <sup>b</sup> and SCO <sup>b</sup> Industrial packages types 1, 2 or 3, non fissile and fissile excepted - package design - shipment	2912, 2913, 3321, 3322	No No	No No	No No	-
Type A packages, <sup>b</sup> non fissile and fissile excepted - package design - shipment	2915, 3332	No No	No No	No No	-
Type B(U) packages, <sup>b</sup> non fissile and fissile excepted - package design - shipment	2916	Yes No	No No	See Note 1 See Note 2	5.1.5.1.4 (b), 5.1.5.2.1 (a), 6.4.22.2 (ADR)
Type B(M) packages, <sup>b</sup> non fissile and fissile excepted - package design - shipment	2917	Yes See Note 3	Yes See Note 3	No Yes	5.1.5.1.4 (b), 5.1.5.2.1 (a), 5.1.5.1.2, 6.4.22.3 (ADR)

Copyright © United Nations, 2019. All rights reserved

Subject	UN Number	Competent authority approval required		Consignor required to notify the competent authorities of the country of origin and of the countries en route <sup>a</sup> before each shipment	Reference
		Country of origin	Countries en route <sup>a</sup>		
Type C packages, <sup>b</sup> non fissile and fissile excepted  - package design - shipment	3323	Yes No	No No	See Note 1 See Note 2	5.1.5.1.4 (b), 5.1.5.2.1 (a) 6.4.22.2 (ADR)
Packages for fissile material - package design - shipment - sum of criticality safety indexes not more than 50 - sum of criticality safety indexes greater than 50	2977, 3324, 3325, 3326, 3327, 3328, 3329, 3330, 3331, 3333	Yes <sup>c</sup>  No <sup>d</sup>  Yes	Yes <sup>c</sup>  No <sup>d</sup>  Yes	No  See Note 2  See Note 2	5.1.5.2.1 (a), 5.1.5.1.2, 6.4.22.4 (ADR)
Special form radioactive material - design - shipment	- See Note 4	Yes See Note 4	No See Note 4	No See Note 4	1.6.6.4 (ADR), 5.1.5.2.1 (a) 6.4.22.5 (ADR)
Low dispersable radioactive material - design - shipment	- See Note 4	Yes See Note 4	No See Note 4	No See Note 4	5.1.5.2.1 (a), 6.4.22.5 (ADR)
Packages containing 0.1 kg or more of uranium hexafluoride - design - shipment	- See Note 4	Yes See Note 4	No See Note 4	No See Note 4	5.1.5.2.1 (a), 6.4.22.1 (ADR)
Special arrangement - shipment	2919, 3331	Yes	Yes	Yes	1.7.4.2, 5.1.5.2.1 (b), 5.1.5.1.4 (b)



Copyright © United Nations, 2019. All rights reserved

Subject	UN Number	Competent authority approval required		Consignor required to notify the competent authorities of the country of origin and of the countries en route <sup>a</sup> before each shipment	Reference
		Country of origin	Countries en route <sup>a</sup>		
Approved packages designs subjected to transitional measures	-	See 1.6.6	See 1.6.6	See Note 1	1.6.6.2, (ADR), 5.1.5.1.4 (b), 5.1.5.2.1 (a), 5.1.5.1.2, 6.4.22.9 (ADR)
Alternative activity limits for an exempt consignment of instruments or articles	-	Yes	Yes	No	5.1.5.2.1(e), 6.4.22.7 (ADR)
Fissile material excepted in accordance with 2.2.7.2.3.5 (f)	-	Yes	Yes	No	5.1.5.2.1 (a) (iii), 6.4.22.6 (ADR)

<sup>a</sup> Countries from, through or into which the consignment is carried.

<sup>b</sup> If the radioactive contents are fissile material which is not excepted from the provisions for packages containing fissile material, then the provisions for fissile material packages apply (see 6.4.11 of ADR).

<sup>c</sup> Designs of packages for fissile material may also require approval in respect of one of the other items in the table.

<sup>d</sup> Shipments may, however, require approval in respect of one of the other items in the table.

Copyright © United Nations, 2019. All rights reserved

Copyright © United Nations, 2019. All rights reserved

## CHAPTER 5.2

### MARKING AND LABELLING

#### 5.2.1 Marking of packages

**NOTE 1:** For marks related to the construction, testing and approval of packagings, large packagings, pressure receptacles and IBCs, see Part 6 of ADR.

**NOTE 2:** In accordance with the GHS, a GHS pictogram not required by ADN should only appear in carriage as part of a complete GHS label and not independently (see GHS 1.4.10.4.4).

5.2.1.1 Unless provided otherwise in ADN, the UN number corresponding to the dangerous goods contained, preceded by the letters "UN" shall be clearly and durably marked on each package. The UN number and the letters "UN" shall be at least 12 mm high, except for packages of 30 litres capacity or less or of 30 kg maximum net mass and for cylinders of 60 litres water capacity or less, when they shall be at least 6 mm in height and except for packages of 5 litres or 5 kg or less when they shall be of an appropriate size. In the case of unpackaged articles the mark shall be displayed on the article, on its cradle or on its handling, storage or launching device.

5.2.1.2 All package marks required by this Chapter:

- (a) shall be readily visible and legible;
- (b) shall be able to withstand open weather exposure without a substantial reduction in effectiveness.

5.2.1.3 Salvage packagings, including large salvage packagings, and salvage pressure receptacles shall additionally be marked with the word "SALVAGE". The lettering of the "SALVAGE" mark shall be at least 12 mm high.

5.2.1.4 Intermediate bulk containers of more than 450 litres capacity and large packagings shall be marked on two opposite sides.

#### 5.2.1.5 *Additional provisions for goods of Class 1*

For goods of Class 1, packages shall, in addition, bear the proper shipping name as determined in accordance with 3.1.2. The mark, which shall be clearly legible and indelible, shall be in one or more languages, one of which must be French, German or English, unless any agreements concluded between the countries concerned in the transport operation provide otherwise.

#### 5.2.1.6 *Additional provisions for goods of Class 2*

Refillable receptacles shall bear the following particulars in clearly legible and durable characters:

- (a) the UN number and the proper shipping name of the gas or mixture of gases, as determined in accordance with 3.1.2.

Copyright © United Nations, 2019. All rights reserved

In the case of gases classified under an N.O.S. entry, only the technical name<sup>1</sup> of the gas has to be indicated in addition to the UN number.

In the case of mixtures, not more than the two constituents which most predominantly contribute to the hazards have to be indicated;

- (b) for compressed gases filled by mass and for liquefied gases, either the maximum filling mass and the tare of the receptacle with fittings and accessories as fitted at the time of filling, or the gross mass;
- (c) the date (year) of the next periodic inspection.

These particulars can either be engraved or indicated on a durable information disk or label attached on the receptacle or indicated by an adherent and clearly visible mark such as by printing or by any equivalent process.

**NOTE 1:** See also 6.2.2.7 of ADR.

**NOTE 2:** For non refillable receptacles, see 6.2.2.8 of ADR.

#### **5.2.1.7 Special marking provisions for radioactive material**

- 5.2.1.7.1 Each package shall be legibly and durably marked on the outside of the packaging with an identification of either the consignor or consignee, or both. Each overpack shall be legibly and durably marked on the outside of the overpack with an identification of either the consignor or consignee, or both unless these marks of all packages within the overpack are clearly visible.
- 5.2.1.7.2 For each package, other than excepted packages, the UN number preceded by the letters “UN” and the proper shipping name shall be legibly and durably marked on the outside of the packaging. The marking of excepted packages shall be as required by 5.1.5.4.1.
- 5.2.1.7.3 Each package of gross mass exceeding 50 kg shall have its permissible gross mass legibly and durably marked on the outside of the packaging.
- 5.2.1.7.4 Each package which conforms to:
  - (a) a Type IP-1 package, a Type IP-2 package or a Type IP-3 package design shall be legibly and durably marked on the outside of the packaging with “TYPE IP-1”, “TYPE IP-2” or “TYPE IP-3” as appropriate;
  - (b) a Type A package design shall be legibly and durably marked on the outside of the packaging with “TYPE A”;
  - (c) a Type IP-2 package, a Type IP-3 package or a Type A package design shall be legibly and durably marked on the outside of the packaging with the distinguishing sign used on vehicles in international road traffic<sup>2</sup> of the country of origin of design

<sup>1</sup> Instead of the proper shipping name or, if applicable, of the proper shipping name of the n.o.s. entry followed by the technical name, the use of the following names is permitted:

- for UN No. 1078 refrigerant gas, n.o.s.: mixture F1, mixture F2, mixture F3;
- for UN No. 1060 methylacetylene and propadiene mixtures, stabilized: mixture P1, mixture P2;
- for UN No. 1965 hydrocarbon gas mixture, liquefied, n.o.s.: mixture A or butane, mixture A01 or butane, mixture A02 or butane, mixture A0 or butane, mixture A1, mixture B1, mixture B2, mixture B, mixture C or propane.
- for UN No. 1010 Butadienes, stabilized: 1,2-Butadiene, stabilized, 1,3-Butadiene, stabilized.

<sup>2</sup> Distinguishing sign of the State of registration used on motor vehicles and trailers in international road traffic, e.g. in accordance with the Geneva Convention on Road Traffic of 1949 or the Vienna Convention on Road Traffic of 1968.

Copyright © United Nations, 2019. All rights reserved

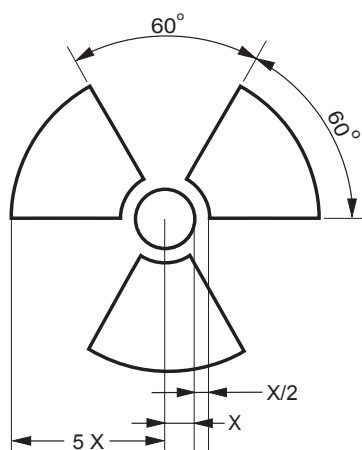
and either the name of the manufacturer or other identification of the packaging specified by the competent authority of the country of origin of design.

5.2.1.7.5 Each package which conforms to a design approved under one or more of paragraphs 5.1.5.2.1 of these Regulations, 1.6.6.2.1, 6.4.22.1 to 6.4.22.4 and 6.4.23.4 to 6.4.23.7 of ADR shall be legibly and durably marked on the outside of the package with the following information:

- (a) the identification mark allocated to that design by the competent authority;
- (b) a serial number to uniquely identify each packaging which conforms to that design;
- (c) "Type B(U)", "Type B(M)" or "Type C", in the case of a Type B(U), Type B(M) or Type C package design.

5.2.1.7.6 Each package which conforms to a Type B(U), Type B(M) or Type C package design shall have the outside of the outermost receptacle which is resistant to the effects of fire and water plainly marked by embossing, stamping or other means resistant to the effects of fire and water with the trefoil symbol shown in the figure below.

Basic trefoil symbol with proportions based on a central circle of radius  $X$ . The minimum allowable size of  $X$  shall be 4 mm.



5.2.1.7.7 Where LSA-I or SCO-I material is contained in receptacles or wrapping materials and is carried under exclusive use as permitted by 4.1.9.2.4 of ADR, the outer surface of these receptacles or wrapping materials may bear the mark "RADIOACTIVE LSA-I" or "RADIOACTIVE SCO-I", as appropriate.

5.2.1.7.8 In all cases of international carriage of packages requiring competent authority approval of design or shipment, for which different approval types apply in the different countries concerned by the shipment, marking shall be in accordance with the certificate of the country of origin of the design.

Copyright © United Nations, 2019. All rights reserved

### 5.2.1.8 *Special marking provisions for environmentally hazardous substances*

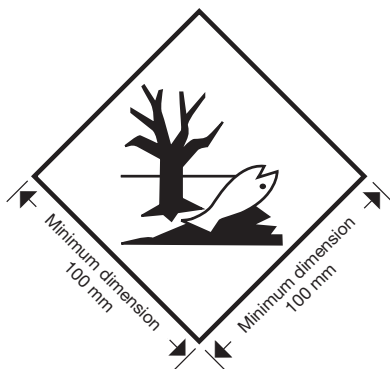
5.2.1.8.1 Packages containing environmentally hazardous substances meeting the criteria of 2.2.9.1.10 shall be durably marked with the environmentally hazardous substance mark shown in 5.2.1.8.3 with the exception of single packagings and combination packagings where such single packagings or inner packagings of such combination packagings have:

- a quantity of 5 l or less for liquids; or
- a net mass of 5 kg or less for solids.

5.2.1.8.2 The environmentally hazardous substance mark shall be located adjacent to the marks required by 5.2.1.1. The requirements of 5.2.1.2 and 5.2.1.4 shall be met.

5.2.1.8.3 The environmentally hazardous substance mark shall be as shown in Figure 5.2.1.8.3.

**Figure 5.2.1.8.3**



Environmentally hazardous substance mark

The mark shall be in the form of a square set at an angle of 45° (diamond-shaped). The symbol (fish and tree) shall be black on white or suitable contrasting background. The minimum dimensions shall be 100 mm x 100 mm and the minimum width of the line forming the diamond shall be 2 mm. If the size of the package so requires, the dimensions/line thickness may be reduced, provided the mark remains clearly visible. Where dimensions are not specified, all features shall be in approximate proportion to those shown.

**NOTE:** The labelling provisions of 5.2.2 apply in addition to any requirement for packages to bear the environmentally hazardous substance mark.

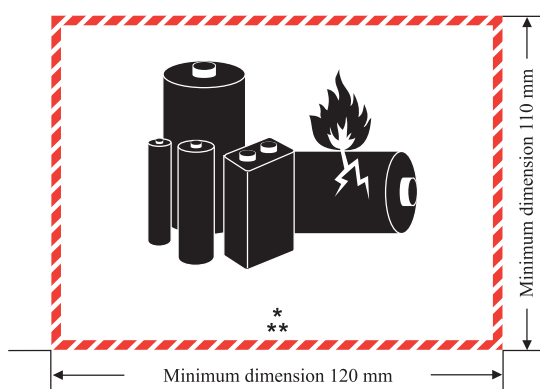
### 5.2.1.9 *Lithium battery mark*

5.2.1.9.1 Packages containing lithium cells or batteries prepared in accordance with special provision 188 shall be marked as shown in Figure 5.2.1.9.2.

5.2.1.9.2 The mark shall indicate the UN number preceded by the letters “UN”, i.e. ‘UN 3090’ for lithium metal cells or batteries or ‘UN 3480’ for lithium ion cells or batteries. Where the lithium cells or batteries are contained in, or packed with, equipment, the UN number preceded by the letters “UN”, i.e. ‘UN 3091’ or ‘UN 3481’ as appropriate shall be indicated. Where a package contains lithium cells or batteries assigned to different UN numbers, all applicable UN numbers shall be indicated on one or more marks.

Copyright © United Nations, 2019. All rights reserved

Figure 5.2.1.9.2



Lithium battery mark

- \* Place for UN number(s)
- \*\* Place for telephone number for additional information

The mark shall be in the form of a rectangle with hatched edging. The dimensions shall be a minimum of 120 mm wide x 110 mm high and the minimum width of the hatching shall be 5 mm. The symbol (group of batteries, one damaged and emitting flame, above the UN number for lithium ion or lithium metal batteries or cells) shall be black on white or suitable contrasting background. The hatching shall be red. If the size of the package so requires, the dimensions/line thickness may be reduced to not less than 105 mm wide x 74 mm high. Where dimensions are not specified, all features shall be in approximate proportion to those shown.



#### 5.2.1.10 *Orientation arrows*

5.2.1.10.1 Except as provided in 5.2.1.10.2:

- combination packagings having inner packagings containing liquids;
- single packagings fitted with vents;
- cryogenic receptacles intended for the carriage of refrigerated liquefied gases; and
- machinery or apparatus containing liquid dangerous goods when it is required to ensure the liquid dangerous goods remain in their intended orientation (see special provision 301 of Chapter 3.3),

shall be legibly marked with package orientation arrows which are similar to the illustration shown below or with those meeting the specifications of ISO 780:1997. The orientation arrows shall appear on two opposite vertical sides of the package with the arrows pointing in the correct upright direction. They shall be rectangular and of a size that is clearly visible commensurate with the size of the package. Depicting a rectangular border around the arrows is optional.

Copyright © United Nations, 2019. All rights reserved

**Figure 5.2.1.10.1.1****Figure 5.2.1.10.1.2**

or

Two black or red arrows on white or suitable contrasting background.

The rectangular border is optional.

All features shall be in approximate proportion to those shown.

5.2.1.10.2 Orientation arrows are not required on:

- (a) Outer packagings containing pressure receptacles except cryogenic receptacles;
- (b) Outer packagings containing dangerous goods in inner packagings each containing not more than 120 ml, with sufficient absorbent material between the inner and outer packagings to completely absorb the liquid contents;
- (c) Outer packagings containing Class 6.2 infectious substances in primary receptacles each containing not more than 50 ml;
- (d) Type IP-2, type IP-3, type A, type B(U), type B(M) or type C packages containing Class 7 radioactive material;
- (e) Outer packagings containing articles which are leak-tight in all orientations (e.g. alcohol or mercury in thermometers, aerosols, etc.); or
- (f) Outer packagings containing dangerous goods in hermetically sealed inner packagings each containing not more than 500 ml.

5.2.1.10.3 Arrows for purposes other than indicating proper package orientation shall not be displayed on a package marked in accordance with this sub-section.

## **5.2.2 Labelling of packages**

### **5.2.2.1 Labelling provisions**

5.2.2.1.1 For each article or substance listed in Table A of Chapter 3.2, the labels shown in Column (5) shall be affixed unless otherwise provided for by a special provision in Column (6).

5.2.2.1.2 Indelible danger mark corresponding exactly to the prescribed models may be used instead of labels.

5.2.2.1.3 to 5.2.2.1.5 (*Reserved*)

5.2.2.1.6 Except as provided in 5.2.2.2.1.2, each label shall:

- (a) be affixed to the same surface of the package, if the dimensions of the package allow; for packages of Class 1 and 7, near the mark indicating the proper shipping name;
- (b) be so placed on the package that it is not covered or obscured by any part or attachment to the packaging or any other label or mark; and



Copyright © United Nations, 2019. All rights reserved

- (c) be displayed next to each other when more than one label is required.

Where a package is of such an irregular shape or small size that a label cannot be satisfactorily affixed, the label may be attached to the package by a securely affixed tag or other suitable means.

5.2.2.1.7 Intermediate bulk containers of more than 450 litres capacity and large packages shall be labelled on two opposite sides.

5.2.2.1.8 *(Reserved)*

5.2.2.1.9 *Special provisions for the labelling of self-reactive substances and organic peroxides*

- (a) the label conforming to model No. 4.1 also implies that the product may be flammable and hence no label conforming to model No. 3 is required. In addition, a label conforming to model No. 1 shall be applied for self-reactive substances Type B, unless the competent authority has permitted this label to be dispensed with for a specific packaging because test data have proven that the self-reactive substance in such a packaging does not exhibit explosive behaviour.
- (b) the label conforming to model No. 5.2 also implies that the product may be flammable and hence no label conforming to model No. 3 is required. In addition, the following labels shall be applied:
- (i) a label conforming to model No. 1 for organic peroxides type B, unless the competent authority has permitted this label to be dispensed with for a specific packaging because test data have proven that the organic peroxide in such a packaging does not exhibit explosive behaviour;
- (ii) a label conforming to model No. 8 is required when Packing Group I or II criteria of Class 8 are met.

For self-reactive substances and organic peroxides mentioned by name, the labels to be affixed are indicated in the list found in 2.2.41.4 and 2.2.52.4 respectively.

5.2.2.1.10 *Special provisions for the labelling of infectious substances packages*

In addition to the label conforming to model No. 6.2, infectious substances packages shall bear any other label required by the nature of the contents.

5.2.2.1.11 *Special provisions for the labelling of radioactive material*

5.2.2.1.11.1 Except when enlarged labels are used in accordance with 5.3.1.1.3, each package, overpack and container containing radioactive material shall bear the labels conforming to the applicable models Nos. 7A, 7B or 7C, according to the appropriate category. Labels shall be affixed to two opposite sides on the outside of the package or overpack or on the outside of all four sides of a container or tank. In addition, each package, overpack and container containing fissile material, other than fissile material excepted under the provisions of 2.2.7.2.3.5 shall bear labels conforming to model No. 7E; such labels, where applicable, shall be affixed adjacent to the labels conforming to the applicable model Nos. 7A, 7B or 7C. Labels shall not cover the marks specified in 5.2.1. Any labels which do not relate to the contents shall be removed or covered.

Copyright © United Nations, 2019. All rights reserved

- 5.2.2.1.11.2 Each label conforming to the applicable model No. 7A, 7B or 7C shall be completed with the following information:
- (a) *Contents*:
    - (i) except for LSA-I material, the name(s) of the radionuclide(s) as taken from Table 2.2.7.2.2.1, using the symbols prescribed therein. For mixtures of radionuclides, the most restrictive nuclides shall be listed to the extent the space on the line permits. The group of LSA or SCO shall be shown following the name(s) of the radionuclide(s). The terms “LSA-II”, “LSA-III”, “SCO-I” and “SCO-II” shall be used for this purpose;
    - (ii) for LSA-I material, only the term “LSA-I” is necessary; the name of the radionuclide is not necessary;
  - (b) *Activity*: The maximum activity of the radioactive contents during carriage expressed in becquerels (Bq) with the appropriate SI prefix symbol (see 1.2.2.1). For fissile material, the total mass of fissile nuclides in units of grams (g), or multiples thereof, may be used in place of activity;
  - (c) For overpacks and containers the “contents” and “activity” entries on the label shall bear the information required in (a) and (b) above, respectively, totalled together for the entire contents of the overpack or container except that on labels for overpacks or containers containing mixed loads of packages containing different radionuclides, such entries may read “See Transport Documents”;
  - (d) *Transport index (TI)*: The number determined in accordance with 5.1.5.3.1 and 5.1.5.3.2 (no transport index entry is required for category I-WHITE).
- 5.2.2.1.11.3 Each label conforming to the model No. 7E shall be completed with the criticality safety index (CSI) as stated in the certificate of approval applicable in the countries through or into which the consignment is carried and issued by the competent authority or as specified in 6.4.11.2 or 6.4.11.3 of ADR.
- 5.2.2.1.11.4 For overpacks and containers, the label conforming to model No. 7E shall bear the sum of the criticality safety indexes of all the packages contained therein.
- 5.2.2.1.11.5 In all cases of international carriage of packages requiring competent authority approval of design or shipment, for which different approval types apply in the different countries concerned by the shipment, labelling shall be in accordance with the certificate of the country of origin of design.
- 5.2.2.1.12 *Special provisions for the labelling of articles containing dangerous goods carried as UN Nos. 3537, 3538, 3539, 3540, 3541, 3542, 3543, 3544, 3545, 3546, 3547 and 3548*
- 5.2.2.1.12.1 Packages containing articles or articles carried unpackaged shall bear labels according to 5.2.2.1 reflecting the hazards established according to 2.1.5, except that for articles that in addition contain lithium batteries, a lithium battery mark or a label conforming to model No. 9A is not required.
- 5.2.2.1.12.2 When it is required to ensure articles containing liquid dangerous goods remain in their intended orientation, orientation arrows meeting 5.2.1.10.1 shall be affixed and visible on at least two opposite vertical sides of the package or of the unpackaged article where possible, with the arrows pointing in the correct upright direction.

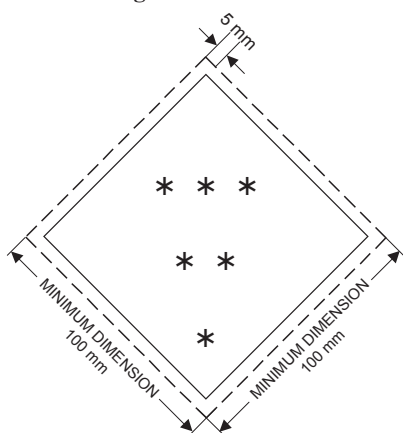
Copyright © United Nations, 2019. All rights reserved

**5.2.2.2 Provisions for labels**

- 5.2.2.2.1 Labels shall satisfy the provisions below and conform, in terms of colour, symbols and general format, to the models shown in 5.2.2.2.2. Corresponding models required for other modes of transport, with minor variations which do not affect the obvious meaning of the label, are also acceptable.

**NOTE:** Where appropriate, labels in 5.2.2.2.2 are shown with a dotted outer boundary as provided for in 5.2.2.2.1.1. This is not required when the label is applied on a background of contrasting colour.

- 5.2.2.2.1.1 Labels shall be configured as shown in Figure 5.2.2.2.1.1.

**Figure 5.2.2.2.1.1**

Class/division label

- \* The class or for Classes 4.1, 4.2 and 4.3, the figure "4" or for Classes 6.1 and 6.2, the figure "6", shall be shown in the bottom corner.
- \*\* Additional text/numbers/symbol/letters shall (if mandatory) or may (if optional) be shown in this bottom half.
- \*\*\* The class symbol or, for divisions 1.4, 1.5 and 1.6, the division number and for Model No 7E the word "FISSILE" shall be shown in this top half.

- 5.2.2.2.1.1.1 Labels shall be displayed on a background of contrasting colour, or shall have either a dotted or solid outer boundary line.
- 5.2.2.2.1.1.2 The label shall be in the form of a square set at an angle of 45° (diamond-shaped). The minimum dimensions shall be 100 mm x 100 mm. There shall be a line inside the edge forming the diamond which shall be parallel and approximately 5 mm from the outside of that line to the edge of the label. The line inside the edge on the upper half of the label shall be the same colour as the symbol and the line inside the edge on the lower half of the label shall be the same colour as the class or division number in the bottom corner. Where dimensions are not specified, all features shall be in approximate proportion to those shown.
- 5.2.2.2.1.1.3 If the size of the package so requires the dimensions may be reduced proportionally, provided the symbols and other elements of the label remain clearly visible. Dimensions for cylinders shall comply with 5.2.2.2.1.2.
- 5.2.2.2.1.2 Gas cylinders for Class 2 may, on account of their shape, orientation and securing mechanisms for carriage, bear labels representative of those specified in this section and the environmentally hazardous substance mark when appropriate, which have been reduced in

Copyright © United Nations, 2019. All rights reserved

size, according to the dimensions outlined in ISO 7225:2005, "Gas cylinders - Precautionary labels", for display on the non-cylindrical part (shoulder) of such cylinders.

**NOTE:** *When the diameter of the cylinder is too small to permit the display of the reduced size labels on the non-cylindrical upper part of the cylinder, the reduced sized labels may be displayed on the cylindrical part.*

Notwithstanding the provisions of 5.2.2.1.6, labels and the environmentally hazardous substance mark (see 5.2.1.8.3) may overlap to the extent provided for by ISO 7225:2005. However, in all cases, the primary hazard label and the figures appearing on any label shall remain fully visible and the symbols recognizable.

Empty uncleaned pressure receptacles for gases of Class 2 may be carried with obsolete or damaged labels for the purposes of refilling or inspection as appropriate and the application of a new label in conformity with current regulations or for the disposal of the pressure receptacle.

5.2.2.2.1.3 With the exception of labels for Divisions 1.4, 1.5 and 1.6 of Class 1, the upper half of the label shall contain the pictorial symbol and the lower half shall contain:

- (a) For Classes 1, 2, 3, 5.1, 5.2, 7, 8 and 9, the class number;
- (b) For Classes 4.1, 4.2 and 4.3, the figure "4";
- (c) For Classes 6.1 and 6.2, the figure "6".

However for label model No. 9A, the upper half of the label shall only contain the seven vertical stripes of the symbol and the lower half shall contain the group of batteries of the symbol and the class number.

Except for label model No. 9A, the label may include text such as the UN number or words describing the hazard (e.g. "flammable") in accordance with 5.2.2.2.1.5 provided the text does not obscure or detract from the other required label elements.

5.2.2.2.1.4 In addition, except for Divisions 1.4, 1.5 and 1.6, labels for Class 1 shall show in the lower half, above the class number, the division number and the compatibility group letter for the substance or article. Labels for Divisions 1.4, 1.5 and 1.6 shall show in the upper half the division number, and in the lower half the class number and the compatibility group letter.





5.2.2.2.1.5 On labels other than those for material of Class 7, the optional insertion of any text (other than the class number) in the space below the symbol shall be confined to particulars indicating the nature of the hazard and precautions to be taken in handling.

5.2.2.2.1.6 The symbols, text and numbers shall be clearly legible and indelible and shall be shown in black on all labels except for:





- (a) the Class 8 label, where the text (if any) and class number shall appear in white;
- (b) labels with entirely green, red or blue backgrounds where they may be shown in white;
- (c) the Class 5.2 label, where the symbol may be shown in white; and
- (d) labels conforming to model No. 2.1 displayed on cylinders and gas cartridges for liquefied petroleum gases, where they may be shown in the background colour of the receptacle if adequate contrast is provided.




5.2.2.2.1.7 All labels shall be able to withstand open weather exposure without a substantial reduction in effectiveness.

5.2.2.2.2 Specimen labels




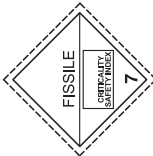
Label model No.	Division or Category	Symbol and symbol colour	Background	Figure in bottom corner (and figure colour)	Specimen labels	Note
Class 1 hazard: Explosive substances or articles						
1	Divisions 1.1, 1.2, 1.3	Exploding bomb: black	Orange	1 (black)		** Place for division – to be left blank if explosive is the subsidiary hazard * Place for compatibility group – to be left blank if explosive is the subsidiary hazard
1.4	Division 1.4	1.4: black Numerals shall be about 30 mm in height and be about 5 mm thick (for a label measuring 100 mm × 100 mm)	Orange	1 (black)		* Place for compatibility group
1.5	Division 1.5	1.5: black Numerals shall be about 30 mm in height and be about 5 mm thick (for a label measuring 100 mm × 100 mm)	Orange	1 (black)		* Place for compatibility group
1.6	Division 1.6	1.6: black Numerals shall be about 30 mm in height and be about 5 mm thick (for a label measuring 100 mm × 100 mm)	Orange	1 (black)		* Place for compatibility group




Label model No.	Division or Category	Symbol and symbol colour	Background	Figure in bottom corner (and figure colour)	Specimen labels	Note
Class 2 hazard: Gases						
2.1	Flammable gases	Flame: black or white (except as provided for in 5.2.2.2.1.6 (d))	Red	2 (black or white) (except as provided for in 5.2.2.2.1.6 (d))		-
2.2	Non-flammable, non-toxic gases	Gas cylinder: black or white	Green	2 (black or white)		-
2.3	Toxic gases	Skull and crossbones: black	White	2 (black)		-
Class 3 hazard: Flammable liquids						
3	-	Flame: black or white	Red	3 (black or white)		-

Label model No.	Division or Category	Symbol and symbol colour	Background	Figure in bottom corner (and figure colour)	Specimen labels	Note
Class 4.1 hazard: Flammable solids, self-reactive substances, polymerizing substances and solid desensitized explosives						
4.1	-	Flame: black	White with 7 vertical red stripes	4 (black)		-
Class 4.2 hazard: Substances liable to spontaneous combustion						
4.2	-	Flame: black	Upper half white, lower half red	4 (black)		-
Class 4.3 hazard: Substances which, in contact with water emit flammable gases						
4.3	-	Flame: black or white	Blue	4 (black or white)		-
Class 5.1 hazard: Oxidizing substances						
5.1	-	Flame over circle: black	Yellow	5.1 (black)		-

Label model No.	Division or Category	Symbol and symbol colour	Background	Figure in bottom corner (and figure colour)	Specimen labels	Note
Class 5.2 hazard: Organic peroxides						
5.2	-	Flame: black or white	Upper half red, lower half yellow	5.2 (black)		-
Class 6.1 hazard: Toxic substances						
6.1	-	Skull and crossbones: black	White	6 (black)		-
Class 6.2 hazard: Infectious substances						
6.2	-	Three crescents superimposed on a circle: black	White	6 (black)		The lower half of the label may bear the inscriptions: "INFECTIOUS SUBSTANCE" and "In the case of damage or leakage immediately notify Public Health Authority" in black colour



Class 7 hazard: Radioactive material						
Label model No.	Division or Category	Symbol and symbol colour	Background	Figure in bottom corner (and figure colour)	Specimen labels	Note
7A	Category I – WHITE	Trefoil: black	White	7 (black)		Text (mandatory), black in lower half of label: “RADIOACTIVE” “CONTENTS ..” “ACTIVITY ..” One red vertical bar shall follow the word: “RADIOACTIVE”
7B	Category II – YELLOW	Trefoil: black	Upper half yellow with white border, lower half white	7 (black)		Text (mandatory), black in lower half of label: “RADIOACTIVE” “CONTENTS ..” “ACTIVITY ..” In a black outlined box: “TRANSPORT INDEX”; Two red vertical bars shall follow the word: “RADIOACTIVE”
7C	Category III – YELLOW	Trefoil: black	Upper half yellow with white border, lower half white	7 (black)		Text (mandatory), black in lower half of label: “RADIOACTIVE” “CONTENTS ..” “ACTIVITY ..” In a black outlined box: “TRANSPORT INDEX”; Three red vertical bars shall follow the word: “RADIOACTIVE”
7E	Fissile material	-	White	7 (black)		Text (mandatory): black in upper half of label: “FISSILE”; In a black outlined box in the lower half of label: “CRITICALITY SAFETY INDEX”

Label model No.	Division or Category	Symbol and symbol colour	Background	Figure in bottom corner (and figure colour)	Specimen labels	Note
Class 8 hazard: Corrosive substances						
8	-	Liquids, spilling from two glass vessels and attacking a hand and a metal: black	Upper half white, lower half black with white border	8 (white)		-
Class 9 hazard: Miscellaneous dangerous substances and articles, including environmentally hazardous substances						
9	-	7 vertical stripes in upper half: black	White	9 underlined (black)		-
9A	-	7 vertical stripes in upper half: black; battery group, one broken and emitting flame in lower half: black	White	9 underlined (black)		-

Copyright © United Nations, 2019. All rights reserved

### CHAPTER 5.3

#### PLACARDING AND MARKING OF CONTAINERS, BULK CONTAINERS, MEGCs, MEMUs, TANK-CONTAINERS, PORTABLE TANKS, VEHICLES AND WAGONS

**NOTE 1:** For marking and placarding of containers, MEGCs, tank-containers and portable tanks for carriage in a transport chain including a maritime journey, see also 1.1.4.2.1. If the provisions of 1.1.4.2.1 (c) are applied, only 5.3.1.3 and 5.3.2.1.1 of this Chapter are applicable.

**NOTE 2:** In accordance with the GHS, a GHS pictogram not required by ADN should only appear in carriage as part of a complete GHS label and not independently (see GHS 1.4.10.4.4).

#### 5.3.1 Placarding

##### 5.3.1.1 General provisions

5.3.1.1.1 As and when required in this section, placards shall be affixed to the exterior surface of containers, bulk containers, MEGCs, MEMUs, tank-containers, portable tanks, vehicles and wagons. Placards shall correspond to the labels required in Column (5) and, where appropriate, Column (6) of Table A of Chapter 3.2 for the dangerous goods contained in the container, bulk container, MEGC, MEMU, tank-container, portable tank, vehicle or wagon and shall conform to the specifications given in 5.3.1.7. Placards shall be displayed on a background of contrasting colour, or shall have either a dotted or solid outer boundary line. The placards shall be weather-resistant and shall ensure durable marking throughout the entire journey.

5.3.1.1.2 For Class 1, compatibility groups shall not be indicated on placards if the vehicle or wagon or container or special compartments of MEMUs are carrying substances or articles belonging to two or more compatibility groups. Vehicles or wagons or containers or special compartments of MEMUs carrying substances or articles of different divisions shall bear only placards conforming to the model of the most dangerous division in the order:

1.1 (most dangerous), 1.5, 1.2, 1.3, 1.6, 1.4 (least dangerous).

When 1.5D substances are carried with substances or articles of Division 1.2, the vehicle, wagon or container shall be placarded as Division 1.1.

Placards are not required for the carriage of explosives of Division 1.4, Compatibility Group S.

5.3.1.1.3 For Class 7, the primary hazard placard shall conform to model No. 7D as specified in 5.3.1.7.2. This placard is not required for vehicles, wagons or containers carrying excepted packages and for small containers.

Where both Class 7 labels and placards would be required to be affixed to vehicles, wagons, containers, MEGCs, tank-containers or portable tanks, an enlarged label corresponding to the required label of model No. 7A, 7B or 7C may be displayed instead of placard No. 7D to serve both purposes. In that case, the dimensions shall be not less than 250 mm by 250 mm.

5.3.1.1.4 For Class 9 the placard shall correspond to the label model No. 9 as in 5.2.2.2.2; label model No. 9A shall not be used for placarding purposes.

5.3.1.1.5 Containers, MEGCs, MEMUs, tank-containers, portable tanks, vehicles or wagons containing goods of more than one class need not bear a subsidiary hazard placard if the

Copyright © United Nations, 2019. All rights reserved

hazard represented by that placard is already indicated by a primary or subsidiary hazard placard.

5.3.1.1.6 Placards which do not relate to the dangerous goods being carried, or residues thereof, shall be removed or covered.

5.3.1.1.7 When the placarding is affixed to folding panels, they shall be designed and secured so that they cannot unfold or come loose from the holder during carriage (especially as a result of impacts or unintentional actions).

**5.3.1.2 *Placarding of containers, bulk containers, MEGCs, tank-containers and portable tanks***

*NOTE: This subsection does not apply to swap-bodies, except tank swap bodies carried on vehicles bearing the orange markings stipulated in 5.3.2.*

The placards shall be affixed to both sides and at each end of the container, bulk container, MEGC, tank-container or portable tank and to two opposite sides in the case of flexible bulk containers.

When the tank-container or portable tank has multiple compartments and carries two or more dangerous goods, the appropriate placards shall be displayed along each side at the position of the relevant compartments and one placard of each model shown on each side at both ends. If all compartments have to bear the same placards, these placards need to be displayed only once along each side and at both ends of the tank container or portable tank.

**5.3.1.3 *Placarding of vehicles and wagons carrying containers, bulk containers, MEGCs, tank-containers or portable tanks***

*NOTE: This subsection does not apply to swap-bodies, except tank swap bodies carried on vehicles bearing the orange markings stipulated in 5.3.2.*

If the placards affixed to the containers, bulk containers, MEGCs, tank-containers or portable tanks are not visible from outside the carrying vehicles or wagons, the same placards shall also be affixed to both sides and at the rear of the vehicle or to both sides of the wagon. Otherwise, no placard need be affixed on the carrying vehicle or wagon.

**5.3.1.4 *Placarding of vehicles for carriage in bulk, wagons for carriage in bulk, tank-vehicles, tank-wagons, battery vehicles, battery-wagons, MEMUs, vehicles with demountable tanks and wagons with demountable tanks***

5.3.1.4.1 Placards shall be affixed to both sides and at the rear of the vehicle, or, for wagons, to both sides.

When the tank-vehicle, tank-wagon, the demountable tank carried on the vehicle or the demountable tank carried on the wagon has multiple compartments and carries two or more dangerous goods, the appropriate placards shall be displayed along each side at the position of the relevant compartments and (vehicles only) one placard of each model shown on each side at the rear of the vehicle. If all compartments have to bear the same placards, these placards need be displayed only once along each side and (vehicles only) at the rear of the vehicle.

Where more than one placard is required for the same compartment, these placards shall be displayed adjacent to each other.

*NOTE: When a tank semi-trailer is separated from its tractor to be loaded on board a ship or a vessel, placards shall also be displayed at the front of the semi-trailer.*

Copyright © United Nations, 2019. All rights reserved

5.3.1.4.2 MEMUs with tanks and bulk containers shall be placarded in accordance with 5.3.1.4.1 for the substances contained therein. For tanks with a capacity of less than 1 000 litres placards may be replaced by labels conforming to 5.2.2.2.

5.3.1.4.3 For MEMUs carrying packages containing substances or articles of Class 1 (other than of Division 1.4, Compatibility group S), placards shall be affixed to both sides and at the rear of the MEMU.

Special compartments for explosives shall be placarded in accordance with the provisions of 5.3.1.1.2. The last sentence of 5.3.1.1.2 does not apply.

**5.3.1.5 *Placarding of vehicles and wagons carrying packages only***

*NOTE: This sub-section applies also to vehicles or wagons carrying swap-bodies loaded with packages.*

5.3.1.5.1 For vehicles carrying packages containing substances or articles of Class 1 (other than of Division 1.4, Compatibility Group S), placards shall be affixed to both sides and at the rear of the vehicle.

5.3.1.5.2 For vehicles carrying radioactive material of Class 7 in packagings or IBCs (other than excepted packages), placards shall be affixed to both sides and at the rear of the vehicle.

*NOTE: If a vehicle carrying packages containing dangerous goods of classes other than Classes 1 and 7 is loaded on board a vessel for an ADN journey preceding a voyage by sea, placards shall be affixed to both sides and at the rear of the vehicle. Such placards may remain affixed to a vehicle for an ADN journey following a sea voyage.*

5.3.1.5.3 For wagons carrying packages, placards corresponding to the goods carried shall be affixed to both sides.

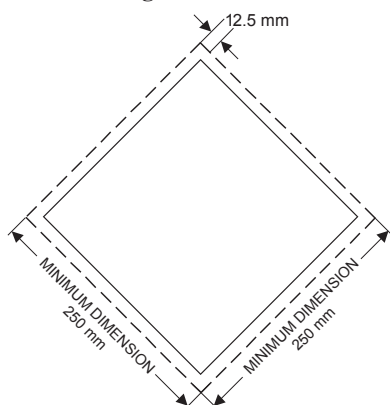
**5.3.1.6 *Placarding of empty tank-vehicles, tank-wagons, vehicles with demountable tanks, wagons with demountable tanks, battery-vehicles, battery-wagons, MEGCs, MEMUs, tank-containers, portable tanks and empty vehicles, wagons and containers for carriage in bulk***

5.3.1.6.1 Empty tank-vehicles, tank-wagons, vehicles with demountable tanks, wagons with demountable tanks, battery-vehicles, battery-wagons, MEGCs, MEMUs, tank-containers and portable tanks uncleaned and not degassed, and empty vehicles, wagons and containers for carriage in bulk, uncleaned, shall continue to display the placards required for the previous load.

**5.3.1.7 *Specifications for placards***

5.3.1.7.1 Except as provided in 5.3.1.7.2 for the Class 7 placard, and in 5.3.6.2 for the environmentally hazardous substance mark, a placard shall be configured as shown in Figure 5.3.1.7.1.

Copyright © United Nations, 2019. All rights reserved

**Figure 5.3.1.7.1****Placard (except for Class 7)**

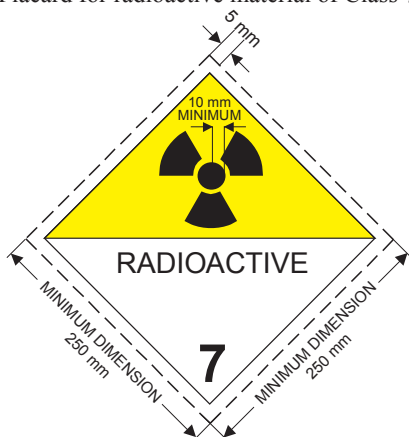
The placard shall be in the form of a square set at an angle of 45° (diamond-shaped). The minimum dimensions shall be 250 mm x 250 mm (to the edge of the placard). The line inside the edge shall be parallel and 12.5 mm from the outside of that line to the edge of the placard. The symbol and line inside the edge shall correspond in colour to the label for the class or division of the dangerous goods in question. The class or division symbol/numeral shall be positioned and sized in proportion to those prescribed in 5.2.2.2 for the corresponding class or division of the dangerous goods in question. The placard shall display the number of the class or division (and for goods in Class 1, the compatibility group letter) of the dangerous goods in question in the manner prescribed in 5.2.2.2 for the corresponding label, in digits not less than 25 mm high. Where dimensions are not specified, all features shall be in approximate proportion to those shown. The deviations specified in 5.2.2.2.1, second sentence, 5.2.2.2.1.3, third sentence and 5.2.2.2.1.5 for danger labels also apply to placards.

**5.3.1.7.2**

The Class 7 placard shall be not less than 250 mm by 250 mm with a black line running 5 mm inside the edge and parallel with it and is otherwise as shown below (Model No. 7D). The number “7” shall not be less than 25 mm high. The background colour of the upper half of the placard shall be yellow and of the lower half white, the colour of the trefoil and the printing shall be black. The use of the word “RADIOACTIVE” in the bottom half is optional to allow the use of this placard to display the appropriate UN number for the consignment.

Copyright © United Nations, 2019. All rights reserved

Placard for radioactive material of Class 7



(No. 7D)

Symbol (trefoil): black; Background: upper half yellow with white border, lower half white;  
The lower half shall show the word “RADIOACTIVE” or alternatively the appropriate  
UN Number and the figure “7” in the bottom corner.

5.3.1.7.3 For tanks with a capacity of not more than 3 m<sup>3</sup> and for small containers, placards may be replaced by labels conforming to 5.2.2.2. If these labels are not visible from outside the carrying vehicle or wagon, placards according to 5.3.1.7.1 shall also be affixed to both sides of the wagon or to both sides and at the rear of the vehicle.

5.3.1.7.4 For Classes 1 and 7, if the size and construction of the vehicle are such that the available surface area is insufficient to affix the prescribed placards, their dimensions may be reduced to 100 mm on each side. The dimensions of the placards to be affixed to wagons may be reduced to 150 mm by 150 mm. In this case, the upper dimensions prescribed for the trefoil, lines, figures and letters do not apply.

## 5.3.2 Orange-coloured plate marking

### 5.3.2.1 General orange-coloured plate marking provisions

5.3.2.1.1 Transport units carrying dangerous goods shall display two rectangular orange-coloured plates conforming to 5.3.2.2.1, set in a vertical plane. They shall be affixed one at the front and the other at the rear of the transport unit, both perpendicular to the longitudinal axis of the transport unit. They shall be clearly visible.

If a trailer containing dangerous goods is detached from its motor vehicle during carriage of dangerous goods, an orange-coloured plate shall remain affixed to the rear of the trailer. When tanks are marked in accordance with 5.3.2.1.3, this plate shall correspond to the most hazardous substance carried in the tank.

5.3.2.1.2 When a hazard identification number is indicated in Column (20) of Table A of Chapter 3.2 of ADR, tank-vehicles, battery vehicles or transport units having one or more tanks carrying dangerous goods shall in addition display on the sides of each tank, each tank compartment or each element of battery-vehicles, clearly visible and parallel to the longitudinal axis of the vehicle, orange-coloured plates identical with those prescribed in 5.3.2.1.1. These orange-coloured plates shall bear the hazard identification number and the UN number prescribed respectively in Columns (20) and (1) of Table A of Chapter 3.2 of ADR for each of the substances carried in the tank, in a compartment of the tank or in an element of a battery-vehicle.

Copyright © United Nations, 2019. All rights reserved

The provisions of this paragraph are also applicable to tank-wagons, battery-wagons and wagons with demountable tanks. In the latter case the hazard identification number to be used is that indicated in column (20) of table A of Chapter 3.2 of RID. For MEMUs these requirements shall only apply to tanks with a capacity of 1 000 litres or more and bulk containers.

5.3.2.1.3 For tank-vehicles or transport units having one or more tanks carrying substances with UN Nos. 1202, 1203 or 1223, or aviation fuel classed under UN Nos. 1268 or 1863, but no other dangerous substance, the orange-coloured plates prescribed in 5.3.2.1.2 need not be affixed if the plates affixed to the front and rear in accordance with 5.3.2.1.1 bear the hazard identification number and the UN number prescribed for the most hazardous substance carried, i.e. the substance with the lowest flashpoint.

5.3.2.1.4 When a hazard identification number is indicated in Column (20) of Table A of Chapter 3.2 of ADR, vehicles, containers and bulk containers carrying unpackaged solids or articles or packaged radioactive material with a single UN number required to be carried under exclusive use and no other dangerous goods shall in addition display on the sides of each vehicle, container or bulk container, clearly visible and parallel to the longitudinal axis of the vehicle, orange-coloured plates identical with those prescribed in 5.3.2.1.1. These orange-coloured plates shall bear the hazard identification number and the UN number prescribed respectively in Columns (20) and (1) of Table A of Chapter 3.2 of ADR for each of the substances carried in bulk in the vehicle, in the container or in the bulk container or for the packaged radioactive material when required to be carried under exclusive use in the vehicle or in the container.

The provisions of this paragraph are also applicable to wagons for carriage in bulk and full wagon loads comprising packages containing only one substance. In the latter case the hazard identification number to be used is that indicated in Column (20) of Table A of Chapter 3.2 of RID.

5.3.2.1.5 If the orange-coloured plates prescribed in 5.3.2.1.2 and 5.3.2.1.4 affixed to the containers, bulk containers, tank-containers, MEGCs or portable tanks are not clearly visible from outside the carrying vehicle or wagon, the same plates shall also be affixed to both sides of the vehicle or wagon.

***NOTE:** This paragraph need not be applied to the marking with orange coloured plates of closed and sheeted wagons or vehicles, carrying tanks with a maximum capacity of 3 000 litres.*

5.3.2.1.6 For transport units carrying only one dangerous substance and no non-dangerous substance, the orange-coloured plates prescribed in 5.3.2.1.2, 5.3.2.1.4 and 5.3.2.1.5 shall not be necessary provided that those displayed at the front and rear in accordance with 5.3.2.1.1 bear the hazard identification number and the UN number for that substance prescribed respectively in Columns (20) and (1) of Table A of Chapter 3.2 of ADR.

5.3.2.1.7 The requirements of 5.3.2.1.1 to 5.3.2.1.5 are also applicable to empty fixed or demountable tanks, battery-vehicles, tank-containers, portable tanks, MEGCs, tank-wagons, battery-wagons and wagons with demountable tanks, uncleaned, not degassed or not decontaminated, MEMUs, uncleaned as well as to empty vehicles, wagons and containers for carriage in bulk, uncleaned or not decontaminated.

5.3.2.1.8 Any orange-coloured plates which does not relate to dangerous goods carried, or residues thereof, shall be removed or covered. If plates are covered, the covering shall be total and remain effective after 15 minutes' engulfment in fire.



### 5.3.2.2 *Specifications for the orange-coloured plates*

- 5.3.2.2.1 The orange-coloured plates shall be reflectorized and shall be of 40 cm base and of 30 cm high; they shall have a black border of 15 mm wide. The material used shall be weather-resistant and ensure durable marking. The plate shall not become detached from its mount in the event of a 15 minutes' engulfment in fire. It shall remain affixed irrespective of the orientation of the vehicle or wagon. The orange-coloured plates may be separated in their middle with a black horizontal line of 15 mm thickness.

If the size and construction of the vehicle are such that the available surface area is insufficient to affix these orange-coloured plates, their dimensions may be reduced to a minimum of 300 mm for the base, 120 mm for the height and 10 mm for the black border. In this case, a different set of dimensions within the specified range may be used for the two orange-coloured plates specified in 5.3.2.1.1.

When reduced dimensions of orange-coloured plates are used for a packaged radioactive material carried under exclusive use, only the UN number is required and the size of the digits stipulated in 5.3.2.2.2 may be reduced to 65 mm in height and 10 mm in stroke thickness.

A non-reflectorized colour is permitted for wagons.

For containers carrying dangerous solid substances in bulk and for tank-containers, MEGCs and portable tanks, the plates prescribed in 5.3.2.1.2, 5.3.2.1.4 and 5.3.2.1.5 may be replaced by a self-adhesive sheet, by paint or by any other equivalent process.

This alternative marking shall conform to the specifications set in this sub-section except for the provisions concerning resistance to fire mentioned in 5.3.2.2.1 and 5.3.2.2.2.

**NOTE:** *The colour of the orange plates in conditions of normal use should have chromaticity coordinates lying within the area on the chromaticity diagram formed by joining the following coordinates:*

<i>Chromaticity coordinates of points at the corners of the area on the chromaticity diagram</i>				
<i>x</i>	0.52	0.52	0.578	0.618
<i>y</i>	0.38	0.40	0.422	0.38

*Luminance factor of reflectorized colour:  $\beta > 0.12$ .*

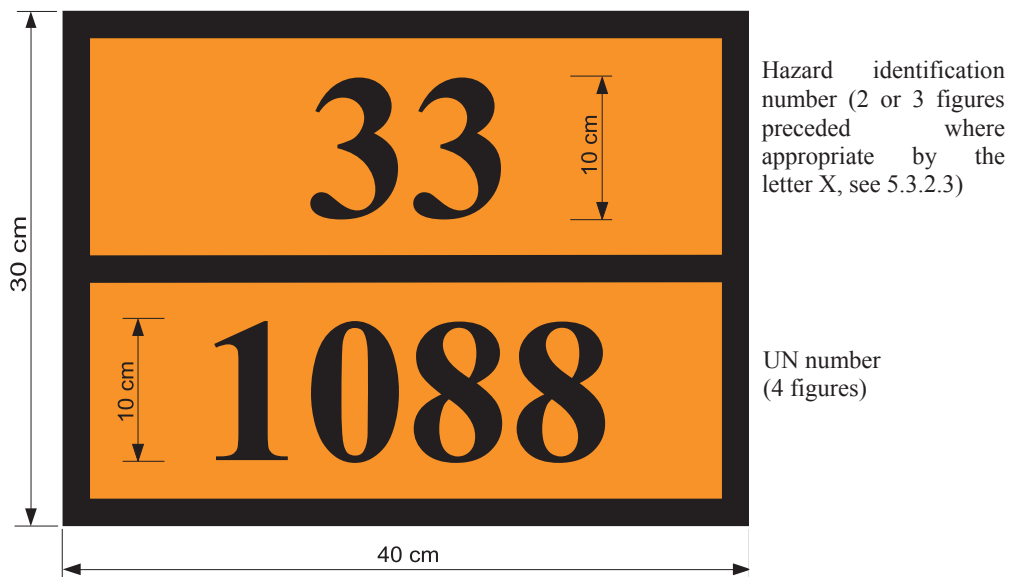
*Luminance factor of non-reflectorized colour (wagons):  $\beta \geq 0.22$*

*Reference centre E, standard illuminant C, normal incidence 45°, viewed at 0°.*

*Coefficient of reflex luminous intensity at an angle of illumination of 5°, viewed at 0.2°: not less than 20 candelas per lux per m<sup>2</sup> (not required for wagons).*

- 5.3.2.2.2 The hazard identification number and the UN number shall consist of black digits 100 mm high and of 15 mm stroke thickness. The hazard identification number shall be inscribed in the upper part of the plate and the UN number in the lower part; they shall be separated by a horizontal black line, 15 mm in stroke width, extending from side to side of the plate at mid-height (see 5.3.2.2.3). The hazard identification number and the UN number shall be indelible and shall remain legible after 15 minutes engulfment in fire. Interchangeable numbers and letters on plates presenting the hazard identification number and the UN number shall remain in place during carriage and irrespective of the orientation of the wagon or vehicle.

Copyright © United Nations, 2019. All rights reserved

5.3.2.2.3 *Example of orange-coloured plate with hazard identification number and UN number*

Background orange.

Border, horizontal line and figures black, 15 mm thickness.

5.3.2.2.4 The permitted tolerances for dimensions specified in this sub-section are  $\pm 10\%$ .

5.3.2.2.5 When the orange-coloured plate is affixed to folding panels, they shall be designed and secured so that they cannot unfold or come loose from the holder during carriage (especially as a result of impacts or unintentional actions).

**5.3.2.3** *Meaning of hazard identification numbers*

5.3.2.3.1 The hazard identification number consists of two or three figures. In general, the figures indicate the following hazards:

- |   |  |
|---|--|
| 2 | Emission of gas due to pressure or to chemical reaction            |
| 3 | Flammability of liquids (vapours) and gases or self-heating liquid |
| 4 | Flammability of solids or self-heating solid                       |
| 5 | Oxidizing (fire-intensifying) effect                               |
| 6 | Toxicity or risk of infection                                      |
| 7 | Radioactivity  |
| 8 | Corrosivity  |
| 9 | Risk of spontaneous violent reaction                               |

**NOTE:** The risk of spontaneous violent reaction within the meaning of figure 9 includes the possibility following from the nature of a substance of a risk of explosion, disintegration and polymerization reaction following the release of considerable heat or flammable and/or toxic gases.

Doubling of a figure indicates an intensification of that particular hazard.

Where the hazard associated with a substance can be adequately indicated by a single figure, this is followed by zero.

The following combinations of figures, however, have a special meaning: 22, 323, 333, 362, 382, 423, 44, 446, 462, 482, 539, 606, 623, 642, 823, 842, 90 and 99 (see 5.3.2.3.2 below).

Copyright © United Nations, 2019. All rights reserved

If a hazard identification number is prefixed by the letter “X”, this indicates that the substance will react dangerously with water. For such substances, water may only be used by approval of experts.

For substances of Class 1, the classification code in accordance with Column (3b) of Table A of Chapter 3.2, shall be used as the hazard identification number. The classification code consists of:

- the division number in accordance with 2.2.1.1.5; and
- the compatibility group letter in accordance with 2.2.1.1.6.

5.3.2.3.2 The hazard identification numbers listed in Column (20) of Table A of Chapter 3.2 of ADR or RID have the following meanings:

20	asphyxiant gas or gas with no subsidiary hazard
22	refrigerated liquefied gas, asphyxiant
223	refrigerated liquefied gas, flammable
225	refrigerated liquefied gas, oxidizing (fire-intensifying)
23	flammable gas
238	gas, flammable corrosive
239	flammable gas, which can spontaneously lead to violent reaction
25	oxidizing (fire-intensifying) gas
26	toxic gas
263	toxic gas, flammable
265	toxic gas, oxidizing (fire-intensifying)
268	toxic gas, corrosive
28	gas, corrosive
285	gas, corrosive, oxidizing
30	flammable liquid (flashpoint between 23 °C and 60 °C, inclusive) or flammable liquid or solid in the molten state with a flashpoint above 60 °C, heated to a temperature equal to or above its flashpoint, or self-heating liquid
323	flammable liquid which reacts with water, emitting flammable gases
X323	flammable liquid which reacts dangerously with water, emitting flammable gases <sup>1</sup>
33	highly flammable liquid (flashpoint below 23 °C)
333	pyrophoric liquid
X333	pyrophoric liquid which reacts dangerously with water <sup>1</sup>
336	highly flammable liquid, toxic
338	highly flammable liquid, corrosive
X338	highly flammable liquid, corrosive, which reacts dangerously with water <sup>1</sup>
339	highly flammable liquid which can spontaneously lead to violent reaction
36	flammable liquid (flashpoint between 23 °C and 60 °C, inclusive), slightly toxic, or self-heating liquid, toxic
362	flammable liquid, toxic, which reacts with water, emitting flammable gases
X362	flammable liquid, toxic, which reacts dangerously with water, emitting flammable gases <sup>1</sup>
368	flammable liquid, toxic, corrosive
38	flammable liquid (flashpoint between 23 °C and 60 °C, inclusive), slightly corrosive or self-heating liquid, corrosive
382	flammable liquid, corrosive, which reacts with water, emitting flammable gases
X382	flammable liquid, corrosive, which reacts dangerously with water, emitting flammable gases <sup>1</sup>
39	flammable liquid, which can spontaneously lead to violent reaction

<sup>1</sup> Water not to be used except by approval of experts.

Copyright © United Nations, 2019. All rights reserved

- 40 flammable solid, or self-reactive substance, or self-heating substance, or polymerizing substance
- 423 solid which reacts with water, emitting flammable gases, or flammable solid which reacts with water, emitting flammable gases or self-heating solid which reacts with water, emitting flammable gases
- X423 solid which reacts dangerously with water, emitting flammable gases, or flammable solid which reacts dangerously with water, emitting flammable gases, or self-heating solid which reacts dangerously with water, emitting flammable gases<sup>1</sup>
- 43 spontaneously flammable (pyrophoric) solid
- X432 spontaneously flammable (pyrophoric) solid which reacts dangerously with water, emitting flammable gases<sup>1</sup>
- 44 flammable solid, in the molten state at an elevated temperature
- 446 flammable solid, toxic, in the molten state, at an elevated temperature
- 46 flammable or self-heating solid, toxic
- 462 toxic solid which reacts with water, emitting flammable gases
- X462 solid which reacts dangerously with water, emitting toxic gases<sup>1</sup>
- 48 flammable or self-heating solid, corrosive
- 482 corrosive solid which reacts with water, emitting flammable gases
- X482 solid which reacts dangerously with water, emitting corrosive gases<sup>1</sup>
- 50 oxidizing (fire-intensifying) substance
- 539 flammable organic peroxide
- 55 strongly oxidizing (fire-intensifying) substance
- 556 strongly oxidizing (fire-intensifying) substance, toxic
- 558 strongly oxidizing (fire-intensifying) substance, corrosive
- 559 strongly oxidizing (fire-intensifying) substance, which can spontaneously lead to violent reaction
- 56 oxidizing substance (fire-intensifying), toxic
- 568 oxidizing substance (fire-intensifying), toxic, corrosive
- 58 oxidizing substance (fire-intensifying), corrosive
- 59 oxidizing substance (fire-intensifying), which can spontaneously lead to violent reaction
- 60 toxic or slightly toxic substance
- 606 infectious substance
- 623 toxic liquid, which reacts with water, emitting flammable gases
- 63 toxic substance, flammable (flashpoint between 23 °C and 60 °C, inclusive)
- 638 toxic substance, flammable (flashpoint between 23 °C and 60 °C, inclusive), corrosive
- 639 toxic substance, flammable (flashpoint not above 60 °C) which can spontaneously lead to violent reaction
- 64 toxic solid, flammable or self-heating
- 642 toxic solid, which reacts with water, emitting flammable gases
- 65 toxic substance, oxidizing (fire-intensifying)
- 66 highly toxic substance
- 663 highly toxic substance, flammable (flashpoint not above 60 °C)
- 664 highly toxic solid, flammable or self-heating
- 665 highly toxic substance, oxidizing (fire-intensifying)
- 668 highly toxic substance, corrosive
- X668 highly toxic substance, corrosive, which reacts dangerously with water<sup>1</sup>
- 669 highly toxic substance which can spontaneously lead to violent reaction
- 68 toxic substance, corrosive
- 687 toxic substance, corrosive, radioactive
- 69 toxic or slightly toxic substance, which can spontaneously lead to violent reaction

<sup>1</sup> Water not to be used except by approval of experts.

Copyright © United Nations, 2019. All rights reserved

70	radioactive material
768	radioactive material, toxic, corrosive
78	radioactive material, corrosive
80	corrosive or slightly corrosive substance
X80	corrosive or slightly corrosive substance, which reacts dangerously with water <sup>1</sup>
823	corrosive liquid which reacts with water, emitting flammable gases
83	corrosive or slightly corrosive substance, flammable (flashpoint between 23 °C and 60 °C, inclusive)
X83	corrosive or slightly corrosive substance, flammable (flashpoint between 23 °C and 60 °C, inclusive), which reacts dangerously with water <sup>1</sup>
839	corrosive or slightly corrosive substance, flammable (flashpoint between 23 °C and 60 °C inclusive) which can spontaneously lead to violent reaction
X839	corrosive or slightly corrosive substance, flammable (flashpoint between 23 °C and 60 °C inclusive), which can spontaneously lead to violent reaction and which reacts dangerously with water <sup>1</sup>
84	corrosive solid, flammable or self-heating
842	corrosive solid which reacts with water, emitting flammable gases
85	corrosive or slightly corrosive substance, oxidizing (fire-intensifying)
856	corrosive or slightly corrosive substance, oxidizing (fire-intensifying) and toxic
86	corrosive or slightly corrosive substance, toxic
88	highly corrosive substance
X88	highly corrosive substance, which reacts dangerously with water <sup>1</sup>
883	highly corrosive substance, flammable (flashpoint between 23 °C and 60 °C inclusive)
884	highly corrosive solid, flammable or self-heating
885	highly corrosive substance, oxidizing (fire-intensifying)
886	highly corrosive substance, toxic
X886	highly corrosive substance, toxic, which reacts dangerously with water <sup>1</sup>
89	corrosive or slightly corrosive substance, which can spontaneously lead to violent reaction
90	environmentally hazardous substance; miscellaneous dangerous substances
99	miscellaneous dangerous substance carried at an elevated temperature.

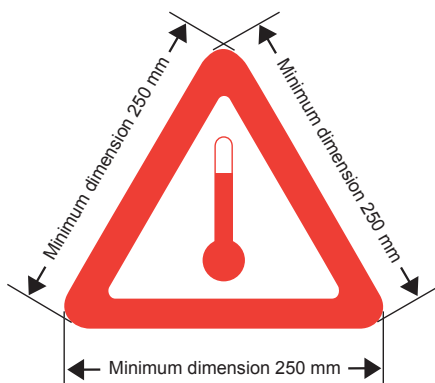
### 5.3.3 Mark for elevated temperature substances

Tank-vehicles, tank-wagons, tank-containers, portable tanks, special vehicles, special wagons or special containers or specially equipped vehicles, specially equipped wagons or specially equipped containers containing a substance that is carried or handed over for carriage in a liquid state at or above 100 °C or in a solid state at or above 240 °C shall bear on both sides for wagons, on both sides and at the rear for vehicles, and on both sides and at each end for containers, tank-containers and portable tanks, the mark shown in Figure 5.3.3.

<sup>1</sup> Water not to be used except by approval of experts.

Copyright © United Nations, 2019. All rights reserved

Figure 5.3.3



Mark for carriage at elevated temperature

The mark shall be an equilateral triangle. The colour of the mark shall be red. The minimum dimension of the sides shall be 250 mm. For tank-containers or portable tanks with a capacity of not more than 3 000 litres and with an available surface area insufficient to affix the prescribed marks, the minimum dimensions of the sides may be reduced to 100 mm. Where dimensions are not specified, all features shall be in approximate proportion to those shown. The mark shall be weather-resistant and shall ensure durable marking throughout the entire journey.

#### 5.3.4 Marking for carriage in a transport chain including maritime transport

5.3.4.1 For carriage in a transport chain including maritime transport, containers, portable tanks and MEGCs are not required to carry the orange-coloured plate marking according to section 5.3.2 if they carry the marking prescribed in section 5.3.2 of the IMDG Code, where:

- (a) The proper shipping name of the contents is durably marked on at least two sides:
  - of portable tanks and MEGCs;
  - of containers for carriage in bulk;
  - of containers containing dangerous goods in packages constituting only one substance for which the IMDG Code does not require a placard or the marine pollutant mark;
- (b) The UN number for the goods is displayed in black digits not less than 65 mm high:
  - either on a white background in the lower half of the placards affixed to the cargo transport unit;
  - or on an orange rectangular panel not less than 120 mm high and 300 mm wide, with a 10 mm black border, to be placed immediately adjacent to the placard or the marine pollutant marks of the IMDG Code, or, if no placard or marine pollutant mark is prescribed, adjacent to the proper shipping name.

Copyright © United Nations, 2019. All rights reserved

Example of marking for a portable tank carrying acetal,  
class 3, UN No 1088, according to the IMDG Code

FIRST VARIANT



black flame on  
red background

SECOND VARIANT



black flame on  
red background



orange background  
border and digits in black

5.3.4.2 If portable tanks, MEGCs or containers marked in accordance with 5.3.4.1 are carried on board a vessel loaded on vehicles, only paragraph 5.3.2.1.1 applies to the carrying vehicle.

5.3.4.3 In addition to the placards, orange-coloured plate marking and marks prescribed or permitted by ADN, cargo transport units may carry additional marks, placards and other markings prescribed where appropriate by the IMDG Code, for example, the marine pollutant mark or the “LIMITED QUANTITIES” mark.

5.3.5 *(Reserved)*

### 5.3.6 Environmentally hazardous substance mark

5.3.6.1 When a placard is required to be displayed in accordance with the provisions of section 5.3.1, containers, bulk containers, MEGCs, tank-containers, portable tanks, vehicles and wagons containing environmentally hazardous substances meeting the criteria of 2.2.9.1.10 shall be marked with the environmentally hazardous substance mark shown in 5.2.1.8.3. This does not apply to the exceptions listed in 5.2.1.8.1.

5.3.6.2 The environmentally hazardous substance mark for containers, bulk containers, MEGCs, tank-containers, portable tanks, wagons and vehicles shall be as described in 5.2.1.8.3 and Figure 5.2.1.8.3, except that the minimum dimensions shall be 250 mm x 250 mm. For tank-containers or portable tanks with a capacity of not more than 3 000 litres and with an available surface area insufficient to affix the prescribed marks, the minimum dimensions may be reduced to 100 mm x 100 mm. The other provisions of section 5.3.1 concerning placards shall apply mutatis mutandis to the mark.

Copyright © United Nations, 2019. All rights reserved



Copyright © United Nations, 2019. All rights reserved

## CHAPTER 5.4

### DOCUMENTATION

#### 5.4.0 General

5.4.0.1 Unless otherwise specified, any carriage of goods governed by ADN shall be accompanied by the documentation prescribed in this Chapter, as appropriate.

*NOTE: For the list of documentation to be carried on board vessels, see 8.1.2.*

5.4.0.2 The use of electronic data processing (EDP) or electronic data interchange (EDI) techniques as an aid to or instead of paper documentation is permitted, provided that the procedures used for the capture, storage and processing of electronics data meet the legal requirements as regards the evidential value and availability of data during carriage in a manner at least equivalent to that of paper documentation.

5.4.0.3 When the dangerous goods transport information is given to the carrier by EDP or EDI techniques, the consignor shall be able to give the information to the carrier as a paper document, with the information in the sequence required by this Chapter.

#### 5.4.1 Dangerous goods transport document and related information

##### 5.4.1.1 General information required in the transport document

5.4.1.1.1 *General information required in the transport document for carriage in bulk or in packages*

The transport document(s) shall contain the following information for each dangerous substance, material or article offered for carriage:

- (a) the UN number, preceded by the letters "UN" or substance identification number;
- (b) the proper shipping name supplemented, when applicable (see 3.1.2.8.1) with the technical name in brackets (see 3.1.2.8.1.1), as determined in accordance with 3.1.2.
- (c) – For substances and articles of Class 1: the classification code given in Column (3b) of Table A of Chapter 3.2.

When, in Column (5) of Table A of Chapter 3.2, label model numbers are given other than 1, 1.4, 1.5 and 1.6, these label model numbers, in brackets, shall follow the classification code;

- For radioactive material of Class 7: the Class number: "7";

*NOTE: For radioactive material with a subsidiary hazard, see also special provision 172 in Chapter 3.3.*

- For lithium batteries of UN numbers 3090, 3091, 3480 and 3481: the Class number "9";
- For other substances and articles: the label model numbers given in Column (5) of Table A of Chapter 3.2 or applicable according to a special provision referred to in Column (6). When more than one label model number is given, the numbers following the first one shall be given in brackets. For substances and articles for which no label model is given in Column (5) of Table A in Chapter 3.2, their class according to Column (3a) shall be given instead;

Copyright © United Nations, 2019. All rights reserved

- (d) where assigned, the packing group for the substance which may be preceded by the letters “PG” (e.g. “PG II”), or the initials corresponding to the words “Packing Group” in the languages used according to 5.4.1.4.1;

**NOTE:** For radioactive material of Class 7 with subsidiary hazards, see special provision 172 (d) in Chapter 3.3.

- (e) the number and a description of the packages when applicable. UN packaging codes may only be used to supplement the description of the kind of package (e.g. one box (4G));

**NOTE:** The number, type and capacity of each inner packaging within the outer packaging of a combination packaging is not required to be indicated.

- (f) the total quantity of each item of dangerous goods bearing a different UN number, proper shipping name (as a volume or as a gross mass, or as a net mass as appropriate);

**NOTE:** For dangerous goods in machinery and or equipment specified in these Regulations, the quantity indicated shall be the total quantity of dangerous goods contained therein in kilograms or litres as appropriate.

- (g) the name and address of the consignor;
- (h) the name and address of the consignee(s);
- (i) a declaration as required by the terms of any special agreement.

The location and order in which the elements of information required appear in the transport document is left optional, except that (a), (b), (c) and (d) shall be shown in the order listed above (i.e. (a), (b), (c), (d)) with no information interspersed, except as provided in ADN.

Examples of such permitted dangerous goods descriptions are:

“UN 1098 ALLYL ALCOHOL, 6.1 (3), I” or  
“UN1098, ALLYL ALCOHOL, 6.1 (3), PG I”

The information required on a transport document shall be legible.

Although upper case is used in Chapter 3.1 and in Table A of Chapter 3.2 to indicate the elements which shall be part of the proper shipping name, and although upper and lower case are used in this Chapter to indicate the information required in the transport document, the use of upper or of lower case for entering the information in the transport document is left optional.

#### 5.4.1.1.2 General information required in the transport document for carriage in tank vessels

The transport document(s) shall contain the following information for each dangerous substance or article offered for carriage:

- (a) the UN number preceded by the letters “UN” or the substance identification number;
- (b) the proper shipping name given in Column (2) of Table C of Chapter 3.2, supplemented, when applicable, by the technical name in parenthesis;
- (c) the data contained in column (5) of Table C of Chapter 3.2. When more than one number is given, the numbers following the first one shall be given in brackets. For substances not mentioned by name in Table C (assigned to a generic entry or a N.O.S.

Copyright © United Nations, 2019. All rights reserved

entry and for which the flowchart in 3.2.3.3 is applicable) only the actual dangerous properties of the substance shall be mentioned;

- (d) where assigned, the packing group for the substance, which may be preceded by the letters 'PG' (e.g. 'PG II'), or the initials corresponding to the words 'Packing Group' in the languages used in accordance with 5.4.1.4.1;
- (e) the mass in tonnes;
- (f) the name and address of the consignor;
- (g) the name and address of the consignee(s).

The location and order in which the elements of information required appear in the transport document is left optional, except that (a), (b), (c) and (d) shall be shown in the order listed above (i.e. (a), (b), (c), (d)) with no information interspersed, except as provided in ADN.

Examples of such permitted dangerous goods descriptions are:

**"UN 1203 MOTOR SPIRIT, 3 (N2, CMR, F), II"; or**  
**"UN 1203 MOTOR SPIRIT, 3 (N2, CMR, F), PG II"**

The information required on a transport document shall be legible.

Although upper case is used in Chapter 3.1 and in Table C of Chapter 3.2 to indicate the elements which shall be part of the proper shipping name, and although upper and lower case are used in this Chapter to indicate the information required in the transport document, the use of upper or of lower case for entering the information in the transport document is left optional.

#### 5.4.1.1.3 *Special provisions for wastes*

If waste containing dangerous goods (other than radioactive wastes) is being carried, the proper shipping name shall be preceded by the word **"WASTE"**, unless this term is part of the proper shipping name, e.g.:

**"UN 1230 WASTE METHANOL, 3 (6.1), II", or**  
**"UN 1230 WASTE METHANOL, 3 (6.1), PG II", or**  
**"UN 1993 WASTE FLAMMABLE LIQUID, N.O.S. (toluene and ethyl alcohol), 3, II",**  
or  
**"UN 1993 WASTE FLAMMABLE LIQUID, N.O.S. (toluene and ethyl alcohol), 3,**  
**PG II"**

If the provision for waste as set out in 2.1.3.5.5 is applied, the following shall be added to the dangerous goods description required in 5.4.1.1.1 (a) to (d) and (k):

**"WASTE IN ACCORDANCE WITH 2.1.3.5.5" (e.g. "UN 3264, CORROSIVE LIQUID, ACIDIC, INORGANIC, N.O.S., 8, II, WASTE IN ACCORDANCE WITH 2.1.3.5.5").**

The technical name, as prescribed in Chapter 3.3, special provision 274, need not be added.

#### 5.4.1.1.4 *(Deleted)*

Copyright © United Nations, 2019. All rights reserved

5.4.1.1.5 *Special provisions for salvage packagings, including large salvage packagings, and salvage pressure receptacles*

When dangerous goods are carried in a salvage packaging, including large salvage packaging, or salvage pressure receptacle, the words "**SALVAGE PACKAGING**" or "**SALVAGE PRESSURE RECEPTACLE**" shall be added after the description of the goods in the transport document.

5.4.1.1.6 *Special provision for empty means of containment and for empty cargo tanks of tank vessels*

5.4.1.1.6.1 For empty means of containment, uncleaned, which contain the residue of dangerous goods of classes other than Class 7, the words "EMPTY, UNCLEANED" or "RESIDUE, LAST CONTAINED" shall be indicated before or after the dangerous goods description specified in 5.4.1.1.1 (a) to (d).. Moreover, 5.4.1.1.1 (f) does not apply.

5.4.1.1.6.2 The special provision of 5.4.1.1.6.1 may be replaced with the provisions of 5.4.1.1.6.2.1, 5.4.1.1.6.2.2 or 5.4.1.1.6.2.3, as appropriate.

5.4.1.1.6.2.1 For empty packagings, uncleaned, which contain the residue of dangerous goods of classes other than Class 7, including empty uncleaned receptacles for gases with a capacity of not more than 1000 litres, the particulars according to 5.4.1.1.1 (a), (b), (c), (d), (e) and (f) are replaced with "EMPTY PACKAGING", "EMPTY RECEPTACLE", "EMPTY IBC" or "EMPTY LARGE PACKAGING", as appropriate, followed by the information of the goods last loaded, as described in 5.4.1.1.1 (c).

Example:

**"EMPTY PACKAGING, 6.1 (3)".**

In addition, in such a case

- (a) if the dangerous goods last loaded are goods of Class 2, the information prescribed in 5.4.1.1.1 (c) may be replaced by the number of the class "2".
- (b) if the dangerous goods last loaded are goods of Classes 3, 4.1, 4.2, 4.3, 5.1, 5.2, 6.1, 8 or 9, the information of the goods last loaded, as described in 5.4.1.1.1 (c) may be replaced by the words "WITH RESIDUES OF [...]" followed by the class(es) and subsidiary hazard(s) corresponding to the different residues, in the class numbering order.

Example: Empty packagings, uncleaned, having contained goods of Class 3 carried together with empty packagings, uncleaned, having contained goods of Class 8 with a Class 6.1 subsidiary hazard may be referred to in the transport document as:

**"EMPTY PACKAGINGS, WITH RESIDUES OF 3, 6.1, 8".**

5.4.1.1.6.2.2 For empty means of containment other than packagings, uncleaned, which contain the residue of dangerous goods of classes other than Class 7 and for empty uncleaned receptacles for gases with a capacity of more than 1000 litres, the particulars according to 5.4.1.1.1 (a) to (d) are preceded by "EMPTY TANK-WAGON", "EMPTY TANK-VEHICLE", "EMPTY DEMOUNTABLE TANK", "EMPTY TANK-CONTAINER", "EMPTY PORTABLE TANK", "EMPTY BATTERY-WAGON", "EMPTY BATTERY-VEHICLE", "EMPTY MEGC", "EMPTY MEMU", "EMPTY WAGON", "EMPTY VEHICLE", "EMPTY CONTAINER" or "EMPTY RECEPTACLE", as appropriate, followed by the words "**LAST LOAD:**". Moreover, paragraph 5.4.1.1.1 (f) does not apply.

Copyright © United Nations, 2019. All rights reserved

See example as follows:

**"EMPTY TANK-CONTAINER, LAST LOAD: UN 1098 ALLYL ALCOHOL, 6.1 (3), I" or  
"EMPTY TANK-CONTAINER, LAST LOAD: UN 1098 ALLYL ALCOHOL, 6.1 (3), PG I".**

- 5.4.1.1.6.2.3 When empty means of containment, uncleaned, which contain the residue of dangerous goods of classes other than Class 7, are returned to the consignor, the transport documents prepared for the full-capacity carriage of these goods may also be used. In such cases, the indication of the quantity is to be eliminated (by effacing it, striking it out or any other means) and replaced by the words **"EMPTY, UNCLEANED RETURN"**.
- 5.4.1.1.6.3 (a) If empty tanks, battery-vehicles, battery wagons and MEGCs, uncleaned, are carried to the nearest place where cleaning or repair can be carried out in accordance with the provisions of 4.3.2.4.3 of ADR or RID, the following additional entry shall be made in the transport document: **"Carriage in accordance with 4.3.2.4.3 of ADR (or RID)"**.
- (b) If empty vehicles, wagons and containers, uncleaned, are carried to the nearest place where cleaning or repair can be carried out in accordance with the provisions of 7.5.8.1 of ADR or RID, the following additional entry shall be made in the transport document: **"Carriage in accordance with 7.5.8.1 of ADR (or RID)"**.
- 5.4.1.1.6.4 For the carriage of tank wagons, fixed tanks (tank vehicles), wagons with removable tanks, vehicles with demountable tanks, battery-wagons, battery-vehicles, tank-containers and MEGCs under the conditions of 4.3.2.4.4 of ADR or RID, the following entry shall be included in the transport document: **"Carriage in accordance with 4.3.2.4.4 of ADR (or RID)"** as appropriate.
- 5.4.1.1.6.5 For tank vessels with empty cargo tanks or cargo tanks that have been discharged, the master is deemed to be the consignor for the purpose of the transport documents required. In this case, the following particulars shall be entered on the transport document for each empty cargo tank or cargo tank that has been discharged:
- (a) the number of the cargo tank;
- (b) the UN number preceded by the letters "UN" or the substance identification number;
- (c) the proper shipping name of the last substance carried, the class and, if applicable, the packing group in accordance with 5.4.1.1.2.
- 5.4.1.1.7 *Special provisions for carriage in a transport chain including maritime, road, rail or air carriage*
- For carriage in accordance with 1.1.4.2.1, a statement shall be included in the transport document, as follows: **"Carriage in accordance with 1.1.4.2.1"**.
- 5.4.1.1.8 and 5.4.1.1.9 (Reserved)
- 5.4.1.1.10 (Deleted)
- 5.4.1.1.11 *Special provisions for the carriage of IBCs, tanks, battery-vehicles, portable tanks and MEGCs after the date of expiry of the last periodic test or inspection*
- For carriage in accordance with 4.1.2.2 (b), 4.3.2.3.7 (b), 6.7.2.19.6 (b), 6.7.3.15.6 (b) or 6.7.4.14.6 (b) of ADR (or RID), a statement to this effect shall be included in the transport document, as follows:

Copyright © United Nations, 2019. All rights reserved

"CARRIAGE IN ACCORDANCE WITH 4.1.2.2 (b) of ADR (or RID)",  
 "CARRIAGE IN ACCORDANCE WITH 4.3.2.3.7 (b) of ADR (or RID)",  
 "CARRIAGE IN ACCORDANCE WITH 6.7.2.19.6 (b) of ADR (or RID)",  
 "CARRIAGE IN ACCORDANCE WITH 6.7.3.15.6 (b) of ADR (or RID)", or  
 "CARRIAGE IN ACCORDANCE WITH 6.7.4.14.6 (b) of ADR (or RID)" as appropriate.

5.4.1.1.12 and 5.4.1.1.13 (Reserved)

5.4.1.1.14 *Special provisions for the carriage of substances carried under elevated temperature*

If the proper shipping name of a substance which is carried or offered for carriage in a liquid state at a temperature equal to or exceeding 100 °C, or in a solid state at a temperature equal to or exceeding 240 °C, does not convey the elevated temperature condition (for example, by using the term "**MOLTEN**" or "**ELEVATED TEMPERATURE**" as part of the proper shipping name), the word "**HOT**" shall immediately precede the proper shipping name.

5.4.1.1.15 *Special provisions for the carriage of substances stabilized by temperature control*

If the word "STABILIZED" is part of the proper shipping name (see also 3.1.2.6), when stabilization is by means of temperature control, the control and emergency temperatures (see 7.1.7) shall be indicated in the transport document, as follows:

**"Control temperature: ... °C                      Emergency temperature: ... °C".**

5.4.1.1.16 *Information required in accordance with special provision 640 in Chapter 3.3*

Where it is required by special provision 640 of Chapter 3.3, the transport document shall bear the inscription "**Special provision 640X**" where "X" is the capital letter appearing after the pertinent reference to special provision 640 in Column (6) of Table A of Chapter 3.2.

5.4.1.1.17 *Special provisions for the carriage of solids in bulk containers conforming to 6.11.4 of ADR*

When solid substances are carried in bulk containers conforming to 6.11.4 of ADR, the following statement shall be shown on the transport document (see NOTE at the beginning of 6.11.4 of ADR):

**"Bulk container BK(x)<sup>1</sup> approved by the competent authority of..."**

5.4.1.1.18 *Special provisions for carriage of environmentally hazardous substances (aquatic environment)*

When a substance belonging to one of classes 1 to 9 meets the classification criteria of 2.2.9.1.10, the transport document shall bear the additional inscription "**ENVIRONMENTALLY HAZARDOUS**" or "**MARINE POLLUTANT/ ENVIRONMENTALLY HAZARDOUS**". This additional requirement does not apply to UN Nos. 3077 and 3082 or for the exceptions listed in 5.2.1.8.1.

The inscription "**MARINE POLLUTANT**" (according to 5.4.1.4.3 of the IMDG Code) is acceptable for carriage in a transport chain including maritime carriage.

<sup>1</sup> (x) shall be replaced with "1" or "2" as appropriate.

Copyright © United Nations, 2019. All rights reserved

5.4.1.1.19 *Special provisions for carriage of packagings, discarded, empty, uncleaned (UN No. 3509)*

For packagings, discarded, empty, uncleaned, the proper shipping name specified in 5.4.1.1.1 (b) shall be complemented with the words "**(WITH RESIDUES OF [...])**" followed by the class(es) and subsidiary hazard(s) corresponding to the residues, in the class numbering order. Moreover, 5.4.1.1.1 (f) does not apply.

Example: Packagings, discarded, empty, uncleaned having contained goods of Class 4.1 packed together with packagings, discarded, empty, uncleaned having contained goods of Class 3 with a Class 6.1 subsidiary hazard should be referred to in the transport document as:

**"UN 3509 PACKAGINGS, DISCARDED, EMPTY, UNCLEARED (WITH RESIDUES OF 3, 4.1, 6.1), 9"**.

5.4.1.1.20 *Special provisions for the carriage of substances classified in accordance with 2.1.2.8*

For carriage in accordance with 2.1.2.8, a statement shall be included in the transport document, as follows "**Classified in accordance with 2.1.2.8**".

5.4.1.1.21 *Special provisions for the carriage of UN Nos. 3528, 3529 and 3530*

For carriage of UN Nos. 3528, 3529 and 3530, the transport document, when required according to special provision 363 of Chapter 3.3, shall contain the following additional statement "Transport in accordance with special provision 363".

5.4.1.1.22 *Special provisions for carriage in oil separator vessels and supply vessels*

5.4.1.1.2 and 5.4.1.1.6.5 are not applicable to oil separator vessels or supply vessels.

**5.4.1.2** *Additional or special information required for certain classes*

5.4.1.2.1 *Special provisions for Class 1*

- (a) The transport document shall indicate, in addition to the requirements in 5.4.1.1.1 (f):
- the total net mass, in kg, of explosive contents<sup>2</sup> for each substance or article identified by its UN number;
  - the total net mass, in kg, of explosive contents<sup>2</sup> for all substances and articles covered by the transport document.
- (b) For mixed packing of two different goods, the description of the goods in the transport document shall include the UN numbers and names printed in capitals in Columns (1) and (2) of Table A of Chapter 3.2 of both substances or articles. If more than two different goods are contained in the same package in conformity with the mixed packing provisions given in 4.1.10 of ADR special provisions MP1, MP2 and MP20 to MP24, the transport document shall indicate under the description of the goods the UN numbers of all the substances and articles contained in the package, in the form, "**Goods of UN Nos. ...**".
- (c) For the carriage of substances and articles assigned to an n.o.s. entry or the entry "0190 SAMPLES, EXPLOSIVE" or packed conforming to packing instruction P101 of 4.1.4.1 of ADR, a copy of the competent authority approval with the conditions of carriage shall be attached to the transport document. It shall be in an official language of the forwarding country and also, if that language is not English, French or German,

<sup>2</sup> For articles, "explosive contents" means the explosive substance contained in the article.



Copyright © United Nations, 2019. All rights reserved

in English, French or German unless agreements, if any, concluded between the countries concerned in the transport operation provide otherwise.

- (d) If packages containing substances and articles of compatibility groups B and D are loaded together in the same vehicle or wagon in accordance with the requirements of 7.5.2.2 or ADR or RID, the approval certificate of the protective compartment or containment system in accordance with 7.5.2.2, note <sup>a</sup> under the table of ADR or RID, shall be attached to the transport document. It shall be in an official language of the forwarding country and also, if that language is not English, French or German, in English, French or German unless agreements, if any, concluded between the countries concerned in the transport operation provide otherwise.
- (e) When explosive substances or articles are carried in packagings conforming to packing instruction P101 of ADR, the transport document shall bear the inscription **"Packaging approved by the competent authority of ..."** (see 4.1.4.1, packing instruction P101).
- (f) *(Reserved)*
- (g) When fireworks of UN Nos. 0333, 0334, 0335, 0336 and 0337 are carried, the transport document shall bear the inscription:

**"Classification of fireworks by the competent authority of XX with the firework reference XX/YYZZZZ".**

The classification approval certificate need not be carried with the consignment, but shall be made available by the consignor to the carrier or the competent authorities for control purposes. The classification approval certificate or a copy of it shall be in an official language of the forwarding country, and also, if that language is not German, English or French, in German, English or French.

**NOTE 1:** *The commercial or technical name of the goods may be entered additionally to the proper shipping name in the transport document.*

**NOTE 2:** *The classification reference(s) shall consist of the ADN Contracting Party in which the classification code according to special provision 645 of 3.3.1 was approved, indicated by the distinguishing sign used on vehicles in international road traffic (XX)<sup>3</sup>, the competent authority identification (YY) and a unique serial reference (ZZZZ). Examples of such classification references are:*

*GB/HSE123456*

*D/BAM1234.*

#### 5.4.1.2.2 *Additional provisions for Class 2*

- (a) For the carriage of mixtures (see 2.2.2.1.1) in tanks (demountable tanks, fixed tanks, tank-wagons, portable tanks, tank-containers or elements of battery-vehicles or battery-wagons or of MEGCs), the composition of the mixture as a percentage of the volume or as a percentage of the mass shall be given. Constituents below 1% need not be indicated (see also 3.1.2.8.1.2). The composition of the mixture need not be given when the technical names authorized by special provisions 581, 582 or 583 are used to supplement the proper shipping name;

<sup>3</sup> *Distinguishing sign of the State of registration used on motor vehicles and trailers in international road traffic, e.g. in accordance with the Geneva Convention on Road Traffic of 1949 or the Vienna Convention on Road Traffic of 1968.*



Copyright © United Nations, 2019. All rights reserved

- (b) For the carriage of cylinders, tubes, pressure drums, cryogenic receptacles and bundles of cylinders under the conditions of 4.1.6.10 of ADR, the following entry shall be included in the transport document: **"Carriage in accordance with 4.1.6.10 of ADR"**.
- (c) *(Reserved)*
- (d) In the case of tank-containers carrying refrigerated liquefied gases the consignor shall enter in the transport document the date (or time) by which the actual holding time will be exceeded.

"End of holding time: ..... (DD/MM/YYYY)".

5.4.1.2.3 *Additional provisions for self-reactive substances and polymerizing substances of Class 4.1 and organic peroxides of Class 5.2*

- 5.4.1.2.3.1 For self-reactive substances of Class 4.1 and for organic peroxides of Class 5.2 that require temperature control during carriage (for self-reactive substances or polymerizing substances see 2.2.41.1.17; for organic peroxides, see 2.2.52.1.15; for polymerizing substance see 2.2.41.1.21), the control and emergency temperatures shall be indicated in the transport document, as follows:

**"Control temperature: ... °C                      Emergency temperature: ... °C"**.

- 5.4.1.2.3.2 When for certain self-reactive substances of Class 4.1 and certain organic peroxides of Class 5.2 the competent authority has permitted the label conforming to model No. 1 to be dispensed with for a specific packaging (see 5.2.2.1.9), a statement to this effect shall be included in the transport document, as follows: **"The label conforming to model No. 1 is not required"**.

- 5.4.1.2.3.3 When organic peroxides and self-reactive substances are carried under conditions where approval is required (for organic peroxides see 2.2.52.1.8, 4.1.7.2.2 and special provision TA2 of 6.8.4 of ADR; for self-reactive substances see 2.2.41.1.13 and 4.1.7.2.2 of ADR, a statement to this effect shall be included in the transport document, e.g. **"Carriage in accordance with 2.2.52.1.8"**. It shall be in an official language of the forwarding country and also, if that language is not English, French or German, in English, French or German unless agreements, if any, concluded between the countries concerned in the transport operation provide otherwise.

A copy of the approval of the competent authority with the conditions of carriage shall be attached to the transport document.

- 5.4.1.2.3.4 When a sample of an organic peroxide (see 2.2.52.1.9) or a self-reactive substance (see 2.2.41.1.15) is carried, a statement to this effect shall be included in the transport document, e.g. **"Carriage in accordance with 2.2.52.1.9"**.

- 5.4.1.2.3.5 When self-reactive substances type G (see Manual of Tests and Criteria, Part II, paragraph 20.4.2 (g)) are carried, the following statement may be given in the transport document: **"Not a self-reactive substance of Class 4.1"**.

When organic peroxides type G (see Manual of Tests and Criteria, Part II, paragraph 20.4.3 (g)) are carried, the following statement may be given in the transport document: **"Not a substance of Class 5.2"**.

5.4.1.2.4 *Additional provisions for Class 6.2*

In addition to the information concerning the consignee (see 5.4.1.1.1 (h)), the name and telephone number of a responsible person shall be indicated.

Copyright © United Nations, 2019. All rights reserved

5.4.1.2.5 *Additional provisions for Class 7*

5.4.1.2.5.1 The following information shall be inserted in the transport document for each consignment of Class 7 material, as applicable, in the order given and immediately after the information required under 5.4.1.1.1 (a) to (c):

- (a) The name or symbol of each radionuclide or, for mixtures of radionuclides, an appropriate general description or a list of the most restrictive nuclides;
- (b) A description of the physical and chemical form of the material, or a notation that the material is special form radioactive material or low dispersible radioactive material. A generic chemical description is acceptable for chemical form. For radioactive material with a subsidiary hazard, see sub-paragraph (c) of special provision 172 of Chapter 3.3;
- (c) The maximum activity of the radioactive contents during carriage expressed in becquerels (Bq) with an appropriate SI prefix symbol (see 1.2.2.1). For fissile material, the mass of fissile material (or mass of each fissile nuclide for mixtures when appropriate) in grams (g), or appropriate multiples thereof, may be used in place of activity;
- (d) The category of the package, i.e. I-WHITE, II-YELLOW, III-YELLOW;
- (e) The transport index (categories II-YELLOW and III-YELLOW only);
- (f) For fissile material:
  - (i) Shipped under one exception of 2.2.7.2.3.5 (a) to (f), reference to that paragraph;
  - (ii) Shipped under 2.2.7.2.3.5 (c) to (e), the total mass of fissile nuclides;
  - (iii) Contained in a package for which one of 6.4.11.2 (a) to (c) or 6.4.11.3 of ADR is applied, reference to that paragraph;
  - (iv) The criticality safety index, where applicable;
- (g) The identification mark for each competent authority certificate of approval (special form radioactive material, low dispersible radioactive material, fissile material excepted under 2.2.7.2.3.5 (f), special arrangement, package design, or shipment) applicable to the consignment;
- (h) For consignments of more than one package, the information required in 5.4.1.1.1 and in (a) to (g) above shall be given for each package. For packages in an overpack, container, or conveyance, a detailed statement of the contents of each package within the overpack, container, or conveyance and, where appropriate, of each overpack, container, or conveyance shall be included. If packages are to be removed from the overpack, container, or conveyance at a point of intermediate unloading, appropriate transport documents shall be made available;
- (i) Where a consignment is required to be shipped under exclusive use, the statement **"EXCLUSIVE USE SHIPMENT"**; and
- (j) For LSA-II and LSA-III substances, SCO-I and SCO-II, the total activity of the consignment as a multiple of  $A_2$ . For radioactive material for which the  $A_2$  value is unlimited, the multiple of  $A_2$  shall be zero.

Copyright © United Nations, 2019. All rights reserved

5.4.1.2.5.2 The consignor shall provide in the transport documents a statement regarding actions, if any, that are required to be taken by the carrier. The statement shall be in the languages deemed necessary by the carrier or the authorities concerned, and shall include at least the following information:

- (a) Supplementary requirements for loading, stowage, carriage, handling and unloading of the package, overpack or container including any special stowage provisions for the safe dissipation of heat (see 7.1.4.14.7.3.2), or a statement that no such requirements are necessary;
- (b) Restrictions on the mode of carriage or vehicle or wagon and any necessary routing instructions;
- (c) Emergency arrangements appropriate to the consignment.

5.4.1.2.5.3 In all cases of international carriage of packages requiring competent authority approval of design or shipment, for which different approval types apply in the different countries concerned by the shipment, the UN number and proper shipping name required in 5.4.1.1.1 shall be in accordance with the certificate of the country of origin of design.

5.4.1.2.5.4 The applicable competent authority certificates need not necessarily accompany the consignment. The consignor shall make them available to the carrier(s) before loading and unloading.

5.4.1.3 *(Reserved)*

#### **5.4.1.4 *Format and language***

5.4.1.4.1 The document containing the information in 5.4.1.1 and 5.4.1.2 may be that already required by other regulations in force for carriage by another mode of carriage. In case of multiple consignees, the name and address of the consignees and the quantities delivered enabling the nature and quantities carried to be evaluated at any time, may be entered in other documents which are to be used or in any other documents made mandatory according to other specific regulations and which shall be on board.

The particulars to be entered in the document shall be drafted in an official language of the forwarding country, and also, if that language is not English, French or German, in English, French or German, unless agreements concluded between the countries concerned in the transport operation, provide otherwise.

5.4.1.4.2 If by reason of the size of the load, a consignment cannot be loaded in its entirety on a single transport unit, at least as many separate documents, or copies of the single document, shall be made out as transport units loaded. Furthermore, in all cases, separate transport documents shall be made out for consignments or parts of consignments which may not be loaded together on the same vehicle by reason of the prohibitions set forth in 7.5.2 of ADR.

The information relative to the hazards of the goods to be carried (as indicated in 5.4.1.1) may be incorporated in, or combined with, an existing transport or cargo handling document. The layout of the information in the document (or the order of transmission of the corresponding data by electronic data processing (EDP) or electronic data interchange (EDI) techniques) shall be as provided in 5.4.1.1.1 or 5.4.1.1.2 as relevant.

Copyright © United Nations, 2019. All rights reserved

When an existing transport document or cargo handling document cannot be used for the purposes of dangerous goods documentation for multimodal transport, the use of documents corresponding to the example shown in 5.4.5 is considered advisable.<sup>4</sup>

#### 5.4.1.5 *Non-dangerous goods*

When goods mentioned by name in Table A of Chapter 3.2, are not subject to ADN because they are considered as non-dangerous according to Part 2, the consignor may enter in the transport document a statement to that effect, e.g.: “**Not goods of Class ...**”

**NOTE:** *This provision may be used in particular when the consignor considers that, due to the chemical nature of the goods (e.g. solutions and mixtures) carried or to the fact that such goods are deemed dangerous for other regulatory purposes the consignment might be subject to control during the journey.*

#### 5.4.2 **Container/vehicle packing certificate**

**NOTE:** *For the purposes of this section the term "vehicle" includes wagon.*

If the carriage of dangerous goods in a container precedes a voyage by sea, a container/vehicle packing certificate conforming to section 5.4.2 of the IMDG Code<sup>5</sup> shall be provided with the transport document.<sup>6</sup>

The functions of the transport document required under 5.4.1 and of the container/vehicle packing certificate as provided above may be incorporated into a single document; if not, these documents shall be attached one to the other. If these functions are incorporated into a

<sup>4</sup> If used, the relevant recommendations of the UNECE United Nations Centre for Trade Facilitation and Electronic Business (UN/CEFACT) may be consulted, in particular Recommendation No. 1 (United Nations Layout Key for Trade Documents) (ECE/TRADE/137, edition 81.3), UN Layout Key for Trade Documents - Guidelines for Applications (ECE/TRADE/270, edition 2002), Recommendation No. 11 (Documentary Aspects of the International Transport of Dangerous Goods) (ECE/TRADE/204, edition 96.1 – currently under revision) and Recommendation No. 22 (Layout Key for Standard Consignment Instructions) (ECE/TRADE/168, edition 1989). Refer also to the UN/CEFACT Summary of Trade Facilitation Recommendations (ECE/TRADE/346, edition 2006) and the United Nations Trade Data Elements Directory (UNTDED) (ECE/TRADE/362, edition 2005).

<sup>5</sup> Guidelines for use in practice and in training for loading goods in transport units have also been drawn up by the International Maritime Organization (IMO), the International Labour Organization (ILO) and the United Nations Economic Commission for Europe (UNECE) and have been published by IMO (“IMO/ILO/UNECE Code of Practice for Packing of Cargo Transport Units (CTU Code)”).

<sup>6</sup> Section 5.4.2 of the IMDG Code (Amendment 38-16) requires the following:

##### **"5.4.2 Container/vehicle packing certificate**

5.4.2.1 When dangerous goods are packed or loaded into any container or vehicle, those responsible for packing the container or vehicle shall provide a “container/vehicle packing certificate” specifying the container/vehicle identification number(s) and certifying that the operation has been carried out in accordance with the following conditions:

- .1 The container/vehicle was clean, dry and apparently fit to receive the goods;
- .2 Packages, which need to be segregated in accordance with applicable segregation requirements, have not been packed together onto or in the container/vehicle (unless approved by the competent authority concerned in accordance with 7.3.4.1 (of the IMDG Code));
- .3 All packages have been externally inspected for damage, and only sound packages have been loaded;
- .4 Drums have been stowed in an upright position, unless otherwise authorised by the competent authority, and all goods have been properly loaded, and, where necessary, adequately braced with securing material to suit the mode(s) of transport for the intended journey;
- .5 Goods loaded in bulk have been evenly distributed within the container/vehicle;
- .6 For consignments including goods of class 1, other than division 1.4, the container/vehicle is structurally serviceable in accordance with 7.1.2 (of the IMDG Code);
- .7 The container/vehicle and packages are properly marked, labelled, and placarded, as appropriate;

*Cont'd on the next page*

Copyright © United Nations, 2019. All rights reserved

single document, the inclusion in the transport document of a statement that the loading of the container or vehicle has been carried out in accordance with the applicable modal regulations together with the identification of the person responsible for the container/vehicle packing certificate shall be sufficient.

**NOTE:** *The container/vehicle packing certificate is not required for portable tanks, tank-containers and MEGCs.*

If the carriage of dangerous goods in a vehicle precedes a voyage by sea, a "container/vehicle packing certificate" conforming to section 5.4.2 of the IMDG Code<sup>5,6</sup> may be provided with the transport document.

#### 5.4.3 Instructions in writing

**5.4.3.1** As an aid during an accident emergency situation that may occur or arise during carriage, instructions in writing in the form specified in 5.4.3.4 shall be carried in the wheelhouse and shall be readily available.

**5.4.3.2** These instructions shall be provided by the carrier to the master in the language(s) that the master and the expert can read and understand before loading. The master shall ensure that each member of the crew concerned understands and is capable of carrying out the instructions properly.

**5.4.3.3** Before loading, the members of the crew shall inform themselves of the dangerous goods to be loaded and consult the instructions in writing for details on actions to be taken in the event of an accident or emergency.

**5.4.3.4** The instructions in writing shall correspond to the following four-page model as regards its form and contents.

**5.4.3.5** Contracting Parties shall provide the UNECE secretariat with the official translation of the instructions in writing in their national language(s), in accordance with this section. The UNECE secretariat shall make the national versions of the instructions in writing that it has received available to all Contracting Parties.

---

#### Footnote 6 (cont'd)

.8 When substances presenting a risk of asphyxiation are used for cooling or conditioning purposes (such as dry ice (UN 1845) or nitrogen, refrigerated liquid (UN 1977) or argon, refrigerated liquid (UN 1951)), the container/vehicle is externally marked in accordance with 5.5.3.6 (of the IMDG Code); and

.9 A dangerous goods transport document, as indicated in 5.4.1 (of the IMDG Code) has been received for each dangerous goods consignment loaded in the container/vehicle.

**NOTE:** *The container/vehicle packing certificate is not required for portable tanks.*

5.4.2.2 The information required in the dangerous goods transport document and the container/vehicle packing certificate may be incorporated into a single document; if not, these documents shall be attached one to the other. If the information is incorporated into a single document, the document shall a signed declaration such as "It is declared that the packing of the goods into the container/vehicle has been carried out in accordance with the applicable provisions". This declaration shall be dated and the person signing this declaration shall be identified on the document. Facsimile signatures are acceptable where applicable laws and regulations recognize the legal validity of facsimile signatures.

5.4.2.3 If the container/vehicle packing certificate is presented to the carrier by means of EDP or EDI transmission techniques, the signature(s) may be electronic signature(s) or may be replaced by the name(s) (in capitals) of the person authorized to sign.

5.4.2.4 When the container/vehicle packing certificate is given to a carrier by EDP or EDI techniques and subsequently the dangerous goods are transferred to a carrier that requires a paper container/vehicle packing certificate, the carrier shall ensure that the paper document indicates "Original received electronically" and the name of the signatory shall be shown in capital letters."

Copyright © United Nations, 2019. All rights reserved

Copyright © United Nations, 2019. All rights reserved










### INSTRUCTIONS IN WRITING ACCORDING TO ADN

#### Actions in the event of an accident or incident

In the event of an accident or incident that may occur during carriage, the members of the crew shall take the following actions where safe and practicable to do so:









- Inform all other persons on board about the emergency and keep them away as much as possible from the danger zone. Alert other vessels in the vicinity;
- Avoid sources of ignition, in particular, do not smoke, use electronic cigarettes or similar devices or switch on or off any electrical equipment or installation that does not meet the requirements for use in zone 1 (that means no installations or equipment marked in red according to 9.1.0.52.1, 9.3.1.52.2, 9.3.2.52.2 or 9.3.3.52.2) and is not designed for use in emergency response;
- Inform the appropriate body, giving as much information about the accident or incident and substances involved as possible;
- Keep the transport documents and the loading plan readily available for responders on arrival;
- Do not walk into or touch spilled substances and avoid inhalation of fumes, smoke, dusts and vapours by staying up wind;
- Where appropriate and safe to do so, tackle small/initial fires;
- Where appropriate and safe to do so, use on-board equipment to prevent leakages into the aquatic environment and contain spillages;
- Where necessary and safe to do so, secure the ship against drifting;
- Where appropriate, move away from the vicinity of the accident or incident, advise other persons to move away and follow the advice of the appropriate body;
- Remove any contaminated clothing and used contaminated protective equipment, dispose of it safely and wash the body by appropriate means;
- Observe the additional guidance assigned to the hazards of all concerned goods in the following table. For carriage in packages or in bulk, the hazards correspond to the number of the danger label model; for carriage in tank vessels to the data in accordance with 5.4.1.1.2 (c).

Copyright © United Nations, 2019. All rights reserved

Additional guidance to members of the crew on the hazard characteristics of dangerous goods by class and on actions to be taken subject to prevailing circumstances		
Danger labels and placards, description of the hazards	Hazard characteristics	Additional guidance
(1)	(2)	(3)
Explosive substances and articles  1 1.5 1.6	May have a range of properties and effects such as mass detonation; projection of fragments; intense fire/heat flux; formation of bright light, loud noise or smoke. Sensitive to shocks and/or impacts and/or heat.	Take cover but stay away from windows. Steer the vessel as far away as possible from infrastructure and inhabited areas.
Explosive substances and articles  1.4	Slight risk of explosion and fire.	Take cover.
Flammable gases  2.1	Risk of fire. Risk of explosion. May be under pressure. Risk of asphyxiation. May cause burns and/or frostbite. Contents may explode when heated.	Take cover. Keep out of low areas.
Non-flammable, non-toxic gases  2.2	Risk of asphyxiation. May be under pressure. May cause frostbite. Contents may explode when heated.	Take cover. Keep out of low areas.
Toxic gases  2.3	Risk of intoxication. May be under pressure. May cause burns and/or frostbite. Contents may explode when heated.	Use emergency escape mask. Take cover. Keep out of low areas.
Flammable liquids  3	Risk of fire. Risk of explosion. Contents may explode when heated.	Take cover. Keep out of low areas.
Flammable solids, self-reactive substances, polymerizing substances and solid desensitized explosives  4.1	Risk of fire. Flammable or combustible, may be ignited by heat, sparks or flames. May contain self-reactive substances that are liable to exothermic decomposition in the case of heat supply, contact with other substances (such as acids, heavy-metal compounds or amines), friction or shock. This may result in the evolution of harmful and flammable gases or vapours or self-ignition. Contents may explode when heated. Risk of explosion of desensitized explosives after loss of desensitizer.	
Substances liable to spontaneous combustion  4.2	Risk of fire by spontaneous combustion if packages are damaged or contents spilled. May react vigorously with water.	
Substances which, in contact with water, emit flammable gases  4.3	Risk of fire and explosion in contact with water.	Spilled substances should be kept dry by covering the spillages.





Copyright © United Nations, 2019. All rights reserved

Additional guidance to members of the crew on the hazard characteristics of dangerous goods by class and on actions to be taken subject to prevailing circumstances		
Danger labels and placards, description of the hazards	Hazard characteristics	Additional guidance
(1)	(2)	(3)
Oxidizing substances  5.1	Risk of vigorous reaction, ignition and explosion in contact with combustible or flammable substances.	Avoid mixing with flammable or combustible substances (e.g. sawdust).
Organic peroxides  5.2	Risk of exothermic decomposition at elevated temperatures, contact with other substances (such as acids, heavy-metal compounds or amines), friction or shock. This may result in the evolution of harmful and flammable gases or vapours or self-ignition.	Avoid mixing with flammable or combustible substances (e.g. sawdust).
Toxic substances  6.1	Risk of intoxication by inhalation, skin contact or ingestion. Risk to the aquatic environment.	Use emergency escape mask.
Infectious substances  6.2	Risk of infection. May cause serious disease in humans or animals Risk to the aquatic environment.	
Radioactive material  7A 7B 7C 7D	Risk of intake and external radiation.	Limit time of exposure.
Fissile material  7E	Risk of nuclear chain reaction.	
Corrosive substances  8	Risk of burns by corrosion. May react vigorously with each other, with water and with other substances. Spilled substance may evolve corrosive vapours. Risk to the aquatic environment.	
Miscellaneous dangerous substances and articles  9 9A	Risk of burns. Risk of fire. Risk of explosion. Risk to the aquatic environment	

- NOTE:**
1. For dangerous goods with multiple risks and for mixed loads, each applicable entry shall be observed.
  2. Additional guidance shown in column (3) of the table may be adapted to reflect the classes of dangerous goods to be carried and their means of transport.
  3. Risks see also entries in the transport document as well as Chapter 3.2, Table C, Column (5).

Copyright © United Nations, 2019. All rights reserved

Additional guidance to members of the crew on the hazard characteristics of dangerous goods, indicated by marks, and on actions to be taken subject to prevailing circumstances		
Mark (1)	Hazard characteristics (2)	Additional guidance (3)
 Environmentally hazardous substances	Risk to the aquatic environment.	
 Elevated temperature substances	Risk of burns by heat.	Avoid contact with hot parts of the transport unit and the spilled substance.

**Equipment for personal and general protection to carry out general actions and hazard specific emergency actions to be carried on board the vessel in accordance with section 8.1.5 of ADN**

The equipment required by Chapter 3.2, Table A, Column (9) and Table C, Column (18) shall be carried on board the vessel for all hazards listed in the transport document.

Copyright © United Nations, 2019. All rights reserved

**5.4.4 Retention of dangerous goods transport information**

5.4.4.1 The consignor and the carrier shall retain a copy of the dangerous goods transport document and additional information and documentation as specified in ADN, for a minimum period of three months.

5.4.4.2 When the documents are kept electronically or in a computer system, the consignor and the carrier shall be able to reproduce them in a printed form.

**5.4.5. Example of a multimodal dangerous goods form**

Example of a form which may be used as a combined dangerous goods declaration and container packing certificate for multimodal carriage of dangerous goods.

Copyright © United Nations, 2019. All rights reserved

**MULTIMODAL DANGEROUS GOODS FORM**

1. Shipper/Consignor/Sender		2. Transport document number			
		3. Page 1 of      Pages		4. Shipper's reference	
				5. Freight Forwarder's reference	
6. Consignee		7. Carrier (to be completed by the carrier)			
		<b>SHIPPER'S DECLARATION</b> I hereby declare that the contents of this consignment are fully and accurately described below by the proper shipping name, and are classified, packaged, marked and labelled/placarded and are in all respects in proper condition for transport according to the applicable international and national governmental regulations.			
8. This shipment is within the limitations prescribed for: <i>(Delete non-applicable)</i>  <div style="display: flex; justify-content: space-around;"> <span>PASSENGER AND</span> <span>CARGO AIRCRAFT ONLY</span> </div> <div style="display: flex; justify-content: space-around;"> <span>CARGO AIRCRAFT</span> </div>		9. Additional handling information			
<div style="display: flex;"> <div style="flex: 1;">10. Vessel/ flight No. and date</div> <div style="flex: 1;">11. Port/place of loading</div> </div>					
<div style="display: flex;"> <div style="flex: 1;">12. Port/place of discharge</div> <div style="flex: 1;">13. Destination</div> </div>					
14. Shipping marks      * Number and kind of packages; description of goods      Gross mass (kg)      Net mass      Cube (m³)					
15. Container identification No./ vehicle registration No.		16. Seal number (s)	17. Container/vehicle size & type	18. Tare (kg)	19. Total gross mass (including tare) (kg)
<b>CONTAINER/VEHICLE PACKING CERTIFICATE</b> I hereby declare that the goods described above have been packed/loaded into the container/vehicle identified above in accordance with the applicable provisions ** <b>MUST BE COMPLETED AND SIGNED FOR ALL CONTAINER/VEHICLE LOADS BY PERSON RESPONSIBLE FOR PACKING/LOADING</b>		<b>21. RECEIVING ORGANIZATION RECEIPT</b> Received the above number of packages/containers/trailers in apparent good order and condition unless stated hereon: RECEIVING ORGANIZATION REMARKS:			
20. Name of company		Haulier's name	22. Name of company (OF SHIPPER PREPARING THIS NOTE)		
Name/Status of declarant		Vehicle reg. No.	Name/Status of declarant		
Place and date		Signature and date	Place and date		
Signature of declarant		DRIVER'S SIGNATURE	Signature of declarant		

---

\*\* See 5.4.2.

FOR DANGEROUS GOODS: you must specify: proper shipping name, hazard class, UN No., packing group (where assigned) and any other element of information required under applicable national and international regulations

Copyright © United Nations, 2019. All rights reserved

MULTIMODAL DANGEROUS GOODS FORM		Continuation Sheet		
1. Shipper/Consignor/Sender	2. Transport document number			
	3. Page 1 of      pages	4. Shipper's reference		
		5. Freight Forwarder's reference		
14. Shipping marks	* Number and kind of packages; description of goods	Gross mass (kg)	Net mass	Cube (m³)

\* FOR DANGEROUS GOODS: you must specify: proper shipping name, hazard class, UN No., packing group (where assigned) and any other element of information required under applicable national and international regulations

BLACK HATCHINGS BLACK HATCHINGS BLACK HATCHINGS BLACK HATCHINGS BLACK HATCHINGS BLACK HATCHINGS BLACK HATCHINGS

Copyright © United Nations, 2019. All rights reserved

## CHAPTER 5.5

### SPECIAL PROVISIONS

5.5.1 *(Deleted)*

#### **5.5.2 Special provisions applicable to fumigated cargo transport units (UN 3359)**

##### **5.5.2.1 General**

5.5.2.1.1 Fumigated cargo transport units (UN 3359) containing no other dangerous goods are not subject to any provisions of ADN other than those of this section.

5.5.2.1.2 When the fumigated cargo transport unit is loaded with dangerous goods in addition to the fumigant, any provision of ADN relevant to these goods (including placarding, marking and documentation) applies in addition to the provisions of this section.

5.5.2.1.3 Only cargo transport units that can be closed in such a way that the escape of gas is reduced to a minimum shall be used for the carriage of cargo under fumigation.

##### **5.5.2.2 Training**

Persons engaged in the handling of fumigated cargo transport units shall be trained commensurate with their responsibilities.

##### **5.5.2.3 Marking and placarding**

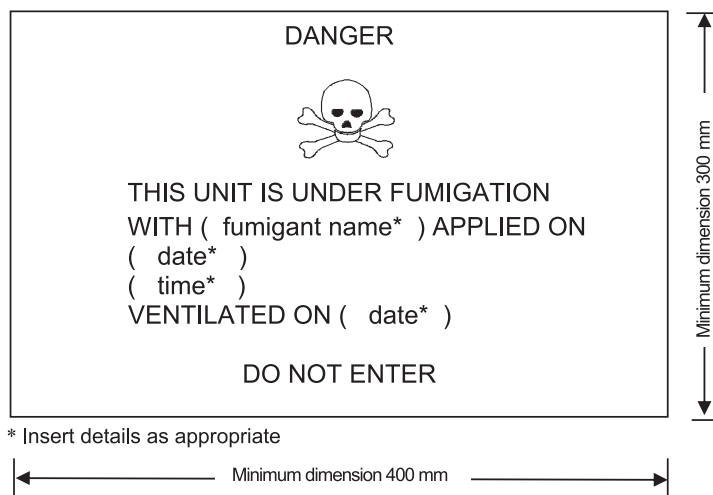
5.5.2.3.1 A fumigated cargo transport unit shall be marked with a warning mark, as specified in 5.5.2.3.2, affixed at each access point in a location where it will be easily seen by persons opening or entering the cargo transport unit. This mark shall remain on the cargo transport unit until the following provisions are met:

- (a) The fumigated cargo transport unit has been ventilated to remove harmful concentrations of fumigant gas; and
- (b) The fumigated goods or materials have been unloaded.

Copyright © United Nations, 2019. All rights reserved

5.5.2.3.2 The fumigation warning mark shall be as shown in Figure 5.5.2.3.2.

**Figure 5.5.2.3.2**



#### Fumigation warning mark

The mark shall be a rectangle. The minimum dimensions shall be 400 mm wide x 300 mm high and the minimum width of the outer line shall be 2 mm. The mark shall be in black print on a white background with lettering not less than 25 mm high. Where dimensions are not specified, all features shall be in approximate proportion to those shown.

5.5.2.3.3 If the fumigated cargo transport unit has been completely ventilated either by opening the doors of the unit or by mechanical ventilation after fumigation, the date of ventilation shall be marked on the fumigation warning mark.

5.5.2.3.4 When the fumigated cargo transport unit has been ventilated and unloaded, the fumigation warning mark shall be removed.

5.5.2.3.5 Placards conforming to model No. 9 (see 5.2.2.2.2) shall not be affixed to a fumigated cargo transport unit except as required for other Class 9 substances or articles packed therein.

#### 5.5.2.4 *Documentation*

5.5.2.4.1 Documents associated with the carriage of cargo transport units that have been fumigated and have not been completely ventilated before carriage shall include the following information:

- "UN 3359, fumigated cargo transport unit, 9", or "UN 3359, fumigated cargo transport unit, class 9";
- The date and time of fumigation; and
- The type and amount of the fumigant used.

These particulars shall be drafted in an official language of the forwarding country and also, if the language is not English, French or German, in English, French or German, unless agreements, if any, concluded between the countries concerned in the transport operation provide otherwise.



Copyright © United Nations, 2019. All rights reserved

- 5.5.2.4.2 The documents may be in any form, provided they contain the information required in 5.5.2.4.1. This information shall be easy to identify, legible and durable.
- 5.5.2.4.3 Instructions for disposal of any residual fumigant including fumigation devices (if used) shall be provided.
- 5.5.2.4.4 A document is not required when the fumigated cargo transport unit has been completely ventilated and the date of ventilation has been marked on the warning mark (see 5.5.2.3.3 and 5.5.2.3.4).
- 5.5.3 Special provisions applicable to packages and vehicles and containers containing substances presenting a risk of asphyxiation when used for cooling or conditioning purposes (such as dry ice (UN 1845) or nitrogen, refrigerated liquid (UN 1977) or argon, refrigerated liquid (UN 1951))**
- 5.5.3.1 Scope**
- 5.5.3.1.1 This section is not applicable to substances which may be used for cooling or conditioning purposes when carried as a consignment of dangerous goods, except for the carriage of dry ice (UN No. 1845). When they are carried as a consignment, these substances shall be carried under the relevant entry of Table A of Chapter 3.2 in accordance with the associated conditions of carriage
- For UN No. 1845, the conditions of carriage specified in this section, except 5.5.3.3.1, apply for all kinds of carriage, as a coolant, conditioner, or as a consignment. For the carriage of UN No. 1845, no other provisions of ADN apply.
- 5.5.3.1.2 This section is not applicable to gases in cooling cycles.
- 5.5.3.1.3 Dangerous goods used for cooling or conditioning tanks or MEGCs during carriage are not subject to this section.
- 5.5.3.1.4 Vehicles, wagons and containers containing substances used for cooling or conditioning purposes include vehicles, wagons and containers containing substances used for cooling or conditioning purposes inside packages as well as vehicles, wagons and containers with unpackaged substances used for cooling or conditioning purposes.
- 5.5.3.1.5 Sub-sections 5.5.3.6 and 5.5.3.7 only apply when there is an actual risk of asphyxiation in the vehicle, wagon or container. It is for the participants concerned to assess this risk, taking into consideration the hazards presented by the substances being used for cooling or conditioning, the amount of substance to be carried, the duration of the journey, the types of containment to be used and the gas concentration limits given in the note to 5.5.3.3.3.
- 5.5.3.2 General**
- 5.5.3.2.1 Vehicles, wagons and containers containing substances used for cooling or conditioning purposes (other than fumigation) during carriage are not subject to any provisions of ADN other than those of this section.
- 5.5.3.2.2 When dangerous goods are loaded in vehicles, wagons or containers containing substances used for cooling or conditioning purposes any provisions of ADN relevant to these dangerous goods apply in addition to the provisions of this section.
- 5.5.3.2.3 *(Reserved)*
- 5.5.3.2.4 Persons engaged in the handling or carriage of vehicles, wagons and containers containing substances used for cooling or conditioning purposes shall be trained commensurate with their responsibilities.

Copyright © United Nations, 2019. All rights reserved

### **5.5.3.3** *Packages containing a coolant or conditioner*

- 5.5.3.3.1 Packaged dangerous goods requiring cooling or conditioning assigned to packing instructions P203, P620, P650, P800, P901 or P904 of 4.1.4.1 of ADR shall meet the appropriate requirements of that packing instruction.
- 5.5.3.3.2 For packaged dangerous goods requiring cooling or conditioning assigned to other packing instructions, the packages shall be capable of withstanding very low temperatures and shall not be affected or significantly weakened by the coolant or conditioner. Packages shall be designed and constructed to permit the release of gas to prevent a build-up of pressure that could rupture the packaging. The dangerous goods shall be packed in such a way as to prevent movement after the dissipation of any coolant or conditioner.
- 5.5.3.3.3 Packages containing a coolant or conditioner shall be carried in well ventilated vehicles, wagons and containers. Marking according to 5.5.3.6 is not required in this case.

Ventilation is not required, and marking according to 5.5.3.6 is required, if:

- the load compartment is insulated, refrigerated or mechanically refrigerated equipment, for example as defined in the Agreement on the International Carriage of Perishable Foodstuffs and on the Special Equipment to be Used for such Carriage (ATP) and separated from the driver's cab;
- for vehicles, gas exchange between the load compartment and the driver's cab is prevented.

**NOTE:** In this context "well ventilated" means there is an atmosphere where the carbon dioxide concentration is below 0.5% by volume and the oxygen concentration is above 19.5% by volume.

### **5.5.3.4** *Marking of packages containing a coolant or conditioner*

- 5.5.3.4.1 Packages containing dangerous goods used for cooling or conditioning shall be marked with the name indicated in Column (2) of Table A of Chapter 3.2 of these dangerous goods followed by the words "AS COOLANT" or "AS CONDITIONER" as appropriate in an official language of the country of origin and also, if that language is not English, French or German, in English, French or German, unless agreements concluded between the countries concerned in the transport operation provide otherwise.
- 5.5.3.4.2 The marks shall be durable, legible and placed in such a location and of such a size relative to the package as to be readily visible.

### **5.5.3.5** *Vehicles, wagons and containers containing unpackaged dry ice*

- 5.5.3.5.1 If dry ice in unpackaged form is used, it shall not come into direct contact with the metal structure of a vehicle, wagon or container to avoid embrittlement of the metal. Measures shall be taken to provide adequate insulation between the dry ice and the vehicle, wagon or container by providing a minimum of 30 mm separation (e.g. by using suitable low heat conducting materials such as timber planks, pallets etc).
- 5.5.3.5.2 Where dry ice is placed around packages, measures shall be taken to ensure that packages remain in the original position during carriage after the dry ice has dissipated.

### **5.5.3.6** *Marking of vehicles, wagons and containers*

- 5.5.3.6.1 Vehicles, wagons and containers containing dangerous goods used for cooling or conditioning purposes that are not well ventilated shall be marked with a warning mark, as specified in 5.5.3.6.2, affixed at each access point in a location where it will be easily seen

Copyright © United Nations, 2019. All rights reserved


by persons opening or entering the vehicle, wagon or container. This mark shall remain on the vehicle, wagon or container until the following provisions are met:

- (a) The vehicle, wagon or container has been well ventilated to remove harmful concentrations of coolant or conditioner; and
- (b) The cooled or conditioned goods have been unloaded.

As long as the vehicle, wagon or container is marked, the necessary precautions have to be taken before entering it. The necessity of ventilating through the cargo doors or other means (e.g. forced ventilation) has to be evaluated and included in training of the involved persons.

5.5.3.6.2 The warning mark shall be as shown in Figure 5.5.3.6.2.

Figure 5.5.3.6.2



Coolant/conditioning warning mark for vehicles, wagons and containers

\* Insert the name indicated in column (2) of Table A of Chapter 3.2 of the coolant/conditioner. The lettering shall be in capitals, all be on one line and shall be at least 25 mm high. If the length of the proper shipping name is too long to fit in the space provided, the lettering may be reduced to the maximum size possible to fit. For example: "CARBON DIOXIDE, SOLID".

\*\* Insert "AS COOLANT" or "AS CONDITIONER" as appropriate. The lettering shall be in capitals, all be on one line and be at least 25 mm high.

The mark shall be a rectangle. The minimum dimensions shall be 150 mm wide x 250 mm high. The word "WARNING" shall be in red or white and be at least 25 mm high. Where dimensions are not specified, all features shall be in approximate proportion to those shown.

Copyright © United Nations, 2019. All rights reserved

The word "WARNING" and the words "AS COOLANT" or "AS CONDITIONER", as appropriate, shall be in an official language of the country of origin and also, if that language is not English, French or German, in English, French or German, unless agreements concluded between the countries concerned in the transport operation provide otherwise.

**5.5.3.7      *Documentation***

5.5.3.7.1      Documents (such as a bill of lading, cargo manifest or CMR/CIM/CMNI consignment note) associated with the carriage of vehicles, wagons or containers containing or having contained substances used for cooling or conditioning purposes and that have not been completely ventilated before carriage shall include the following information:

- (a)      The UN number preceded by the letters "UN"; and
- (b)      The name indicated in Column (2) of Table A of Chapter 3.2 followed by the words "AS COOLANT" or "AS CONDITIONER" as appropriate in an official language of the country of origin and also, if that language is not English, French or German, in English, French or German, unless agreements, if any, concluded between the countries concerned in the transport operation provide otherwise.

For example: UN 1845, CARBON DIOXIDE, SOLID, AS COOLANT.

5.5.3.7.2      The transport document may be in any form, provided it contains the information required in 5.5.3.7.1. This information shall be easy to identify, legible and durable.

Copyright © United Nations, 2019. All rights reserved

## **PART 6**

### **Requirements for the construction and testing of packagings (including IBCs and large packagings), tanks and bulk cargo transport units**

Copyright © United Nations, 2019. All rights reserved

Copyright © United Nations, 2019. All rights reserved

## CHAPTER 6.1

### GENERAL REQUIREMENTS

- 6.1.1 Packagings (including IBCs and large packagings) and tanks shall meet the following requirements of ADR in respect of construction and testing:
- Chapter 6.1: Requirements for the construction and testing of packagings;
  - Chapter 6.2: Requirements for the construction and testing of pressure receptacles, aerosol dispensers, small receptacles containing gas (gas cartridges) and fuel cell cartridges containing liquefied flammable gas;
  - Chapter 6.3: Requirements for the construction and testing of packagings for Class 6.2 infectious substances of category A;
  - Chapter 6.4: Requirements for the construction, testing and approval of packages and material of Class 7;
  - Chapter 6.5: Requirements for the construction and testing of intermediate bulk containers (IBCs);
  - Chapter 6.6: Requirements for the construction and testing of large packagings;
  - Chapter 6.7: Requirements for the design, construction, inspection and testing of portable tanks and UN multiple-element gas containers (MEGCs);
  - Chapter 6.8: Requirements for the construction, equipment, type approval, inspections and tests, and marking of fixed tanks (tank-vehicles), demountable tanks and tank-containers and tank swap bodies, with shell made of metallic materials and battery-vehicles and multiple element gas containers (MEGCs);
  - Chapter 6.9: Requirements for the design, construction, equipment, type approval, testing and marking of fibre-reinforced plastics (FRP) fixed tanks (tank-vehicles), demountable tanks, tank-containers and tank swap bodies;
  - Chapter 6.10: Requirements for the construction, equipment, type approval, inspection and marking of vacuum-operated waste tanks;
  - Chapter 6.11: Requirements for the design, construction, inspection and testing of bulk containers;
  - Chapter 6.12: Requirements for the construction, equipment, type approval, inspections and tests, and marking of tanks, bulk containers and special compartments for explosives of mobile explosive manufacturing units (MEMUs).
- 6.1.2 Portable tanks may also meet the requirements of Chapter 6.7 or, if appropriate, Chapter 6.9 of the IMDG Code.
- 6.1.3 Tank-vehicles may also meet the requirements of Chapter 6.8 of the IMDG Code.
- 6.1.4 Tank wagons, with fixed or demountable tanks and battery-wagons shall meet the requirements of Chapter 6.8 of the RID.

Copyright © United Nations, 2019. All rights reserved

- 6.1.5 Bodies of vehicles for bulk carriage shall, if necessary, meet the requirements of Chapter 6.11 or of Chapter 9.5 of ADR.
- 6.1.6 When the provisions of 7.3.1.1 (a) of RID or ADR are applied, the bulk containers shall meet the requirements of Chapter 6.11 of RID or ADR.



Copyright © United Nations, 2019. All rights reserved

## **PART 7**

### **Requirements concerning loading, carriage, unloading and handling of cargo**

Copyright © United Nations, 2019. All rights reserved

Copyright © United Nations, 2019. All rights reserved

## CHAPTER 7.1

### DRY CARGO VESSELS

#### **7.1.0 General requirements**

7.1.0.1 The provisions of 7.1.0 to 7.1.7 are applicable to dry cargo vessels.

7.1.0.2 to 7.1.0.99 *(Reserved)*

#### **7.1.1 Mode of carriage of goods**

7.1.1.1 to 7.1.1.9 *(Reserved)*

##### **7.1.1.10 Carriage of packages**

Unless otherwise specified, the masses given for packages shall be the gross masses. When packages are carried in containers or vehicles, the mass of the container or vehicle shall not be included in the gross mass of such packages.

##### **7.1.1.11 Carriage in bulk**

Carriage of dangerous goods in bulk shall be prohibited except where this mode of carriage is explicitly authorized in column (8) of Table A of Chapter 3.2. The code “B” shall then appear in this column.

##### **7.1.1.12 Ventilation**

The ventilation of holds is required only if it is prescribed in 7.1.4.12 or by an additional requirement “VE ...” in column (10) of Table A of Chapter 3.2.

##### **7.1.1.13 Measures to be taken prior to loading**

Additional measures to be taken prior to loading are required only if prescribed in 7.1.4.13 or by an additional requirement “LO ...” in column (11) of Table A of Chapter 3.2.

##### **7.1.1.14 Handling and stowage of cargo**

During the handling and stowage of cargo additional measures are required only if prescribed in 7.1.4.14 or by an additional requirement “HA ...” in column (11) of Table A of Chapter 3.2.

7.1.1.15 *(Reserved)*

##### **7.1.1.16 Measures to be taken during loading, carriage, unloading and handling of cargo**

The additional measures to be taken during loading, carriage, unloading and handling of cargo are required only if prescribed in 7.1.4.16 or by an additional requirement “IN ...” in column (11) of Table A of Chapter 3.2.

7.1.1.17 *(Reserved)*

Copyright © United Nations, 2019. All rights reserved

**7.1.1.18**      *Carriage in containers, in bulk containers, in intermediate bulk containers (IBCs) and in large packagings, in MEGCs, in portable tanks and in tank-containers*

The carriage of containers, bulk containers, IBCs, large packagings, MEGCs, portable tanks and tank-containers shall be in accordance with the provisions applicable to the carriage of packages.

**7.1.1.19**      *Vehicles and wagons*

The carriage of vehicles and wagons shall be in accordance with the provisions applicable to the carriage of packages.

**7.1.1.20**      *(Reserved)*

**7.1.1.21**      *Carriage in cargo tanks*

The carriage of dangerous goods in cargo tanks in dry-cargo vessels is prohibited.

**7.1.1.22 to 7.1.1.99**      *(Reserved)*

**7.1.2**            **Requirements applicable to vessels**

**7.1.2.0**            *Permitted vessels*

**7.1.2.0.1**        Dangerous goods may be carried in quantities not exceeding those indicated in 7.1.4.1.1, or, if applicable, in 7.1.4.1.2:

- In dry cargo vessels conforming to the applicable construction requirements of 9.1.0.0 to 9.1.0.79; or
- In seagoing vessels conforming to the applicable construction requirements of 9.1.0.0 to 9.1.0.79, or otherwise to the requirements of 9.2.0 to 9.2.0.79.

**7.1.2.0.2**        Dangerous goods of classes 2, 3, 4.1, 4.2, 4.3, 5.1, 5.2, 6.1, 7, 8 or 9, with the exception of those for which a No. 1 model label is required in column (5) of table A of Chapter 3.2, may be carried in quantities greater than those indicated in 7.1.4.1.1 and 7.1.4.1.2:

- In double-hull dry cargo vessels conforming to the applicable construction requirements of 9.1.0.80 to 9.1.0.95; or
- In double-hull seagoing vessels conforming to the applicable construction requirements of 9.1.0.80 to 9.1.0.95, or otherwise to the requirements of 9.2.0 to 9.2.0.95.

**7.1.2.1 to 7.1.2.4**      *(Reserved)*

**7.1.2.5**            *Instructions for the use of devices and installations*

Where specific safety rules have to be complied with when using any device or installation, instructions for the use of the particular device or installation shall be readily available for consultation at appropriate places on board in the language normally spoken on board and also if that language is not English, French or German, in English, French or German unless agreements concluded between the countries concerned in the transport operation provide otherwise.

**7.1.2.6 to 7.1.2.18**      *(Reserved)*

**7.1.2.19      *Pushed convoys and side-by-side formations***

7.1.2.19.1      Where at least one vessel of a convoy or side-by-side formation is required to be in possession of a certificate of approval for the carriage of dangerous goods, all vessels of such convoy or side-by-side formation shall be provided with an appropriate certificate of approval.

Vessels not carrying dangerous goods shall comply with the requirements of the following paragraphs:

1.16.1.1, 1.16.1.2, 1.16.1.3, 1.16.1.4, 7.1.2.5, 8.1.4, 8.1.5, 8.1.6.1, 8.1.6.3, 8.1.7, 8.3.5, 9.1.0.0, 9.1.0.12.3, 9.1.0.12.4, 9.1.0.17.2, 9.1.0.17.3, 9.1.0.31, 9.1.0.32.2, 9.1.0.34, 9.1.0.40.2, 9.1.0.41, 9.1.0.51, 9.1.0.52, 9.1.0.71 and 9.1.0.74.

7.1.2.19.2      For the purposes of the application of the provisions of this Chapter with the exception of 7.1.4.1.1 and 7.1.4.1.2, the entire pushed convoy or the side-by-side formation shall be deemed to be a single vessel.

7.1.2.20 to 7.1.2.99      *(Reserved)*

**7.1.3      General service requirements****7.1.3.1      *Access to holds, double-hull spaces and double bottoms; inspections***

7.1.3.1.1      Access to the holds is not permitted except for the purpose of loading or unloading and carrying out inspections or cleaning work.

7.1.3.1.2      Access to the double-hull spaces and the double bottoms is not permitted while the vessel is under way.

7.1.3.1.3      If the concentration of gases and vapours given off by the cargo or the oxygen content of the air in holds, double-wall spaces or double bottoms has to be measured before entry, the results of these measurements shall be recorded in writing. The measurement may only be effected by an expert referred to in 8.2.1.2, equipped with suitable breathing apparatus for the substance carried.

Entry into the spaces is not permitted for the purpose of measuring.

**7.1.3.1.4      *Carriage of cargo in bulk or without packaging***

If a vessel carries dangerous goods in bulk or without packaging in its holds for which EX and/or TOX appears in column (9) of Table A of Chapter 3.2, the concentration of flammable and/or toxic gases and vapours given off by the cargo in these holds and adjacent holds shall be measured before any person enters these holds.

7.1.3.1.5      Entry into holds where dangerous goods are carried in bulk or without packaging as well as entry into double-hull spaces and double bottoms is only permitted if:

- the concentration of flammable gases and vapours given off by the cargo in the hold, double hull space or double bottom is below 10% of the LEL, the concentration of toxic gases and vapours given off by the cargo is below national accepted exposure levels, and the percentage of oxygen is between 20 and 23.5 vol %; or
- the concentration of flammable gases and vapours given off by the cargo is below 10% of the LEL, and the person entering the space wears a self-contained breathing apparatus and other necessary protective and rescue equipment, and is secured by a line. Entry into these spaces is only permitted if this operation is supervised by a second person for whom the same equipment is readily at hand. Another two persons

Copyright © United Nations, 2019. All rights reserved

capable of giving assistance in an emergency shall be on the vessel within calling distance.

In deviation of 1.1.4.6, more stringent national legislation on the entry into holds shall take precedence over the ADN.

7.1.3.1.6 *Carriage in packages*

In case of suspected damage to packages, the concentration of flammable and/or toxic gases and vapours given off by the cargo in holds containing dangerous goods of Classes 2, 3, 4.3, 5.2, 6.1 and 8 for which EX and/or TOX appears in column (9) of Table A of Chapter 3.2, shall be measured before any person enters these holds.

7.1.3.1.7 Entry into holds where damage is suspected to packages in which dangerous goods of Classes 2, 3, 4.3, 5.2, 6.1 and 8 are carried as well as entry into double-hull spaces and double bottoms is only permitted if:

- the concentration of flammable gases and vapours given off by the cargo in the hold, double hull space or double bottom is below 10% of the LEL, the concentration of toxic gases and vapours given off by the cargo is below national accepted exposure levels, and the percentage of oxygen is between 20 and 23,5 vol %; or
- the concentration of flammable gases and vapours given off by the cargo in the hold is below 10% of the LEL and the person entering the space wears a self-contained breathing apparatus and other necessary protective and rescue equipment and is secured by a line. Entry into these spaces is only permitted if this operation is supervised by a second person for whom the same equipment is readily at hand. Another two persons capable of giving assistance in an emergency shall be on the vessel within calling distance.

In deviation of 1.1.4.6, more stringent national legislation on the entry into holds shall take precedence over the ADN.

7.1.3.2 to 7.1.3.14 *(Reserved)*

7.1.3.15 *Expert on board the vessel*

When dangerous goods are carried, the responsible master shall at the same time be an expert according to 8.2.1.2.

**NOTE:** Which master of the vessel's crew is the responsible master shall be determined and documented on board by the carrier. If there is no such determination, the requirement applies to every master.

*By derogation from this, for the loading and unloading of dangerous goods in a barge, it is sufficient that the person who is responsible for loading and unloading and for ballasting of the barge has the expertise required according to 8.2.1.2.*

7.1.3.16 All measurements on board the vessel shall be performed by an expert according to 8.2.1.2, unless provided otherwise in the Regulations annexed to ADN. The results of the measurements shall be recorded in writing in the book according to 8.1.2.1 (g).

7.1.3.17 to 7.1.3.19 *(Reserved)*

7.1.3.20 *Water ballast*

Double-hull spaces and double bottoms may be used for water ballast.

Copyright © United Nations, 2019. All rights reserved

7.1.3.21 *(Reserved)*

**7.1.3.22 *Opening of holds***

7.1.3.22.1 Dangerous goods shall be protected against the influences of weather and against spray water except during loading and unloading or during inspection.

This provision does not apply when dangerous goods are loaded in sprayproof containers, IBCs, or large packagings, or in MEGCs, portable tanks, tank-containers, vehicles or wagons which are closed or sheeted.

7.1.3.22.2 Where dangerous goods are carried in bulk, the holds shall be covered with hatch covers.

7.1.3.23 to 7.1.3.30 *(Reserved)*

**7.1.3.31 *Engines***

The use of engines running on fuels having a flashpoint equal to or lower than 55 °C (e.g. petrol engines) is prohibited. This provision does not apply to:

- the petrol-operated outboard motors of lifeboats;
- the propulsion and auxiliary systems which meet the requirements of Chapter 30 and Annex 8, Section 1 of the European Standard laying down Technical Requirements for Inland Navigation vessels (ES-TRIN) as amended.<sup>1</sup>

If a substance is carried in bulk and has in column (9) of Table A of Chapter 3.2 an entry “EX” then:

- Outboard motors and their fuel tanks shall be carried on board only outside the protected area; and
- Mechanical inflation devices, outboard motors and their electrical installations shall be put into operation only outside the protected area.

**7.1.3.32 *Oil fuel tanks***

Double bottoms with a height of at least 0.6 m may be used as oil fuel tanks provided that they have been constructed in accordance with Chapters 9.1 or 9.2.

7.1.3.33 to 7.4.3.40 *(Reserved)*

**7.1.3.41 *Smoking, fire or naked light***

7.1.3.41.1 Smoking, including electronic cigarettes and other similar devices, fire and naked light are prohibited on board the vessel.

This prohibition shall be displayed on notice boards at appropriate places.

The prohibition does not apply in the accommodation or the wheelhouse, provided that their windows, doors, skylights and hatches are closed or the ventilation system is adjusted to guarantee an overpressure of at least 0.1 kPa.

7.1.3.41.2 Heating, cooking and refrigerating appliances shall not be fuelled with liquid fuels, liquid gas or solid fuels.

<sup>1</sup> As available on the website of the Comité Européen pour l'Élaboration de Standards dans le Domaine de Navigation Intérieure – CESNI, <https://www.cesni.eu/en/documents/es-trin/>.

Copyright © United Nations, 2019. All rights reserved

Cooking and refrigerating appliances may only be used in the accommodation and in the wheelhouse.

- 7.1.3.41.3 Heating appliances or boilers fuelled with liquid fuels having a flash-point above 55° C which are installed in the engine room or in another suitable space may, however, be used.

**7.1.3.42 *Heating of holds***

The heating of holds or the operation of a heating system in the holds is prohibited.

- 7.1.3.43 *(Reserved)*

**7.1.3.44 *Cleaning operations***

The use of liquids having a flash-point below 55° C for cleaning purposes is prohibited.

- 7.1.3.45 to 7.1.3.50 *(Reserved)*

**7.1.3.51 *Electrical and non-electrical installations and equipment***

- 7.1.3.51.1 The electrical and non-electrical installations and equipment shall be properly maintained.

- 7.1.3.51.2 The use of movable electric cables is prohibited in the protected area. This provision does not apply to the electric cables referred to in 9.1.0.53.5.

Movable electric cables must undergo visual inspection each time before use. They must be installed in such a way as to ensure that they are not at risk of damage. Connectors must be located outside of the protected area.

The use of electric cables to connect the power network of a vessel to a land-based power network is not permitted:

- During the loading or unloading of substances that have an entry “EX” in column (9) of Table A of Chapter 3.2; or
- When the vessel is located immediately adjacent to or within an onshore assigned zone.

- 7.1.3.51.3 The sockets for connecting the signal lights and gangway lighting and for connecting containers, submerged pumps, hatch cover gantries, or hold fans shall not be live except when the signal lights or the gangway lighting are switched on or when the containers or the submerged pumps or the hatch cover gantries or hold fans are in operation. Connecting or disconnecting shall only be possible when the sockets are not live.

- 7.1.3.51.4 The electrical installations and equipment in the holds shall be kept switched off and protected against unintentional connection.

This provision does not apply to permanently installed electrical cables passing through the holds, to movable electrical cables connecting containers stowed according to 7.1.4.4.4, or to electrical installations and equipment fulfilling the requirements for use in zone 1.

- 7.1.3.51.5 During a stay in the immediate vicinity of or within an onshore assigned zone, electrical and non-electrical installations and equipment not fulfilling the requirements of 9.1.0.52.1 or that may have a surface temperature higher than 200 °C (marked in red according to 9.1.0.51 and 9.1.0.52.2) shall be switched off and cooled down to below 200 °C, or the measures mentioned in 7.1.3.51.6 shall be taken.



Copyright © United Nations, 2019. All rights reserved

7.1.3.51.6 7.1.3.51.5 does not apply in accommodation, wheelhouse and service spaces located outside the protected area if:

- (a) The ventilation system is adjusted to guarantee an overpressure of at least 0.1 kPa; and
- (b) The gas detection system is switched on, taking measurements continuously.

7.1.3.51.7 Installations and equipment referred to in 7.1.3.51.5 that have been switched off during loading or unloading or during a stay in the immediate vicinity of or within an onshore assigned zone may only be switched on again when:

- (a) The vessel is no longer in the vicinity of or within the onshore assigned zone; or
- (b) A concentration of less than 10% of the LEL of n-Hexane is reached in the wheelhouse, accommodation and service spaces located outside the protected area.

The results of the measurements shall be recorded in writing.

7.1.3.51.8 If vessels are not able to meet the requirements of 7.1.3.51.5 and 7.1.3.51.6, they are not permitted to remain in the immediate vicinity of or within an onshore assigned zone. The competent authority may allow exceptions in individual cases.

7.1.3.52 to 7.1.3.69 (Reserved)

#### **7.1.3.70 Aerials, lightning conductors, wire cables and masts**

7.1.3.70.1 No part of an aerial for electronic apparatus, no lightning conductor and no wire cable shall be situated above the holds.

7.1.3.70.2 No part of aerials for radiotelephones shall be located within 2.00 m from substances or articles of Class 1.

7.1.3.71 to 7.1.3.99 (Reserved)

#### **7.1.4 Additional requirements concerning loading, carriage, unloading and other handling of the cargo**

##### **7.1.4.1 Limitation of the quantities carried**

7.1.4.1.1 Subject to 7.1.4.1.3, the following gross masses shall not be exceeded on any vessel. For pushed convoys and side-by-side formations this gross mass applies to each unit of the convoy or formation.

##### ***Class 1***

All substances and articles of Division 1.1 of compatibility group A	90 kg <sup>1</sup>
All substances and articles of Division 1.1 of compatibility groups B, C, D, E, F, G, J or L	15,000 kg <sup>2</sup>
All substances and articles of Division 1.2 of compatibility groups B, C, D, E, F, G, H, J or L	50,000 kg
All substances and articles of Division 1.3 of compatibility groups C, G, H, J or L	300,000 kg <sup>3</sup>
All substances and articles of Division 1.4 of compatibility groups B, C, D, E, F, G or S	1,100,000 kg
All substances of Division 1.5 of compatibility group D	15,000 kg <sup>2</sup>

Copyright © United Nations, 2019. All rights reserved

All articles of Division 1.6 of compatibility group N	300,000 kg <sup>3</sup>
Empty packagings, uncleaned	1,100,000 kg

**Note:**

<sup>1</sup> In not less than three batches of a maximum of 30 kg each, distance between batches not less than 10.00 m.

<sup>2</sup> In not less than three batches of a maximum of 5 000 kg each, distance between batches not less than 10.00 m.

<sup>3</sup> Not more than 100,000 kg per hold. A wooden partition is permitted for subdividing a hold.

**Class 2**

All goods for which label No. 2.1 is required in column (5) of Table A of Chapter 3.2: total	300 000 kg
All goods for which label No. 2.3 is required in column (5) of Table A of Chapter 3.2: total	120 000 kg
Other goods	No limitation

**Class 3**

All goods for which label No. 6.1 is required in column (5) of Table A of Chapter 3.2: total	120 000 kg
Other goods: total	300 000 kg

**Class 4.1**

UN Nos. 3221, 3222, 3231 and 3232, total	15 000 kg
All goods of packing group I; all goods of packing group II for which label No. 6.1 is required in column (5) of Table A of Chapter 3.2; self-reactive substances of types C, D, E and F (UN Nos. 3223 to 3230 and 3233 to 3240); other substances of classification code SR1 or SR2 (UN Nos. 2956, 3241, 3242 and 3251); and desensitized explosive substances of packing group II (UN Nos. 2907, 3319 and 3344): total	120 000 kg
Other goods	No limitation

**Class 4.2**

All goods of packing groups I or II for which label No. 6.1 is required in column (5) of Table A of Chapter 3.2: total	300 000 kg
Other goods	No limitation

**Class 4.3**

All goods of packing groups I or II for which label No. 3, 4.1 or 6.1 is required in column (5) of Table A of Chapter 3.2: total	300 000 kg
Other goods	No limitation

**Class 5.1**

All goods of packing groups I or II for which label No. 6.1 is required in column (5) of Table A of Chapter 3.2: total	300 000 kg
Other goods	No limitation

**Class 5.2**

UN Nos. 3101, 3102, 3111 and 3112: total	15 000 kg
Other goods: total	120 000 kg

Copyright © United Nations, 2019. All rights reserved

**Class 6.1**

All goods of packing group I: total	120 000 kg
All goods of packing group II: total	300 000 kg
All goods carried in bulk	0 kg
Other goods	No limitation

**Class 7**

UN Nos. 2912, 2913, 2915, 2916, 2917, 2919, 2977, 2978 and 3321 to 3333	0 kg
Other goods	No limitation

**Class 8**

All goods of packing group I; goods of packing group II for which label No. 3 or 6.1 is required in column (5) of Table A in Chapter 3.2: total	300 000 kg
Other goods	No limitation

**Class 9**

All goods of packing group II: total	300 000 kg
UN No. 3077, for goods carried in bulk and classified as hazardous to the aquatic environment, categories Acute 1 or Chronic 1, in accordance with 2.4.3:	0 kg
Other goods	No limitation

7.1.4.1.2 Subject to 7.1.4.1.3, the maximum quantity of dangerous goods permitted on board a vessel or on board each unit of a pushed convoy or side-by-side formation is 1,100,000 kg.

7.1.4.1.3 The limitations of 7.1.4.1.1 and 7.1.4.1.2 shall not apply in the case of transport of dangerous goods of classes 2, 3, 4.1, 4.2, 4.3, 5.1, 5.2, 6.1, 7, 8 and 9, except of those for which a label of Model No 1 is required in column (5) of Table A of Chapter 3.2, on board double-hull vessels complying with the additional requirements of 9.1.0.88 to 9.1.0.95 or 9.2.0.88 to 9.2.0.95.

7.1.4.1.4 Where substances and articles of different divisions of Class 1 are loaded in a single vessel in conformity with the provisions for prohibition of mixed loading of 7.1.4.3.3 or 7.1.4.3.4, the entire load shall not exceed the smallest maximum mass given in 7.1.4.1.1 above for the goods of the most dangerous division loaded, the order of precedence being 1.1, 1.5, 1.2, 1.3, 1.6, 1.4.

7.1.4.1.5 *(Deleted)*

7.1.4.1.6 For activity limits, transport index (TI) limits and criticality safety indices (CSI) in the case of the carriage of radioactive material, see 7.1.4.14.7.

**7.1.4.2 Prohibition of mixed loading (bulk)**

Vessels carrying substances of Class 5.1 in bulk shall not carry any other goods.

**7.1.4.3 Prohibition of mixed loading (packages in holds)**

7.1.4.3.1 Goods of different classes shall be separated by a minimum horizontal distance of 3.00 m. They shall not be stowed one on top of the other.

7.1.4.3.2 Irrespective of the quantity, dangerous goods for which marking with two blue cones or two blue lights is prescribed in column (12) of Table A of Chapter 3.2 shall not be stowed in the

Copyright © United Nations, 2019. All rights reserved

same hold together with flammable goods for which marking with one blue cone or one blue light is prescribed in column (12) of Table A of Chapter 3.2.

7.1.4.3.3 Packages containing substances or articles of Class 1 and packages containing substances of Classes 4.1 or 5.2 for which marking with three blue cones or three blue lights is prescribed in column (12) of Table A of Chapter 3.2 shall be separated by a distance of not less than 12 m from goods of all other classes.

7.1.4.3.4 Substances and articles of Class 1 shall not be stowed in the same hold, except as indicated in the following table:

Compatibility group	A	B	C	D	E	F	G	H	J	L	N	S
A	X	-	-	-	-	-	-	-	-	-	-	-
B	-	X	-	<sup>1/</sup>	-	-	-	-	-	-	-	X
C	-	-	X	X	X	-	X	-	-	-	<sup>2/</sup> , <sup>3/</sup>	X
D	-	<sup>1/</sup>	X	X	X	-	X	-	-	-	<sup>2/</sup> , <sup>3/</sup>	X
E	-	-	X	X	X	-	X	-	-	-	<sup>2/</sup> , <sup>3/</sup>	X
F	-	-	-	-	-	X	-	-	-	-	-	X
G	-	-	X	X	X	-	X	-	-	-	-	X
H	-	-	-	-	-	-	-	X	-	-	-	X
J	-	-	-	-	-	-	-	-	X	-	-	X
L	-	-	-	-	-	-	-	-	-	<sup>4/</sup>	-	-
N	-	-	<sup>2/</sup> , <sup>3/</sup>	<sup>2/</sup> , <sup>3/</sup>	<sup>2/</sup> , <sup>3/</sup>	-	-	-	-	-	<sup>2/</sup>	X
S	-	X	X	X	X	X	X	X	X	-	X	X

“X” indicates that explosive substances or articles of corresponding compatibility groups in accordance with Part 2 of these Regulations may be stowed in the same hold.

<sup>1/</sup> Packages containing articles assigned to compatibility group B or substances or articles assigned to compatibility group D may be loaded together in the same hold provided that they are carried in closed containers, vehicles or wagons.

<sup>2/</sup> Different categories of articles of Division 1.6, compatibility group N, may be carried together as articles of Division 1.6, compatibility group N, only when it is proven by testing or analogy that there is no additional risk of sympathetic detonation between the articles. Otherwise they should be treated as hazard Division 1.1.

<sup>3/</sup> When articles of compatibility group N are carried with substances or articles of compatibility groups C, D or E, the articles of compatibility group N should be considered as having the characteristics of compatibility group D.

<sup>4/</sup> Packages with substances or articles of compatibility group L may be stowed in the same hold with packages containing the same type of substances or articles of the same compatibility group.

7.1.4.3.5 For the carriage of material Class 7 (UN Nos. 2916, 2917, 3323, 3328, 3329 and 3330) in Type B(U) or Type B(M) or Type C packages, the controls, restrictions or provisions specified in the competent authority approval certificate shall be complied with.

7.1.4.3.6 For the carriage of material of Class 7 under special arrangement (UN Nos. 2919 and 3331), the special provisions specified by the competent authority shall be met. In particular, mixed loading shall not be permitted unless specifically authorized by the competent authority.

#### 7.1.4.4 **Prohibition of mixed loading (containers, vehicles, wagons)**

7.1.4.4.1 7.1.4.3 shall not apply to packages stowed in containers, vehicles or wagons in accordance with international regulations.

7.1.4.4.2 7.1.4.3 shall not apply to:

- closed containers;
- closed vehicles and closed wagons;

Copyright © United Nations, 2019. All rights reserved

- tank-containers, portable tanks and MEGCs;
- tank-vehicles and tank-wagons.

7.1.4.4.3 For containers other than those referred to in paragraph 7.1.4.4.1 and 7.1.4.4.2 above the separation distance required by 7.1.4.3.1 may be reduced to 2.40 m (width of container).

7.1.4.4.4 The electrical installations and equipment fitted to the outside of a closed container may be connected with removable electrical cables in accordance with the provisions of 9.1.0.53.5 or be put into operation provided that:

- (a) These electrical installations and equipment are appropriate at least for use in zone 1 and comply with the requirements for temperature class T4 and explosion group II B; or that
- (b) These electrical installations and equipment do not fulfil the requirements referred to in (a), but are sufficiently separated from other containers containing substances of:
  - Class 2 for which a label No. 2.1 is required in column (5) of Table A of Chapter 3.2;
  - Class 3, packing group I or II;
  - Class 4.3;
  - Class 6.1; packing group I or II, with an additional hazard of Class 4.3;
  - Class 8, packing group I, with an additional hazard of Class 3; and
  - Class 8, packing group I or II, with an additional hazard of Class 4.3.

This condition is deemed to be met if no container containing the above-mentioned substances is stowed within an area of cylindrical form with a radius of 2.40 m around the electrical installations and equipment and an unlimited vertical extension.

The requirements of subparagraphs (a) and (b) need not be complied with if containers with the electrical installations or equipment which do not meet the requirements for use in explosion hazardous areas and the containers containing the above-mentioned substances are stowed in separate holds.

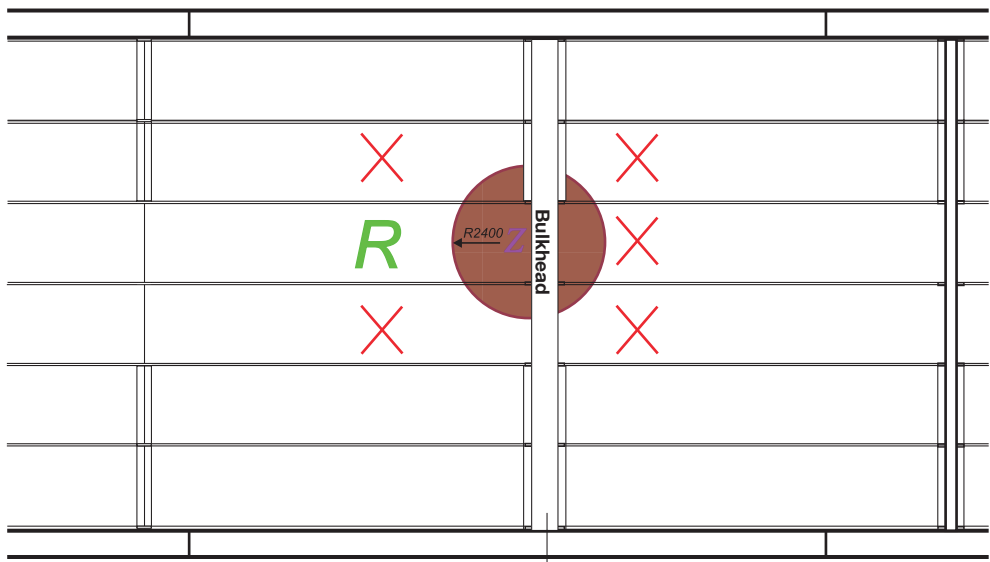
Examples of stowage and segregation of containers

Legend

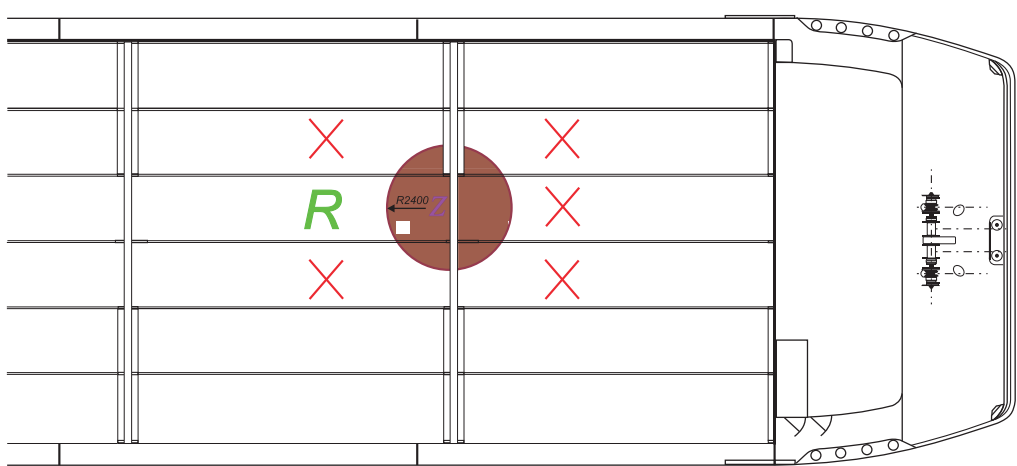
- R Container (e.g. reefer) with electrical equipment which is not of a certified safe type.
- Z Electrical equipment which is not of a certified safe type.
- X Container not allowed when containing dangerous substances for which sufficient separation is required.

Copyright © United Nations, 2019. All rights reserved

Top view  
1. On deck

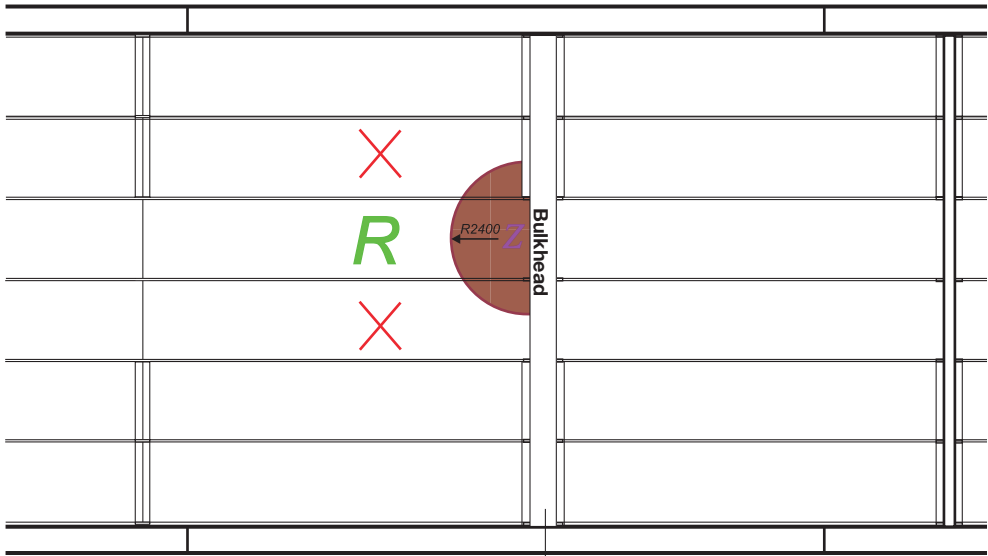


Top view  
2. In the hold

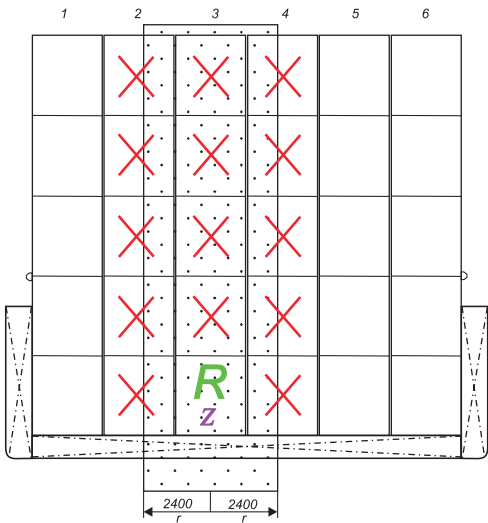


Copyright © United Nations, 2019. All rights reserved

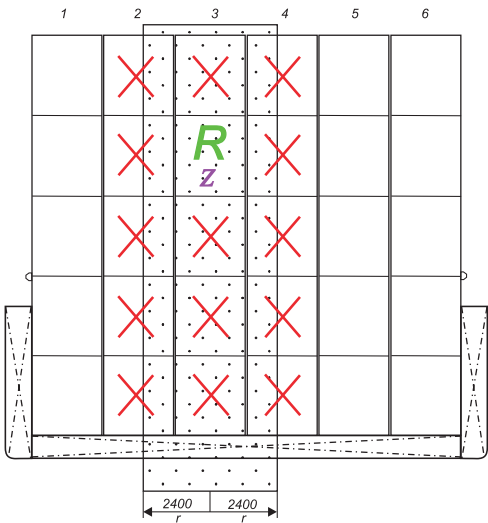
Top view  
2. In the hold



Front view



Front view



7.1.4.4.5 Electrical installations and equipment fitted on an open container may not be connected with removable electrical cables in accordance with the provisions of 9.1.0.53.5 or be used unless they are appropriate at least for use in zone 1 and they comply with the requirements for temperature class T4 and explosion group II B, or the container is loaded in a hold free of containers containing substances mentioned in 7.1.4.4.4 (b).

Copyright © United Nations, 2019. All rights reserved

**7.1.4.5      *Prohibition of mixed loading (seagoing vessels; inland navigation vessels carrying containers)***

For seagoing vessels and inland waterway vessels, where the latter only carry containers, the prohibition of mixed loading shall be deemed to have been met if the stowage and segregation requirements of the IMDG Code have been complied with.

**7.1.4.6      *(Reserved)***

**7.1.4.7      *Places of loading and unloading***

7.1.4.7.1      The dangerous goods shall be loaded or unloaded only at the places designated or approved for this purpose by the competent authority. In those places the means of evacuation mentioned in subsection 7.1.4.77 should be made available. Otherwise trans-shipment is permitted only with the authorization of the competent authority.

7.1.4.7.2      When substances or articles of Class 1 and substances of Classes 4.1 or 5.2 for which marking with three blue cones or three blue lights is prescribed in column (12) of Table A of Chapter 3.2 are on board, no goods of any kind may be loaded or unloaded except at the places designated or permitted for this purpose by the competent authority.

7.1.4.7.3      If a zone is assigned onshore at the loading or unloading station, the vessel is only authorized to stay in its immediate vicinity or within the zone if it meets the requirements of 9.1.0.12.3 (b) or (c), 9.1.0.51, 9.1.0.52.1 and 9.1.0.52.2. The competent authority may allow exceptions in individual cases.

**7.1.4.8      *Time and duration of loading and unloading operations***

7.1.4.8.1      Loading and unloading operations of substances or articles of Class 1 and substances of Classes 4.1 or 5.2 for which marking with three blue cones or three blue lights is prescribed in column (12) of Table A of Chapter 3.2 shall not start without permission in writing from the competent authority. This provision also applies to loading or unloading of other goods when substances or articles of Class 1 or substances of Classes 4.1 or 5.2 for which marking with three blue cones or three blue lights is prescribed in column (12) of Table A of Chapter 3.2 are on board.

7.1.4.8.2      Loading and unloading operations of substances or articles of Class 1 and substances of Classes 4.1 or 5.2, for which marking with three blue cones or three blue lights is prescribed in column (12) of Table A of Chapter 3.2, shall be suspended in the event of a storm.

**7.1.4.9      *Cargo transhipment operations***

Partial or complete cargo transhipment into another vessel without permission from the competent authority is prohibited outside a cargo transhipment place approved for this purpose.

*Note:* For transhipment to means of transport of another mode see 7.1.4.7.1.

**7.1.4.10     *Precautions with respect to foodstuffs, other articles of consumption and animal feeds***

7.1.4.10.1      When special provision 802 is indicated for a dangerous good in column (6) of Table A of Chapter 3.2, precautions shall be taken as follows with respect to foodstuffs, other articles of consumption and animal feeds:

Packages as well as uncleaned empty packagings, including large packagings and intermediate bulk containers (IBCs), bearing labels conforming to models Nos. 6.1 or 6.2, and those bearing labels of Class 9, containing substances of Class 9, UN Nos. 2212, 2315, 2590, 3151, 3152 or 3245, shall not be stacked on or loaded in immediate proximity to



Copyright © United Nations, 2019. All rights reserved

packages known to contain foodstuffs, other articles of consumption or animal feeds in the same hold and at places of loading and unloading or trans-shipment.

When these packages, bearing the said labels, are loaded in immediate proximity of packages known to contain foodstuffs, other articles of consumption or animal feeds, they shall be kept apart from the latter:

- (a) by complete partitions which should be as high as the packages bearing the said labels; or
- (b) by packages not bearing labels conforming to models Nos. 6.1, 6.2 or 9 or packages bearing labels of Class 9 but not containing substances of that class, UN Nos. 2212, 2315, 2590, 3151, 3152 or 3245; or
- (c) by a space of at least 0.8 m;

unless the packages bearing said labels are provided with an additional packaging or are completely covered (e.g. by a sheeting, a fibreboard cover or other measures).

#### **7.1.4.11** *Stowage plan*

7.1.4.11.1 The master shall enter on a stowage plan the dangerous goods stowed in the individual holds or on deck. The goods shall be described as in the transport document in accordance with 5.4.1.1.1 (a), (b), (c) and (d).

7.1.4.11.2 Where the dangerous goods are transported in containers, the number of the container shall suffice. In this case, the stowage plan shall contain as an annex a list of all containers with their numbers and the description of the goods contained therein in accordance with 5.4.1.1.1 (a), (b), (c) and (d).

#### **7.1.4.12** *Ventilation*

7.1.4.12.1 During loading or unloading of road vehicles into or from the holds of ro-ro-vessels, there shall be not less than five changes of air per hour based upon the total volume of the empty hold.

7.1.4.12.2 On board vessels carrying dangerous goods only in containers placed in open holds, ventilators do not require to be incorporated but must be on board. Where damage of the container or release of content inside the container is suspected, the holds shall be ventilated so as to reduce the concentration of flammable gases and vapours given off by the cargo to less than 10% of the LEL or in the case of toxic gases and vapours to below national accepted exposure levels.

7.1.4.12.3 If tank-containers, portable tanks, MEGCs, tank vehicles or tank wagons are carried in closed holds, such holds shall be permanently ventilated for ensuring five air changes per hour.

#### **7.1.4.13** *Measures to be taken before loading*

The holds and cargo areas shall be cleaned prior to loading. The holds shall be ventilated.

#### **7.1.4.14** *Handling and stowage of the cargo*

7.1.4.14.1 The various components of the cargo shall be stowed such as to prevent them from shifting in relation to one another or to the vessel and such that no damage can be caused by other cargo.

Copyright © United Nations, 2019. All rights reserved

- 7.1.4.14.1.1 Packages containing dangerous substances and unpackaged dangerous articles shall be secured by suitable means capable of restraining the goods (such as fastening straps, sliding slatboards, adjustable brackets) in a manner that will prevent any movement during carriage which would change the orientation of the packages or cause them to be damaged. When dangerous goods are carried with other goods (e.g. heavy machinery or crates), all goods shall be securely fixed or packed so as to prevent the release of dangerous goods. Movement of packages may also be prevented by filling any voids by the use of dunnage or by blocking and bracing. Where restraints such as banding or straps are used, these shall not be over-tightened to cause damage or deformation of the package. Flexible bulk containers shall be stowed in such way that there are no void spaces between them in the hold. If the flexible bulk containers do not completely fill the hold, adequate measures shall be taken to avoid shifting of cargo.
- 7.1.4.14.1.2 Packages shall not be stacked unless designed for that purpose. Where different design types of packages that have been designed for stacking are to be loaded together, consideration shall be given to their compatibility for stacking with each other. Where necessary, stacked packages shall be prevented from damaging the package below by the use of load-bearing devices. Flexible bulk containers may be stacked on each other in holds provided that the stacking height does not exceed three high. When flexible bulk containers are fitted with venting devices, the stowage of the flexible bulk containers shall not impede their function.
- 7.1.4.14.1.3 During loading and unloading, packages containing dangerous goods shall be protected from being damaged.
- NOTE:** Particular attention shall be paid to the handling of packages during their preparation for carriage, the type of vessel on which they are to be carried and to the method of loading or unloading, so that accidental damage is not caused through dragging or mishandling the packages.*
- 7.1.4.14.1.4 When orientation arrows are required, packages and overpacks shall be oriented in accordance with such markings.
- NOTE:** Liquid dangerous goods shall be loaded below dry dangerous goods whenever practicable.*
- 7.1.4.14.2 Dangerous goods shall be stowed at a distance of not less than 1 m from the accommodation, the engine rooms, the wheelhouse and any sources of heat.
- When the accommodation or wheelhouse is situated above a hold, dangerous goods shall in no case be stowed beneath such accommodation or wheelhouse.
- 7.1.4.14.3 Packages shall be protected against heat, sunlight and the effects of the weather. This provision does not apply to vehicles, wagons, tank-containers, portable tanks, MEGCs and containers.
- Where packages are not enclosed in vehicles, wagons or containers but loaded on deck, they shall be covered with tarpaulins that are not readily flammable.
- The ventilation shall not be obstructed.
- 7.1.4.14.4 The dangerous goods shall be stowed in the holds. However, dangerous goods packed or loaded in:
- closed containers;
  - MEGCs;
  - sheeted vehicles or sheeted wagons;

Copyright © United Nations, 2019. All rights reserved

- tank-containers or portable tanks;
- tank vehicles or tank wagons;

may be carried on deck in the protected area.

7.1.4.14.5 Packages containing dangerous goods of Classes 3, 4.1, 4.2, 5.1 or 8 may be stowed on deck in the protected area provided that drums are used or that they are contained in containers with complete walls or vehicles or wagons with complete walls. Substances of Class 2 may be stowed on deck in the protected area, provided they are contained in cylinders.

7.1.4.14.6 For seagoing vessels, the stowage requirements set out in 7.1.4.14.1 to 7.1.4.14.5 above and 7.1.4.14.7 below shall be deemed to have been met, if the relevant stowage provisions of the IMDG Code and, in the case of carriage of dangerous goods in bulk, those set out in subsection 9.3 of the IMSBC Code have been complied with.

7.1.4.14.7 *Handling and stowage of radioactive material*

**NOTE 1:** “Critical group” means a group of members of the public which is reasonably homogeneous with respect to its exposure for a given radiation source and given exposure pathway and is typical of individuals receiving the highest effective dose by the given exposure pathway from the given source.

**NOTE 2:** “Members of the public” means in a general sense, any individuals in the population except when subject to occupational or medical exposure.

**NOTE 3:** “Workers” are any persons who work, whether full time, part-time or temporarily, for an employer and who have recognized rights and duties in relation to occupational radiation protection.

7.1.4.14.7.1 *Segregation*

7.1.4.14.7.1.1 Packages, overpacks, containers, tanks and vehicles and wagons containing radioactive material and unpackaged radioactive material shall be segregated during carriage:

- (a) from workers in regularly occupied working areas;
  - (i) in accordance with Table A below; or
  - (ii) by distances calculated using a dose criterion of 5 mSv in a year and conservative model parameters;

**NOTE:** Workers subject to individual monitoring for the purposes of radiation protection shall not be considered for the purposes of segregation.

- (b) from members of the critical group of the public, in areas where the public has regular access;
  - (i) in accordance with Table A below; or
  - (ii) by distances calculated using a dose criterion of 1 mSv in a year and conservative model parameters;

Copyright © United Nations, 2019. All rights reserved

- (c) from undeveloped photographic film and mailbags;
  - (i) in accordance with Table B below; or
  - (ii) by distances calculated using a radiation exposure criterion for undeveloped photographic film due to the transport of radioactive material for 0.1 mSv per consignment of such film; and

**NOTE:** Mailbags shall be assumed to contain undeveloped film and plates and therefore be separated from radioactive material in the same way.

- (d) from other dangerous goods in accordance with 7.1.4.3.

**Table A: Minimum distances between packages of category II-YELLOW or of category III-YELLOW and persons**

Sum of transport indexes not more than	Exposure time per year (hours)			
	Areas where members of the public have regular access		Regularly occupied working areas	
	50	250	50	250
	Segregation distance in metres, no shielding material intervening, from:			
2	1	3	0.5	1
4	1.5	4	0.5	1.5
8	2.5	6	1.0	2.5
12	3	7.5	1.0	3
20	4	9.5	1.5	4
30	5	12	2	5
40	5.5	13.5	2.5	5.6
50	6.5	15.5	3	6.5

**Table B: Minimum distances between packages of category II-YELLOW or of category III-YELLOW and packages bearing the word “FOTO”, or mailbags**

Total number of packages not more than		Sum of transport indexes not more than	Journey or storage duration, in hours							
Category			1	2	4	10	24	48	120	240
III-yellow	II-yellow		Minimum distances in metres							
		0.2	0.5	0.5	0.5	0.5	1	1	2	3
		0.5	0.5	0.5	0.5	1	1	2	3	5
	1	1	0.5	0.5	1	1	2	3	5	7
	2	2	0.5	1	1	1.5	3	4	7	9
	4	4	1	1	1.5	3	4	6	9	13
	8	8	1	1.5	2	4	6	8	13	18
1	10	10	1	2	3	4	7	9	14	20
2	20	20	1.5	3	4	6	9	13	20	30
3	30	30	2	3	5	7	11	16	25	35
4	40	40	3	4	5	8	13	18	30	40
5	50	50	3	4	6	9	14	20	32	45

Copyright © United Nations, 2019. All rights reserved

7.1.4.14.7.1.2 Category II-YELLOW or III-YELLOW packages or overpacks shall not be carried in compartments occupied by passengers, except those exclusively reserved for couriers specially authorized to accompany such packages or overpacks.

7.1.4.14.7.1.3 No persons other than the master of the vessel or the driver of the vehicle embarked, persons who are on board for duty reasons and the other members of the crew shall be permitted in vessels carrying packages, overpacks or containers bearing category II-YELLOW or III-YELLOW labels.

7.1.4.14.7.2 *Activity limits*

The total activity in a single hold or compartment of a vessel, or in another conveyance, for carriage of LSA material or SCO articles in Type IP-1, Type IP-2, Type IP-3 or unpackaged, shall not exceed the limits shown in Table C below:

**Table C: Conveyance activity limits for LSA material and SCO  
in industrial packages or unpackaged**

Nature of material or articles	Activity limit for conveyances other than by vessel	Activity limit for a hold or compartment of a vessel
LSA-I	No limit	No limit
LSA-II and LSA-III non-combustible solids	No limit	100A <sub>2</sub>
LSA-II and LSA-III combustible solids, and all liquids and gases	100A <sub>2</sub>	10A <sub>2</sub>
SCO	100A <sub>2</sub>	10A <sub>2</sub>

7.1.4.14.7.3 *Stowage during carriage and storage in transit*

7.1.4.14.7.3.1 Consignments shall be securely stowed.

7.1.4.14.7.3.2 Provided that its average surface heat flux does not exceed 15W/m<sup>2</sup> and that the immediately surrounding cargo is not in bags, a package or overpack may be carried or stored among packaged general cargo without any special stowage provisions except as may be specifically required by the competent authority in an applicable approval certificate.

7.1.4.14.7.3.3 Loading of containers and accumulation of packages, overpacks and containers shall be controlled as follows:

- (a) Except under the conditions of exclusive use, and for consignments of LSA-I material, the total number of packages, overpacks and containers aboard a single conveyance shall be so limited that the total sum of the transport indexes aboard the conveyance does not exceed the values shown in Table D below;
- (b) The radiation level under routine conditions of carriage shall not exceed 2 mSv/h at any point on, and 0.1 mSv/h at 2 m from, the external surface of the conveyance, except for consignments carried under exclusive use, for which the radiation limits around the conveyance are set forth in 7.1.4.14.7.3.5 (b) and (c);
- (c) The total sum of the criticality safety indexes in a container and aboard a conveyance shall not exceed the values shown in Table E below.

Copyright © United Nations, 2019. All rights reserved

**Table D: Transport Index limits for containers and conveyances not under exclusive use**

Type of container or conveyance	Limit on total sum of transport indexes in a container or aboard a conveyance
Small container	50
Large container	50
Vehicle or wagon	50
Vessel	50

**Table E: Criticality Safety Index for containers and vehicles containing fissile material**

Type of container or conveyance	Limit on total sum of criticality safety indexes	
	Not under exclusive use	Under exclusive use
Small container	50	n.a.
Large container	50	100
Vehicle or wagon	50	100
Vessel	50	100

7.1.4.14.7.3.4 Any package or overpack having either a transport index greater than 10, or any consignment having a criticality safety index greater than 50, shall be carried only under exclusive use.

7.1.4.14.7.3.5 For consignments under exclusive use in vehicles or wagons, the radiation level shall not exceed:

- (a) 10 mSv/h at any point on the external surface of any package or overpack, and may only exceed 2 mSv/h provided that:
  - (i) the vehicle or wagon is equipped with an enclosure which, during routine conditions of carriage, prevents the access of unauthorized persons to the interior of the enclosure;
  - (ii) provisions are made to secure the package or overpack so that its position within the vehicle or wagon enclosure remains fixed during routine conditions of carriage; and
  - (iii) there is no loading or unloading during the shipment;
- (b) 2 mSv/h at any point on the outer services of the vehicle or wagon, including the upper and lower surfaces, or, in the case of an open vehicle or wagon, at any point on the vertical planes projected from the outer edges of the vehicle or wagon, on the upper surface of the load, and on the lower external surface of the vehicle or wagon; and
- (c) 0.1 mSv/h at any point 2 m from the vertical planes represented by the outer lateral surfaces of the vehicle or wagon, or, if the load is carried in an open vehicle or wagon, at any point 2 m from the vertical planes projected from the outer edges of the vehicle or wagon.

7.1.4.14.7.3.6 Packages or overpacks having a surface radiation level greater than 2 mSv/h, unless being carried in or on a vehicle or wagon under exclusive use and unless they are not removed from the vehicle or wagon when on board the vessel shall not be transported by vessel except under special arrangement.

Copyright © United Nations, 2019. All rights reserved

7.4.1.14.7.3.7 The transport of consignments by means of a special use vessel which, by virtue of its design, or by reason of its being chartered, is dedicated to the purpose of carrying radioactive material, shall be excepted from the requirements specified in 7.1.4.14.7.3.3 provided that the following conditions are met:

- (a) A radiation protection programme for the shipment shall be approved by the competent authority of the flag state of the vessel and, when requested, by the competent authority at each port of call of the transit countries;
- (b) Stowage arrangements shall be predetermined for the whole voyage including any consignments to be loaded at ports of call en route; and
- (c) The loading, carriage and unloading of the consignments shall be supervised by persons qualified in the transport of radioactive material.

7.1.4.14.7.4 *Segregation of packages containing fissile material during carriage and storage in transit*

7.1.4.14.7.4.1 Any group of packages, overpacks, and containers containing fissile material stored in transit in any one storage area shall be so limited that the total sum of the criticality safety indexes in the group does not exceed 50. Each group shall be stored so as to maintain a spacing of at least 6 m from other such groups.

7.1.4.14.7.4.2 Where the total sum of the criticality safety indexes on board a vehicle, a wagon or in a container exceeds 50, as permitted in Table E above, storage shall be such as to maintain a spacing of at least 6 m from other groups of packages, overpacks or containers containing fissile material or other vehicles or wagons carrying radioactive material. The space between such groups may be used for other dangerous goods of ADN. The carriage of other goods with consignments under exclusive use is permitted provided that the pertinent provisions have been taken by the consignor and that carriage is not prohibited under other requirements.

7.1.4.14.7.4.3 Fissile material meeting one of the provisions (a) to (f) of 2.2.7.2.3.5 shall meet the following requirements:

- (a) Only one of the provisions (a) to (f) of 2.2.7.2.3.5 is allowed per consignment;
- (b) Only one approved fissile material in packages classified in accordance with 2.2.7.2.3.5 (f) is allowed per consignment unless multiple materials are authorized in the certificate of approval;
- (c) Fissile material in packages classified in accordance with 2.2.7.2.3.5 (c) shall be carried in a consignment with no more than 45 g of fissile nuclides;
- (d) Fissile material in packages classified in accordance with 2.2.7.2.3.5 (d) shall be carried in a consignment with no more than 15 g of fissile nuclides;
- (e) Unpackaged or packaged fissile material classified in accordance with 2.2.7.2.3.5 (e) shall be carried under exclusive use on a vehicle with no more than 45 g of fissile nuclides.

7.1.4.14.7.5 *Damaged or leaking packages, contaminated packagings*

7.1.4.14.7.5.1 If it is evident that a package is damaged or leaking, or if it is suspected that the package may have leaked or been damaged, access to the package shall be restricted and a qualified person shall, as soon as possible, assess the extent of contamination and the resultant radiation level of the package. The scope of the assessment shall include the package, the vehicle, the wagon, the vessel, the adjacent loading and unloading areas, and, if necessary, all other material which has been carried in the vessel. When necessary, additional steps for

Copyright © United Nations, 2019. All rights reserved

the protection of persons, property and the environment, in accordance with provisions established by the competent authority, shall be taken to overcome and minimize the consequences of such leakage or damage.

7.1.4.14.7.5.2 Packages damaged or leaking radioactive contents in excess of allowable limits for normal conditions of carriage may be removed to an acceptable interim location under supervision, but shall not be forwarded until repaired or reconditioned and decontaminated.

7.1.4.14.7.5.3 Vehicles, wagons, vessels and equipment used regularly for the carriage of radioactive material shall be periodically checked to determine the level of contamination. The frequency of such checks shall be related to the likelihood of contamination and the extent to which radioactive material is carried.

7.1.4.14.7.5.4 Except as provided in paragraph 7.1.4.14.7.5.6, any vessel, or equipment or part thereof which has become contaminated above the limits specified in 7.1.4.14.7.5.5 in the course of carriage of radioactive material, or which shows a radiation level in excess of 5  $\mu\text{Sv/h}$  at the surface, shall be decontaminated as soon as possible by a qualified person and shall not be re-used unless the following conditions are fulfilled:

- (a) the non-fixed contamination shall not exceed the limits specified in 4.1.9.1.2 of ADR;
- (b) the radiation level resulting from the fixed contamination shall not exceed 5  $\mu\text{Sv/h}$  at the surface.

7.1.4.14.7.5.5 For the purposes of 7.1.4.14.7.5.4, non-fixed contamination shall not exceed:

- 4  $\text{Bq/cm}^2$  for beta and gamma emitters and low toxicity alpha emitters;
- 0.4  $\text{Bq/cm}^2$  for all other alpha emitters.

These are average limits applicable to any area of 300  $\text{cm}^2$  on any part of the surface.

7.1.4.14.7.5.6 Vessels dedicated to the carriage of radioactive material under exclusive use shall be excepted from the requirements of the previous paragraph 7.1.4.14.7.5.4 solely with regard to its internal surfaces and only for as long as it remains under that specific exclusive use.

7.1.4.14.7.6 *Limitation of the effect of temperature*

7.1.4.14.7.6.1 If the temperature of the accessible outer surfaces of a Type B (U) or Type B (M) package could exceed 50  $^{\circ}\text{C}$  in the shade, carriage is permitted only under exclusive use. As far as practicable, the surface temperature shall be limited to 85  $^{\circ}\text{C}$ . Account may be taken of barriers or screens intended to give protection to transport workers without the barriers or screens being subject to any test.

7.1.4.14.7.6.2 If the average heat flux from the external surfaces of a Type B (U) or B (M) package could exceed 15  $\text{W/m}^2$ , the special stowage requirements specified in the competent authority package design approval certificate shall be met.

7.1.4.14.7.7 *Other provisions*

If neither the consignor nor the consignee can be identified or if the consignment cannot be delivered to the consignee and the carrier has no instructions from the consignor the consignment shall be placed in a safe location and the competent authority shall be informed as soon as possible and a request made for instructions on further action.



Copyright © United Nations, 2019. All rights reserved

**7.1.4.15**      *Measures to be taken after unloading*

7.1.4.15.1      After unloading the holds shall be inspected and cleaned if necessary. In the case of carriage in bulk, this requirement does not apply if the new cargo comprises the same goods as the previous cargo.

7.1.4.15.2      For material of Class 7 see also 7.1.4.14.7.5.

7.1.4.15.3      A cargo transport unit or hold space which has been used to carry infectious substances shall be inspected for release of the substance before re-use. If the infectious substances were released during carriage, the cargo transport unit or hold space shall be decontaminated before it is re-used. Decontamination may be achieved by any means which effectively inactivates the released infectious substance.

**7.1.4.16**      *Measures to be taken during loading, carriage, unloading and handling of the cargo*

The filling or emptying of receptacles, tank vehicles, tank wagons, intermediate bulk containers (IBCs), large packagings, MEGCs, portable tanks or tank-containers on board the vessel is prohibited without special permission from the competent authority.

7.1.4.17 to 7.1.4.40      *(Reserved)*

**7.1.4.41**      *Fire and naked light*

The use of fire or naked light is prohibited while substances or articles of Divisions 1.1, 1.2, 1.3, 1.5 or 1.6 of Class 1 are on board and the holds are open or the goods to be loaded are located at a distance of less than 50 m from the vessel.

7.1.4.42 to 7.1.4.50      *(Reserved)*

**7.1.4.51**      *Electrical equipment*

The use of radiotelephone or radar transmitters is not permitted while substances or articles of Divisions 1.1, 1.2, 1.3, 1.5 or 1.6 of Class 1 are being loaded or unloaded.

This shall not apply to VHF-transmitters of the vessel, in cranes or in the vicinity of the vessel, provided the power of the VHF-transmitter does not exceed 25 W and no part of its aerial is located at a distance less than 2.00 m from the substances or articles mentioned above.

7.1.4.52      *(Reserved)*

**7.1.4.53**      *Lighting*

If loading or unloading is performed at night or in conditions of poor visibility, effective lighting shall be provided.

If provided from the deck, it shall be effected by properly secured electric lamps which shall be positioned in such a way that they cannot be damaged.

Where these lamps are positioned on deck in zone 2, they must conform to the requirements for use in zone 2.

7.1.4.54 to 7.1.4.74      *(Reserved)*

Copyright © United Nations, 2019. All rights reserved

**7.1.4.75**      ***Risk of sparking***

All electrically continuous connections between the vessel and the shore shall be so designed that they do not present a source of ignition. If substances are carried that have in column (9) of Table A of Chapter 3.2 an entry “EX”, then taking off clothes not sufficiently dissipative shall be prohibited in the protected area.

**7.1.4.76**      ***Synthetic ropes***

During loading or unloading operations, the vessel may be moored by means of synthetic ropes only when steel cables are used to prevent the vessel from going adrift.

Steel cables sheathed in synthetic material or natural fibres are considered as equivalent when the minimum tensile strength required in accordance with the Regulations referred to in 1.1.4.6 is obtained from the steel strands.

However, during loading or unloading of containers, vessels may be moored by means of synthetic ropes.

Copyright © United Nations, 2019. All rights reserved

**7.1.4.77 Possible means of evacuation in case of an emergency**

		Dry cargo bulk (vessel and barge)		Container (vessel and barge) and packaged goods
		Class		Class
		4.1, 4.2, 4.3	5.1, 6.1, 7, 8, 9	All classes
1	Two escape routes inside or outside the protected area in opposite directions	•	•	•
2	One escape route outside the protected area and one safe haven outside the vessel including the escape route towards it at the opposite end	•	•	•
3	One escape route outside the protected area and one safe haven on the vessel at the opposite end	•	•	•
4	One escape route outside the protected area and one life boat at the opposite end	•	•	•
5	One escape route outside the protected cargo area and one escape boat at the opposite end	•	•	•
6	One escape route inside the protected area and one escape route outside the cargo area at the opposite end	•	•	•
7	One escape route inside the protected area and one safe haven outside the vessel in the opposite direction	•	•	•
8	One escape route inside the protected area and one safe haven on the vessel in the opposite direction	•	•	•
9	One escape route inside the protected cargo area and one life boat at the opposite end	•	•	•
10	One escape route inside the protected area and one escape boat at the opposite end	•	•	•
11	One escape route inside or outside the protected cargo area and two safe havens on the vessel at opposite ends	•	•	•
12	One escape route inside or outside the protected area and two safe areas on the vessel at opposite ends	•	•	•
13	One escape route outside the protected area	•	•	•
14	One escape route inside the protected area	•	•	•
15	One or more safe havens outside the vessel, including the escape route towards it	•	•	•
16	One or more safe havens on the vessel		•	•
17	One or more escape boats	•	•	•
18	One escape boat and one evacuation boat	•	•	•
19	One or more evacuation boats		•	•

• = Possible option.

Based on local circumstances, competent authorities may prescribe additional requirements for the availability of means of evacuation.

7.1.4.78 to 7.1.4.99 (Reserved)

Copyright © United Nations, 2019. All rights reserved

## **7.1.5 Additional requirements concerning the operation of vessels**

### **7.1.5.0 *Marking***

7.1.5.0.1 Vessels carrying dangerous goods listed in Table A of Chapter 3.2 shall, in accordance with Chapter 3 of the European Code for Inland Waterways (CEVNI), display the markings prescribed in column (12) in this table.

7.1.5.0.2 Vessels carrying the dangerous goods listed in Table A of Chapter 3.2 in packages placed exclusively in containers shall display the number of blue cones or blue lights indicated in column (12) of Table A of Chapter 3.2 where:

- three blue cones or three blue lights are required; or
- two blue cones or two blue lights are required, a substance of Class 2 is involved or packing group I is indicated in column (4) of Table A of Chapter 3.2 and the total gross mass of these dangerous goods exceeds 30 000 kg; or
- one blue cone or one blue light is required, a substance of Class 2 is involved or packing group I is indicated in column (4) of Table A of Chapter 3.2 and the total gross mass of these dangerous goods exceeds 130 000 kg.

7.1.5.0.3 Vessels carrying empty, uncleaned tanks, battery vehicles, battery wagons or MEGCs shall display the marking referred to in column (12) of Table A of Chapter 3.2 if these cargo transport units have contained dangerous goods for which this table prescribes marking.

7.1.5.0.4 Where more than one marking could apply to a vessel, only the marking which includes the greatest number of blue cones or blue lights shall apply, i.e. in the following order of precedence:

- three blue cones or three blue lights; or
- two blue cones or two blue lights; or
- one blue cone or one blue light.

7.1.5.0.5 By derogation from paragraph 7.1.5.0.1, and in accordance with the footnotes to article 3.14 of the European Code for Inland Waterways (CEVNI), the competent authority of a Contracting Party may authorize seagoing vessels temporarily operating in an inland navigation area on the territory of this Contracting Party, the use of the day and night signals prescribed in the Recommendations on the Safe Transport of Dangerous Cargoes and Related Activities in Port Areas adopted by the Maritime Safety Committee of the International Maritime Organization (by night an all-round fixed red light and by day flag “B” of the International Code of Signals), instead of the signals prescribed in 7.1.5.0.1. Contracting Parties which have taken the initiative with respect to the derogation granted shall notify the Executive Secretary of the UNECE, who shall bring this derogation to the attention of the Administrative Committee.

### **7.1.5.1 *Mode of navigation***

7.1.5.1.1 The competent authorities may impose restrictions on the inclusion of vessels carrying dangerous goods in pushed convoys of large dimension.

7.1.5.1.2 When vessels carry substances or articles of Class 1, or substances of Classes 4.1 or 5.2 for which marking with three blue cones or three blue lights is prescribed in column (12) of Table A of Chapter 3.2, or material of Class 7 of UN Nos. 2912, 2913, 2915, 2916, 2917, 2919, 2977, 2978 or 3321 to 3333, the competent authority may impose restrictions on the

Copyright © United Nations, 2019. All rights reserved

dimensions of convoys or side-by-side formations. Nevertheless, the use of a motorized vessel giving temporary towing assistance is permitted.

**7.1.5.2**      *Vessels under way*

Vessels carrying substances or articles of Class 1, or substances of Classes 4.1 or 5.2 for which marking with three blue cones or three blue lights is prescribed in column (12) of Table A of Chapter 3.2, when under way shall keep not less than 50 m away from any other vessel, if possible.

**7.1.5.3**      *Mooring*

Vessels shall be moored securely, but in such a way that they can be released quickly in an emergency and that the electric cables are not compressed, folded or subject to tensile strain.

**7.1.5.4**      *Berthing*

7.1.5.4.1      The distances to be kept by vessels carrying dangerous goods at berth from other vessels shall not be less than the distance prescribed by the Regulations referred to in 1.1.4.6.

7.1.5.4.2      An expert in accordance with 8.2.1.2 shall be permanently on board berthed vessels for which marking is prescribed in column (12) of Table A of Chapter 3.2.

The competent authority may, however, exempt from this obligation those vessels which are berthed in a harbour basin or in an accepted berthing position.

7.1.5.4.3      Outside the berthing areas specifically designated by the competent authority, the distances to be kept by berthed vessels shall not be less than:

- 100 m      from residential areas, civil engineering structures or storage tanks, if the vessel is required to be marked with one blue cone or one blue light in accordance with the requirements of column (12) of Table A of Chapter 3.2;
- 100 m      from civil engineering structures and storage tanks and 300 m from residential areas if the vessel is required to be marked with two blue cones or two blue lights in accordance with the requirements of column (12) of Table A of Chapter 3.2;
- 500 m      from residential areas, civil engineering structures and storage tanks holding gas or flammable liquids if the vessel is required to be marked with three blue cones or three blue lights in accordance with the requirements of column (12) of Table A of Chapter 3.2.

While waiting in front of locks or bridges, vessels are allowed to keep distances different from and lower than those given above. In no case shall the distance be less than 100 m.

7.1.5.4.4      The competent authority may prescribe distances lower than those given in 7.1.5.4.3 above, especially taking local conditions into account.

Copyright © United Nations, 2019. All rights reserved

#### **7.1.5.5**      *Stopping of vessels*

If navigation of a vessel carrying substances and articles of Class 1 or substances of Class 4.1 or 5.2 for which marking with three blue cones or three blue lights is prescribed in column (12) of Table A of Chapter 3.2 threatens to become dangerous owing either to:

- external factors (bad weather, unfavourable conditions of the waterway, etc.); or
- the condition of the vessel itself (accident or incident);

the vessel shall be stopped at a suitable berthing area as far away as possible from residential areas, harbours, civil engineering structures or storage tanks for gas or flammable liquids, regardless of the provisions set out in 7.1.5.4.

The competent authority shall be notified without delay.

7.1.5.6 and 7.1.5.7      *(Reserved)*

#### **7.1.5.8**      *Reporting duty*

7.1.5.8.1      In the States where the reporting duty is in force, the master of the vessel shall provide information in accordance with paragraph 1.1.4.6.1.

7.1.5.8.2 to 7.1.5.8.4      *(Deleted)*

7.1.5.9 to 7.1.5.99      *(Reserved)*

#### **7.1.6**      *Additional requirements*

7.1.6.1 to 7.1.6.10      *(Reserved)*

#### **7.1.6.11**      *Carriage in bulk*

The following additional requirements shall be met when they are indicated in column (11) of Table A of Chapter 3.2:

CO01: The surfaces of holds shall be coated or lined such that they are not readily flammable and not liable to impregnation by the cargo.

CO02: Any part of the holds and of the hatchway covers which may come into contact with this substance shall consist of metal or of wood having a specific density of not less than 750 kg/m<sup>3</sup> (seasoned wood).

CO03: The inner surfaces of holds shall be lined or coated so as to prevent corrosion.

ST01: The substances shall have been stabilized in accordance with the requirements applicable to ammonium nitrate fertilizers set out in the IMSBC Code. Stabilizing shall be certified by the consignor in the transport document.

In those States where this is required, these substances may be carried in bulk only with the approval of the competent authority.

ST02: These substances may be carried in bulk if the results of the trough test according to subsection 38.2 of the *Manual of Tests and Criteria* show that the self-sustaining decomposition rate is not greater than 25 cm/h.

Copyright © United Nations, 2019. All rights reserved

RA01: The materials may be carried in bulk provided that:

- (a) for materials other than natural ores, carriage is under exclusive use and there is no escape of contents out of the vessel and no loss of shielding under normal conditions of transport; or
- (b) for natural ores, carriage is under exclusive use.

RA02: The materials may be carried in bulk provided that:

- (a) they are carried in a vessel so that, under normal conditions of transport, there is no escape of contents or loss of shielding;
- (b) they are carried under exclusive use if the contamination on the accessible and inaccessible surfaces is greater than  $4 \text{ Bq/cm}^2$  ( $10^{-4} \text{ } \mu\text{Ci/cm}^2$ ) for beta and gamma emitters and low toxicity alpha emitters or  $0.4 \text{ Bq/cm}^2$  ( $10^{-5} \text{ } \mu\text{Ci/cm}^2$ ) for all other alpha emitters;
- (c) measures are taken to ensure that radioactive material is not released into the vessel, if it is suspected that non-fixed contamination exists on inaccessible surfaces of more than  $4 \text{ Bq/cm}^2$  ( $10^{-4} \text{ } \mu\text{Ci/cm}^2$ ) for beta and gamma emitters and low toxicity alpha emitters or  $0.4 \text{ Bq/cm}^2$  ( $10^{-5} \text{ } \mu\text{Ci/cm}^2$ ) for all other alpha emitters.

Surface contaminated objects group (SCO-II) shall not be carried in bulk.

RA03: *Merged with RA02.*

#### 7.1.6.12

##### **Ventilation**

The following additional requirements shall be met when they are indicated in column (10) of Table A of Chapter 3.2:

VE01: Holds containing these substances shall be ventilated with the ventilators operating at full power, where after measurement it has been established that the concentration of flammable gases and vapours given off by the cargo exceeds 10% of the LEL. The measurement shall be carried out immediately after loading. A control measurement shall be repeated after one hour. The results of the measurement shall be recorded in writing.

VE02: Holds containing these substances shall be ventilated with the ventilators operating at full power, where after measurement it has been established that the holds are not free from toxic gases and vapours given off by the cargo. The measurement shall be carried out immediately after loading. A control measurement shall be repeated after one hour. The results of the measurement shall be recorded in writing. Alternatively, on vessels only containing these substances in containers in open holds, the holds containing such containers may be ventilated with the ventilation operating at full power only when it is suspected that the holds are not free of toxic gases and vapours given off by the cargo. Prior to unloading, the unloader shall be informed about this suspicion.

VE03: Spaces such as holds, accommodation and engine rooms, adjacent to holds containing these substances shall be ventilated.

After unloading, holds having contained these substances shall undergo forced ventilation.

Copyright © United Nations, 2019. All rights reserved

After ventilation, the concentration of flammable or toxic gases and vapours given off by the cargo in these holds shall be measured.

The results of the measurement shall be recorded in writing.

VE04 When aerosols are carried for the purposes of reprocessing or disposal under special provision 327 of Chapter 3.3, provisions of VE01 and VE02 are applied.

#### **7.1.6.13** *Measures to be taken before loading*

The following additional requirements shall be met when they are indicated in column (11) of Table A of Chapter 3.2:

LO01: Before these substances or articles are loaded, it shall be ensured that there are no metal objects in the hold which are not an integral part of the vessel.

LO02: These substances may be loaded in bulk only if their temperature is not above 55 °C.

LO03: Before loading these substances in bulk or unpackaged, holds should be made as dry as possible.

LO04: Any loose organic material shall be removed from holds before loading these substances in bulk.

LO05: Prior to carriage of pressure receptacles it shall be ensured that the pressure has not risen due to potential hydrogen generation.

#### **7.1.6.14** *Handling and stowage of cargo*

The following additional requirements shall be met when they are indicated in column (11) of Table A of Chapter 3.2:

HA01: These substances or articles shall be stowed at a distance of not less than 3.00 m from the accommodation, engine rooms, the wheelhouse and from any sources of heat.

HA02: These substances or articles shall be stowed at a distance of not less than 2.00 m from the vertical planes defined by the sides of the vessel.

HA03: Any friction, impact, jolting, overturning or dropping shall be prevented during handling of these substances or articles.

All packages loaded in the same hold shall be stowed and wedged as to prevent any jolting or friction during carriage.

Stacking of non-dangerous goods on top of packages containing these substances or articles is prohibited.

Where these substances or articles are loaded together with other goods in the same hold, these substances or articles shall be loaded after, and unloaded before, all the other goods.

There is no need for these substances or articles to be loaded after, and unloaded before, all others if these substances or articles are contained in containers.

While these substances or articles are being loaded or unloaded, no loading or unloading operations shall take place in the other holds and no filling or emptying



Copyright © United Nations, 2019. All rights reserved

of fuel tanks shall be allowed. The competent authority may, however, permit exceptions to this provision.

HA04: *Merged with HA03.*

HA05: *Merged with HA03.*

HA06: *Merged with HA03.*

HA07: It is prohibited to load or unload these substances in bulk or unpackaged if there is a danger that they may get wet because of the prevailing weather conditions.

HA08: If the packages with these substances are not contained in a container, they shall be placed on gratings and covered with waterproof tarpaulins arranged in such a way that the water drains off to the outside and the air circulation is not hindered.

HA09: If these substances are carried in bulk they shall not be loaded in the same hold together with flammable substances.

HA10: These substances shall be stowed on deck in the protected area. For seagoing vessels, the stowage requirements are deemed to be met if the provisions of the IMDG Code are complied with.

7.1.6.15 *(Reserved)*

**7.1.6.16 *Measures to be taken during loading, carriage, unloading and handling of cargo***

The following additional requirements shall be met when they are indicated in column (11) of Table A of Chapter 3.2:

IN01: After loading and unloading of these substances in bulk or unpackaged and before leaving the cargo transfer site, the concentration of flammable gases and vapours given off by the cargo in the accommodation, engine rooms and adjacent holds shall be measured by the loader or unloader or by an expert according to 8.2.1.2 using a gas detector. The results of the measurement shall be recorded in writing.

Before any person enters a hold and prior to unloading, the concentration of flammable gases and vapours given off by the cargo shall be measured by the unloader of the cargo or by an expert according to 8.2.1.2. The results of the measurement shall be recorded in writing.

The hold shall not be entered or unloading started until the concentration of flammable gases and vapours given off by the cargo in the airspace above the cargo is below 50% of the LEL.

If the concentrations of flammable gases and vapours given off by the cargo is not below 50% of the LEL safety measures shall be taken immediately by the loader, the unloader or the responsible master.

IN02: If a hold contains these substances in bulk or unpackaged, the concentration of toxic gases and vapours given off by the cargo shall be measured in all other spaces of the vessel which are used by the crew at least once every eight hours with a toximeter. The results of the measurements shall be recorded in writing.

IN03: If a hold contains these substances in bulk or unpackaged, the master shall make sure every day by checking the hold bilge wells or pump ducts that no water has entered the hold bilges.

Copyright © United Nations, 2019. All rights reserved

Water which has entered the hold bilges shall be removed immediately.

7.1.6.17 to 7.1.6.99 (Reserved)

**7.1.7 Special provisions applicable to the carriage of self-reactive substances of Class 4.1, organic peroxides of Class 5.2 and substances stabilized by temperature control (other than self-reactive substances and organic peroxides)**

7.1.7.1 All self-reactive substances, organic peroxides and polymerizing substances shall be protected from direct sunlight and all sources of heat, and placed in adequately ventilated areas.

7.1.7.2 Where a number of packages are assembled in a container or closed vehicle, the total quantity of substance, the type and number of packages and the stacking arrangement shall not create an explosion hazard.

**7.1.7.3 Temperature control provisions**

7.1.7.3.1 These provisions apply to certain self-reactive substances when required by 2.2.41.1.17, and certain organic peroxides when required by 2.2.52.1.15 and certain polymerizing substances when required by 2.2.41.1.21 or special provision 386 of Chapter 3.3 which may only be carried under conditions where the temperature is controlled.

7.1.7.3.2 These provisions also apply to the carriage of substances for which:

- (a) The proper shipping name as indicated in column (2) of Table A of Chapter 3.2 or according to 3.1.2.6 contains the word “STABILIZED”; and
- (b) The SADT or SAPT determined for the substance (with or without chemical stabilization) as offered for carriage is:
  - (i) 50 °C or less for single packagings and IBCs; or
  - (ii) 45 °C or less for tanks.

When chemical inhibition is not used to stabilize a reactive substance which may generate dangerous amounts of heat and gas, or vapour, under normal carriage conditions, this substance needs to be carried under temperature control. These provisions do not apply to substances which are stabilized by the addition of chemical inhibitors such that the SADT or the SAPT is greater than that prescribed in (b) (i) or (ii), above.

7.1.7.3.3 In addition, if a self-reactive substance or organic peroxide or a substance the proper shipping name of which contains the word “STABILIZED” and which is not normally required to be carried under temperature control is carried under conditions where the temperature may exceed 55 °C, it may require temperature control.

7.1.7.3.4 The “control temperature” is the maximum temperature at which the substance can be safely carried. It is assumed that during carriage the temperature of the immediate surroundings of the package does not exceed 55 °C and attains this value for a relatively short time only during each period of 24 hours. In the event of loss of temperature control, it may be necessary to implement emergency procedures. The “emergency temperature” is the temperature at which such procedures shall be implemented.

Copyright © United Nations, 2019. All rights reserved

7.1.7.3.5 *Derivation of control and emergency temperatures*

Type of receptacle	SADT <sup>a</sup> /SAPT <sup>a</sup>	Control temperature	Emergency temperature
Single packagings and IBCs	20 °C or less over 20 °C to 35 °C over 35 °C	20 °C below SADT/SAPT 15 °C below SADT/SAPT 10 °C below SADT/SAPT	10 °C below SADT/SAPT 10 °C below SADT/SAPT 5 °C below SADT/SAPT
Tanks	≤ 45 °C	10 °C below SADT/SAPT	5 °C below SADT/SAPT

<sup>a</sup> i.e. the SADT/SAPT of the substance as packed for carriage.

7.1.7.3.6 The control and emergency temperatures are derived using the table in 7.1.7.3.5 from the SADT or from the SAPT which are defined as the lowest temperatures at which self-accelerating decomposition or self-accelerating polymerization may occur with a substance in the packaging, IBC or tank as used in carriage. An SADT or SAPT shall be determined in order to decide if a substance shall be subjected to temperature control during carriage. Provisions for the determination of the SADT and SAPT are given in Part II, section 28 of the Manual of Tests and Criteria.

7.1.7.3.7 Control and emergency temperatures, where appropriate, are provided for currently assigned self-reactive substances in 2.2.41.4 and for currently assigned organic peroxide formulations in 2.2.52.4.

7.1.7.3.8 The actual carriage temperature may be lower than the control temperature but shall be selected so as to avoid dangerous separation of phases.

**7.1.7.4 *Carriage under temperature control***

7.1.7.4.1 Maintenance of the prescribed temperature is an essential feature of the safe carriage of substances stabilized by temperature control. In general, there shall be:

- (a) Thorough inspection of the cargo transport unit prior to loading;
- (b) Instructions to the carrier about the operation of the refrigeration system including a list of the suppliers of coolant available en route;
- (c) Procedures to be followed in the event of loss of control;
- (d) Regular monitoring of operating temperatures; and
- (e) Provision of a back-up refrigeration system or spare parts.

7.1.7.4.2 Any control and temperature sensing devices in the refrigeration system shall be readily accessible and all electrical connections weather-proof. The temperature of air space within the cargo transport unit shall be measured by two independent sensors and the output shall be recorded so that temperature changes are readily detectable. The temperature shall be checked every four to six hours and logged. When substances having a control temperature of less than +25 °C are carried, the cargo transport unit shall be equipped with visible and audible alarms, powered independently of the refrigeration system, set to operate at or below the control temperature.

7.1.7.4.3 If during carriage the control temperature is exceeded, an alert procedure shall be initiated involving any necessary repairs to the refrigeration equipment or an increase in the cooling capacity (e.g. by adding liquid or solid refrigerants). The temperature shall also be checked frequently and preparations made for implementation of the emergency procedures. If the emergency temperature is reached, the emergency procedures shall be initiated.

Copyright © United Nations, 2019. All rights reserved

7.1.7.4.4 The suitability of a particular means of temperature control for carriage depends on a number of factors. Factors to be considered include:

- (a) The control temperature(s) of the substance(s) to be carried;
- (b) The difference between the control temperature and the anticipated ambient temperature conditions;
- (c) The effectiveness of the thermal insulation;
- (d) The duration of carriage; and
- (e) Allowance of a safety margin for delays.

7.1.7.4.5 Suitable methods for preventing the control temperature being exceeded are, in order of increasing control capability:

- (a) Thermal insulation provided that the initial temperature of the substance(s) to be carried is sufficiently below the control temperature;
- (b) Thermal insulation with coolant system provided that:
  - (i) An adequate quantity of non-flammable coolant (e.g. liquid nitrogen or solid carbon dioxide), allowing a reasonable margin for delay, is carried or a means of replenishment is assured;
  - (ii) Liquid oxygen or air is not used as coolant;
  - (iii) There is a uniform cooling effect even when most of the coolant has been consumed; and
  - (iv) The need to ventilate the transport unit before entering is clearly indicated by a warning on the door(s) of the transport unit;
- (c) Thermal insulation and single mechanical refrigeration provided that for substance(s) to be carried with a flash point lower than the sum of the emergency temperature plus 5 °C explosion-proof electrical fittings, EEx IIB T3 are used within the cooling compartment to prevent ignition of flammable vapours from the substances;
- (d) Thermal insulation and combined mechanical refrigeration system with coolant system; provided that:
  - (i) The two systems are independent of one another;
  - (ii) The provisions in (b) and (c) are complied with;
- (e) Thermal insulation and dual mechanical refrigeration system; provided that:
  - (i) Apart from the integral power supply unit, the two systems are independent of one another;
  - (ii) Each system alone is capable of maintaining adequate temperature control; and
  - (iii) For substance(s) to be carried with a flash point lower than the sum of the emergency temperature plus 5 °C explosion-proof electrical fittings, EEx IIB T3 are used within the cooling compartment to prevent ignition of flammable vapours from the substances.

Copyright © United Nations, 2019. All rights reserved

7.1.7.4.6 The methods described in 7.1.7.4.5 (d) and (e) may be used for all organic peroxides and self-reactive substances and polymerizing substances.

The method described in 7.1.7.4.5 (c) may be used for organic peroxides and self-reactive substances of Types C, D, E and F and, when the maximum ambient temperature to be expected during carriage does not exceed the control temperature by more than 10 °C, for organic peroxides and self-reactive substances of Type B and polymerizing substances.

The method described in 7.1.7.4.5 (b) may be used for organic peroxides and self-reactive substances of Types C, D, E and F and polymerizing substances when the maximum ambient temperature to be expected during carriage does not exceed the control temperature by more than 30 °C.

The method described in 7.1.7.4.5 (a) may be used for organic peroxides and self-reactive substances of Types C, D, E and F and polymerizing substances when the maximum ambient temperature to be expected during carriage is at least 10 °C below the control temperature.

7.1.7.4.7 Where substances are required to be carried in insulated, refrigerated or mechanically-refrigerated vehicles or containers, these vehicles or containers shall satisfy the requirements of Chapter 9.6 of ADR.

7.1.7.4.8 If substances are contained in protective packagings filled with a coolant, they shall be loaded in closed or sheeted vehicles or closed or sheeted containers. If the vehicles or containers used are closed they shall be adequately ventilated. Sheeted vehicles and containers shall be fitted with sideboards and a tailboard. The sheets of these vehicles and containers shall be of an impermeable and non-combustible material.

7.1.7.5 to 7.1.9.99 (Reserved)

Copyright © United Nations, 2019. All rights reserved

Copyright © United Nations, 2019. All rights reserved

## CHAPTER 7.2

### TANK VESSELS

#### 7.2.0 General requirements

7.2.0.1 The provisions of 7.2.0 to 7.2.5 are applicable to tank vessels.

7.2.0.2 to 7.2.0.99 (*Reserved*)

#### 7.2.1 Mode of carriage of goods

7.2.1.1 to 7.2.1.20 (*Reserved*)

##### 7.2.1.21 Carriage in cargo tanks

7.2.1.21.1 Substances, their assignment to the various types of tank vessels and the special conditions for their carriage in these tank vessels, are listed in Table C of Chapter 3.2.

7.2.1.21.2 Substances, which according to column (6) of Table C of Chapter 3.2, have to be carried in a tank vessel of type N, open, may also be carried in a tank vessel of type N, open, with flame-arresters; type N, closed; types C or G provided that all conditions of carriage prescribed for tank vessels of type N, open, as well as all other conditions of carriage required for these substances in Table C of Chapter 3.2 are met.

7.2.1.21.3 Substances which, according to column (6) of Table C of Chapter 3.2 have to be carried in a tank vessel of type N, open, with flame-arresters, may also be carried in tank vessels of type N, closed, and types C or G provided that all conditions of carriage prescribed for tank vessels of type N, open, with flame arresters, as well as all other conditions of carriage required for these substances in Table C of Chapter 3.2 are met.

7.2.1.21.4 Substances which, according to column (6) of Table C of Chapter 3.2 have to be carried in a tank vessel of type N, closed, may also be carried in tank vessels of type C or G provided that all conditions of carriage prescribed for tank vessels of type N, closed, as well as all other conditions of carriage required for these substances in Table C of Chapter 3.2 are met.

7.2.1.21.5 Substances which, according to column (6) of Table C of Chapter 3.2 have to be carried in tank vessels of type C may also be carried in tank vessels of type G provided that all conditions of carriage prescribed for tank vessels of type C as well as all other conditions of carriage required for these substances in Table C of Chapter 3.2 are met.

7.2.1.21.6 Oily and greasy wastes resulting from the operation of the vessel may only be carried in fire-resistant receptacles, fitted with a lid, or in cargo tanks.

7.2.1.21.7 A substance which according to column (8) of Table C of Chapter 3.2 must be carried in cargo tank type 2 (integral cargo tank), may also be carried in a cargo tank type 1 (independent cargo tank) or cargo tank type 3 (cargo tank with walls distinct from the outer hull) of the vessel type prescribed in Table C or a vessel type prescribed in 7.2.1.21.2 to 7.2.1.21.5, provided that all other conditions of carriage required for this substance by Table C of Chapter 3.2 are met.

7.2.1.21.8 A substance which according to column (8) of Table C of Chapter 3.2 must be carried in cargo tank type 3 (cargo tank with walls distinct from the outer hull), may also be carried in a cargo tank type 1 (independent cargo tank) of the vessel type prescribed in Table C or a vessel type prescribed in 7.2.1.21.2 to 7.2.1.21.5 or in a type C vessel with cargo tank type 2 (integral cargo tank), provided that at least the conditions of carriage concerning the prescribed N type are met and all other conditions of carriage required for this substance by Table C of Chapter 3.2 or 7.2.1.21.2 to 7.2.1.21.5 are met.

Copyright © United Nations, 2019. All rights reserved

7.2.1.22 to 7.2.1.99 (Reserved)

## **7.2.2 Requirements applicable to vessels**

### **7.2.2.0 Permitted vessels**

**NOTE 1:** The relief pressure of the safety valves shall be indicated in the certificate of approval (see 8.6.1.3).

**NOTE 2:** The design pressure and the test pressure of cargo tanks shall be indicated in the certificate of the recognised classification society prescribed in 9.3.1.8.1 or 9.3.2.8.1 or 9.3.3.8.1.

**NOTE 3:** Where a vessel carries cargo tanks with different valve-relief pressures, the relief pressure of each tank shall be indicated in the certificate of approval and the design and test pressures of each tank shall be indicated in the certificate of the recognised classification society.

7.2.2.0.1 Dangerous substances may be carried in tank vessels of Types G, C or N in accordance with the requirements of sections 9.3.1, 9.3.2 or 9.3.3 respectively. The type of tank vessel to be used is specified in column (6) of Table C in chapter 3.2 and in 7.2.1.21.

**NOTE:** The substances accepted for carriage in the individual vessel are listed in the vessel substance list to be drawn up by the recognised classification society (see 1.16.1.2.5).

7.2.2.1 to 7.2.2.4 (Reserved)

### **7.2.2.5 Instructions for the use of devices and installations**

Where specific safety rules have to be complied with when using any device or installation, instructions for the use of the particular device or installation shall be readily available for consultation at appropriate places on board in the language normally spoken on board, and also, if that language is not English, French or German, in English, French or German unless agreements concluded between the countries concerned in the transport operation provide otherwise.

### **7.2.2.6 Gas detection system**

When the list of substances on the vessel according to 1.16.1.2.5 contains substances for which n-Hexane is not representative, the gas detection system shall also be calibrated in addition according to the most critical LEL of the substances accepted for carriage on the vessel.

7.2.2.7 to 7.2.2.18 (Reserved)

### **7.2.2.19 Pushed convoys and side-by-side formations**

7.2.2.19.1 Where at least one vessel of a convoy or side-by-side formation is required to be in possession of a certificate of approval for the carriage of dangerous goods, all vessels of such convoy or side-by-side formation shall be provided with an appropriate certificate of approval.

Vessels not carrying dangerous goods shall comply with the provisions of 7.1.2.19.

7.2.2.19.2 For the purposes of the application of this Chapter, the entire pushed convoy or side-by-side formation shall be deemed to be a single vessel.



Copyright © United Nations, 2019. All rights reserved

7.2.2.19.3 When a pushed convoy or a side-by-side formation comprises a tank vessel carrying dangerous substances, vessels used for propulsion shall meet the requirements of the following paragraphs:

1.16.1.1, 1.16.1.2, 1.16.1.3, 1.16.1.4, 7.2.2.5, 8.1.4, 8.1.5, 8.1.6.1, 8.1.6.3, 8.1.7, 8.3.5, 9.3.3.0.1, 9.3.3.0.3 (d), 9.3.3.0.5, 9.3.3.10.1, 9.3.3.10.2, 9.3.3.10.5, 9.3.3.12.4, 9.3.3.12.6, 9.3.3.16.1, 9.3.3.16.2, 9.3.3.17.1 to 9.3.3.17.4, 9.3.3.31.1 to 9.3.3.31.5, 9.3.3.32.2, 9.3.3.34.1, 9.3.3.34.2, 9.3.3.40.1, (however, one single fire or ballast pump shall be sufficient), 9.3.3.40.2, 9.3.3.41, 9.3.3.51, 9.3.3.52.1 to 9.3.3.52.8, 9.3.3.71 and 9.3.3.74.

Vessels used only to move tank vessels where the list of substances on the vessel according to 1.16.1.2.5 contains only substances for which explosion protection is not required do not have to meet the requirements of 9.3.3.10.1, 9.3.3.10.5, 9.3.3.12.6, 9.3.3.51 and 9.3.3.52.1. In this case the following entry shall be made in the certificate of approval or provisional certificate of approval under number 5, permitted derogations: 'Derogation from 9.3.3.10.1, 9.3.3.10.5, 9.3.3.12.6, 9.3.3.51 and 9.3.3.52.1; the vessel may only move tank vessels where the list of substances on the vessel according to 1.16.1.2.5 contains only substances for which explosion protection is not required'.

7.2.2.19.4 During loading and unloading of substances for which explosion protection is required in column (17) of Table C of Chapter 3.2, only installations and equipment that meet the requirements of 9.3.3.53 may be used on the deck of other vessels of the convoy. This condition shall not apply to:

- (a) Installations and equipment of vessels linked fore or aft of the vessel which is being loaded or unloaded, if the tank vessel being loaded or unloaded is equipped with a protective wall at the respective end of the cargo area or located at a distance of at least 12.00 m from the boundary plane of the cargo area of the vessel being loaded or unloaded.
- (b) Installations and equipment of tank vessels coupled side-by-side with the vessel being loaded or unloaded, if such installations or equipment are positioned behind a protective wall according to 9.3.3.10.3 and the protective wall is not next to the cargo area of the vessel being loaded or unloaded, or located at a distance of at least 12.00 m from the boundary plane of the cargo area of the vessel being loaded or unloaded.

7.2.2.20 *(Reserved)*

#### 7.2.2.21 ***Safety and control equipment***

It shall be possible to interrupt loading or unloading of substances of Class 2 and substances assigned to UN Nos. 1280 and 2983 of Class 3 by means of switches installed at two locations on the vessel (fore and aft) and at two locations ashore (directly at the access to the vessel and at an appropriate distance on shore). Interruption of loading and unloading shall be effected by the means of a quick closing valve which shall be directly fitted to the flexible connecting hose between the vessel and the shore facility.

The system of disconnection shall be designed in accordance with the closed circuit principle.

7.2.2.22 *(Deleted)*

7.2.2.23 to 7.2.2.99 *(Reserved)*

Copyright © United Nations, 2019. All rights reserved

### 7.2.3 General service requirements

#### 7.2.3.1 *Access to cargo tanks, residual cargo tanks, cargo pump-rooms below deck, cofferdams, double-hull spaces, double bottoms and hold spaces; inspections*

7.2.3.1.1 The cofferdams shall be empty. They shall be inspected once a day in order to ascertain that they are dry (except for condensation water).

7.2.3.1.2 Access to the cargo tanks, residual cargo tanks, cofferdams, double-hull spaces, double bottoms and hold spaces is not permitted except for carrying out inspections or cleaning operations.

7.2.3.1.3 Access to the double-hull spaces and the double bottoms is not permitted while the vessel is under way.

7.2.3.1.4 When the concentration of flammable or toxic gases and vapours given off by the cargo or the oxygen content has to be measured before entry into cargo tanks, residual cargo tanks, cargo pump-rooms below deck, cofferdams, double-hull spaces, double bottoms or hold spaces, the results of these measurements shall be recorded in writing.

The measurement may only be effected by an expert referred to in 8.2.1.2 equipped with breathing apparatus suited to the substance carried.

Entry into these spaces is not permitted for the purpose of measuring.

7.2.3.1.5 Before any person enters cargo tanks, the residual cargo tanks, the cargo pump-rooms below deck, cofferdams, double-hull spaces, double bottoms, hold spaces or other confined spaces:

- (a) When dangerous substances of Classes 2, 3, 4.1, 6.1, 8 or 9 for which a gas detector is required in column (18) of Table C of Chapter 3.2 are carried on board the vessel, it shall be established, by means of this device that the concentration of flammable gases and vapours given off by the cargo in these cargo tanks, residual cargo tanks, cargo pump-rooms below deck, cofferdams, double-hull spaces, double bottoms, or hold spaces is not more than 50% of the LEL. For the cargo pump-rooms below deck this may be determined by means of the permanent gas detection system;
- (b) When dangerous substances of Classes 2, 3, 4.1, 6.1, 8 or 9 for which a toximeter is required in column (18) of Table C of Chapter 3.2 are carried on board the vessel, it shall be established, by means of this device that the cargo tanks, residual cargo tanks, cargo pump-rooms below deck, cofferdams, double-hull spaces, double bottoms or hold spaces do not contain concentration of toxic gases and vapours given off by the cargo which exceeds national accepted exposure levels.

In deviation of 1.1.4.6, more stringent national legislation on the entry into holds shall take precedence over the ADN.

7.2.3.1.6 Entry into empty cargo tanks, the residual cargo tanks, the cargo pump-rooms below deck, cofferdams, double-hull spaces, double bottoms, hold spaces or other confined spaces is only permitted if:

- The concentration of flammable gases and vapours given off by the cargo in the cargo tanks, the residual cargo tanks, the cargo pump-rooms below deck, cofferdams, double-hull spaces, double bottoms, hold spaces or other confined spaces, is below 10% of the LEL, the concentration of toxic gases and vapours given off by the cargo is below national accepted exposure levels, and the percentage of oxygen is between 20 and 23,5 vol %; or

Copyright © United Nations, 2019. All rights reserved

- The concentration of flammable gases and vapours given off by the cargo in the cargo tanks, the residual cargo tank, the cargo pump-rooms below deck, cofferdams, double-hull spaces, double bottoms, hold spaces or other confined spaces, is below 10% of the LEL, and the person entering the spaces wears a self-contained breathing apparatus and other necessary protective and rescue equipment, and is secured by a line. Entry into these spaces is only permitted if this operation is supervised by a second person for whom the same equipment is readily at hand. Another two persons capable of giving assistance in an emergency shall be on the vessel within calling distance. If a rescue winch has been installed, only one other person is sufficient.

In case of emergency or mechanical problems, it is allowed to enter the tank when the concentration of flammable gases and vapours given off by cargo is between 10 and 50% of the LEL. The breathing apparatus (self-contained) in use has to be designed in such a way that the causing of sparks is avoided.

In deviation of 1.1.4.6, more stringent national legislation on the entry into cargo tanks shall take precedence over the ADN.

#### **7.2.3.2      *Cargo pump-rooms below deck***

7.2.3.2.1      When carrying dangerous substances of classes 3, 4.1, 6.1, 8 or 9, the cargo pump-rooms below deck shall be inspected daily so as to ascertain that there are no leaks. The bilges and the drip pans shall be kept free from products.

7.2.3.2.2      When the gas detection system is activated, the loading and unloading operations shall be stopped immediately. All shut-off devices shall be closed and the cargo pump-rooms shall be evacuated immediately. All entrances shall be closed. The loading or unloading operations shall not be continued except when the damage has been repaired or the fault eliminated.

7.2.3.3 to 7.2.3.5      *(Reserved)*

#### **7.2.3.6      *Gas detection system***

The gas detection system shall be maintained and calibrated by trained and qualified personnel in accordance with the instructions of the manufacturer.

#### **7.2.3.7      *Degassing of empty or unloaded cargo tanks and piping for loading and unloading***

7.2.3.7.0      Degassing of empty or unloaded cargo tanks and piping for loading and unloading into the atmosphere or to reception facilities is permitted under the conditions below but only if and insofar it is not prohibited on the basis of other legal requirements.

7.2.3.7.1      *Degassing of empty or unloaded cargo tanks and piping for loading and unloading into the atmosphere*

7.2.3.7.1.1      Empty or unloaded cargo tanks having previously contained dangerous substances of:

- Class 2 or Class 3, with a classification code including the letter “T” in column (3b) of Table C of Chapter 3.2;
- Class 6.1; or
- Packing group I of Class 8;

may only be degassed by an expert according to 8.2.1.2. This may be carried out only at the locations approved by the competent authority.

Copyright © United Nations, 2019. All rights reserved

7.2.3.7.1.2 Where degassing of cargo tanks having previously contained the dangerous goods referred to in 7.2.3.7.1.1 above is not practicable at the locations approved for this purpose by the competent authority, degassing may be carried out while the vessel is under way, provided that:

- The requirements of the first paragraph of 7.2.3.7.1.3 are complied with; the concentration of flammable gases and vapours given off by the cargo in the vented mixture at the outlet shall, however, be not more than 10% of the LEL;
- The crew is not exposed to a concentration of gases and vapours which exceeds national accepted exposure levels;
- Any entrances or openings of spaces connected to the outside are closed; this provision does not apply to the air supply openings of the engine room and overpressure ventilation systems;
- Any member of the crew working on deck is wearing suitable protective equipment;
- It is not carried out within the area of locks including their lay-bys, under bridges or within densely populated areas.

7.2.3.7.1.3 Degassing of empty or unloaded cargo tanks having contained dangerous goods other than those referred to under 7.2.3.7.1.1, when the concentration of flammable gases and vapours given off by the cargo is 10% of the LEL or above, may be carried out while the vessel is underway or at locations approved by the competent authority by means of suitable venting equipment with the tank lids closed and by leading the gas/air mixtures through flame-arresters capable of withstanding steady burning (Explosion group / subgroup according to column (16) of Table C, Chapter 3.2). The concentration of flammable gases and vapours in the vented mixture at the outlet shall be less than 50% of the LEL. The suitable venting equipment may be used for degassing by extraction only when a flame-arrester is fitted immediately before the ventilation fan on the extraction side (Explosion group /subgroup according to column (16) of Table C, Chapter 3.2). The concentration of flammable gases and vapours shall be measured once each hour during the two first hours after the beginning of the degassing operation by forced ventilation or by extraction, by an expert referred to in 8.2.1.2. The results of these measurements shall be recorded in writing.

Degassing is, however, prohibited within the area of locks including their lay-bys, under bridges or within densely populated areas.

Degassing of empty or unloaded cargo tanks having contained dangerous goods other than those referred to in 7.2.3.7.1.1, when the concentration of gases and vapours given off by the cargo is below 10% of the LEL, is allowed, and also additional openings of the cargo tank are allowed to be opened as long as the crew is not exposed to a concentration of gases and vapour which exceeds national accepted exposure levels. Also, there is no obligation to use a flame arrester.

It is prohibited within the area of locks, including their lay-bys, under bridges or within densely populated areas.

7.2.3.7.1.4 Degassing operations shall be interrupted during a thunderstorm or when, due to unfavourable wind conditions, dangerous concentrations of flammable or toxic gases and vapours are to be expected outside the cargo area in front of the accommodation, the wheelhouse and service spaces. The critical state is reached as soon as concentrations given off by the cargo of flammable gases and vapours of more than 20% of the LEL or of toxic gases and vapours exceeding the national accepted exposure levels have been detected in those areas by measurements by means of portable measurement devices.

Copyright © United Nations, 2019. All rights reserved

7.2.3.7.1.5 The marking prescribed in 7.2.5.0.1 may be withdrawn by order of the master when, after degassing of the cargo tanks, it has been ascertained, using the equipment described in column (18) of Table C of Chapter 3.2, that none of the cargo tanks contain flammable gases and vapours in concentrations of more than 20% of the LEL or contain a concentration of toxic gases and vapours which exceeds national accepted exposure levels. The result of the measurement shall be recorded in writing.

7.2.3.7.1.6 Before taking measures which could cause hazards as described in 8.3.5, all cargo tanks and pipes in the cargo area shall be made gas-free. This shall be documented in a gas-free certificate, valid on the day the works commence. The condition of being gas-free may only be declared and certified by a person approved by the competent authority.

7.2.3.7.2 *Degassing of empty or unloaded cargo tanks and piping for loading and unloading to reception facilities*

7.2.3.7.2.1 Empty or unloaded cargo tanks may only be degassed by an expert according to 8.2.1.2. If required by international or national law, it may only be carried out at the locations approved by the competent authority. Degassing to a mobile reception facility while the vessel is underway, is prohibited. Degassing to a mobile reception facility is prohibited while another vessel degasses to the same facility. Degassing to an on board mobile reception facility is prohibited.

7.2.3.7.2.2 Before the degassing operation commences, the degassing vessel shall be earthed. The master of the degassing vessel or an expert according to 8.2.1.2 mandated by him and the operator of the reception facility shall have filled in and signed a checklist confirming with 8.6.4 of ADN.

The checklist shall be printed at least in languages understood by the master or the expert and the operator of the reception facility.

If a positive response to all the questions is not possible, degassing to a reception facility is only permitted with the consent of the competent authority.

7.2.3.7.2.3 Degassing to reception facilities may be carried out by using the piping for loading and unloading or the venting piping to remove the gases and vapours from the cargo tanks while using the other piping respectively to prevent exceedance of the maximum permissible overpressure or vacuum of the cargo tanks.

Piping shall be part of a closed system or, if used to prevent exceedance of the maximum permissible vacuum in the cargo tanks, be equipped with a permanently installed or portable spring-loaded low-pressure valve, with a flame-arrester (Explosion group/subgroup according to column (16) of Table C of Chapter 3.2) if explosion protection is required (column (17) of Table C of Chapter 3.2). This low-pressure valve shall be so installed that under normal working conditions the vacuum valve is not activated. A permanently installed valve or the opening to which a portable valve is connected, must remain closed with a blind flange when the vessel is not degassing to a reception facility.

All piping connected between the degassing vessel and the reception facility shall be equipped with an appropriate flame arrester if explosion protection is required in column (17) of Table C of Chapter 3.2. The requirements for piping on board shall be: Explosion group/subgroup according to column (16) of Table C of Chapter 3.2.

7.2.3.7.2.4 It shall be possible to interrupt degassing operations by means of switches installed at two locations on the vessel (fore and aft) and at two locations at the reception facility (directly at the access to the vessel and at the location from where the reception facility is operated). Interruption of degassing shall be effected by the means of a quick closing valve which shall be directly fitted in the connection between the degassing vessel and the reception facility. The system of disconnection shall be designed in accordance with the closed circuit principle

Copyright © United Nations, 2019. All rights reserved

and may be integrated in the emergency shutdown system of the cargo pumps and overfill protections prescribed in 9.3.1.21.5, 9.3.2.21.5 and 9.3.3.21.5.

Degassing operations shall be interrupted during a thunderstorm.

- 7.2.3.7.2.5 The marking prescribed in column (19) of Table C of Chapter 3.2 may be withdrawn by order of the master when, after degassing of the cargo tanks, it has been ascertained, using the equipment described in column (18) of Table C of Chapter 3.2, that none of the cargo tanks contain flammable gases and vapours in concentrations of more than 20% of the LEL or contain a concentration of toxic gases and vapours which exceeds national accepted exposure levels. The result of the measurement shall be recorded in writing.
- 7.2.3.7.2.6 Before taking measures which could cause hazards as described in 8.3.5, all cargo tanks and pipes in the cargo area shall be made gas-free. This shall be documented in a gas-free certificate, valid on the day the works commence. The condition of being gas-free may only be declared and certified by a person approved by the competent authority.
- 7.2.3.7.3 Where gas-freeing of cargo tanks having previously contained the dangerous goods referred to in 7.2.3.7.1 above is not practicable at the locations designated or approved for this purpose by the competent authority, gas-freeing may be carried out while the vessel is under way, provided that:
- the requirements of 7.2.3.7.2 are complied with; the concentration of dangerous substances in the vented mixture at the outlet shall, however, be not more than 10% of the lower explosive limit;
  - there is no risk involved for the crew;
  - any entrances or openings of spaces connected to the outside are closed; this provision does not apply to the air supply openings of the engine room and overpressure ventilation systems;
  - any member of the crew working on deck is wearing suitable protective equipment;
  - it is not carried out within the area of locks including their lay-bys, under bridges or within densely populated areas.
- 7.2.3.7.4 Gas-freeing operations shall be interrupted during a thunderstorm or when, due to unfavourable wind conditions, dangerous concentrations of gases are to be expected outside the cargo area in front of accommodation, the wheelhouse and service spaces. The critical state is reached as soon as concentrations of more than 20% of the lower explosive limit have been detected in those areas by measurements by means of portable equipment.
- 7.2.3.7.5 The marking prescribed in column (19) of Table C of Chapter 3.2 may be withdrawn by the master when, after gas-freeing of the cargo tanks, it has been ascertained, using the equipment described in column (18) of Table C of Chapter 3.2, that the cargo tanks no longer contain flammable gases in concentrations of more than 20% of the lower explosive limit or do not contain any significant concentration of toxic gases.
- 7.2.3.7.6 Before taking measures which could cause hazards as described in section 8.3.5, cargo tanks and pipes in the cargo area shall be cleaned and gas-freed. The result of the gas-freeing shall be documented in a gas-free certificate. The condition of being gas-free may only be declared and certified by a person approved by the competent authority.

Copyright © United Nations, 2019. All rights reserved

7.2.3.8 to 7.2.3.11 (Reserved)

**7.2.3.12 Ventilation**

7.2.3.12.1 While the machinery in the service spaces is operating, the extension ducts connected to the air inlets, if any, shall be in the upright position; otherwise the inlets shall be closed. This provision does not apply to air inlets of service spaces outside the cargo area, provided the inlets without extension duct are located not less than 0.50 m above the deck.

7.2.3.12.2 The ventilation of pump rooms shall be in operation:

- at least 30 minutes before entry and during occupation;
- during loading, unloading and degasing; and
- after the gas detection system has been activated.

7.2.3.13 and 7.2.3.14 (Reserved)

**7.2.3.15 Expert on board the vessel**

When dangerous substances are carried, the responsible master shall at the same time be an expert according to 8.2.1.2. In addition this expert shall be:

- An expert as referred to in 8.2.1.5 when dangerous goods are carried for which a type G tank vessel is prescribed in column (6) of Table C of Chapter 3.2; and
- An expert as referred to in 8.2.1.7 when dangerous goods are carried for which a type C tank vessel is prescribed in column (6) of Table C of Chapter 3.2.

**NOTE:** Which master of the vessel's crew is the responsible master shall be determined and documented on board by the carrier. If there is no such determination, the requirement applies to every master.

*By derogation from this, for the loading and unloading of dangerous goods in a tank barge, it is sufficient that the person who is responsible for loading and unloading and for ballasting of the tank barge has the expertise required according to 8.2.1.2.*

During the carriage of goods for which a type C tank vessel is prescribed in column (6) of Table C of Chapter 3.2 and cargo tank type 1 in column (8), an expert referred to in 8.2.1.5 for carriage in type G vessels is sufficient.

7.2.3.16 All measurements on board the vessel shall be performed by an expert according to 8.2.1.2, unless provided otherwise in the Regulations annexed to ADN. The results of the measurements shall be recorded in writing in the book according to 8.1.2.1 (g).

7.2.3.17 to 7.2.3.19 (Reserved)

**7.2.3.20 Water ballast**

7.2.3.20.1 Cofferdams and hold spaces containing insulated cargo tanks shall not be filled with water. Double-hull spaces, double bottoms and hold spaces which do not contain insulated cargo tanks may be filled with ballast water provided:

- this has been taken into account in the intact and damage stability calculations; and
- the filling is not prohibited in column (20) of Table C of Chapter 3.2.



Copyright © United Nations, 2019. All rights reserved

If the water in the ballast tanks and compartments leads to the vessel no longer respecting these stability criteria:

- fixed level indicators shall be installed; or
- the filling level of the ballast tanks and compartments shall be checked daily before departure and during operations.

In case of the existence of level indicators, ballast tanks may also be partially filled. Otherwise they shall be completely full or empty.

7.2.3.20.2 (Deleted)

7.2.3.21 (Reserved)

**7.2.3.22** *Entrances to hold spaces, cargo pump-rooms below deck and cofferdams, openings of cargo tanks and residual cargo tanks; closing devices*

The cargo tanks, residual cargo tanks and entrances to cargo pump-rooms below deck, cofferdams and hold spaces shall remain closed. This requirement shall not apply to cargo pump-rooms on board oil separator and supply vessels or to the other exceptions set out in this Part.

7.2.3.23 and 7.2.3.24 (Reserved)

**7.2.3.25** *Connections between pipes*

7.2.3.25.1 Connecting two or more of the following groups of pipes is prohibited:

- (a) piping for loading and unloading;
- (b) pipes for ballasting and draining cargo tanks, cofferdams, hold spaces, double-hull spaces and double bottoms;
- (c) pipes located outside the cargo area.

7.2.3.25.2 The provision of 7.2.3.25.1 above does not apply to removable pipe connections between cofferdam pipes and

- piping for loading and unloading;
- pipes located outside the cargo area while the cofferdams have to be filled with water in an emergency.

In these cases the connections shall be designed so as to prevent water from being drawn from the cargo tanks. The cofferdams shall be emptied only by means of ejectors or an independent system within the cargo area.

7.2.3.25.3 The provisions of 7.2.3.25.1 (b) and (c) above do not apply to:

- pipes intended for ballasting and draining double-hull spaces and double bottoms which do not have a common boundary with the cargo tanks;
- pipes intended for ballasting hold spaces where the pipes of the fire-fighting system within the cargo area are used for this purpose. Double-hull and double bottom spaces and hold spaces shall be stripped only by means of ejectors or an independent system within the cargo area.



Copyright © United Nations, 2019. All rights reserved

7.2.3.26 and 7.2.3.27 (Reserved)

7.2.3.28 *Refrigeration system*

For the carriage of refrigerated substances, an instruction shall be on board mentioning the permissible maximum loading temperature in relation to the capacity of the refrigeration system and the insulation design of the cargo tanks.

**7.2.3.29 *Lifeboats***

7.2.3.29.1 The lifeboat required in accordance with the Regulations referred to in 1.1.4.6 shall be stowed outside the cargo area. The lifeboat may, however, be stowed in the cargo area provided an easily accessible collective life-saving appliance conforming to the Regulations referred to in 1.1.4.6 is available within the accommodation area. If the vessel substance list according to 1.16.1.2.5 contains substances for which explosion protection is required in column (17) of Table C of Chapter 3.2,

- Outboard motors and their fuel tanks shall be carried on board only outside the cargo area; and
- Mechanical inflation devices, outboard motors and their electrical installations shall be put into operation only outside the cargo area.

7.2.3.29.2 7.2.3.29.1 above does not apply to oil separator or supply vessels.

7.2.3.30 (Reserved)

**7.2.3.31 *Engines***

7.2.3.31.1 The use of engines running on fuels having a flashpoint equal to or lower than 55 °C (e.g. petrol engines) is prohibited. This provision does not apply to:

- the petrol-operated outboard motors of lifeboats;
- the propulsion and auxiliary systems which meet the requirements of Chapter 30 and Annex 8, Section 1 of the European Standard laying down Technical Requirements for Inland Navigation vessels (ES-TRIN) as amended.<sup>1</sup>

7.2.3.31.2 The carriage of power-driven conveyances such as passenger cars and motor boats in the cargo area is prohibited.

**7.2.3.32 *Oil fuel tanks***

Double bottoms with a height of at least 0.60 m may be used as oil fuel tanks, provided they have been constructed in accordance with Part 9.

7.2.3.33 to 7.2.3.40 (Reserved)

**7.2.3.41 *Smoking, fire or naked light***

7.2.3.41.1 Smoking, including electronic cigarettes and other similar devices, fire and naked light are prohibited on board the vessel.

This prohibition shall be displayed on notice boards at appropriate places.

<sup>1</sup> As available on the website of the Comité Européen pour l'Élaboration de Standards dans le Domaine de Navigation Intérieure – CESNI, <https://www.cesni.eu/en/documents/es-trin/>.

Copyright © United Nations, 2019. All rights reserved

The prohibition on smoking does not apply in the accommodation or the wheelhouse, provided that their windows, doors, skylights and hatches are closed or the ventilation system is adjusted to guarantee an overpressure of at least 0.1 kPa.

- 7.2.3.41.2 Heating, cooking and refrigerating appliances shall not be fuelled with liquid fuels, liquid gas or solid fuels.

Cooking and refrigerating appliances may only be used in the accommodation and in the wheelhouse.

- 7.2.3.41.3 Heating appliances or boilers fuelled with liquid fuels having a flash-point above 55° C which are installed in the engine room or in another suitable space may, however, be used.

#### **7.2.3.42** *Cargo heating system*

- 7.2.3.42.1 Heating of the cargo is not permitted except where there is risk of solidification of the cargo or where the cargo, because of its viscosity, cannot be unloaded in the usual manner.

In general, a liquid shall not be heated up to a temperature above its flash-point.

Special provisions are included in column 20 of Table C of Chapter 3.2.

- 7.2.3.42.2 Cargo tanks containing substances which are heated during transport shall be equipped with devices for measuring the temperature of the cargo.

- 7.2.3.42.3 During unloading, the cargo heating system may be used provided that the space where it has been installed meets in all respects the provisions of 9.3.2.52.3 or 9.3.3.52.3.

- 7.2.3.42.4 The provisions of 7.2.3.42.3 above do not apply when the cargo heating system is supplied with steam from shore and only the circulation pump is in operation, as well as when the flash-point of the cargo being unloaded is not less than 60 °C.

- 7.2.3.43 *(Reserved)*

#### **7.2.3.44** *Cleaning operations*

The use of liquids having a flash-point below 55 °C for cleaning purposes is permitted only in the explosion hazardous area.

- 7.2.3.45 to 7.2.3.50 *(Reserved)*

#### **7.2.3.51** *Electrical and non-electrical installations and equipment*

- 7.2.3.51.1 The electrical and non-electrical installations and equipment shall be properly maintained in a faultless condition.

- 7.2.3.51.2 The use of movable electric cables is prohibited in the explosion hazardous area. This provision does not apply to the movable electric cables referred to in 9.3.1.53.3, 9.3.2.53.3, and 9.3.3.53.3.

Movable electric cables must undergo visual inspection each time before use. They must be installed in such a way as to ensure that they are not at risk of damage. Connectors must be located outside of the explosion danger area.

The use of electric cables to connect the power network of a vessel to a land-based power network is not permitted:

Copyright © United Nations, 2019. All rights reserved

- During the loading or unloading of substances for which explosion protection is required in column (17) of Table C of Chapter 3.2; or
- When the vessel is located immediately adjacent to or within an onshore assigned zone.

7.2.3.51.3 The sockets for connecting the signal lights and gangway lighting or for submerged pumps on board oil separator vessels shall not be live except when the signal lights or the gangway lighting or the submerged pumps on board oil separator vessels are switched on.

Connecting or disconnecting shall not be possible except when the sockets are not live.

7.2.3.51.4 During a stay in the immediate vicinity of or within an onshore assigned zone, electrical and non-electrical installations and equipment not complying with the requirements of 9.3.x.51 (a), 9.3.x.51 (b), 9.3.x.51 (c) or 9.3.x.52.1 (marked in red according to 9.3.x.51 and 9.3.x.52.3) shall be switched off, cooled down to below the temperature mentioned in 9.3.x.51 (a) or 9.3.x.51 (b), or the measures mentioned in 7.2.3.51.6 shall be taken.

When the list of substances on the vessel according to 1.16.1.2.5 contains substances for which explosion protection is required in column (17) of Table C of Chapter 3.2, this provision applies also during loading and unloading and gas-freeing during berthing.

7.2.3.51.5 When the list of substances on the vessel according to 1.16.1.2.5 contains substances for which the temperature classes T4, T5 or T6 are indicated in column (15) of Table C of Chapter 3.2, the corresponding surface temperatures within the assigned zones shall not exceed 135 °C (T4), 100 °C (T5) or 85 °C (T6), respectively.

7.2.3.51.6 7.2.3.51.4 and 7.2.3.51.5 do not apply in the accommodation, the wheelhouse or service spaces located outside the cargo area if:

- (a) The ventilation system is adjusted to guarantee an overpressure of at least 0.1 kPa; and
- (b) The gas detection system is switched on, taking measurements continuously.

7.2.3.51.7 Installations and equipment according to 7.2.3.51.4 that have been switched off during loading and unloading, gas-freeing during berthing or a stay in the vicinity of or within an onshore assigned zone may only be switched on again:

- Once the vessel is no longer in the vicinity of or within the onshore assigned zone; or
- When values corresponding to 10% of the LEL of n-Hexane or 10% of the LEL of the cargo, whichever is the more critical, are reached in the wheelhouse, accommodation and service spaces located outside the cargo area.

The results of the measurements shall be recorded in writing.

7.2.3.51.8 If vessels are not able to meet the requirements of 7.2.3.51.4 and 7.2.3.51.6, they are not permitted to remain in the immediate vicinity of or within an onshore assigned zone.

7.2.3.52 to 7.2.3.99 (Reserved)

Copyright © United Nations, 2019. All rights reserved

**7.2.4 Additional requirements concerning loading, carriage, unloading and other handling of cargo**

**7.2.4.1 *Limitation of the quantities carried***

7.2.4.1.1 The carriage of packages in the cargo area is prohibited. This prohibition does not apply to:

- residual cargo, washing water, cargo residues and slops contained in no more than six approved receptacles for residual products and receptacles for slops having a maximum total capacity of not more than 12 m<sup>3</sup>. The receptacles for residual products and the receptacles for slops shall be properly secured in the cargo area, be located at a minimum distance from the hull equal to one quarter of the vessel's breadth and comply with the provisions of 9.3.2.26.3 or 9.3.3.26.3 concerning them;
- to cargo samples, up to a maximum of 30, of substances accepted for carriage in the tank vessel, where the maximum contents are 500 ml per receptacle. Receptacles shall meet the packing requirements referred to in Part 4 of ADR and shall be placed on board, at a specific point in the cargo area, such that under normal conditions of carriage they cannot break or be punctured and their contents cannot spill in the hold space. Fragile receptacles shall be suitably padded.

7.2.4.1.2 On board oil separator vessel receptacles with a maximum capacity of 2.00 m<sup>3</sup> oily and greasy wastes resulting from the operation of vessels may be placed in the cargo area provided that these receptacles are properly secured.

7.2.4.1.3 On board supply vessels or other vessels delivering products for the operation of vessels, packages of dangerous goods and non-dangerous goods may be carried in the cargo area up to a gross quantity of 5,000 kg provided that this possibility is mentioned in the certificate of approval. The packages shall be properly secured and shall be protected against heat, sun and bad weather.

7.2.4.1.4 On board supply vessels or other vessels delivering products for the operation of vessels, the number of cargo samples referred to in 7.2.4.1.1 may be increased from 30 to a maximum of 500.

**7.2.4.2 *Reception of oily and greasy wastes resulting from the operation of vessels and delivery of products for the operation of vessels***

7.2.4.2.1 The reception of unpackaged liquid oily and greasy wastes resulting from the operation of vessels may only be effected by suction.

7.2.4.2.2 Mooring and reception of oily and greasy wastes may not take place during the loading and unloading of substances for which protection against explosion is required in column (17) of Table C of Chapter 3.2 nor during the degassing of tank vessels. This requirement does not apply to oil separator vessels provided that the provisions for protection against explosion applicable to the dangerous substance are complied with.

7.2.4.2.3 Mooring and handing over of products for the operation of vessels shall not take place during the loading or unloading of substances for which protection against explosions is required in column (17) of Table C of Chapter 3.2 nor during the degassing of tank vessels. This requirement does not apply to supply vessels provided that the provisions for protection against explosion applicable to the dangerous substance are complied with.

7.2.4.2.4 The competent authority may issue derogations to the requirements of 7.2.4.2.1 and 7.2.4.2.2 above. During unloading it may also issue derogations to 7.2.4.2.3 above.

7.2.4.3 to 7.2.4.6 (Reserved)

Copyright © United Nations, 2019. All rights reserved

#### **7.2.4.7** *Places of loading and unloading*

7.2.4.7.1 Tank vessels shall be loaded or unloaded only at the places designated or approved for this purpose by the competent authority. If a zone is assigned onshore at the loading or unloading station, the vessel is only authorized to stay in its immediate vicinity or within the zone if it meets the requirements of 9.3.x.12.4 (b) or (c), 9.3.x.51, 9.3.x.52.1 and 9.3.x.52.3. The competent authority may allow exceptions in individual cases.

7.2.4.7.2 The reception from other vessels of unpackaged oily and greasy liquid wastes resulting from the operation of vessels and the handing over of products for the operation of vessels into the bunkers of other vessels shall not be taken to be loading or unloading within the meaning of 7.2.4.7.1 above or transshipment within the meaning of 7.2.4.9.

7.2.4.8 *(Reserved)*

#### **7.2.4.9** *Cargo transfer operations*

Partial or complete cargo transfer into another vessel without permission from the competent authority is prohibited outside a cargo transfer place approved for this purpose.

**NOTE 1:** *For transshipment to means of transport of another mode see 7.2.4.7.1.*

**NOTE 2:** *This prohibition also applies to transshipment between supply vessels.*

#### **7.2.4.10** *Checklist*

7.2.4.10.1 Loading or unloading shall start only once a checklist conforming with section 8.6.3 of ADN has been completed for the cargo in question and questions 1 to 19 of the list have been checked off with an "X". Irrelevant questions should be deleted. The list shall be completed, after the pipes intended for the handling are connected and prior to the handling, in duplicate and signed by the master or a person mandated by him and the person responsible for the handling at the shore facilities. If a positive response to all the questions is not possible, loading or unloading is only permitted with the prior consent of the competent authority.

7.2.4.10.2 The list shall conform to the model in 8.6.3.

7.2.4.10.3 The checklist shall be printed at least in languages understood by the master and the person responsible for the handling at the shore facilities.

7.2.4.10.4 The provisions of 7.2.4.10.1 to 7.2.4.10.3 above shall not apply to the reception of oily and greasy wastes by oil separator vessels nor to the handing over of products for the operation of vessels by supply vessels.

#### **7.2.4.11** *Loading plan*

7.2.4.11.1 *(Deleted)*

7.2.4.11.2 The master shall enter on a cargo stowage plan the goods carried in the individual cargo tanks. The goods shall be described as in the transport document (information according to 5.4.1.1.2 (a) to (d)).

#### **7.2.4.12** *Registration during the voyage*

The following particulars shall immediately be entered in the register referred to in 8.1.11:

Loading: Place of loading and loading berth, date and time, UN number or identification number of the substance, proper shipping name of the substance, the class and packing group if any;

Copyright © United Nations, 2019. All rights reserved

Unloading: Place of unloading and unloading berth, date and time;

Degasing of UN No. 1203 petrol: Degasing place and facility or sector, date and time.

These particulars shall be provided for each cargo tank.

#### **7.2.4.13 Measures to be taken before loading**

- 7.2.4.13.1 When residues of the previous cargo may cause dangerous reactions with the next cargo, any such residues shall be properly removed.

Substances which react dangerously with other dangerous goods shall be separated by a cofferdam, an empty space, a pump-room, an empty cargo tank or a cargo tank loaded with a substance which does not react with the cargo.

Where an empty, uncleaned cargo tank, or a cargo tank containing residues of previous cargo of a substance liable to react dangerously with other dangerous goods, this separation is not required if the master has taken appropriate measures to avoid a dangerous reaction.

If the vessel is equipped with piping for loading and unloading below the deck passing through the cargo tanks, the mixed loading or carriage of substances likely to react dangerously with each other is prohibited.

- 7.2.4.13.2 Before the start of loading operations, any prescribed safety and control devices and any items of equipment shall, if possible, be checked and controlled for proper functioning.

- 7.2.4.13.3 Before the start of loading operations the overflow control device switch shall be connected to the shore installation.

#### **7.2.4.14 Cargo handling and stowage**

Dangerous goods shall be loaded in the cargo area in cargo tanks, in cargo residue tanks or in packages permitted under 7.2.4.1.1.

#### **7.2.4.15 Measures to be taken after unloading (stripping system)**

- 7.2.4.15.1 If the provisions listed in 1.1.4.6.1 foresee the application of a stripping system, the cargo tanks and the cargo piping shall be emptied by means of the stripping system in accordance with the conditions laid down in the testing procedure after each unloading operation. This provision need not be complied with if the new cargo is the same as the previous cargo or a different cargo, the carriage of which does not require a prior cleaning of the cargo tanks.

Residual cargo shall be discharged ashore by means of the equipment provided for that effect (article 7.04 Nr. 1 and appendix II model 1 of CDNI) or shall be stored in the vessel's own tank for residual products or in receptacles for residual products according to 7.2.4.1.1.

- 7.2.4.15.2 During the filling of the residual tanks and receptacles for residual products, released gases shall be safely evacuated. They shall only be connected to the venting piping for the time necessary to fill them.

Capacity to collect any leaking liquids shall be placed under the connections used during filling.

- 7.2.4.15.3 The degasing of cargo tanks and piping for loading and unloading shall be carried out in compliance with the conditions of 7.2.3.7.

Copyright © United Nations, 2019. All rights reserved

**7.2.4.16**      *Measures to be taken during loading, carriage, unloading and handling*

7.2.4.16.1      The loading rate and the maximum operational pressure of the cargo pumps shall be determined in agreement with the personnel of the shore installation.

7.2.4.16.2      All safety or control devices required in the cargo tanks shall remain switched on. During carriage this provision is only applicable for the installations mentioned in 9.3.1.21.1 (e) and (f), 9.3.2.21.1 (e) and (f) or 9.3.3.21.1 (e) and (f).

In the event of a failure of a safety or control device, loading or unloading shall be suspended immediately.

When a cargo pump-room is located below deck, the prescribed safety and control devices in the cargo pump-room shall remain permanently switched on.

Any failure of the gas detection system shall be immediately signalled in the wheelhouse and on deck by a visual and audible warning.

7.2.4.16.3      The shut-off devices of the loading and unloading piping if available, as well as of the pipes of the stripping systems shall remain closed except during loading, unloading, stripping, cleaning or degassing operations.

7.2.4.16.4      If the vessel is fitted with a transverse bulkhead according to 9.3.1.25.3, 9.3.2.25.3 or 9.3.3.25.3, the doors in this bulkhead shall be closed during loading and unloading.

7.2.4.16.5      Receptacles intended for recovering possible liquid spillage shall be placed under connections to shore installations used for loading and unloading. Before coupling and after uncoupling the connections and in between if necessary, the receptacles shall be emptied. These requirements shall not apply to the carriage of substance of Class 2.

7.2.4.16.6      In case of recovery of the gas-air mixture from shore into the vessel, the pressure at the connecting-point of the vapour return piping and the venting piping shall not be more than the opening pressure of the pressure relief device/high-velocity vent valve.

7.2.4.16.7      When a tank vessel conforms to 9.3.2.22.4 (b) or 9.3.3.22.4 (b), the individual cargo tanks shall be closed off during carriage and opened during loading, unloading and degassing.

7.2.4.16.8      Persons entering the premises located in the cargo area below deck during loading or unloading shall wear the PP equipment referred to in 8.1.5 if this equipment is prescribed in column (18) of Table C of Chapter 3.2.

Persons connecting or disconnecting the loading and unloading piping or the venting piping, relieving pressure in cargo tanks, taking samples, carrying out measurements or cleaning or replacing the flame arrester plate stack (see 7.2.4.22), shall wear the PP equipment referred to in 8.1.5 if this equipment is prescribed in column (18) of Table C of Chapter 3.2; they shall also wear protective equipment A if a toximeter (TOX) is prescribed in column (18) of Table C of Chapter 3.2.

7.2.4.16.9      (a)      During loading or unloading in a closed tank vessel of substances for which an open type N vessel with a flame arrester is sufficient according to columns (6) and (7) of Table C of Chapter 3.2, the cargo tanks may be opened using the safe pressure-relief device referred to in 9.3.2.22.4 (a) or 9.3.3.22.4 (a).

(b)      During loading or unloading in a closed tank vessel of substances for which an open type N vessel is sufficient according to columns (6) and (7) of Table C of Chapter 3.2, the cargo tanks may be opened using the safe pressure-relief device referred to in 9.3.2.22.4 (a) or 9.3.3.22.4 (a) or using another suitable opening in the venting

Copyright © United Nations, 2019. All rights reserved

piping if any accumulation of water and its penetration into the cargo tanks is prevented and the opening is appropriately closed again after loading or unloading.

- 7.2.4.16.10 7.2.4.16.9 shall not apply when the cargo tanks contain gases or vapour from substances for the carriage of which a closed-type tank vessel is required in column (7) of Table C of Chapter 3.2.
- 7.2.4.16.11 The connection closure referred to in 9.3.1.21.1 (g), 9.3.2.21.1 (g) or 9.3.3.21.1 (g) can be opened only after a gastight connection has been made to the closed or partly closed sampling device.
- 7.2.4.16.12 For substances requiring protection against explosions according to column (17) of Table C of Chapter 3.2, the connection of the venting piping to the shore installation shall be such that the vessel is protected against detonations and the passage of flames from the shore (explosion group/subgroup according to column (16) of table C of Chapter 3.2). The protection of the vessel against detonations and the passage of flames from the shore is not required when the cargo tanks are inerted in accordance with 7.2.4.18.
- 7.2.4.16.13 For the carriage of substances of UN No. 2448, or of goods of Class 5.1 or 8, the bulwark ports, openings in the foot rail, etc., shall not be closed off. Nor shall they be closed off, during the voyage, in the event of carriage of other dangerous goods.
- 7.2.4.16.14 If supervision is required in column (20) of Table C of Chapter 3.2 for substances of Classes 2 or 6.1, loading and unloading shall be carried out under the supervision of a person who is not a member of the crew and has been mandated for the task by the consignor or the consignee.
- 7.2.4.16.15 The initial cargo throughput established in the loading instructions shall be such as to ensure that no electrostatic charge exists at the start of loading.
- 7.2.4.16.16 Measures to be taken before loading refrigerated liquefied gases
- Unless the temperature of the cargo is controlled in accordance with 9.3.1.24.1 (a) or 9.3.1.24.1 (c) guaranteeing the use of the maximal boil-off in any service conditions, the holding time has to be determined by the master or another person on his behalf before loading and validated by the master or another person on his behalf during loading and shall be documented on board.
- 7.2.4.16.17 Determination of the holding time
- A table, approved by the recognized classification society that certified the vessel, giving the relation between holding time and filling conditions, incorporating the parameters below shall be kept on board.
- The holding time of the cargo shall be determined on the basis of the following parameters:
- The heat transmission coefficient as defined in 9.3.1.27.9;
  - The set pressure of the safety valves;
  - The initial filling conditions (temperature of cargo during loading and degree of filling);
  - The ambient temperatures as given in 9.3.1.24.2;
  - When using the boil-off vapours, the minimum guaranteed use of the boil-off vapours (that is the amount of boil-off vapours used under any service conditions), may be taken into account.



Copyright © United Nations, 2019. All rights reserved

*Adequate safety margin*

To leave an adequate margin to ensure safety, the holding time is at least three times the expected duration of the journey of the vessel, including the following:

- To ensure safety for short journeys of (as expected) no more than 5 days, the minimum holding time for any vessel with refrigerated liquefied gases is 15 days.
- For long journeys of (as expected) more than 10 days, the minimum holding time shall be 30 days, adding two days for each day the journeys takes more than 10 days.

As soon as it becomes clear that the cargo will not be unloaded within the holding time, the master shall inform the nearest emergency services according to 1.4.1.2.

**7.2.4.17**      ***Closing of windows and doors***

7.2.4.17.1      During loading, unloading, degasing operations, or a stay in the vicinity of or within an onshore assigned zone, all entrances or openings of spaces which are accessible from the deck and all openings of spaces facing the outside shall remain closed.

This provision does not apply to:

- air intakes of running engines;
- ventilation inlets of engine rooms while the engines are running;
- air intakes of the ventilation system referred to in 9.3.1.12.4, 9.3.2.12.4 or 9.3.3.12.4;
- air intakes of air conditioning installations if these openings are fitted with a gas detection system referred to in 9.3.1.12.4, 9.3.2.12.4 or 9.3.3.12.4.

These entrances and openings may only be opened when necessary and for a short time, after the master has given his permission.

7.2.4.17.2      After the loading, unloading and degasing operations, the spaces which are accessible from the deck shall be ventilated.

7.2.4.17.3      The provisions of 7.2.4.17.1 and 7.2.4.17.2 above shall not apply to the reception of oily and greasy wastes resulting from the operation of vessels nor to the handing over of products for the operation of vessels.

**7.2.4.18**      ***Blanketing of the cargo and inerting***

7.2.4.18.1      In cargo tanks and the corresponding piping, inerting in the gaseous phase or blanketing of the cargo may be necessary. Inerting and blanketing of the cargo are defined as follows:

- Inerting: cargo tanks and the corresponding piping and other spaces for which this process is prescribed in column (20) of Table C of Chapter 3.2 are filled with gases or vapours which prevent combustion, do not react with the cargo and maintain this state;
- Blanketing of the cargo: spaces in the cargo tanks above the cargo and the corresponding piping are filled with a liquid, gas or vapour so that the cargo is separated from the air and this state is maintained.

7.2.4.18.2      For certain substances the requirements for inerting and blanketing of the cargo in cargo tanks, in the corresponding piping and in adjacent empty spaces are given in column (20) of Table C of Chapter 3.2.

Copyright © United Nations, 2019. All rights reserved

7.2.4.18.3 (Reserved)

7.2.4.18.4 Inerting or blanketing of flammable cargoes shall be carried out in such a way as to reduce the electrostatic charge as far as possible when the inerting agent is added.

7.2.4.19 (Deleted)

7.2.4.20 (Reserved)

#### **7.2.4.21 Filling of cargo tanks**

7.2.4.21.1 The degree of filling given in column (11) of Table C of Chapter 3.2 or calculated in accordance with 7.2.4.21.3 for the individual cargo tank shall not be exceeded.

7.2.4.21.2 The provisions of 7.2.4.21.1 above do not apply to cargo tanks the contents of which are maintained at the filling temperature during carriage by means of heating equipment. In this case calculation of the degree of filling at the beginning of carriage and control of the temperature shall be such that, during carriage, the maximum allowable degree of filling is not exceeded.

7.2.4.21.3 For carriage of substances having a relative density higher than that stated in the certificate of approval, the maximum permissible degree of filling of the cargo tanks shall be calculated in accordance with the following formula:

maximum permissible degree of filling (%) =  $a * 100/b$

a = relative density stated in the certificate of approval,

b = relative density of the substance.

The degree of filling given in column (11) of Table C of Chapter 3.2 shall, however, not be exceeded.

**NOTE:** Furthermore, the requirements concerning stability, longitudinal strength and the deepest permissible draught of the vessel shall be observed when filling the cargo tanks.

7.2.4.21.4 If the degree of filling of 97.5% is exceeded a technical installation shall be authorized to pump off the overflow. During such an operation an automatic visual alarm shall be activated on deck.

#### **7.2.4.22 Opening of openings of cargo tanks**

7.2.4.22.1 Opening of cargo tanks apertures shall be permitted only after the tanks have been relieved of pressure.

Pressure relief of cargo tanks is permitted only when using the device for safe pressure relief prescribed in 9.3.2.22.4 (a) and 9.3.2.22.4 (b) or 9.3.3.22.4 (a) and 9.3.3.22.4 (b). When explosion protection is required under column (17) of Table C of Chapter 3.2, the opening of cargo tank covers shall be permitted only if the cargo tanks in question have been degassed and the concentration of flammable gases in the tanks is less than 10% of the lower explosive limit of the cargo/previous cargo. The results of the measurements shall be recorded in writing. Entry into these cargo tanks is not permitted for the purpose of measuring.

7.2.4.22.2 Opening of sampling outlets is only permitted for sampling and control or cleaning of empty cargo tanks.

Copyright © United Nations, 2019. All rights reserved

7.2.4.22.3 Sampling shall be permitted only if a device prescribed in column (13) of Table C of Chapter 3.2 or a device ensuring a higher level of safety is used.

Opening of sampling outlets of cargo tanks loaded with substances for which marking with one or two blue cones or one or two blue lights is prescribed in column (19) of Table C of Chapter 3.2 shall be permitted only when loading has been interrupted for not less than 10 minutes.

7.2.4.22.4 The sampling receptacles including all accessories such as ropes, etc., shall consist of electrostatically conductive material and shall, during sampling, be electrically connected to the vessel's hull.

7.2.4.22.5 Opening of the housing of the flame arresters is permitted only for the cleaning of the flame arrester plate stack or replacement by flame arrester plate stacks of the same design.

Opening is permitted only when the relevant cargo tanks are empty and the concentration of flammable gases in the cargo tank is less than 10% of the lower explosive limit of the cargo/previous cargo.

The results of the measurements shall be recorded in writing.

Cleaning and replacing of the flame arrester plate stack shall be carried out only by trained and qualified personnel.

7.2.4.22.6 For the operations referred to in 7.2.4.22.4 and 7.2.4.22.5, only low-sparking hand tools (e.g. chromium vanadium steel screwdrivers and wrenches) shall be used.

7.2.4.22.7 The duration of opening shall be limited to the time necessary for control, cleaning, replacing the flame arrester or sampling.

7.2.4.22.8 The provisions of 7.2.4.22.1 to 7.2.4.22.7 above shall not apply to oil separator or supply vessels.

7.2.4.23 *(Reserved)*

#### **7.2.4.24 *Simultaneous loading and unloading***

During loading or unloading of cargo tanks, no other cargo shall be loaded or unloaded. The competent authority may grant exceptions during unloading.

#### **7.2.4.25 *Loading and unloading piping and venting piping***

7.2.4.25.1 Loading and unloading as well as stripping of cargo tanks shall be carried out by means of the fixed cargo piping of the vessel.

The metal fittings of the connections to the shore piping shall be electrically earthed so as to prevent the accumulation of electrostatic charges.

7.2.4.25.2 The loading and unloading piping shall not be extended by pipes or hose assemblies fore or aft beyond the cofferdams.

This requirement shall not apply to hose assemblies used for the reception of oily and greasy wastes resulting from the operation of vessels and the delivery of products for the operation of vessels.

7.2.4.25.3 *(Reserved)*

Copyright © United Nations, 2019. All rights reserved

7.2.4.25.4 The liquid remaining in the piping shall be completely drained into the cargo tanks, if possible, or safely removed. This requirement shall not apply to supply vessels.

7.2.4.25.5 The gas/air mixtures released during loading operations shall be returned ashore through a vapour return piping if:

- A closed cargo tank is required according to column (7) of Table C of Chapter 3.2; or
- A closed cargo tank was required for the previous cargo in column (7) of Table C of Chapter 3.2 and before the loading the concentration of flammable gases of the previous cargo in the cargo tank is above 10% of the LEL or the cargo tank contains toxic gases, corrosive gases (packing group I or II) or gases with CMR-characteristics (Categories 1A or 1B) in a concentration above national accepted exposure levels, the results of these measurements shall be recorded in writing.

If the substance to be loaded requires explosion protection according to column (17) of Table C of Chapter 3.2, and the use of the vapour return piping is prescribed, the connection of the vapour return piping shall be designed such that the vessel is protected against detonations and the passage of flames from the shore. The protection of the vessel against detonations and the passage of flames from the shore is not required when the cargo tanks are inerted in accordance with 7.2.4.18.

7.2.4.25.6 When substances of Class 2 are carried the requirements of 7.2.4.25.4 shall be deemed to have been satisfied if the piping for loading and unloading have been purged with the cargo gas or with nitrogen.

7.2.4.25.7 For connecting or disconnecting loading or unloading piping and venting piping, only low-sparking hand tools (e.g. chromium vanadium steel screwdrivers and wrenches) shall be used.

7.2.4.26 and 7.2.4.27 (Reserved)

#### **7.2.4.28      *Water-spray system***

7.2.4.28.1 If a gas or vapour water-spray system is required in column (9) of Table C of Chapter 3.2, it shall be kept ready for operation during loading, unloading and carriage. If a water-spray system is required to cool the tank-deck, it shall be kept ready for operation during the carriage.

7.2.4.28.2 When water-spraying is required in column (9) of Table C of Chapter 3.2 and the pressure of the gaseous phase in the cargo tanks may reach 80% of the relief pressure of the pressure relief devices/high-velocity vent valves, the master shall take all measures compatible with safety to prevent the pressure from reaching that value. He shall in particular activate the water-spray system.

7.2.4.28.3 If a water-spray system is required in column (9) of Table C of Chapter 3.2 and remark 23 is indicated in column (20) of Table C of Chapter 3.2, the instrument measuring the internal pressure shall activate an alarm when the internal pressure reaches 40 kPa (0.4 bar). The water-spray system shall immediately be activated and remain in operation until the internal pressure drops to 30 kPa (0.3 bar).

#### **7.2.4.29      *Transport of refrigerated liquefied gases***

During loading or unloading the drip tray as mentioned in 9.3.1.21.11 shall be placed under the shore connection of the piping for loading and unloading in use, and a water film as mentioned in 9.3.1.21.11 shall be activated.

7.2.4.30 to 7.2.4.39 (Reserved)

Copyright © United Nations, 2019. All rights reserved

**7.2.4.40      *Fire-extinguishing arrangements***

During loading and unloading, the fire extinguishing systems, the fire main with hydrants complete with couplings and jet/spray nozzles or with couplings and hose assemblies with couplings and jet/spray nozzles shall be kept ready for operation in the cargo area on deck.

The freezing of fire-mains and hydrants shall be prevented.

**7.2.4.41      *Smoking, fire or naked light***

During loading, unloading or degassing operations, fires, naked lights, and smoking are prohibited on board the vessel.

However, the provisions of 7.2.3.42.3 and 7.2.3.42.4 are applicable.

**7.2.4.42      *Cargo heating system***

The maximum allowable temperature for carriage indicated in column (20) of Table C of Chapter 3.2 shall not be exceeded.

7.2.4.43 to 7.2.4.50      *(Reserved)*

**7.2.4.51      *Electrical installations and equipment***

7.2.4.51.1 and 7.2.4.51.2      *(Deleted)*

7.2.4.51.3      Equipment for active cathodic corrosion protection shall be disconnected before berthing and may not be re-connected until after the departure of the vessel, at earliest.

7.2.4.52      *(Reserved)*

**7.2.4.53      *Lighting***

If loading or unloading is performed at night or in conditions of poor visibility, effective lighting shall be provided. If provided from the deck, it shall be effected by properly secured electrical lighting appliances which shall be positioned in such a way that they cannot be damaged.

7.2.4.54 to 7.2.4.59      *(Reserved)*

**7.2.4.60      *Special equipment***

The shower and the eye and face bath prescribed in the rules for construction shall be kept ready in all weather conditions for use during loading and unloading operations and cargo transfer operations by pumping.

7.2.4.61 to 7.2.4.73      *(Reserved)*

7.2.4.74      *(Deleted)*

**7.2.4.75      *Risk of sparking***

All electrically continuous connections between the vessel and the shore shall be so designed that they do not present a source of ignition. If the vessel substance list as referred to in 1.16.1.2.5 includes substances that require anti-explosion protection in accordance with column (17) of Table C of Chapter 3.2, taking off clothes not sufficiently dissipative shall be prohibited in zone 1.

Copyright © United Nations, 2019. All rights reserved

**7.2.4.76**      *Synthetic ropes*

During loading and unloading operations, the vessel may be moored by means of synthetic ropes only when steel cables are used to prevent the vessel from going adrift.

Steel cables sheathed in synthetic material or natural fibres are considered as equivalent when the minimum tensile strength required in accordance with the Regulations referred to in 1.1.4.6 is obtained from the steel strands.

Oil separator vessels may, however, be moored by means of appropriate synthetic ropes during the reception of oily and greasy wastes resulting from the operation of vessels, as may supply vessels and other vessels during the delivery of products for the operation of vessels.

Copyright © United Nations, 2019. All rights reserved

**7.2.4.77 Possible means of evacuation in case of an emergency**

		Tank vessel/tank barge				
		Class				
		2, 3 (except second and third entries of UN No. 1202, packing group III, in Table C)	3 (only for the second and third entries of UN No. 1202, packing group III, in Table C), 4.1	5.1, 6.1	8	9
1	Two escape routes inside or outside the cargo area in opposite directions	•	•	•	•	•
2	One escape route outside the cargo area and one safe haven outside the vessel including the escape route towards it from the opposite end	•	•	•	•	•
3	One escape route outside the cargo area and one safe haven on the vessel at the opposite end	•	•	•**	•	•
4	One escape route outside the cargo area and one life boat at the opposite end		•		•	•
5	One escape route outside the cargo area and one escape boat at the opposite end	•	•	•	•	•
6	One escape route inside the cargo area and one escape route outside the cargo area at the opposite end	•	•	•	•	•
7	One escape route inside the cargo area and one safe haven outside the vessel in the opposite direction	•	•	•	•	•
8	One escape route inside the cargo area and one safe haven on the vessel in the opposite direction	•	•	•**	•	•
9	One escape route inside the cargo area and one life boat at the opposite end		•		•	•
10	One escape route inside the cargo area and one escape boat at the opposite end	•	•	•	•	•
11	One escape route inside or outside the cargo area and two safe havens on the vessel at opposite ends	•	•	•**	•	•
12	One escape route inside or outside the cargo area and two safe areas on the vessel at opposite ends	•	•	•**	•	•
13	One escape route outside the cargo area		•		*•	•
14	One escape route inside the cargo area		•		*•	•
15	One or more safe havens outside the vessel, including the escape route towards it	•	•	•	*•	•

• = Possible option.

\* = Not accepted in case of classification codes TFC, CF or CFT.

\*\*= Not accepted if there is a risk that oxidizing substances in combination with flammable liquids may cause an explosion.

Copyright © United Nations, 2019. All rights reserved

Based on local circumstances, competent authorities may prescribe additional requirements for the availability of means of evacuation.

7.2.4.78 to 7.2.4.99 (Reserved)

## **7.2.5 Additional requirements concerning the operation of vessels**

### **7.2.5.0 Marking**

7.2.5.0.1 Vessels carrying dangerous goods listed in Table C of Chapter 3.2 shall display the number of blue cones or blue lights indicated in column (19) and in accordance with CEVNI. When because of the cargo carried no marking with blue cones or blue lights is prescribed but the concentration of flammable or toxic gases and vapours in the cargo tanks, given off by the last cargo for which marking was required, is higher than 20% of the LEL or exceeds the national accepted exposure levels, the number of blue cones or blue lights to be carried is determined by the last cargo for which this marking was required.

7.2.5.0.2 When more than one marking should apply to a vessel, the first of the options below shall apply:

- two blue cones or two blue lights; or
- one blue cone or one blue light.

7.2.5.0.3 By derogation from 7.2.5.0.1 above, and in accordance with the footnotes to article 3.14 of the CEVNI, the competent authority of a Contracting Party may authorize seagoing vessels temporarily operating in an inland navigation area on the territory of this Contracting Party, the use of the day and night signals prescribed in the Recommendations on the Safe Transport of Dangerous Cargoes and Related Activities in Port Areas adopted by the Maritime Safety Committee of the International Maritime Organization (by night an all-round fixed red light and by day flag “B” of the International Code of Signals), instead of the signals prescribed in 7.2.5.0.1. The competent authority which has taken the initiative with respect to the derogation granted shall notify the Executive Secretary of the UNECE, who shall bring this derogation to the attention of the Administrative Committee.

### **7.2.5.1 Mode of navigation**

The competent authorities may impose restrictions on the inclusion of tank vessels in pushed convoys of large dimension.

7.2.5.2 (Reserved)

### **7.2.5.3 Mooring**

Vessels shall be moored securely, but in such a way that they can be released quickly in an emergency and the electric cables and hose assemblies are not compressed, folded or subject to tensile strain.

### **7.2.5.4 Berthing**

7.2.5.4.1 The distances from other vessels to be kept by berthed vessels carrying dangerous goods shall be not less than those prescribed by the Regulations referred to in 1.1.4.6.

7.2.5.4.2 An expert, as required by 7.2.3.15 shall be permanently on board berthed vessels carrying dangerous substances. The competent authority may, however, exempt from this obligation those vessels which are berthed in the harbour basin or in a permitted berthing position.



Copyright © United Nations, 2019. All rights reserved

7.2.5.4.3 Outside the berthing areas specifically designated by the competent authority, the distances to be kept by berthed vessels shall not be less than:

- 100 m from residential areas, civil engineering structures or storage tanks, if the vessel is required to be marked with one blue cone or blue light in accordance with column (19) of Table C of Chapter 3.2;
- 100 m from civil engineering structures and storage tanks; and 300 m from residential areas if the vessel is required to be marked with two blue cones or two blue lights in accordance with column (19) of Table C of Chapter 3.2.

While waiting in front of locks or bridges, vessels are allowed to keep distances less than those given above. In no case shall the distance be less than 100 m.

7.2.5.4.4 The competent authority may prescribe distances less than those given in 7.2.5.4.3 above.

7.2.5.5 to 7.2.5.7 *(Reserved)*

#### **7.2.5.8 *Reporting duty***

7.2.5.8.1 In the States where the reporting duty is in force, the master of the vessel shall provide information in accordance with paragraph 1.1.4.6.1.

7.2.5.8.2 to 7.2.5.8.4 *(Deleted)*

7.2.5.9 to 7.2.9.99 *(Reserved)*

Copyright © United Nations, 2019. All rights reserved

Copyright © United Nations, 2019. All rights reserved

## **PART 8**

### **Provisions for vessel crews, equipment, operation and documentation**

Copyright © United Nations, 2019. All rights reserved

Copyright © United Nations, 2019. All rights reserved

## CHAPTER 8.1

### GENERAL REQUIREMENTS APPLICABLE TO VESSELS AND EQUIPMENT

8.1.1 *(Reserved)*

#### 8.1.2 Documents

8.1.2.1 In addition to the documents required by other regulations, the following documents shall be kept on board:

- (a) The vessel's certificate of approval referred to in 1.16.1.1 or the vessel's provisional certificate of approval referred to in 1.16.1.3 and the annex referred to in 1.16.1.4;
- (b) Transport documents referred to in 5.4.1 for all dangerous goods on board and, where necessary the container/vehicle packing certificate (see 5.4.2);
- (c) The instructions in writing prescribed in 5.4.3;
- (d) A copy of the ADN with the latest version of its annexed Regulations which may be a copy which can be consulted by electronic means at any time;
- (e) The inspection certificate of the insulation resistance of the electrical installations prescribed in 8.1.7.1 and the certificates prescribed in 8.1.7.2 concerning the inspection of all installations, equipment and self-contained protection systems and the conformity of the documents required in 8.1.2.2 (e) to (h) and 8.1.2.3 (r) to (v) with the circumstances on board;
- (f) A certificate concerning the inspection of the fire-extinguishing hoses prescribed in 8.1.6.1 and a certificate concerning the inspection of the special equipment prescribed in 8.1.6.3;
- (g) A book in which all required measurement results are recorded;
- (h) A copy of the relevant text of the special authorizations referred to in 1.5 if the transport operation is performed under this/these special authorization(s);
- (i) Means of identification, which include a photograph, for each crew member, in accordance with 1.10.1.4; and
- (j) *(Deleted)*

8.1.2.2 In addition to the documents prescribed in 8.1.2.1, the following documents shall be carried on board dry cargo vessels:

- (a) The stowage plan prescribed in 7.1.4.11;
- (b) The ADN specialized knowledge certificate prescribed in 8.2.1.2;
- (c) For vessels complying with the additional requirements for double-hull vessels:
  - a damage-control plan;
  - the documents concerning intact stability as well as all conditions of intact stability taken into account for the damaged stability calculation in a form the master understands;
  - the certificate of the recognized classification society (see 9.1.0.88 or 9.2.0.88);

Copyright © United Nations, 2019. All rights reserved

- (d) The inspection certificates concerning the fixed fire extinguishing systems prescribed in 9.1.0.40.2.9;
- (e) A list of or a general plan indicating the fixed installations and equipment suitable for use at least in zone 1 and the installations and equipment complying with 9.1.0.51;
- (f) A list of or a general plan indicating the fixed installations and equipment which are not authorized for use during loading and unloading, during a stay near to or within an onshore assigned zone (marked in red according to 9.1.0.52.2);
- (g) A plan indicating the boundaries of the zones and the location of the electrical and non-electrical equipment installed in the relevant zones intended for used in explosion hazardous areas;
- (h) A list of the installations and equipment referred to under (g) with the following information:
  - Installation/equipment, location, marking (explosion protection level according to IEC 60079-0, equipment category according to Directive 2014/34/EU<sup>1</sup> or equivalent protection level, explosion group, temperature class, type of protection, test body) in case of electrical equipment for use in zone 1 (alternatively, a copy of the certificate of conformity according to Directive 2014/34/EU<sup>1</sup>);
  - Installation/equipment, location, marking (explosion protection level according to IEC 60079-0, equipment category according to Directive 2014/34/EU<sup>1</sup> or equivalent protection level, including explosion group and temperature class, type of protection, identification number) in case of electrical equipment for use in zone 2 and in the case of non-electrical equipment for use in zone 1 and zone 2 (alternatively, a copy of the certificate of conformity according to Directive 2014/34/EU<sup>1</sup>);

The documents listed above shall bear the stamp of the competent authority issuing the certificate of approval.

8.1.2.3 In addition to the documents prescribed in 8.1.2.1, the following documents shall be carried on board tank vessels:

- (a) The cargo stowage plan prescribed in 7.2.4.11.2;
- (b) The ADN specialized knowledge certificate prescribed in 8.2.1.2;
- (c) For vessels which have to conform to the conditions of damage-control (see 9.3.1.15, 9.3.2.15 or 9.3.3.15)
  - a damage-control plan;
  - the documents concerning intact stability as well as all conditions of intact stability taken into account for the damaged stability calculation in a form the master understands; the stability booklet and the proof of the loading instrument having been approved by the recognized classification society;
- (d) *(Deleted)*
- (e) The certificate of class issued by the recognized classification society prescribed in 9.3.1.8.1, 9.3.2.8.1 or 9.3.3.8.1;

<sup>1</sup> Official Journal of the European Union No. L 96 of 29 March 2014, p. 309.

Copyright © United Nations, 2019. All rights reserved

- (f) The certificates concerning the inspection of the special equipment, the gas detection systems and the oxygen measuring system prescribed in 8.1.6.3;
- (g) The vessel substance list prescribed in 1.16.1.2.5;
- (h) The inspection certificate for the hose assemblies for loading and unloading prescribed in 8.1.6.2;
- (i) The instructions relating to the loading and unloading flows prescribed in 9.3.2.25.9 or 9.3.3.25.9;
- (j) The inspection certificate of the cargo pump-rooms prescribed in 8.1.8;
- (k) In the event of the carriage of goods having a melting point  $\geq 0^{\circ}\text{C}$ , heating instructions;
- (l) *(Deleted)*
- (m) The registration document referred to in 8.1.11;
- (n) For the carriage of refrigerated substances, the instruction required in 7.2.3.28;
- (o) The certificate concerning the refrigeration system, prescribed in 9.3.1.27.10, 9.3.2.27.10 or 9.3.3.27.10;
- (p) The inspection certificates concerning the fixed fire extinguishing systems prescribed in 9.3.1.40.2.9, 9.3.2.40.2.9 or 9.3.3.40.2.9; and
- (q) When carrying refrigerated liquefied gases and the temperature is not controlled in accordance with 9.3.1.24.1 (a) and 9.3.1.24.1 (c), the determination of the holding time (7.2.4.16.16, 7.2.4.16.17 and documentation on the heat transmission coefficient);
- (r) A list of or a general plan indicating the fixed installations and equipment suitable to be used at least in zone 1 and the installations and equipment complying with 9.3.x.51;
- (s) A list of or a general plan indicating the fixed installations and equipment which are not authorized for use during loading and unloading, gas-freeing or during a stay near to or within an onshore assigned zone (marked in red according to 9.3.1.52.3, 9.3.2.52.3 or 9.3.3.52.3);
- (t) A plan approved by a recognized classification society indicating the boundaries of the zones and the location of the electrical and non-electrical equipment installed in the relevant zone intended to be used in explosion hazardous areas, as well as self-contained protection systems;
- (u) A list of the installations/equipment referred to under (t) and of the self-contained protection systems, with the following information:
  - Installations/equipment, location, marking (explosion protection level according to IEC 60079-0, equipment category according to Directive 2014/34/EU<sup>1</sup> or at least equivalent), including explosion group and temperature class, type of protection and test body, in the case of electrical equipment for use in zone 0 or zone 1 and, in the case of non-electrical equipment for use in zone 0;

<sup>1</sup> Official Journal of the European Union No. L 96 of 29 March 2014, p. 309.

Copyright © United Nations, 2019. All rights reserved

(alternatively, a copy of the inspection certificate, for example the declaration of conformity under Directive 2014/34/EU<sup>1</sup>);

- Installation/equipment, location, marking (explosion protection level according to IEC 60079-0, equipment category according to Directive 2014/34/EU<sup>1</sup> or equivalent protection level, including explosion group and temperature class, type of protection, identification number) in the case of electrical equipment for use in zone 2 and in the case of non-electrical equipment for use in zone 1 and zone 2 (alternatively, a copy of the inspection certificate, for example, the certificate of conformity according to Directive 2014/34/EU<sup>1</sup>);
  - Self-protection system, place of installation, marking (explosion group/subgroup):
- (v) A list of or general plan indicating the fixed installations and equipment installed outside the explosion hazardous areas that may be used during loading, unloading, gas-freeing, berthing or during a stay in the immediate vicinity of or within an onshore assigned zone, if not referred to in (r) and (u).

The documents listed in (r) to (v) shall bear the stamp of the competent authority issuing the certificate of approval.”.

- (w) The certificates required under 3.2.3.1, Explanations concerning Table C, explanatory note for column (20), remark 12 subparagraphs (p) and (q), if appropriate;
- (x) The certificates required under 3.2.3.1, Explanations concerning Table C, explanatory note for column (20), remark 33 subparagraphs (i), (n) and (o), if appropriate.

8.1.2.4 The instructions in writing referred to in 5.4.3 shall be handed to the master before loading. They shall be kept readily at hand in the wheelhouse.

On board dry cargo vessels, the transport documents shall be handed to the master before loading and on board tank vessels they shall be handed to him after loading and before the journey commences.

8.1.2.5 (*Reserved*)

8.1.2.6 The presence on board of the certificate of approval is not required in the case of pusher barges which are not carrying dangerous goods, provided that the following additional particulars are indicated, in identical lettering, on the plate furnished by CEVNI:

Number of the certificate of approval: ...

issued by: ...

valid until: ...

The barge-owner shall thereafter keep the certificate of approval and the annex covered by 1.16.1.4 in his possession.

The similarity of the particulars on the plate and those contained in the certificate of approval shall be certified by a competent authority which shall affix its stamp to the plate.

<sup>1</sup> Official Journal of the European Union No. L 96 of 29 March 2014, p. 309.



Copyright © United Nations, 2019. All rights reserved

- 8.1.2.7 The presence on board of the certificate of approval is not required in the case of dry cargo barges or tank barges carrying dangerous goods provided that the plate furnished by CEVNI is supplemented by a second metal or plastic plate reproducing by photo-optical means a copy of the entire certificate of approval. A photo-optical copy of the annex referred to in 1.16.1.4 is not required.

The barge-owner shall thereafter keep the certificate of approval and the annex referred to in 1.16.1.4 in his possession.

The similarity of the particulars on the plate and the certificate of approval shall be certified by a competent authority which shall affix its stamp to the plate.

- 8.1.2.8 All documents shall be on board in a language the master is able to read and understand. If that language is not English, French or German, all documents, with the exception of the copy of ADN with its annexed Regulations and those for which the Regulations include special provisions concerning languages, shall be on board also in English, French or German, unless agreements concluded between the countries concerned in the transport operation provide otherwise.

- 8.1.2.9 8.1.2.1 (b), 8.1.2.1 (g), 8.1.2.4 and 8.1.2.5 do not apply to oil separator vessels or supply vessels. 8.1.2.1 (c) does not apply to oil separator vessels.

- 8.1.3 (*Reserved*)

#### **8.1.4 Fire-extinguishing arrangements**

In addition to the fire-extinguishing appliances prescribed in the Regulations referred to in 1.1.4.6, each vessel shall be equipped with at least two additional hand fire-extinguishers having the same capacity. The fire-extinguishing agent contained in these additional hand fire-extinguishers shall be suitable for fighting fires involving the dangerous goods carried.

#### **8.1.5 Special equipment**

- 8.1.5.1 Insofar as the provisions of Chapter 3.2, Tables A or C require, the following equipment shall be available on board:

PP: for each member of the crew, a pair of protective goggles, a pair of protective gloves, a protective suit and a suitable pair of protective shoes (or protective boots, if necessary). On board tank vessels, protective boots are required in all cases;

EP: a suitable escape device for each person on board;

EX: a gas detector;

TOX: a toximeter appropriate for the current and previous cargo, with the accessories and instructions for its use;

A: a breathing apparatus ambient air-dependent.

- 8.1.5.2 For operations carried out in explosion hazardous areas or during stay in the vicinity of or within a shoreside assigned zone only low-sparking hand-tools (e.g. chromium vanadium steel screwdrivers and wrenches) shall be used.

- 8.1.5.3 For pushed convoys or side-by-side formations under way, it shall be sufficient, however, if the pusher tug or the vessel propelling the formation is equipped with the special equipment referred to in 8.1.5.1 above, when this is required in Chapter 3.2, Tables A or C.

Copyright © United Nations, 2019. All rights reserved

## **8.1.6 Checking and inspection of equipment**

8.1.6.1 Hand fire-extinguishers and fire-extinguishing hoses shall be inspected at least once every two years by persons authorized for this purpose by the competent authority. Proof of inspection shall be affixed to the hand fire-extinguishers. A certificate concerning the inspection of fire extinguishing hoses shall be carried on board.

8.1.6.2 Hose assemblies used for loading, unloading or delivering products for the operation of the vessel and residual cargo shall comply with European standard EN 12115:2011-04 (Rubber and thermoplastics hoses and hose assemblies) or EN 13765:2010-08 (Thermoplastic multilayer (non-vulcanized) hoses and hose assemblies) or EN ISO 10380:2003-10 (Corrugated metal hoses and hose assemblies). They shall be checked and inspected in accordance with table A.1 of standard EN 12115:2011-04 or table K.1 of standard EN 13765:2010-08 or paragraph 7 of standard EN ISO 10380:2003-10 at least once a year, according to the manufacturer's instructions, by persons authorized for this purpose by the competent authority. A certificate concerning this inspection shall be carried on board.

8.1.6.3 The proper functioning of the special equipment referred to in 8.1.5.1, the gas detection systems referred to in 9.3.1.12.4, 9.3.2.12.4 and 9.3.3.12.4 and the oxygen measuring system referred to in 9.3.1.17.6, 9.3.2.17.6 and 9.3.3.17.6 must be checked in accordance with the instructions of the manufacturer by persons authorized for this purpose by the manufacturer. A certificate concerning the latest inspection of the special equipment must be carried on board. The certificate must provide details of the result and date of the checks.

The gas detection systems and the oxygen measuring systems must also be inspected by a recognized classification society whenever the certificate of approval is renewed and during the third year of validity of the certificate. This inspection must include at least a general visual inspection of the installations and confirmation that the checks mentioned in the preceding sentence have been carried out.

An inspection certificate from the recognized classification society concerning the latest inspection conducted must be carried on board. All inspection certificates must provide at least the abovementioned details regarding the inspection, its results and the date on which it was conducted.

8.1.6.4 The measuring instruments prescribed in 8.1.5.1 shall be checked each time before use by the expert in accordance with the instructions for use.

8.1.6.5 and 8.1.6.6 *(Deleted)*

## **8.1.7 Installations, equipment and self-contained protection systems**

### **8.1.7.1 *Electrical installations and equipment***

The insulation resistance of the fixed electrical installations and equipment and their earthing shall be inspected whenever the certificate of approval is renewed and, in addition, within the third year from the date of issue of the certificate of approval by a person authorized for this purpose by the competent authority.

A certificate concerning this inspection shall be carried on board.

### **8.1.7.2 *Installations and equipment intended for use in explosion hazardous areas, "limited explosion risk" type equipment, installations and equipment complying with 9.3.1.51, 9.3.2.51 and 9.3.3.51 and autonomous protective systems***

Such installations, equipment and autonomous protective systems and their compliance with the documents referred to in 8.1.2.2 (e) to (h) or 8.1.2.3 (r) to (v) in respect of the situation on board shall be inspected whenever the certificate of approval is renewed and, in addition,

Copyright © United Nations, 2019. All rights reserved

within the third year from the date of issue of the certificate of approval, by a person authorized for this purpose by the classification society that classified the vessel or by the competent authority. A certificate concerning this inspection shall be carried on board.

The marking on the installations and equipment intended for use in explosion hazardous areas showing that they are appropriate for use in explosion hazardous areas and marking on self-contained protection systems with their conditions of use should remain in place throughout the period of use on board.

The manufacturer's instruction on flame arresters or high-velocity vent valves/safety valves may require a more regular frequency of inspection.

**8.1.7.3**      ***Repair of explosion-protected installations and equipment and autonomous protection systems***

Repair of explosion-protected installations and equipment and autonomous protection systems is permitted only by an expert from a specialized company. Following repairs, a certificate must be issued attesting to their reusability in explosion hazardous areas. The certificate must be available on board.

**8.1.8**      **Inspection of the cargo pump-rooms of tank vessels**

The cargo pump-room must be inspected by a recognized classification society whenever the certificate of approval is renewed and during the third year of validity of the certificate.

The inspection must include at least the following:

- An inspection of the entire system, focusing on its state, corrosion, leaks and any unauthorized modifications;
- A general visual inspection of the state of the gas detection system in the cargo pump-room;
- Confirmation of the presence of the certificate referred to in 8.1.6.3 issued by the manufacturer or an authorized person.

The inspection certificates signed by the recognized classification society concerning the inspection of the cargo pump-room must be carried on board and provide at least the abovementioned details regarding the inspection, its results and the date on which it was conducted.

8.1.9 and 8.1.10      *(Deleted)*

**8.1.11**      **Register of operations during carriage relating to the carriage of UN 1203**

Tank vessels accepted for the carriage of UN No. 1203 petrol shall have on board a register of operations during carriage. This register may consist of other documents containing the information required. This register or these other documents shall be kept on board for not less than three months and cover at least the last three cargoes.

Copyright © United Nations, 2019. All rights reserved

Copyright © United Nations, 2019. All rights reserved

## CHAPTER 8.2

### REQUIREMENTS CONCERNING TRAINING

#### 8.2.1 General requirements concerning training of experts

8.2.1.1 An expert shall not be less than 18 years of age.

8.2.1.2 An expert is a person who has a special knowledge of the ADN. Proof of this knowledge shall be furnished by means of a certificate from a competent authority or from an agency recognized by the competent authority.

This certificate shall be issued to persons who, after training, have passed a qualifying ADN examination.

8.2.1.3 The experts referred to in 8.2.1.2 shall take part in a basic training course. Training shall take place in the context of classes approved by the competent authority. The primordial objective of the training is to make the experts aware of the hazards of the carriage of dangerous goods and provide them with the necessary basic knowledge to reduce the dangers of an incident to a minimum, to enable them to take the necessary measures to ensure their own safety, general safety and the protection of the environment and to limit the consequences of the incident. This training, which shall include individual practical exercises, takes the form of a basic course; it shall cover at least the objectives referred to in 8.2.2.3.1.1 and in 8.2.2.3.1.2 or 8.2.2.3.1.3.

8.2.1.4 After five years, the certificate shall be renewed by the competent authority or by a body recognized by it if the expert furnishes proof, of successful completion of a refresher course taken in the last year prior to the expiry of the certificate, covering at least the objectives referred to in 8.2.2.3.1.1 and in 8.2.2.3.1.2 or 8.2.2.3.1.3 and comprising current new developments in particular. A refresher course shall be considered to have been successfully completed if a final written test conducted by the course organizer under 8.2.2.2 has been passed. The test can be retaken two times during the validity of the certificate. If the test is not passed after two times then, within the period of validity of the certificate, the refresher course may be taken again.

8.2.1.5 Experts for the carriage of gases shall take part in a specialization course covering at least the objectives referred to in 8.2.2.3.3.1. Training shall take place in the context of classes approved by the competent authority. An expert certificate shall be issued to persons who, after training, have successfully passed an examination concerning the carriage of gases and have produced evidence of not less than one year's work on board a type G vessel during a period of two years prior to or following the examination.

8.2.1.6 After five years, the certificate shall be renewed by the competent authority or by a body recognized by it if the expert on the carriage of gases furnishes proof:

- that during the year preceding the expiry of the certificate, he has participated in a refresher course covering at least the objectives referred to in 8.2.2.3.3.1 and comprising current new developments in particular; or
- that during the previous two years he has performed a period of work of not less than one year on board a type G tank vessel.

8.2.1.7 Experts for the carriage of chemicals shall take part in a specialization course covering at least the objectives referred to in 8.2.2.3.3.2. Training shall take place in the context of classes approved by the competent authority. An expert certificate shall be issued to persons who, after training, have successfully passed an examination concerning the carriage of chemicals and have produced evidence of not less than one year's work on board a type C vessel during a period of two years prior to or following the examination.

Copyright © United Nations, 2019. All rights reserved

8.2.1.8 After five years, the certificate shall be renewed by the competent authority or by a body recognized by it if the expert on the carriage of chemicals furnishes proof:,

- that during the year preceding the expiry of the certificate, he has participated in a refresher course covering at least the objectives referred to in 8.2.2.3.3.2 and comprising current new developments in particular, or
- that during the previous two years he had performed a period of work of not less than one year on board a type C tank vessel.

8.2.1.9 The document attesting training and experience in accordance with the requirements of Chapter V of the International Convention on Standards of Training, Certification and Watchkeeping for Seafarers of 7 July 1978 (STCW Convention), as amended; on liquefied gas tankers shall be equivalent to the certificate referred to in 8.2.1.5, provided it has been recognized by a competent authority. No more than five years shall have passed since the date of issue or renewal of such a document.

8.2.1.10 The document attesting training and experience in accordance with the requirements of Chapter V of the International Convention on Standards of Training, Certification and Watchkeeping for Seafarers of 7 July 1978 (STCW Convention), as amended; on chemical tankers shall be equivalent to the certificate referred to in 8.2.1.7, provided it has been recognized by a competent authority. No more than five years shall have passed since the date of issue or renewal of such a document.

8.2.1.11 *(Deleted)*

## **8.2.2 Special requirements for the training of experts**

8.2.2.1 Theoretical knowledge and practical abilities shall be acquired as a result of training in theory and practical exercises. The theoretical knowledge shall be tested by an examination. During the refresher course exercises and tests shall ensure that the participant takes an active role in the training.

8.2.2.2 The training organizer shall ensure that training instructors have a good knowledge of the subject and shall take into account the latest developments concerning the Regulations and the requirements for training in the transport of dangerous goods. Teaching shall relate closely to practice. In accordance with the approval, the teaching syllabus shall be drawn up on the basis of the objectives referred to in 8.2.2.3.1.1 to 8.2.2.3.1.3 and in 8.2.2.3.3.1 or 8.2.2.3.3.2. Basic training and their refresher courses shall comprise individual practical exercises (see 8.2.2.3.1.1).

### **8.2.2.3 Organization of training**

Initial basic training and the refresher courses shall be organized in the context of basic courses (see 8.2.2.3.1) and if necessary specialization courses (see 8.2.2.3.3). The courses referred to in 8.2.2.3.1 may comprise three variants: transport of dry cargo, transport in tank vessels and a combination of transport of dry cargo and transport in tank vessels.

8.2.2.3.1 *Basic course*

*Basic course on the transport of dry cargo*

Prior training: none

Knowledge: ADN in general, except Chapter 3.2, Table C, Chapters 7.2 and 9.3

Authorized for: dry cargo vessel

Copyright © United Nations, 2019. All rights reserved

Training: general 8.2.2.3.1.1 and dry cargo vessels 8.2.2.3.1.2

*Basic course on transport by tank vessels*

Prior training: none

Knowledge: ADN in general, except Chapter 3.2, Tables A and B, Chapters 7.1, 9.1, 9.2 and sections 9.3.1 and 9.3.2

Authorized for: tank vessels for the transport of substances for which a type N tank vessel is prescribed

Training: general 8.2.2.3.1.1 and tank vessels 8.2.2.3.1.3

*Basic course – combination of transport of dry cargo and transport in tank vessels*

Prior training: none

Knowledge: ADN in general, except sections 9.3.1 and 9.3.2

Authorized for: dry cargo vessels and tank vessels for the transport of substances for which a type N tank vessel is prescribed

Training: general 8.2.2.3.1.1, dry cargo vessels 8.2.2.3.1.2 and tank vessels 8.2.2.3.1.3

8.2.2.3.1.1 The general part of the basic training course shall comprise at least the following objectives:

General:

- Objectives and structure of ADN.

Construction and equipment:

- Construction and equipment of vessels subject to ADN.

Measurement techniques:

- Measurements of toxicity, oxygen content and the concentration of flammable gases.

Knowledge of products:

- Classification and hazard characteristics of the dangerous goods.

Loading, unloading and transport:

- Loading, unloading, general service requirements and requirements relating to transport.

Documents:

- Documents which must be on board during transport.

Hazards and measures of prevention:

- General safety measures.

Copyright © United Nations, 2019. All rights reserved

Practical exercises:

- Practical exercises, in particular with respect to entry into spaces, use of fire-extinguishers, fire-fighting equipment and personal protective equipment as well as gas detectors, oxygen meters and toximeters.

Stability:

- parameters of relevance to stability;
- heeling moments;
- exemplary calculations;
- damage stability, intermediate states and final state of flooding;
- influence of free surfaces;
- evaluation of stability on the basis of existing stability criteria (text of Regulations);
- evaluation of intact stability with the help of the lever arm curve
- application of loading instruments;
- use of loading instruments;
- application of the stability booklet according to 9.3.13.3.

Basics of explosion protection:

- according to the definition of ‘explosion protection’;
- selection of appropriate devices and installations.

8.2.2.3.1.2 The “dry cargo vessels” part of the basic training course shall comprise at least the following objectives:

Construction and equipment:

- Construction and equipment of dry cargo vessels.

Treatment of holds and adjacent spaces:

- degassing, cleaning, maintenance,
- ventilation of holds and spaces outside the protected area.

Loading, unloading and transport:

- loading, unloading, general service and transport requirements,
- labelling of packages.

Documents:

- documents which must be on board during transport.



Copyright © United Nations, 2019. All rights reserved

Hazards and measures of prevention:

- general safety measures,
- personal protective and safety equipment.

8.2.2.3.1.3 The “tank vessel” part of the basic training course shall comprise at least the following objectives:

Construction and equipment:

- construction and equipment of tank vessels,
- ventilation,
- loading and unloading systems.

Treatment of cargo tanks and adjacent spaces:

- degassing into the atmosphere and to reception facilities, cleaning, maintenance,
- heating and cooling of cargo,
- handling of receptacles for residual products.

Measurement and sampling techniques:

- measurements of toxicity, oxygen content and the concentration of flammable gases.
- sampling.

Loading, unloading and transport:

- loading, unloading, general service and transport requirements.

Documents:

- documents which must be on board during transport.

Hazards and measures of prevention:

- prevention and general safety measures,
- spark formation,
- personal protective and safety equipment,
- fires and fire-fighting.

Basics of explosion protection:

- according to the definition of ‘explosion protection’;
- selection of appropriate devices and installations.

Copyright © United Nations, 2019. All rights reserved

8.2.2.3.2 *Refresher training courses**Refresher training course on transport of dry cargo*

Prior training:	valid ADN “dry cargo vessels” or combined “dry cargo vessels/tank vessels” certificate
Knowledge:	ADN in general, except Chapter 3.2, Table C, Chapters 7.2 and 9.3
Authorized for:	dry cargo vessel
Training:	general 8.2.2.3.1.1 and dry cargo vessels 8.2.2.3.1.2

*Refresher training course on transport in tank vessels*

Prior training:	valid ADN “tank vessels” or combined “dry cargo vessels/tank vessels” certificate
Knowledge:	ADN in general, except Chapter 3.2, Tables A and B, Chapters 7.1, 9.1 and 9.2 and sections 9.3.1 and 9.3.2
Authorized for:	tank vessels for the transport of substances for which a type N tank vessel is prescribed
Training:	general 8.2.2.3.1.1 and tank vessels 8.2.2.3.1.3

*Refresher training course – combination of transport of dry cargo and transport in tank vessels*

Prior training:	valid ADN combined “dry cargo vessels and tank vessels” certificate
Knowledge:	ADN in general, including sections 9.3.1 and 9.3.2
Authorized for:	dry cargo vessels and tank vessels for the transport of substances for which a type N tank vessel is prescribed
Training:	general 8.2.2.3.1.1, dry cargo vessels 8.2.2.3.1.2 and tank vessels 8.2.2.3.1.3

8.2.2.3.3 *Specialization courses**Specialization course on gases*

Prior training:	valid ADN “tank vessels” or combined “dry cargo vessels/tank vessels” certificate
Knowledge:	ADN, in particular knowledge relating to loading, transport, unloading and handling of gases
Authorization for:	tank vessels for the transport of substances for which a type G tank vessel is required and transport in type G of substances for which a type C is required with cargo tank design 1 required in column (7) of Table C of Chapter 3.2.
Training:	gases 8.2.2.3.3.1

Copyright © United Nations, 2019. All rights reserved

*Specialization course on chemicals*

Prior training:	valid ADN “tank vessels” or combined “dry cargo vessels/tank vessels” certificate
Knowledge:	ADN, in particular knowledge relating to loading, transport, unloading and handling of chemicals
Authorized for:	tank vessels for the transport of substances for which a type C tank vessel is required
Training:	chemicals 8.2.2.3.3.2

8.2.2.3.3.1 The specialization course on gases shall comprise at least the following objectives:

*Knowledge of physics and chemistry:*

- laws of gases, e.g. Boyle, Gay–Lussac and fundamental law
- partial pressures and mixtures, e.g. definitions and simple calculations, pressure increase and gas release from cargo tanks
- Avogadro’s number and calculation of masses of ideal gas and application of the mass formula
- mass density, relative density and volume of liquids, e.g. mass density, relative density, volume in terms of temperature increase and maximum degree of filling
- critical pressure and temperature
- polymerization, e.g. theoretical and practical questions, conditions of carriage
- vaporization, condensation, e.g. definition, liquid volume and vapour volume ratio
- mixtures, e.g. vapour pressure, composition and hazard characteristics
- chemical bonds and formulae.

*Practice:*

- flushing of cargo tanks, e.g. flushing in the event of a change of cargo, addition of air to the cargo, methods of flushing (degassing) before entering cargo tanks
- sampling
- danger of explosion
- health risks
- gas concentration measures, e.g. which apparatus to use and how to use it
- monitoring of closed spaces and entry to these spaces
- certificates for the status of being gas free and permitted work
- degree of filling and over–filling
- safety installations

Copyright © United Nations, 2019. All rights reserved

- pumps and compressors
- handling refrigerated liquefied gases.

*Emergency measures:*

- physical injury, e.g. substances on the skin, breathing in gas, assistance
- irregularities relating to the cargo, e.g. leak in a connection, over-filling, polymerization and hazards in the vicinity of the vessel.

8.2.2.3.3.2 The specialization course on chemicals shall comprise at least the following objectives:

*Knowledge of physics and chemistry:*

- chemical products, e.g. molecules, atoms, physical state, acids, bases, oxidation
- mass density, relative density, pressure and volume of liquids, e.g. mass density, relative density, volume and pressure in terms of temperature increase, maximum degree of filling
- critical temperature
- polymerization, e.g. theoretical and practical questions, conditions of carriage
- mixtures, e.g. vapour pressure, composition and hazard characteristics
- chemical bonds and formulae.

*Practice:*

- cleaning of cargo tanks, e.g. degasing, washing, residual cargo and receptacles for residual products
- loading and unloading, e.g. venting piping systems, rapid closing devices, effects of temperature
- sampling
- danger of explosion
- health risks
- gas concentration measures, e.g. which apparatus to use and how to use it
- monitoring of closed spaces and entry to these spaces
- certificates for the status of being gas free and permitted work
- degree of filling and over-filling
- safety installations
- pumps and compressors.

*Emergency measures:*

- physical injury, e.g. contact with the cargo, breathing in gas, assistance

Copyright © United Nations, 2019. All rights reserved

- irregularities relating to the cargo, e.g. leak in a connection, over-filling, polymerization and hazards in the vicinity of the vessel.

## 8.2.2.3.4

*Refresher courses**Refresher course on gases*

Prior training:	valid ADN "gases" and "tank vessels" certificate or combined "dry cargo/tank vessels" certificate;
Knowledge:	ADN, in particular, loading, transport, unloading and handling of gases;
Authorization for:	tank vessels for the transport of substances for which a type G tank vessel is required and transport in type G of substances for which a type C is required with cargo tank design 1 required in column (7) of Table C of Chapter 3.2.
Training:	gases 8.2.2.3.3.1.

*Refresher course on chemicals*

Prior training:	valid ADN "chemicals" and "tank vessels" certificate or combined "dry cargo/tank vessels" certificate;
Knowledge:	ADN, in particular, loading, transport, unloading and handling of gases;
Authorization for:	tank vessels for the transport of substances for which a type C tank vessel is required;
Training:	chemicals 8.2.2.3.3.2.

## 8.2.2.4

*Planning of refresher and specialization courses*

The following minimum periods of training shall be observed:

Basic "dry cargo vessels course"	32 lessons of 45 minutes each
Basic "tank vessels" course	32 lessons of 45 minutes each
Basic combined course	40 lessons of 45 minutes each
Specialization course on gases	16 lessons of 45 minutes each
Specialization course on chemicals	16 lessons of 45 minutes each

Each day of training may comprise not more than eight lessons.

If the theoretical training is by correspondence, equivalences to the above-mentioned lessons shall be determined. Training by correspondence shall be completed within a period of nine months.

Approximately 30% of basic training shall be devoted to practical exercises. Practical exercises shall, where possible, be undertaken during the period of theoretical training; in any event, they shall be completed not later than three months following the completion of theoretical training.

Copyright © United Nations, 2019. All rights reserved

#### 8.2.2.5 *Planning of refresher course*

The refresher course shall take place before the expiry of the deadline referred to in 8.2.1.4, 8.2.1.6 or 8.2.1.8.

The following minimum periods of training shall be observed:

Basic refresher course:

- dry cargo vessels 16 lessons of 45 minutes each
- tank vessels 16 lessons of 45 minutes each
- combined dry cargo vessels and tank vessels 16 lessons of 45 minutes each

Specialization refresher course on gases 8 lessons of 45 minutes each

Specialization refresher course on chemicals 8 lessons of 45 minutes each

Each day of training may comprise not more than eight lessons.

Approximately 30% of basic training shall be devoted to practical exercises. Practical exercises shall, where possible, be undertaken during the period of theoretical training; in any event, they shall be completed not later than three months following the completion of theoretical training. The proportion of stability training in the refresher course shall amount to at least 2 lessons.

#### 8.2.2.6 *Approval of training courses*

8.2.2.6.1 Training courses shall be approved by the competent authority.

8.2.2.6.2 Approval shall be granted only on written application.

8.2.2.6.3 Applications for approval shall be accompanied by:

- (a) the detailed course curriculum showing the course topics and the length of time to be devoted to them, as well as the teaching methods envisaged;
- (b) the roster of training instructors, listing their qualifications and the subjects to be taught by each one;
- (c) information on classrooms and teaching materials, as well as on the facilities available for practical exercises;
- (d) enrolment requirements, e.g. the number of participants;
- (e) detailed plan for final tests, including, if necessary, the infrastructure and organisation of electronic examinations in accordance with 8.2.2.7.1.7, if these are to be carried out.

8.2.2.6.4 The competent authority shall be responsible for monitoring training courses and examinations.

8.2.2.6.5 The approval comprises the following conditions, inter alia:

- (a) training courses shall conform to the information accompanying the application for approval;

Copyright © United Nations, 2019. All rights reserved

- (b) the competent authority may send inspectors to attend training courses and examinations;
- (c) the timetables for the various training courses shall be notified in advance to the competent authority.

Approval shall be granted in writing for a limited period. It may be withdrawn in the event of failure to comply with the conditions of approval.

8.2.2.6.6 The approval document shall indicate whether the course in question is a basic training course, a specialization course or a refresher course.

8.2.2.6.7 If, after approval is granted, the training body wishes to change conditions affecting the approval, it shall seek the prior agreement of the competent authority. This provision shall apply in particular to amendments to syllabuses.

8.2.2.6.8 Training courses shall take account of the current developments in the various subjects taught. The course organizer shall be responsible for ensuring that recent developments are brought to the attention of, and properly understood by, training instructors.

#### **8.2.2.7** *Examinations and final tests*

8.2.2.7.0 The examination shall be organized by the competent authority or by an examining body designated by the competent authority. The examining body shall not be a training provider.

The examining body shall be designated in writing. This approval may be of limited duration and should be based on the following criteria:

- Competence of the examining body;
- Specifications of the form of the examinations the examining body is proposing, including, if necessary, the infrastructure and organisation of electronic examinations in accordance with 8.2.2.7.1.7, if these are to be carried out;
- Measures intended to ensure that examinations are impartial;
- Independence of the body from all natural or legal persons employing ADN experts.

#### **8.2.2.7.1** *Basic training courses*

8.2.2.7.1.1 After initial training an ADN basic training examination shall be taken. This examination shall be held either immediately after the training or within six months following the completion of such training.

8.2.2.7.1.2 In the examination the candidate shall furnish evidence that, in accordance with the basic training course, he has the knowledge, understanding and capabilities required of an expert on board a vessel.

8.2.2.7.1.3 The Administrative Committee shall establish a catalogue of questions comprising the objectives set out in 8.2.2.3.1.1 to 8.2.2.3.1.3 and a directive on the use of the catalogue of questions.<sup>1</sup> The examination questions shall be selected from this list. The candidate shall not have advance knowledge of the questions selected.

<sup>1</sup> Note by the secretariat: the catalogue of questions and the directive for its application are available on the website of the secretariat of the United Nations Economic Commission for Europe ([http://www.unece.org/trans/danger/publi/adn/catalog\\_of\\_questions.html](http://www.unece.org/trans/danger/publi/adn/catalog_of_questions.html)).

Copyright © United Nations, 2019. All rights reserved

8.2.2.7.1.4 The model attached to the directive on the use of the catalogue of questions is to be used to compile the examination questions.

8.2.2.7.1.5 The examination shall be written. Candidates shall be asked 30 questions. The examination shall last 60 minutes. It is deemed to have been passed if at least 25 of the 30 questions have been answered correctly.

8.2.2.7.1.6 The competent authority or an examining body designated by the competent authority shall invigilate every examination. Any manipulation and deception shall be ruled out as far as possible. Authentication of candidates shall be ensured.

The use in the written test of documentation other than the texts of regulations on dangerous goods, CEVNI and related police regulations, is not permitted. Non-programmable pocket calculators are authorized for use during specialization courses and shall be supplied by the competent authority or by the examining body designated by the competent authority.

Examination documents (questions and answers) shall be recorded and kept as a print-out or electronically as a file.

8.2.2.7.1.7 Written examinations may be performed, in whole or in part, as electronic examinations, where the answers are recorded and evaluated using electronic data processing (EDP) processes, provided the following conditions are met:

- (a) The hardware and software shall be checked and accepted by the competent authority or by the examining body designated by the competent authority.
- (b) Electronic media may be used only if provided by the competent authority or by the examining body designated by the competent authority.
- (c) Proper technical functioning shall be ensured. Arrangements as to whether and how the examination can be continued shall be made in the case of a failure of the devices and applications. No aids shall be available on the input devices (e.g. electronic search function); the electronic data processing equipment provided shall not allow the candidates to communicate with any other device during the examination.
- (d) There shall be no means of a candidate introducing further data to the electronic media provided; the candidate may only answer the questions posed.
- (e) The final inputs of each candidate shall be logged. The determination of the results shall be transparent.

8.2.2.7.2 *Specialization course on gases and chemicals*

8.2.2.7.2.1 Candidates who are successful in the ADN basic training examination may apply for enrolment in a “gases” and/or “chemicals” specialization course, to be followed by an examination. The examination shall be based on the Administrative Committee’s list of questions.

8.2.2.7.2.2 During the examination the candidate shall furnish proof that, in accordance with the “gases” and/or “chemicals” specialization course, he has the knowledge, understanding and capabilities required of the expert on board vessels carrying gases or chemicals, respectively.

8.2.2.7.2.3 The Administrative Committee shall prepare a catalogue of questions for the examination, comprising the objectives set out in 8.2.2.3.3.1 or 8.2.2.3.3.2 and a directive on the use of the



Copyright © United Nations, 2019. All rights reserved

catalogue of questions.<sup>1</sup> The examination questions shall be selected from the list. The candidate shall not have advance knowledge of the questions selected.

8.2.2.7.2.4 The model attached to the directive on the use of the catalogue of questions is to be used to compile the examination questions.

8.2.2.7.2.5 The examination shall be written.

The candidate is to be asked 30 multiple-choice questions and one substantive question. The examination shall last a total of 150 minutes, of which 60 minutes for the multiple-choice questions and 90 minutes for the substantive questions.

The examination shall be marked out of a total of 60, of which 30 marks will go to the multiple-choice questions (one mark per question) and 30 to the substantive question (the distribution of marks is left to the appreciation of the competent authority). A total of 44 marks must be achieved to pass. However, not less than 20 marks must be obtained in each part. If the candidate obtains 44 but does not achieve 20 in one part, the part in question may be resat once.

The provisions of 8.2.2.7.1.6 and 8.2.2.7.1.7 shall apply by analogy.

8.2.2.7.3 *Refresher training course*

8.2.2.7.3.1 At the end of the refresher course in accordance with paragraph 8.2.1.4, the course organizer shall conduct a test.

8.2.2.7.3.2 The test shall be in writing. Candidates shall be asked 20 multiple-choice questions. At the end of every refresher course, a fresh question paper shall be prepared. The test shall last 40 minutes. It shall be deemed to have been passed if at least 16 of the 20 questions have been answered correctly.

8.2.2.7.3.3 The provisions of 8.2.2.7.1.2, 8.2.2.7.1.3, 8.2.2.1.7.6 and 8.2.2.1.7.7 shall apply to the administration of the tests (outside the provisions of the directive on the use of the catalogue of questions for examining authorities and bodies).

8.2.2.7.3.4 The course organizer shall deliver to successful candidates a written certificate for presentation to the competent authority under paragraph 8.2.2.8.

8.2.2.7.3.5 The course organizer shall keep test papers of candidates for five years from the date of the test.

**8.2.2.8** *ADN specialized knowledge certificate*

8.2.2.8.1 The issue and renewal of the ADN specialized knowledge certificate conforming to the model in 8.6.2 shall be the responsibility of the competent authority or a body authorized by such authority.

8.2.2.8.2 The certificate's dimensions shall be in accordance with ISO/IEC 7810:2003, card size ID-1, and it shall be made of plastic. The colour shall be white, with black lettering. The certificate shall include an additional security feature such as a hologram, UV printing or engraved patterns. Its text shall be in the language(s) or in one of the languages of the State whose competent authority has issued it. If none of these languages is English, French or German, the title of the certificate, the title of item 8 and the titles on the back, and if applicable the

<sup>1</sup> Note by the secretariat: the catalogue of questions and the directive for its application are available on the website of the secretariat of the United Nations Economic Commission for Europe ([http://www.unece.org/trans/danger/publi/adn/catalog\\_of\\_questions.html](http://www.unece.org/trans/danger/publi/adn/catalog_of_questions.html)).

Copyright © United Nations, 2019. All rights reserved

additions under “tank vessels” or “dry cargo vessels” shall also be drawn up in English, French or German.

8.2.2.8.3 Certificates shall be issued to:

- (a) candidates who have met the conditions of the second sentence of 8.2.1.2 and 8.2.1.3 (basic training course); they shall be valid for five years from the date when the examination has been passed following basic training;
- (b) Candidates who meet the conditions of 8.2.1.5 or of 8.2.1.7 (“gas” or “chemicals” specialization course); in this case, a new certificate shall be issued containing certificates for the basic training and specialization courses. The new certificate to be issued shall be valid for five years from the date when the examination has been passed following basic training.

8.2.2.8.4 The certificate shall be renewed:

- (a) when the proof required under 8.2.1.4 is provided (basic training; the new duration of validity shall begin on the expiry date of the previous certificate. If the test has been taken more than one year before the certificate’s expiry date, it shall begin on the date of the certificate of participation in the course;
- (b) when the proof required under 8.2.1.6 and 8.2.1.8 are provided (“gas” or “chemicals” specialization courses). In this case, a new certificate containing all the certificates relating to the basic training and specialization courses shall be issued. The new certificate to be issued shall have a period of validity of five years from the date of the successfully completed refresher course for basic training. When the refresher course is taken in the year before the certificate’s expiry date, the new period of validity shall begin on the expiry date of the previous certificate; otherwise it shall begin on the date of the certificate of participation in the course.

8.2.2.8.5 If the refresher course for the renewal of the certificate has not been fully and successfully completed before the expiry of the period of validity of the certificate, or if the work on board a vessel for one year has not been certified during the two years preceding the certificate’s expiry, a new certificate shall be issued, for which participation in a further initial basic training course and an examination in accordance with 8.2.2.7 shall be required.

8.2.2.8.6 If a new certificate is issued in accordance with 8.2.2.8.3 (b) or a certificate is renewed in accordance with 8.2.2.8.4 and the previous certificate had been issued by another authority or by a body authorized to do so by such an authority, the issuing authority or body approved by that authority that has issued the previous certificate shall be informed without delay.

8.2.2.8.7 Contracting Parties shall provide the UNECE secretariat with a model for any certificate intended for issue in accordance with this section, along with models of certificates which are still valid. Contracting Parties may additionally provide explanatory notes. The UNECE secretariat shall make the information received available to all Contracting Parties.

Copyright © United Nations, 2019. All rights reserved

## CHAPTER 8.3

### MISCELLANEOUS REQUIREMENTS TO BE COMPLIED WITH BY THE CREW OF THE VESSEL

#### 8.3.1 Persons authorized on board

8.3.1.1 Unless otherwise provided for in Part 7, only the following persons are authorized to be on board:

- (a) members of the crew;
- (b) persons who, although not being members of the crew, normally live on board; and
- (c) persons who are on board for duty reasons.

8.3.1.2 The persons referred to in 8.3.1.1 (b) are not authorized to remain in the protected area of dry cargo vessels or in the cargo area of tank vessels except for short periods.

8.3.1.3 When the vessel is required to carry two blue cones or two blue lights in accordance with column (19) of Table C of Chapter 3.2, persons under 14 years of age are not permitted on board.

#### 8.3.2 Portable lighting apparatus

On board, only portable lighting appliances with their own source of power are permitted in explosion hazardous areas and on deck.

In explosion hazardous areas, they shall meet at least the requirements for use in the relevant area.

#### 8.3.3 Admittance on board

No unauthorized person shall be permitted on board. This prohibition shall be displayed on notice boards at appropriate places.

#### 8.3.4 Prohibition on smoking, fire and naked light

Smoking, including of electronic cigarettes and similar devices, fire and naked light are prohibited on board. However, the provisions of 7.1.3.41.1 and 7.2.3.41.1 are applicable.

This prohibition shall be displayed on notice boards at appropriate places.

The prohibition does not apply in the accommodation or the wheelhouse, provided that their windows, doors, skylights and hatches are closed or the ventilation system is adjusted to guarantee an overpressure of at least 0.1 kPa.

#### 8.3.5 Work on board

No work requiring the use of an open flame or electric current or liable to cause sparks may be carried out on board.

This provision does not apply:

- to berthing operations;

Copyright © United Nations, 2019. All rights reserved

- in the service spaces outside the protected area or the cargo area, provided the doors and openings of those areas are closed for the duration of the work and the vessel is not being loaded, unloaded or gas-freed; or
- when the vessel is not in the vicinity of or within an onshore assigned zone and, in the case of a tank vessel, has a certificate attesting to the totally gas-free condition of the vessel in accordance with 7.2.3.7.6 or an authorization from the competent authority or in the case of a dry cargo vessel, has a certificate attesting to the totally gas-free condition of the protected area or an authorization from the competent authority.

The use of low-sparking hand-tools (chromium vanadium steel screwdrivers and wrenches or screwdrivers and wrenches of equivalent material from the point of view of spark formation) and appropriate equipment at least for the zone concerned is permitted.

**NOTE:** *In addition, all other applicable regulations regarding workplace safety and safety of operations must be observed.*

Copyright © United Nations, 2019. All rights reserved

## **CHAPTER 8.4**

*(Reserved)*

Copyright © United Nations, 2019. All rights reserved

Copyright © United Nations, 2019. All rights reserved

## **CHAPTER 8.5**

*(Reserved)*

Copyright © United Nations, 2019. All rights reserved



Copyright © United Nations, 2019. All rights reserved

## CHAPTER 8.6

## DOCUMENTS

## 8.6.1 Certificate of approval

8.6.1.1 *Model for a certificate of approval for dry cargo vessels*

		<b>1</b>
Competent authority: .....		
Space reserved for the emblem and name of the State		
<b>ADN certificate of approval No.:</b>		
1.	Name of vessel .....	
2.	Official number .....	
3.	Type of vessel .....	
4.	Additional requirements:	Vessel referred to in 7.1.2.19.1 <sup>1</sup> Vessel referred to in 7.2.2.19.3 <sup>1</sup> The vessel complies with the additional rules of construction referred to in 9.1.0.80 to 9.1.0.95/9.2.0.80 to 9.2.0.95 <sup>1</sup> Vessel complies with the rules of construction referred to in 9.1.0.12.3 (b) or (c), 9.1.0.51 or 9.1.0.52 <sup>1</sup> Ventilation system referred to in 9.1.0.12.3 (b) <sup>1</sup> in ..... Vessel complies with the rules of construction referred to in 9.1.0.53 <sup>1</sup> Electrical and non-electrical installations and equipment for use in protected areas: Temperature classification: ..... Explosion group: .....
5.	Permitted derogations <sup>1</sup> :	..... ..... ..... .....
6.	The validity of this certificate of approval expires on ..... (date)	
7.	The previous certificate of approval No. .... was issued on ..... by ..... (competent authority)	
8.	The vessel is approved for the carriage of dangerous goods based on: – inspection on <sup>1</sup> (date)..... – The inspection report of a recognized classification society <sup>1</sup> (name of the classification society) ..... (date)..... – The inspection report of a recognized inspection body <sup>1</sup> (name of the inspection body) ..... (date).....	
9.	Subject to permitted equivalence: <sup>1</sup> ..... ..... .....	
<sup>1</sup> Delete as appropriate		

Copyright © United Nations, 2019. All rights reserved

2

**Extension of the validity of the certificate of approval**

10.

Subject to special authorizations:<sup>1</sup> .....

.....

.....

.....

11.

Issued at: ..... on .....

(place) (date)

12.

(Stamp) .....

(competent authority)

.....

(signature)

13.

The validity of this certificate is extended under Chapter 1.16 of ADN

until .....

(date)

14.

..... on .....

(place) (date)

15.

(Stamp) .....

(competent authority)

.....

(signature)

<sup>1</sup> Delete as appropriate

Copyright © United Nations, 2019. All rights reserved

**8.6.1.2**      *Model for a provisional certificate of approval for dry cargo vessels*

	<b>1</b>
Competent authority: .....	
Space reserved for the emblem and name of the State	
<b>ADN provisional certificate of approval No:</b> .....	
1. Name of vessel .....	
2. Official number .....	
3. Type of vessel .....	
4. Additional requirements:	
	Vessel referred to in 7.1.2.19.1 <sup>1</sup>
	Vessel referred to in 7.2.2.19.3 <sup>1</sup>
	The vessel complies with the additional rules of construction referred to in 9.1.0.80 to 9.1.0.95/9.2.0.80 to 9.2.0.95 <sup>1</sup>
	Vessel complies with the rules of construction referred to in 9.1.0.12.3 (b) or (c), 9.1.0.51 or 9.1.0.52 <sup>1</sup>
	Ventilation system referred to in 9.1.0.12.3 (b) <sup>1</sup> in .....
	Vessel complies with the rules of construction referred to in 9.1.0.53 <sup>1</sup>
	Electrical and non-electrical installations and equipment for use in protected areas:
	Temperature classification: .....
	Explosion group: .....
5. Permitted derogations <sup>1</sup> : .....	
6. The provisional certificate of approval is valid.....	
6.1	until ..... <sup>1</sup>
6.2	for a single journey from ..... to ..... <sup>1</sup>
7. Issued at ..... on ..... (place) (date)	
8. (Stamp) ..... (competent authority)	
..... (signature)	
.....	
<sup>1</sup> Delete as appropriate.	

**NOTE:** This model provisional certificate of approval may be replaced by a single certificate model combining a provisional certificate of inspection and the provisional certificate of approval, provided that this single certificate model contains the same particulars as the model above and is approved by the competent authority.

8.6.1.3 *Model for a certificate of approval for tank vessels*

Competent authority: .....		<b>1</b>												
Space reserved for the emblem and name of the State														
<b>ADN certificate of approval No.:</b>														
1.	Name of vessel .....													
2.	Official number .....													
3.	Type of vessel .....													
4.	Type of tank vessel .....													
5.	<table style="width: 100%; border: none;"> <tr> <td style="width: 30%;">Cargo tank design</td> <td style="width: 10%; text-align: center;">1.</td> <td style="width: 60%;">Pressure cargo tanks<sup>1 2</sup></td> </tr> <tr> <td></td> <td style="text-align: center;">2.</td> <td>Closed cargo tanks<sup>1 2</sup></td> </tr> <tr> <td></td> <td style="text-align: center;">3.</td> <td>Open cargo tanks with flame arresters<sup>1 2</sup></td> </tr> <tr> <td></td> <td style="text-align: center;">4.</td> <td>Open cargo tanks<sup>1 2</sup></td> </tr> </table>		Cargo tank design	1.	Pressure cargo tanks <sup>1 2</sup>		2.	Closed cargo tanks <sup>1 2</sup>		3.	Open cargo tanks with flame arresters <sup>1 2</sup>		4.	Open cargo tanks <sup>1 2</sup>
Cargo tank design	1.	Pressure cargo tanks <sup>1 2</sup>												
	2.	Closed cargo tanks <sup>1 2</sup>												
	3.	Open cargo tanks with flame arresters <sup>1 2</sup>												
	4.	Open cargo tanks <sup>1 2</sup>												
6.	<table style="width: 100%; border: none;"> <tr> <td style="width: 30%;">Types of cargo tanks</td> <td style="width: 10%; text-align: center;">1.</td> <td style="width: 60%;">Independent cargo tanks<sup>1 2</sup></td> </tr> <tr> <td></td> <td style="text-align: center;">2.</td> <td>Integral cargo tanks<sup>1 2</sup></td> </tr> <tr> <td></td> <td style="text-align: center;">3.</td> <td>Cargo tank wall distinct from the hull<sup>1 2</sup></td> </tr> </table>		Types of cargo tanks	1.	Independent cargo tanks <sup>1 2</sup>		2.	Integral cargo tanks <sup>1 2</sup>		3.	Cargo tank wall distinct from the hull <sup>1 2</sup>			
Types of cargo tanks	1.	Independent cargo tanks <sup>1 2</sup>												
	2.	Integral cargo tanks <sup>1 2</sup>												
	3.	Cargo tank wall distinct from the hull <sup>1 2</sup>												
7.	Opening pressure of the pressure relief valves/high-velocity vent valves/safety valves ..... kPa <sup>1 2</sup>													
8.	Additional equipment: <ul style="list-style-type: none"> <li>• Sampling device             <ul style="list-style-type: none"> <li>connection for a sampling device..... yes/no<sup>1 2</sup></li> <li>sampling opening ..... yes/no<sup>1 2</sup></li> </ul> </li> <li>• Water-spray system ..... yes/no<sup>1 2</sup></li> <li>Internal pressure alarm 40 kPa ..... yes/no<sup>1 2</sup></li> <li>• Cargo heating system:             <ul style="list-style-type: none"> <li>possibility of cargo heating from shore ..... yes/no<sup>1 2</sup></li> <li>cargo heating installation on board ..... yes/no<sup>1 2</sup></li> </ul> </li> <li>• Cargo refrigeration system ..... yes/no<sup>1 2</sup></li> <li>• Inerting facilities ..... yes/no<sup>1 2</sup></li> <li>• Pump-room below deck ..... yes/no<sup>1</sup></li> <li>• Ventilation system according to 9.3.x.12.4 (b) ..... yes/no<sup>1,3</sup></li> <li>in .....</li> <li>• Conforms to the rules of construction referred to in 9.3.x.12.4 (b) or 9.3.x.12.4 (c), 9.3.x.51 and 9.3.x.52 ..... Yes/No<sup>1,3</sup></li> <li>• Venting piping and heated installation ..... Yes/No<sup>1,2</sup></li> <li>• Conforms to the rules of construction resulting from the remark(s) ... in column (20) of Table C of Chapter 3.2<sup>1 2</sup></li> </ul>													
9.	Electrical and non-electrical installations and equipment for use in explosion hazardous areas: <ul style="list-style-type: none"> <li>• Temperature class: .....</li> <li>• Explosion group: .....</li> </ul>													
10.	Autonomous protection systems: Explosion group/subgroup of explosion group II B: .....													
11.	Loading/unloading rate: ..... m <sup>3</sup> /h <sup>1</sup> or see loading instructions on loading and unloading <sup>1</sup>													

<sup>1</sup> Delete as appropriate.

<sup>2</sup> If the tanks are not all of the same type, see page 3.

<sup>3</sup> For “x”, note the relevant information

Copyright © United Nations, 2019. All rights reserved

2

12. Permitted relative density: .....
13. Additional observations  
Vessel complies with the rules of construction referred to in 9.3.x.12, 9.3.x.51,  
9.3.x.52 Yes/No<sup>1,3</sup>  
.....  
.....
14. The validity of this certificate of approval expires on ..... (date)
15. The previous certificate of approval No. .... was issued on .....  
by ..... (competent authority)
16. The vessel is approved for the carriage of the dangerous goods entered in the vessel substance  
list according to 1.16.1.2.5 based on:  
– Inspection on<sup>1</sup> (date).....  
– The inspection report of a recognized classification society <sup>1</sup>  
(name of the classification society) ..... (date).....  
– The inspection report of a recognized inspection body <sup>1</sup>  
(name of the inspection body) ..... (date).....
17. Subjected to permitted equivalence:<sup>1</sup>  
.....  
.....
18. Subject to special authorizations:<sup>1</sup>  
.....  
.....
19. Issued at: ..... on .....  
(place) (date)
20. (Stamp) .....  
(competent authority)  
.....  
(signature)

**Extension of the validity of the certificate of approval**

21. The validity of this certificate is extended under Chapter 1.16 of ADN  
Until .....  
(date)
22. .... on .....  
(place) (date)
23. (Stamp) .....  
(competent authority)  
.....  
(signature)

<sup>1</sup> Delete as appropriate.<sup>3</sup> For “x”, note the relevant information

Copyright © United Nations, 2019. All rights reserved

<b>3</b>												
If the cargo tanks of the vessel are not all of the same type or the same design or the equipment is not the same, their type, their design and their equipment shall be indicated below:												
Cargo tank number	1	2	3	4	5	6	7	8	9	10	11	12
pressure cargo tank												
closed cargo tank												
open cargo tank with flame arrester												
open cargo tank												
independent cargo tank												
integral cargo tank												
cargo tank wall distinct from the hull												
opening pressure of the pressure relief device/high velocity vent valve /safety valve in kPa												
connection for a sampling device												
sampling opening												
water-spray system												
internal pressure alarm 40 kPa .....												
possibility of cargo heating from shore												
cargo heating installation on board												
cargo refrigeration installation												
inerting facilities												
venting piping and heated installation												
Conforms to the rules of construction resulting from the remark(s) .....of column (20) of Table C of Chapter 3.2												

Copyright © United Nations, 2019. All rights reserved

**8.6.1.4 Model for a provisional certificate of approval for tank vessels**

<b>1</b>											
Competent authority: .....											
Space reserved for the emblem and name of the State											
<b>ADN provisional certificate of approval No:</b> .....											
1. Name of vessel.....											
2. Official number.....											
3. Type of vessel.....											
4. Type of tank vessel .....											
5. Cargo tank design	<table style="width: 100%; border: none;"> <tr> <td style="width: 50%;">1. Pressure cargo tanks</td> <td style="width: 50%; text-align: right;">1 2</td> </tr> <tr> <td>2. Closed cargo tanks</td> <td style="text-align: right;">1 2</td> </tr> <tr> <td>3. Open cargo tanks with flame arresters</td> <td style="text-align: right;">1 2</td> </tr> <tr> <td>4. Open cargo tanks</td> <td style="text-align: right;">1 2</td> </tr> </table>	1. Pressure cargo tanks	1 2	2. Closed cargo tanks	1 2	3. Open cargo tanks with flame arresters	1 2	4. Open cargo tanks	1 2		
1. Pressure cargo tanks	1 2										
2. Closed cargo tanks	1 2										
3. Open cargo tanks with flame arresters	1 2										
4. Open cargo tanks	1 2										
6. Types of cargo tanks	<table style="width: 100%; border: none;"> <tr> <td style="width: 50%;">1. Independent cargo tanks</td> <td style="width: 50%; text-align: right;">1 2</td> </tr> <tr> <td>2. Integral cargo tanks</td> <td style="text-align: right;">1 2</td> </tr> <tr> <td>3. Cargo tank wall distinct from the hull</td> <td style="text-align: right;">1 2</td> </tr> </table>	1. Independent cargo tanks	1 2	2. Integral cargo tanks	1 2	3. Cargo tank wall distinct from the hull	1 2				
1. Independent cargo tanks	1 2										
2. Integral cargo tanks	1 2										
3. Cargo tank wall distinct from the hull	1 2										
7. Opening pressure of the pressure relief valves/high-velocity vent valves/safety valves ..... kPa <sup>1 2</sup>											
8. Additional equipment:											
<ul style="list-style-type: none"> <li>• Sampling device               <table style="width: 100%; border: none;"> <tr> <td style="width: 80%;">connection for a sampling device .....</td> <td style="width: 20%; text-align: right;">yes/no<sup>1 2</sup></td> </tr> <tr> <td>sampling opening .....</td> <td style="text-align: right;">yes/no<sup>1 2</sup></td> </tr> </table> </li> <li>• Water-spray system ..... yes/no<sup>1 2</sup> <table style="width: 100%; border: none;"> <tr> <td style="width: 80%;">Internal pressure alarm 40 kPa .....</td> <td style="width: 20%; text-align: right;">yes/no<sup>1 2</sup></td> </tr> </table> </li> <li>• Cargo heating system:               <table style="width: 100%; border: none;"> <tr> <td style="width: 80%;">possibility of cargo heating from shore .....</td> <td style="width: 20%; text-align: right;">yes/no<sup>1 2</sup></td> </tr> <tr> <td>cargo heating installation on board .....</td> <td style="text-align: right;">yes/no<sup>1 2</sup></td> </tr> </table> </li> <li>• Cargo refrigeration system ..... yes/no<sup>1 2</sup></li> <li>• Inerting facilities ..... yes/no<sup>1 2</sup></li> <li>• Pump-room below deck ..... yes/no<sup>1</sup></li> <li>• Ventilation system according to 9.3.x.12.4 (b) ..... yes/no<sup>1, 3</sup> in .....</li> <li>• Conforms to the rules of construction referred to in 9.3.x.12.4 (b) or 9.3.x.12.4 (c), 9.3.x.51 and 9.3.x.52 ..... Yes/No<sup>1, 3</sup></li> <li>• Venting piping and heated installation ..... Yes/No<sup>1, 2</sup></li> <li>• Conforms to the rules of construction resulting from the remark(s) ... in column (20) of Table C of Chapter 3.2<sup>1 2</sup></li> </ul>		connection for a sampling device .....	yes/no <sup>1 2</sup>	sampling opening .....	yes/no <sup>1 2</sup>	Internal pressure alarm 40 kPa .....	yes/no <sup>1 2</sup>	possibility of cargo heating from shore .....	yes/no <sup>1 2</sup>	cargo heating installation on board .....	yes/no <sup>1 2</sup>
connection for a sampling device .....	yes/no <sup>1 2</sup>										
sampling opening .....	yes/no <sup>1 2</sup>										
Internal pressure alarm 40 kPa .....	yes/no <sup>1 2</sup>										
possibility of cargo heating from shore .....	yes/no <sup>1 2</sup>										
cargo heating installation on board .....	yes/no <sup>1 2</sup>										
9. Electrical and non-electrical installations and equipment for use in explosion hazardous areas:											
<ul style="list-style-type: none"> <li>• Temperature class: .....</li> <li>• Explosion group: .....</li> </ul>											
10. Autonomous protection systems:											
Explosion group/subgroup of explosion group II B: .....											
<sup>1</sup> Delete as appropriate. <sup>2</sup> If the tanks are not all of the same type, see page 3. <sup>3</sup> For “x”, note the relevant information											

Copyright © United Nations, 2019. All rights reserved

2

11. Loading/unloading rate ..... m<sup>3</sup>/h<sup>1</sup> or see loading instructions<sup>1</sup> or see instructions on loading and unloading<sup>1</sup>.

12. Permitted relative density: .....

13. Additional observations:

Vessel complies with the rules of construction referred to in 9.3.x.12, 9.3.x.51, 9.3.x.52 Yes/No<sup>1,3</sup>

.....

14. The provisional certificate of approval is valid.....

14.1 until <sup>1</sup>.....

14.2 for a single journey from <sup>1</sup>..... to .....

15. Issued at ..... on .....  
(place) (date)

16. (Stamp) .....  
(competent authority)

.....  
(signature)

<sup>1</sup> Delete as appropriate.

<sup>2</sup> If the tanks are not all of the same type, see page 3.

<sup>3</sup> For “x”, note the relevant information

**NOTE:** This model provisional certificate of approval may be replaced by a single certificate model combining a provisional certificate of inspection and the provisional certificate of approval, provided that this single certificate model contains the same particulars as the model above and is approved by the competent authority.



Copyright © United Nations, 2019. All rights reserved

3												
If the cargo tanks of the vessel are not all of the same type or the same design or the equipment is not the same, their type, their design and their equipment shall be indicated below:												
Cargo tank number	1	2	3	4	5	6	7	8	9	10	11	12
pressure cargo tank												
closed cargo tank												
open cargo tank with flame arrester												
open cargo tank												
independent cargo tank												
integral cargo tank												
cargo tank wall distinct from the hull												
opening pressure relief device/high velocity vent valve/safety valve in kPa												
connection for a sampling device												
sampling opening												
water-spray system												
internal pressure alarm 40 kPa .....												
possibility of cargo heating from shore												
cargo heating installation on board												
cargo refrigeration installation												
inerting facilities												
venting piping and heated installation												
Conforms to the rules of construction resulting from the remark(s) ..... of column (20) of Table C of Chapter 3.2												

Copyright © United Nations, 2019. All rights reserved

8.6.1.5 Annex to the certificate of approval and provisional certificate of approval according to 1.16.1.3.1 (a)

<div>Annex to the certificate of approval</div> <div>1. Official number .....</div> <div>2. Type of vessel .....</div> <div>3. Transitional provisions applicable as from .....</div>	ADN certificate of approval No.:			
	Competent authority			
	Issued on			
	Valid until			
	Stamp and signature]			

Copyright © United Nations, 2019. All rights reserved

Stamp and signature					
Valid until					
Issued on					
Competent authority					
ADN certificate of approval No.:					

Copyright © United Nations, 2019. All rights reserved

**8.6.2 Certificate of special knowledge of ADN according to 8.2.1.2, 8.2.1.5 or 8.2.1.7**

(Recto)

(\*\*)

Certificate of special knowledge of  
ADN

1. (No. of certificate)

2. (Name)

3. (First name(s))

4. (Born on DD/MM/YYYY)

5. (Nationality)

6. (Signature of holder)

7. (Issued by)

8. VALID UNTIL: (DD/MM/YYYY)

Photo  
of  
holder

(Verso)

1. (No. of certificate)

The certificate is valid for special  
knowledge of ADN according to:  
(Insert the corresponding subsection  
of ADN 8.2.1, if applicable with the  
mention “only for dry cargo vessels”  
or “only for tank vessels”).)

\*\* Letter code(s) used for international navigation (CEVNI – Annex 1).

8.6.3     ADN Checklist

1

ADN Checklist

concerning the observance of safety provisions and the implementation of the necessary measures for loading/unloading

–    **Particulars of vessel**

.....  
(name of vessel)

No. ....  
(official number)

.....  
(vessel type)

–    **Particulars of loading or unloading operations**

.....  
(shore loading or unloading installation)

.....  
(place)

.....  
(date)

.....  
(time)

–    **Particulars of the cargo as indicated in the transport document**

Quantity m <sup>3</sup>	Proper shipping name***	UN Number or Identification number	Dangers* .....	Packing Group
.....	.....	.....	.....	.....
.....	.....	.....	.....	.....
.....	.....	.....	.....	.....

–    **Particulars of last cargo\*\***

Proper shipping name ***	UN Number or Identification number	Dangers* .....	Packing Group
.....	.....	.....	.....
.....	.....	.....	.....
.....	.....	.....	.....

\* Dangers indicated in column (5) of Table C, as relevant (as mentioned in the transport document in accordance with 5.4.1.1.2 (c)).

\*\*To be filled in only if vessel is to be loaded.

\*\*\* The proper shipping name given in column (2) of Table C of Chapter 3.2, supplemented, when applicable, by the technical name in parenthesis.

Copyright © United Nations, 2019. All rights reserved

2							
<b>Loading/unloading rate</b> (not to be filled in if vessel is to be loaded with gas or have gas unloaded)							
Proper shipping name**	Cargo tank number	agreed rate of loading/unloading					
		start		half way		end	
		rate m <sup>3</sup> /h	quantity m <sup>3</sup>	rate m <sup>3</sup> /h	quantity m <sup>3</sup>	rate m <sup>3</sup> /h	quantity m <sup>3</sup>

Will the cargo piping be drained after loading or unloading by stripping or by blowing residual quantities to the shore installation/to the vessel?\*

**by blowing\***  
**by stripping\***

If drained by blowing, how?

.....

(e.g. air, inert gas, sleeve)

..... kPa  
(permissible maximum pressure in the cargo tank)

.....litres  
(estimated residual quantity)

**Questions to the master or the person mandated by him and the person in charge at the loading/unloading place**

Loading/unloading may only be started after all questions on the checklist have been checked off by “X”, i.e. answered with YES and the list has been signed by both persons.

Non-applicable questions have to be deleted.

If not all questions can be answered with YES, loading/unloading is only allowed with consent of the competent authority.

\* Delete as appropriate.

\*\* The proper shipping name given in column (2) of Table C of Chapter 3.2, supplemented, when applicable, by the technical name in parenthesis.

Copyright © United Nations, 2019. All rights reserved

	vessel	<sup>3</sup> loading/ unloading place
1. Is the vessel permitted to carry this cargo?	O*	O*
2. (Reserved)		
3. Is the vessel well moored in view of local circumstances?	O	–
4. Have suitable means in accordance with 7.2.4.77 been provided for leaving the vessel, including in cases of emergency?	O	O
5. Are the escape routes and the loading/unloading place adequately lighted?	O	O
6. Vessel/shore connection		
6.1 Is the piping for loading or unloading between vessel and shore in satisfactory condition?	–	O
Is it correctly connected?	–	O
6.2 Are all the connecting flanges fitted with suitable gaskets?	–	O
6.3 Are all the connecting bolts fitted and tightened?	O	O
6.4 Are the shoreside loading arms free to move in all directions and do the hose assemblies have enough room for easy movement?	–	O
7. Are all flanges of the connections of the piping for loading and unloading and of the venting piping not in use, correctly blanked off?	O	O
8. Are suitable means of collecting leakages placed under the pipe connections which are in use and are they empty??	O	O
9. Are the movable connecting pieces between the ballast and bilge piping on the one hand and the piping for loading and unloading on the other hand disconnected?	O	–
10. Is continuous and suitable supervision of loading/unloading ensured for the whole period of the operation?	O	O
11. Is communication between vessel and shore ensured?	O	O
12.1 For the loading of the vessel, is the venting piping, where required, or if it exists, connected with the vapour return piping?	O	O
12.2 Is it ensured that the shore installation is such that the pressure at the connecting-point of the vapour return piping and the venting piping cannot exceed the opening pressure of the pressure relief devices/high velocity vent valves (pressure at connecting point __ kPa)?	–	O*
12.3 When anti-explosion protection is required in Chapter 3.2, Table C, column (17) does the shore installation ensure that its vapour return piping is such that the vessel is protected against detonations and flame fronts from the shore.	–	O
13. Is it known what actions are to be taken in the event of an “Emergency–stop” and an “Alarm”?	O	O

\* To be filled in only if vessel is to be loaded.

Copyright © United Nations, 2019. All rights reserved

		vessel	loading/ unloading place <sup>4</sup>
14.	Check on the most important operational requirements:  <ul style="list-style-type: none"> <li>– Are the required fire extinguishing systems and appliances operational?</li> <li>– Have all valves and other closing devices been checked for correct open – or closed position?</li> <li>– Has smoking been generally prohibited?</li> <li>– Are the flame operated heating applications on board turned off?</li> <li>– Is the voltage cut off from the radar installations?</li> <li>– Is all electrical equipment marked red switched off?</li> <li>– Are all windows and doors closed?</li> </ul>	 O O O O O O O	 O O O – – – –
15.1	Has the starting working pressure of the vessel's cargo discharge pump been adjusted to the permissible working pressure of the shore installation? (agreed pressure ___ kPa)	O	–
15.2	Has the starting working pressure of the shore pump been adjusted to the permissible working pressure of the on-board installation? (agreed pressure ___ kPa)	–	O
16.	Is the liquid level alarm–installation operational?	O	–
17.	Is the following system plugged in, in working order and tested?  Overflow prevention device <input type="checkbox"/> when loading <input type="checkbox"/> when unloading Device for switching off the on-board pump from the shore facility (only when unloading the vessel)	 O O	 O O
18.	To be filled in only in the case of loading or unloading of substances for the carriage of which a closed cargo tank or an open cargo tank with flame arrester is required:  Are the cargo tank hatches and cargo tank inspection and sampling openings closed or protected by flame arresters fulfilling the requirements of column (16) of Table C of Chapter 3.2?	 O	 –
19.	When transporting refrigerated liquefied gases, has the holding time been determined according to 7.2.4.16.16, and is known and documented on board?	O**	O**
Checked, filled in and signed for the vessel: ..... (name in capital letters) ..... (signature)		for the installation of loading and unloading: ..... (name in capital letters) ..... (signature)	
** To be filled in only if the vessel is to be loaded.			



**Explanation****Question 3**

“Well moored” means that the vessel is fastened to the pier or the cargo transfer station in such a way that, without intervention of a third person, movements of the vessel in any direction that could hamper the operation of the cargo transfer gear will be prevented. Established or predictable variations of the water-level at that location and special factors have to be taken into account.

**Question 4**

It must be possible to escape safely from the vessel at any time. If there is none or only one protected escape route available at the shoreside for a quick escape from the vessel in case of emergency, a suitable means of escape has to be provided on the vessel side if required in accordance with 7.2.4.77.

**Question 6**

A valid inspection certificate for the hose assemblies must be available on board. The material of the piping for loading and unloading must be able to withstand the expected loads and be suitable for cargo transfer of the respective substances. The piping for loading and unloading between vessel and shore must be placed so that it cannot be damaged by ordinary movements of the vessel during the loading and unloading process or by variations of the water. In addition, all flanged joints must be fitted with appropriate gaskets and sufficient bolt connections in order to exclude the possibility of leakage.

**Question 10**

Loading/unloading must be supervised on board and ashore so that dangers which may occur in the vicinity of piping for loading and unloading between vessel and shore can be recognized immediately. When supervision is effected by additional technical means it must be agreed between the shore installation and the vessel how it is to be ensured.

**Question 11**

For a safe loading/unloading operation good communications between vessel and shore are required. For this purpose telephone and radio equipment may be used only if of an explosion protected type and located within reach of the supervisor.

**Question 13**

Before the start of the loading/unloading operation the representative of the shore installation and the master or the person mandated by him must agree on the applicable procedure. The specific properties of the substances to be loaded/unloaded have to be taken into account.

**Question 17**

To prevent backflow from the shore, it is also necessary to activate the overflow prevention device on the vessel under certain circumstances when unloading. It is obligatory during loading and optional during unloading. Delete this item if it is not necessary during unloading.

8.6.4 Checklist degassing to reception facilities

1

ADN Checklist

concerning the observance of safety provisions and the implementation of the necessary measures for degassing to reception facilities

– Particulars of vessel

..... No. ....

(name of vessel) (official number)

.....

(vessel type)

– Particulars of reception facility

.....

(reception facility) (place)

.....

(date) (time)

Reception facility approved according CDNI ☐ Yes ☐ No

– Particulars of the previous cargo in the tank before degassing as indicated in the transport document

Cargo tank #	Quantity m <sup>3</sup>	Proper shipping name**	UN Number or Identification number	Dangers* .....	Packing Group
.....	.....	.....	.....	.....	.....
.....	.....	.....	.....	.....	.....
.....	.....	.....	.....	.....	.....

\* Dangers indicated in column (5) of Table C, as relevant (as mentioned in the transport document in accordance with 5.4.1.1.2 (c)).

\*\* The proper shipping name given in column (2) of Table C of Chapter 3.2, supplemented, when applicable, by the technical name in parenthesis.

-444-

Copyright © United Nations, 2019. All rights reserved

Degassing rate			2
Proper shipping name**	Cargo tank number	agreed rate of degassing	
		rate m <sup>3</sup> /h	
.....	.....	.....	
.....	.....	.....	
.....	.....	.....	

**Questions to the master or the person mandated by him and the person in charge at the reception facility**

Degassing may only be started after all questions on the checklist have been checked off by “X”, i.e. answered with YES and the list has been signed by both persons.

Non-applicable questions have to be deleted.

If not all questions can be answered with YES, degassing is only allowed with consent of the competent authority.

\*\* The proper shipping name given in column (2) of Table C of Chapter 3.2, supplemented, when applicable, by the technical name in parenthesis.

	vessel	3 reception facility
1. Is the vessel well moored in view of local circumstances?	O	–
2. Are the pipings for degassing between vessel and reception facility in satisfactory condition?	–	O
Are they correctly connected and are appropriate flame arresters fitted in the piping between the vessel and the reception facility?	O	O
3. Are all flanges of the connections of the piping for loading and unloading and of the venting piping not in use, correctly blanked off?	O	O
4. Is continuous and suitable supervision of degassing ensured for the whole period of the operation?	O	O
5. Is communication between vessel and reception facility ensured?	O	O
6.1 Is it ensured that the reception facility is such that the pressure at the connecting point cannot exceed the opening pressure of the high-velocity vent valves (pressure at connecting point __ kPa)?	–	O*
6.2 Is the air inlet part of a closed system or equipped with a spring-loaded low-pressure valve?	–	O**
6.3 When anti-explosion protection is required in Chapter 3.2, Table C, column (17) does the reception facility ensure that its piping is such that the vessel is protected against detonations and passage of flames from the reception facility.	–	O
7. Is it known what actions are to be taken in the event of an “Emergency–stop” and an “Alarm”?	O	O

\* Not applicable if vacuum is used to generate air flows.

\*\* Only applicable if vacuum is used to generate air flows.

Copyright © United Nations, 2019. All rights reserved

		vessel	reception facility <sup>4</sup>
8.	Check on the most important operational requirements: <ul style="list-style-type: none"> <li>– Are the required fire extinguishing systems and appliances operational?</li> <li>– Have all valves and other closing devices been checked for correct open or closed position?</li> <li>– Has smoking been generally prohibited?</li> <li>– Are the flame operated heating applications on board turned off?</li> <li>– Is the voltage cut off from the radar installations?</li> <li>– Is all electrical equipment marked red switched off?</li> <li>– Are all windows and doors closed?</li> </ul>	O O O O O O O	O O O – – – –
9.1	Has the pressure of the vessel's piping been adjusted to the permissible working pressure of the reception facility? (agreed pressure __ kPa)	O	–
9.2	Has the pressure of the reception facility piping been adjusted to the permissible working pressure of the on-board installation? (agreed pressure __ kPa)	–	O
10.	Are the cargo tank hatches and cargo tank inspection, gauging and sampling openings closed or protected by flame arresters in good condition?	O	–
Checked, filled in and signed for the vessel: ..... (name in capital letters) ..... (signature)		for the reception facility: ..... (name in capital letters) ..... (signature)	

Copyright © United Nations, 2019. All rights reserved

## **Explanation**

### **Question 1**

“Well moored” means that the vessel is fastened to the pier or the reception facility in such a way that, without intervention of a third person, movements of the vessel in any direction that could hamper the degassing operation will be prevented. Established or predictable variations of the water-level at that location and special factors have to be taken into account.

### **Question 2**

The material of the piping must be able to withstand the expected rates and be suitable for degassing. The piping between vessel and reception facility must be placed so that it cannot be damaged by ordinary movements of the vessel during the degassing process or by variations of the water.

### **Question 4**

Degassing must be supervised on board and at the reception facility so that dangers which may occur in the vicinity of the piping between vessel and reception facility can be recognized immediately. When supervision is effected by additional technical means it must be agreed between the reception facility and the vessel how it is to be ensured.

### **Question 5**

For a safe degassing operation good communications between vessel and shore are required. For this purpose telephone and radio equipment may be used only if of an explosion protected type and located within reach of the supervisor.

### **Question 7**

Before the start of the degassing operation the representative of the reception facility and the master or the person mandated by him must agree on the applicable procedure. The specific properties of the substances to be degassed have to be taken into account.

Copyright © United Nations, 2019. All rights reserved

Copyright © United Nations, 2019. All rights reserved

## **PART 9**

### **Rules for construction**

Copyright © United Nations, 2019. All rights reserved



Copyright © United Nations, 2019. All rights reserved

## CHAPTER 9.1

### RULES FOR CONSTRUCTION OF DRY CARGO VESSELS

#### 9.1.0 Rules for construction applicable to dry cargo vessels

Provisions of 9.1.0.0 to 9.1.0.79 apply to dry cargo vessels.

##### 9.1.0.0 *Materials of construction*

The vessel's hull shall be constructed of shipbuilding steel or other metal, provided that this metal has at least equivalent mechanical properties and resistance to the effects of temperature and fire.

##### 9.1.0.1 *Vessel record*

**NOTE:** For the purpose of this paragraph, the term "owner" has the same meaning as in 1.16.0.

The vessel record shall be retained by the owner who shall be able to provide this documentation at the request of the competent authority and the recognized classification society.

The vessel record shall be maintained and updated throughout the life of the vessel and shall be retained for 6 months after the vessel is taken out of service.

Should a change of owner occur during the life of the vessel the vessel record shall be transferred to the new owner.

Copies of the vessel record or all necessary documents shall be made available on request to the competent authority for the issuance of the certificate of approval and for the recognized classification society or inspection body for first inspection, periodic inspection, special inspection or exceptional checks.

9.1.0.2 to 9.1.0.10 (Reserved)

##### 9.1.0.11 **Holds**

9.1.0.11.1 (a) Each hold shall be bounded fore and aft by watertight metal bulkheads.

(b) The holds shall have no common bulkhead with the oil fuel tanks.

9.1.0.11.2 The bottom of the holds shall be such as to permit them to be cleaned and dried.

9.1.0.11.3 The hatchway covers shall be spraytight and weathertight or be covered by waterproof tarpaulins.

Tarpaulins used to cover the holds shall not readily ignite.

9.1.0.11.4 No heating appliances shall be installed in the holds.

##### 9.1.0.12 *Ventilation*

9.1.0.12.1 It must be possible to ventilate each hold by means of two mutually independent extraction ventilators having a capacity of not less than five changes of air per hour based on the volume of the empty hold. The extraction ducts shall be positioned at the extreme ends of the

Copyright © United Nations, 2019. All rights reserved

hold and extend down to not more than 50 mm above the bottom. The extraction of gases and vapours through the duct shall also be ensured for carriage in bulk.

If the extraction ducts are movable they shall be suitable for the ventilator assembly and capable of being firmly fixed. Protection shall be ensured against bad weather and spray. The air intake shall be ensured during ventilation.

9.1.0.12.2 The ventilation system of a hold shall be arranged so that dangerous gases cannot penetrate into the accommodation, wheelhouse or engine rooms.

9.1.0.12.3 (a) Ventilation shall be provided for the accommodation, wheelhouse and for service spaces;

(b) The ventilation system in such spaces shall meet the following requirements:

(i) The air intakes of the ventilation system shall be located as far away as possible, and not less than 6.00 m from the protected area and not less than 2.00 m above the deck;

(ii) Overpressure of at least 0.1 kPa (0.001 bar) may be maintained in the premises;

(iii) A breakdown alarm is integrated;

(iv) The ventilation system, including the breakdown alarm, shall be at least of the 'limited explosion risk' type;

(v) A gas detection system conforming to conditions 1. to 4. below is connected to the ventilation system:

1. It is appropriate at least for use in zone 1, explosion group IIC and temperature class T6;

2. It is equipped with sensors:

- On the suction inlets of the ventilation systems; and
- Directly below the top edge of the sill of the entrance doors;

3. Its t90-time is lower than or equal to 4 s;

4. Measurement shall be continuous;

(vi) In the service spaces, the ventilation system is linked to the emergency lighting, which shall be at least of the 'limited explosion risk' type;

This emergency lighting is not necessary if the lighting installations in the service spaces are of at least the 'limited explosion risk' type;

(vii) The suction of the ventilation system and installations and equipment that do not meet the requirements of 9.1.0.51 and 9.1.0.52.1 shall be shut down when a concentration equal to 20% of the LEL of n-Hexane is reached;

The switching-off shall be indicated in the accommodation and wheelhouse by visual and audible signals;

(viii) In the event of failure of the ventilation system or of the gas detection installations in the accommodation, installations and equipment in the accommodation that do not comply with the requirements of 9.1.0.51 and 9.1.0.52.1 shall be switched off;

Copyright © United Nations, 2019. All rights reserved

The switching-off shall be indicated in the accommodation, the wheelhouse and on the deck by visual and audible signals;

- (ix) In the event of failure of the ventilation system or of the gas detection installations in the wheelhouse or the service spaces, installations and equipment in those spaces that do not comply with the requirements of 9.1.0.51 and 9.1.0.52.1 shall be switched off;

The switching-off shall be indicated in the wheelhouse and on the deck by visual and audible signals. The alarm must be relayed to the accommodation automatically if it has not been switched off;

- (x) Any switching-off shall take place immediately and automatically and, if necessary, shall switch on the emergency lighting;

The automatic switch-off device is set so that no automatic switching-off may occur while the vessel is under way;

- (c) If there is no ventilation system or the ventilation system of a space does not comply with all the requirements set out in (b) above, any installations or equipment present in that space that may, if switched on, give rise to surface temperatures higher than those mentioned in 9.1.0.51 or that do not meet the requirements set out in 9.1.0.52.1 must be capable of being switched off.

- 9.1.0.12.4 Notice boards shall be fitted at the ventilation inlets indicating the conditions under which they shall be closed. All ventilation inlets of accommodation, wheelhouse and service spaces leading into the open air outside of the protected area shall be located not less than 2.00 m from the protected area.

All ventilation inlets shall be fitted with fixed devices according to 9.1.0.40.2.2 (c) enabling them to be closed rapidly. It shall be clear whether they are open or closed.

- 9.1.0.12.5 Ventilators including their motors used within the protected area and motors for hold ventilators which are arranged in the air flow shall fulfil at least the requirements for use in zone 1. They shall meet at least the requirements for temperature class T4 and explosion group II B.
- 9.1.0.12.6 The requirements of 9.1.0.12.3 (b) or (c) must be met only if the vessel is located within or in the immediate vicinity of a shoreside assigned zone.

9.1.0.13 to 9.1.0.16 (Reserved)

**9.1.0.17 Accommodation and service spaces**

- 9.1.0.17.1 The accommodation shall be separated from the holds by metal bulkheads having no openings.
- 9.1.0.17.2 Gastight closing appliances shall be provided for openings in the accommodation and wheelhouse facing the holds.
- 9.1.0.17.3 No entrances or openings of the engine rooms and service spaces shall face the protected area.

9.1.0.18 and 9.1.0.19 (Reserved)

Copyright © United Nations, 2019. All rights reserved

**9.1.0.20      *Water ballast***

The double-hull spaces and double bottoms may be arranged for being filled with water ballast.

9.1.0.21 to 9.1.0.30      (*Reserved*)

**9.1.0.31      *Engines***

9.1.0.31.1      Only internal combustion engines running on fuel having a flashpoint above 55 °C are allowed. This provision does not apply to internal combustion engines which are part of propulsion and auxiliary systems. These systems shall meet the requirements of Chapter 30 and Annex 8, Section 1 of the European Standard laying down Technical Requirements for Inland Navigation vessels (ES-TRIN) as amended.<sup>1</sup>

9.1.0.31.2      The air vents in the engine rooms and the air intakes of the engines which do not take air in directly from the engine room shall be located not less than 2.00 m from the protected area.

9.1.0.31.3      Sparking shall not be possible in the protected area.

**9.1.0.32      *Oil fuel tanks***

9.1.0.32.1      Double bottoms within the hold area may be arranged as oil fuel tanks provided their depth is not less than 0.6 m. Oil fuel pipes and openings to such tanks are not permitted in the holds.

9.1.0.32.2      The open ends of the air pipes of each oil fuel tanks shall be extended to not less than 0.50 m above the open deck. These open ends and the open ends of overflow pipes leading to the deck shall be fitted with a protective device consisting of a gauze diaphragm or a perforated plate.

9.1.0.33      (*Reserved*)

**9.1.0.34      *Exhaust pipes***

9.1.0.34.1      Exhausts shall be evacuated from the vessel into the open air either upwards through an exhaust pipe or through the shell plating. The exhaust outlet shall be located not less than 2.00 m from the hatchway openings. The exhaust pipes of engines shall be arranged so that the exhausts are led away from the vessel. The exhaust pipes shall not be located within the protected area.

9.1.0.34.2      Exhaust pipes shall be provided with a device preventing the escape of sparks, e.g. spark arresters.

**9.1.0.35      *Stripping installation***

The stripping pumps intended for the holds shall be located in the protected area. This requirement shall not apply when stripping is effected by eductors.

9.1.0.36 to 9.1.0.39      (*Reserved*)

**9.1.0.40      *Fire-extinguishing arrangements***

9.1.0.40.1      A fire-extinguishing system shall be installed on the vessel. This system shall comply with the following requirements:

<sup>1</sup> As available on the website of the Comité Européen pour l'Élaboration de Standards dans le Domaine de Navigation Intérieure – CESNI, <https://www.cesni.eu/en/documents/es-trin/>

Copyright © United Nations, 2019. All rights reserved

- It shall be supplied by two independent fire or ballast pumps one of which shall be ready for use at any time. These pumps and their means of propulsion and electrical equipment shall not be installed in the same space;
- It shall be provided with a water main fitted with at least three hydrants in the protected area above deck. Three suitable and sufficiently long hoses with jet/spray nozzles having a diameter of not less than 12 mm shall be provided. Alternatively one or more of the hose assemblies may be substituted by directable jet/spray nozzles having a diameter of not less than 12 mm. It shall be possible to reach any point of the deck in the protected area simultaneously with at least two jets of water which do not emanate from the same hydrant. A spring-loaded non-return valve shall be fitted to ensure that no gases can escape through the fire-extinguishing system into the accommodation or service spaces outside the protected area;
- The capacity of the system shall be at least sufficient for a jet of water to reach a distance of not less than the vessel's breadth from any location on board with two spray nozzles being used at the same time;
- The water supply system shall be capable of being put into operation from the wheelhouse and from the deck;
- Measures shall be taken to prevent the freezing of fire-mains and hydrants.

A single fire or ballast pump shall suffice on board pushed barges without their own means of propulsion.

9.1.0.40.2 In addition, the engine rooms shall be provided with a permanently fixed fire-extinguishing system meeting the following requirements:

9.1.0.40.2.1 *Extinguishing agents*

For the protection of spaces in engine rooms, boiler rooms and pump rooms, only permanently fixed fire-extinguishing systems using the following extinguishing agents are permitted:

- (a) CO<sub>2</sub> (carbon dioxide);
- (b) HFC 227 ea (heptafluoropropane);
- (c) IG-541 (52% nitrogen, 40% argon, 8% carbon dioxide);
- (d) FK-5-1-12 (dodecafluoro 2-methylpentane-3-one);
- (e) (*Reserved*)
- (f) K<sub>2</sub>CO<sub>3</sub> (potassium carbonate).

Other extinguishing agents are permitted only on the basis of recommendations by the Administrative Committee.

9.1.0.40.2.2 *Ventilation, air extraction*

- (a) The combustion air required by the combustion engines which ensure propulsion should not come from spaces protected by permanently fixed fire-extinguishing systems. This requirement is not mandatory if the vessel has two independent main engine rooms with a gastight separation or if, in addition to the main engine room, there is a separate engine room installed with a bow thruster that can independently ensure propulsion in the event of a fire in the main engine room.

Copyright © United Nations, 2019. All rights reserved

- (b) All forced ventilation systems in the space to be protected shall be shut down automatically as soon as the fire-extinguishing system is activated.
- (c) All openings in the space to be protected which permit air to enter or gas to escape shall be fitted with devices enabling them to be closed rapidly. It shall be clear whether they are open or closed.
- (d) Air escaping from the pressure-relief valves of the pressurised air tanks installed in the engine rooms shall be evacuated to the open air.
- (e) Overpressure or negative pressure caused by the diffusion of the extinguishing agent shall not destroy the constituent elements of the space to be protected. It shall be possible to ensure the safe equalisation of pressure.
- (f) Protected spaces shall have a facility for extracting the extinguishing agent and the combustion gases. Such facilities shall be capable of being operated from positions outside the protected rooms and which must not be made inaccessible by a fire within such spaces. If there are permanently installed extractors, it shall not be possible for these to be switched on while the fire is being extinguished.

#### 9.1.0.40.2.3 *Fire alarm system*

The space to be protected shall be monitored by an appropriate fire alarm system. The alarm signal shall be audible in the wheelhouse, the accommodation and the space to be protected.

#### 9.1.0.40.2.4 *Piping system*

- (a) The extinguishing agent shall be routed to and distributed in the space to be protected by means of a permanent piping system. Piping installed in the space to be protected and their fittings shall be made of steel. This shall not apply to the connecting nozzles of tanks and compensators provided that the materials used have equivalent fire-retardant properties. Piping shall be protected against corrosion both internally and externally.
- (b) The discharge nozzles shall be so arranged as to ensure the regular diffusion of the extinguishing agent. In particular, the extinguishing agent must also be effective beneath the floor.

#### 9.1.0.40.2.5 *Triggering device*

- (a) Automatically activated fire-extinguishing systems are not permitted.
- (b) It shall be possible to activate the fire-extinguishing system from a suitable point located outside the space to be protected.
- (c) Triggering devices shall be so installed that they can be activated in the event of a fire and so that the risk of their breakdown in the event of a fire or an explosion in the space to be protected is reduced as far as possible.

Systems which are not mechanically activated shall be supplied from two energy sources independent of each other. These energy sources shall be located outside the space to be protected. The control lines located in the space to be protected shall be so designed as to remain capable of operating in the event of a fire for a minimum of 30 minutes. The electrical installations are deemed to meet this requirement if they conform to the IEC 60331-21:1999 standard.

Copyright © United Nations, 2019. All rights reserved

When the triggering devices are so placed as not to be visible, the component concealing them shall carry the “Fire-fighting system” symbol, each side being not less than 10 cm in length, with the following text in red letters on a white ground:

**Fire-extinguishing system**

- (d) If the fire-extinguishing system is intended to protect several spaces, it shall comprise a separate and clearly-marked triggering device for each space;
- (e) The instructions shall be posted alongside all triggering devices and shall be clearly visible and indelible. The instructions shall be in a language the master can read and understand and if this language is not English, French or German, they shall be in English, French or German. They shall include information concerning:
  - (i) the activation of the fire-extinguishing system;
  - (ii) the need to ensure that all persons have left the space to be protected;
  - (iii) The correct behaviour of the crew in the event of activation and when accessing the space to be protected following activation or diffusion, in particular in respect of the possible presence of dangerous substances;
  - (iv) the correct behaviour of the crew in the event of the failure of the fire-extinguishing system to function properly.
- (f) The instructions shall mention that prior to the activation of the fire-extinguishing system, combustion engines installed in the space and aspirating air from the space to be protected, shall be shut down.

9.1.0.40.2.6 *Alarm device*

- (a) Permanently fixed fire-extinguishing systems shall be fitted with an audible and visual alarm device;
- (b) The alarm device shall be set off automatically as soon as the fire-extinguishing system is first activated. The alarm device shall function for an appropriate period of time before the extinguishing agent is released; it shall not be possible to turn it off;
- (c) Alarm signals shall be clearly visible in the spaces to be protected and their access points and be clearly audible under operating conditions corresponding to the highest possible sound level. It shall be possible to distinguish them clearly from all other sound and visual signals in the space to be protected;
- (d) Sound alarms shall also be clearly audible in adjoining spaces, with the communicating doors shut, and under operating conditions corresponding to the highest possible sound level;
- (e) If the alarm device is not intrinsically protected against short circuits, broken wires and drops in voltage, it shall be possible to monitor its operation;
- (f) A sign with the following text in red letters on a white ground shall be clearly posted at the entrance to any space the extinguishing agent may reach:

**Warning, fire-extinguishing system!**

**Leave this space immediately when the ... (description) alarm is activated!**

Copyright © United Nations, 2019. All rights reserved

9.1.0.40.2.7 *Pressurised tanks, fittings and piping*

- (a) Pressurised tanks, fittings and piping shall conform to the requirements of the competent authority or, if there are no such requirements, to those of a recognized classification society.
- (b) Pressurised tanks shall be installed in accordance with the manufacturer's instructions.
- (c) Pressurised tanks, fittings and piping shall not be installed in the accommodation.
- (d) The temperature of cabinets and storage spaces for pressurised tanks shall not exceed 50 °C.
- (e) Cabinets or storage spaces on deck shall be securely stowed and shall have vents so placed that in the event of a pressurised tank not being gastight, the escaping gas cannot penetrate into the vessel. Direct connections with other spaces are not permitted.

9.1.0.40.2.8 *Quantity of extinguishing agent*

If the quantity of extinguishing agent is intended for more than one space, the quantity of extinguishing agent available does not need to be greater than the quantity required for the largest of the spaces thus protected.

9.1.0.40.2.9 *Installation, maintenance, monitoring and documents*

- (a) The mounting or modification of the system shall only be performed by a company specialised in fire-extinguishing systems. The instructions (product data sheet, safety data sheet) provided by the manufacturer of the extinguishing agent or the system shall be followed.
- (b) The system shall be inspected by an expert:
  - (i) before being brought into service;
  - (ii) each time it is put back into service after activation;
  - (iii) after every modification or repair;
  - (iv) regularly, not less than every two years.
- (c) During the inspection, the expert is required to check that the system conforms to the requirements of 9.1.0.40.2.
- (d) The inspection shall include, as a minimum:
  - (i) an external inspection of the entire system;
  - (ii) an inspection to ensure that the piping is leakproof;
  - (iii) an inspection to ensure that the control and activation systems are in good working order;
  - (iv) an inspection of the pressure and contents of tanks;
  - (v) an inspection to ensure that the means of closing the space to be protected are leakproof;



Copyright © United Nations, 2019. All rights reserved

- (vi) an inspection of the fire alarm system;
- (vii) an inspection of the alarm device.
- (e) The person performing the inspection shall establish, sign and date a certificate of inspection.
- (f) The number of permanently fixed fire-extinguishing systems shall be mentioned in the vessel certificate.

9.1.0.40.2.10 *Fire-extinguishing system operating with CO<sub>2</sub>*

In addition to the requirements contained in 9.1.0.40.2.1 to 9.1.0.40.2.9, fire-extinguishing systems using CO<sub>2</sub> as an extinguishing agent shall conform to the following provisions:

- (a) Tanks of CO<sub>2</sub> shall be placed in a gastight space or cabinet separated from other spaces. The doors of such storage spaces and cabinets shall open outwards; they shall be capable of being locked and shall carry on the outside the symbol “Warning: general danger,” not less than 5 cm high and “CO<sub>2</sub>” in the same colours and the same size;
- (b) Storage cabinets or spaces for CO<sub>2</sub> tanks located below deck shall only be accessible from the outside. These spaces shall have an artificial ventilation system with extractor hoods and shall be completely independent of the other ventilation systems on board;
- (c) The level of filling of CO<sub>2</sub> tanks shall not exceed 0.75 kg/l. The volume of depressurised CO<sub>2</sub> shall be taken to be 0.56 m<sup>3</sup>/kg;
- (d) The concentration of CO<sub>2</sub> in the space to be protected shall be not less than 40% of the gross volume of the space. This quantity shall be released within 120 seconds. It shall be possible to monitor whether diffusion is proceeding correctly;
- (e) The opening of the tank valves and the control of the diffusing valve shall correspond to two different operations;
- (f) The appropriate period of time mentioned in 9.1.0.40.2.6 (b) shall be not less than 20 seconds. A reliable installation shall ensure the timing of the diffusion of CO<sub>2</sub>.

9.1.0.40.2.11 *Fire-extinguishing system operating with HFC-227 ea (heptafluoropropane)*

In addition to the requirements of 9.1.0.40.2.1 to 9.1.0.40.2.9, fire-extinguishing systems using HFC-227 ea as an extinguishing agent shall conform to the following provisions:

- (a) Where there are several spaces with different gross volumes, each space shall be equipped with its own fire-extinguishing system;
- (b) Every tank containing HFC-227 ea placed in the space to be protected shall be fitted with a device to prevent overpressure. This device shall ensure that the contents of the tank are safely diffused in the space to be protected if the tank is subjected to fire, when the fire-extinguishing system has not been brought into service;
- (c) Every tank shall be fitted with a device permitting control of the gas pressure;
- (d) The level of filling of tanks shall not exceed 1.15 kg/l. The specific volume of depressurised HFC-227 ea shall be taken to be 0.1374 m<sup>3</sup>/kg;

Copyright © United Nations, 2019. All rights reserved

- (e) The concentration of HFC-227 ea in the space to be protected shall be not less than 8% of the gross volume of the space. This quantity shall be released within 10 seconds;
- (f) Tanks of HFC-227 ea shall be fitted with a pressure monitoring device which triggers an audible and visual alarm in the wheelhouse in the event of an unscheduled loss of propellant gas. Where there is no wheelhouse, the alarm shall be triggered outside the space to be protected;
- (g) After discharge, the concentration in the space to be protected shall not exceed 10.5% (volume);
- (h) The fire-extinguishing system shall not comprise aluminium parts.

9.1.0.40.2.12 *Fire-extinguishing system operating with IG-541*

In addition to the requirements of 9.1.0.40.2.1 to 9.1.0.40.2.9, fire-extinguishing systems using IG-541 as an extinguishing agent shall conform to the following provisions:

- (a) Where there are several spaces with different gross volumes, every space shall be equipped with its own fire-extinguishing system;
- (b) Every tank containing IG-541 placed in the space to be protected shall be fitted with a device to prevent overpressure. This device shall ensure that the contents of the tank are safely diffused in the space to be protected if the tank is subjected to fire, when the fire-extinguishing system has not been brought into service;
- (c) Each tank shall be fitted with a device for checking the contents;
- (d) The filling pressure of the tanks shall not exceed 200 bar at a temperature of +15 °C;
- (e) The concentration of IG-541 in the space to be protected shall be not less than 44% and not more than 50% of the gross volume of the space. This quantity shall be released within 120 seconds.

9.1.0.40.2.13 *Fire-extinguishing system operating with FK-5-1-12*

In addition to the requirements of 9.1.0.40.2.1 to 9.1.0.40.2.9, fire-extinguishing systems using FK-5-1-12 as an extinguishing agent shall comply with the following provisions:

- (a) Where there are several spaces with different gross volumes, every space shall be equipped with its own fire-extinguishing system;
- (b) Every tank containing FK-5-1-12 placed in the space to be protected shall be fitted with a device to prevent overpressure. This device shall ensure that the contents of the tank are safely diffused in the space to be protected if the tank is subjected to fire, when the fire-extinguishing system has not been brought into service;
- (c) Every tank shall be fitted with a device permitting control of the gas pressure;
- (d) The level of filling of tanks shall not exceed 1.00 kg/l. The specific volume of depressurized FK-5-1-12 shall be taken to be 0.0719 m<sup>3</sup>/kg;
- (e) The volume of FK-5-1-12 in the space to be protected shall be not less than 5.5% of the gross volume of the space. This quantity shall be released within 10 seconds;
- (f) Tanks of FK-5-1-12 shall be fitted with a pressure monitoring device which triggers an audible and visual alarm in the wheelhouse in the event of an unscheduled loss of

Copyright © United Nations, 2019. All rights reserved

extinguishing agent. Where there is no wheelhouse, the alarm shall be triggered outside the space to be protected;

- (g) After discharge, the concentration in the space to be protected shall not exceed 10.0%.

9.1.0.40.2.14 *(Reserved)*

9.1.0.40.2.15 *Fire-fighting systems using  $K_2CO_3$  as the extinguishing agent*

In addition to the requirements laid down in 9.1.0.40.2.1 to 9.1.0.40.2.3, 9.1.0.40.2.5, 9.1.0.40.2.6, and 9.1.0.40.2.9, fire-fighting systems using  $K_2CO_3$  as the extinguishing agent shall comply with the following provisions:

- (a) The fire-fighting system shall have a type-approval pursuant to Directive 2014/90/EU<sup>2</sup> or to MSC/Circ. 1270<sup>3</sup>;
- (b) Each room shall be provided with its own firefighting system;
- (c) The extinguishing agent must be stored in specially provided unpressurised tanks in the room to be protected. These tanks shall be fitted in such a way that the extinguishing agent is dispensed evenly in the room. In particular the extinguishing agent shall also work underneath the deck plates;
- (d) Each tank is separately connected with the triggering device;
- (e) The quantity of dry aerosol-forming extinguishing agent relative to the room to be protected shall be at least 120 g per m<sup>3</sup> of the net volume of this room. This net volume is calculated according to Directive 2014/90/EU<sup>2</sup> or to MSC/Circ. 1270<sup>3</sup>. It shall be possible to supply the extinguishing agent within 120 seconds.

9.1.0.40.2.16 *Fixed fire-extinguishing system for physical protection*

In order to ensure physical protection in the engine rooms, boiler rooms and pump rooms, permanently fixed fire-extinguishing systems are accepted solely on the basis of recommendations by the Administrative Committee.

- 9.1.0.40.3 The two hand fire-extinguishers referred to in 8.1.4 shall be located in the protected area or in proximity to it.

- 9.1.0.40.4 The fire-extinguishing agent in the permanently fixed fire-extinguishing system shall be suitable and sufficient for fighting fires.

**9.1.0.41 *Fire and naked light***

- 9.1.0.41.1 The outlets of funnels shall be located not less than 2 m from the hatchway openings. Arrangements shall be provided to prevent the escape of sparks and the entry of water.

- 9.1.0.41.2 Heating, cooking and refrigerating appliances shall not be fuelled with liquid fuels, liquid gas or solid fuels. The installation in the engine room or other separate space of heating appliances fuelled with liquid fuel having a flashpoint above 55 °C is, however, permitted.

<sup>2</sup> Official Journal of the European Union, L 257 of 28 August 2014, p.146.

<sup>3</sup> International Maritime Organization Circular MSC/Circ. 1270 and corrigenda — Revised Guidelines for the approval of fixed aerosol fire-extinguishing systems equivalent to fixed gas extinguishing systems, as referred to in SOLAS 1974, for machinery spaces — adopted on 4 June 2008.

Copyright © United Nations, 2019. All rights reserved

Cooking and refrigerating appliances are permitted only in wheelhouses with metal floor and in the accommodation.

9.1.0.41.3 Only electric lighting appliances are permitted outside the accommodation and the wheelhouse.

9.1.0.42 to 9.1.0.50 (Reserved)

**9.1.0.51** *Surface temperatures of electrical and non-electrical installations and equipment*

- (a) The surface temperatures of electrical and non-electrical installations and equipment as well as the outer parts of engines and their inlets and exhaust ducts shall not exceed 200 °C;
- (b) The following are exempt from the above provision:
  - Accommodation, wheelhouse and service spaces where surface temperatures higher than 200 °C occur that are equipped with a ventilation system according to 9.1.0.12.3; or
  - Installations and equipment which generate surface temperatures higher than 200 °C and that can be switched off. Such installations and equipment shall be marked in red;
- (c) Within the protected area, 9.1.0.53.1 applies;
- (d) The requirements of 9.1.0.51 (a) and (b) must be met only if the vessel is located within or in the immediate vicinity of a shoreside assigned zone.

**9.1.0.52** *Type and location of electrical installations and equipment*

9.1.0.52.1 Electrical installations and equipment outside the protected area shall be at least of the 'limited explosion risk' type. This provision does not apply to:

- (a) Lighting installations in the accommodation and in the wheelhouse, except for switches located near to the entrances;
- (b) Mobile phones, fixed telephone installations as well as stationary and portable computers in the accommodation or the wheelhouse;
- (c) Electrical installations and equipment which, during a stay in the immediate vicinity of or within a shoreside assigned zone, are:
  - Not live; or
  - Installed in spaces which are equipped with a ventilation system according to 9.1.0.12.3;
- (d) Radiotelephone installations and inland AIS (automatic identification systems) stations in the accommodation and in the wheelhouse if no part of an aerial for radiotelephone installations or AIS stations is situated above or within 2.00 m from the protected area.

9.1.0.52.2 Fixed electrical installations and equipment which do not meet the requirements set out in 9.1.0.52.1 and their switches shall be marked in red. The disconnection of such equipment shall be controlled from a centralized location on board.

Copyright © United Nations, 2019. All rights reserved

- 9.1.0.52.3      Sockets for the connection of signal lights and gangway lighting shall be solidly fitted to the vessel close to the signal mast or the gangway. Sockets intended to supply the submerged pumps, hold ventilators and containers shall be permanently fitted to the vessel in the vicinity of the hatches. The sockets shall be designed to ensure that it is only possible to connect or disconnect them when they are not live.
- 9.1.0.52.4      Accumulators shall be located outside the protected area.
- 9.1.0.52.5      Failure of the power supply for the safety and control equipment shall be immediately indicated by visual and audible signals in the wheelhouse and on the deck. The alarm must be relayed to the accommodation automatically if it has not been switched off.
- 9.1.0.52.6      Electrical switches, sockets and cables on deck shall be protected against mechanical damage.
- 9.1.0.52.7      The requirements of 9.1.0.52.1 and 9.1.0.52.2 shall be met only if the vessel is located within or in the immediate vicinity of an onshore assigned zone.
- 9.1.0.53      *Type and location of electrical and non-electrical installations and equipment intended for use in the protected area***
- 9.1.0.53.1      It shall be possible to switch off the electrical installations and equipment in the protected area by means of centrally located isolation switches except where:
- In the holds, they are appropriate at least for use in zone 1, for temperature class T4 and explosion group II B; and
  - In the protected area on the deck, they are of the limited explosion risk type.
- The corresponding electrical circuits shall have control lamps to indicate whether or not the circuits are live.
- The isolation switches shall be protected against unintended operation. Submerged pumps installed or used in the holds shall be appropriate at least for use in zone 1, temperature class T4 and explosion group II B.
- 9.1.0.53.2      The sockets used in the protected area shall be designed so as to prevent connection or disconnection except when they are not live.
- 9.1.0.53.3      Except in the case of optical fibres, electrical cables within the protected area shall be armoured or placed in a metallic sheath or in protective tubes.
- 9.1.0.53.4      Movable electric cables are prohibited in the protected area, except electric cables for intrinsically safe electric circuits or for connecting:
- (a)      Signal lights and lighting for gangways, provided the connection point (for example, the socket) is permanently fitted to the vessel close to the signal mast or gangway;
  - (b)      Containers;
  - (c)      Electrically operated hatch cover gantries;
  - (d)      Submerged pumps;
  - (e)      Hold ventilators;
  - (f)      The power network on a vessel to a land-based power network; provided that:

Copyright © United Nations, 2019. All rights reserved

- The electric cables and the power supply unit conform to a valid standard (for example, EN 15869-03: 2010);
- The power supply unit and connectors are located outside of the protected area.

Connecting and disconnecting sockets/connectors shall only be possible when they are not live.

9.1.0.53.5 For movable electrical cables permitted in accordance with 9.1.0.53.4, only rubber-sheathed electrical cables of type H07 RN-F in accordance with IEC-60245-4:2011<sup>4</sup> or electrical cables of at least equivalent design having conductors with a cross-section of not less than 1.5 mm<sup>2</sup>, shall be used.

9.1.0.53.6 Non-electrical installations and equipment in the protected area which are intended for use during loading and unloading or stay in the immediate vicinity of or within a shoreside assigned zone shall meet at least the requirements for use in the area concerned. They shall meet at least the requirements for temperature class T4 and explosion group II B.

9.1.0.54 and 9.1.0.55 (Reserved)

9.1.0.56 (Deleted)

9.1.0.57 to 9.1.0.69 (Reserved)

**9.1.0.70      *Metal wires, masts***

All metal wires passing over the holds and all masts shall be earthed, unless they are electrically bonded to the metal hull of the vessel through their installation.

**9.1.0.71      *Admittance on board***

The notice boards displaying the prohibition of admittance in accordance with 8.3.3 shall be clearly legible from either side of the vessel.

9.1.0.72 and 9.1.0.73 (Reserved)

**9.1.0.74      *Prohibition of smoking, fire and naked light***

9.1.0.74.1 The notice boards displaying the prohibition of smoking in accordance with 8.3.4 shall be clearly legible from either side of the vessel.

9.1.0.74.2 Notice boards indicating the circumstances under which the prohibition applies shall be fitted near the entrances to the spaces where smoking or the use of fire or naked light is not always prohibited.

9.1.0.74.3 Ashtrays shall be provided close to each exit of the accommodation and the wheelhouse.

9.1.0.75 to 9.1.0.79 (Reserved)

---

<sup>4</sup> Identical to EN 50525-2-21: 2011

Copyright © United Nations, 2019. All rights reserved

**9.1.0.80**      *Additional rules applicable to double-hull vessels*

The rules of 9.1.0.88 to 9.1.0.99 are applicable to double-hull vessels intended to carry dangerous goods of Classes 2, 3, 4.1, 4.2, 4.3, 5.1, 5.2, 6.1, 7, 8 or 9, except those for which label No. 1 is prescribed in column (5) of Table A of Chapter 3.2, in quantities exceeding those of 7.1.4.1.1.

9.1.0.81 to 9.1.0.87      (*Reserved*)

**9.1.0.88**      *Classification*

9.1.0.88.1      Double-hull vessels intended to carry dangerous goods of Classes 2, 3, 4.1, 4.2, 4.3, 5.1, 5.2, 6.1, 7, 8 or 9 except those for which label No. 1 is prescribed in column (5) of Table A of Chapter 3.2, in quantities exceeding those referred to in 7.1.4.1.1 shall be built or transformed under survey of a recognised classification society in accordance with the rules established by that classification society to its highest class. This shall be confirmed by the classification society by the issue of an appropriate certificate.

9.1.0.88.2      Continuation of class is not required.

9.1.0.88.3      Future conversions and major repairs to the hull shall be carried out under survey of this classification society.

9.1.0.89 and 9.1.0.90      (*Reserved*)

**9.1.0.91**      *Holds*

9.1.0.91.1      The vessel shall be built as a double-hull vessel with double-hull spaces and double bottom within the protected area.

9.1.0.91.2      The distance between the sides of the vessel and the longitudinal bulkheads of the hold shall be not less than 0.80 m. Regardless of the requirements relating to the width of walkways on deck, a reduction of this distance to 0.60 m is permitted, provided that, compared with the scantlings specified in the rules for construction published by a recognised classification society, the following reinforcements have been made:

- (a)      Where the vessel's sides are constructed according to the longitudinal framing system, the frame spacing shall not exceed 0.60 m.

The longitudinals shall be supported by web frames with lightening holes similar to the floors in the double bottom and spaced not more than 1.80 m apart. These intervals may be increased if the construction is correspondingly reinforced;

- (b)      Where the vessel's sides are constructed according to the transverse framing system, either:

- two longitudinal side shell stringers shall be fitted. The distance between the two stringers and between the uppermost stringer and the gangboard shall not exceed 0.80 m. The depth of the stringers shall be at least equal to that of the transverse frames and the cross-section of the face plate shall be not less than 15 cm<sup>2</sup>.

The longitudinal stringers shall be supported by web frames with lightening holes similar to plate floors in the double bottom and spaced not more than 3.60 m apart. The transverse shell frames and the hold bulkhead vertical stiffeners shall be connected at the bilge by a bracket plate with a height of not less than 0.90 m and thickness equal to the thickness of the floors; or

Copyright © United Nations, 2019. All rights reserved

- web frames with lightening holes similar to the double bottom plate floors shall be arranged on each transverse frame;

- (c) The gangboards shall be supported by transverse bulkheads or cross-ties spaced not more than 32 m apart.

As an alternative to compliance with the requirements of (c) above, a proof by calculation, issued by a recognised classification society confirming that additional reinforcements have been fitted in the double-hull spaces and that the vessel's transverse strength may be regarded as satisfactory.

- 9.1.0.91.3 The depth of the double bottom shall be at least 0.50 m. The depth below the suction wells may, however, be locally reduced, but the space between the bottom of the suction well and the bottom of the vessel floor shall be at least 0.40 m. If spaces are between 0.40 m and 0.49 m, the surface area of the suction well shall not exceed 0.5 m<sup>2</sup>.

The capacity of the suction wells must not exceed 0.120 m<sup>3</sup>.

#### **9.1.0.92      *Emergency exit***

Spaces the entrances or exits of which are partly or fully immersed in damaged condition shall be provided with an emergency exit not less than 0.10 m above the waterline. This does not apply to forepeak and afterpeak.

#### **9.1.0.93      *Stability (general)***

- 9.1.0.93.1 Proof of sufficient stability shall be furnished including stability in the damaged condition.

- 9.1.0.93.2 The basic values for the stability calculation – the vessel's lightweight and the location of the centre of gravity – shall be determined either by means of an inclining experiment or by detailed mass and moment calculation. In the latter case the lightweight shall be checked by means of a lightweight test with a resulting difference of not more than  $\pm 5\%$  between the mass determined by the calculation and the displacement determined by the draught readings.

- 9.1.0.93.3 Proof of sufficient intact stability shall be furnished for all stages of loading and unloading and for the final loading condition.

Floatability after damage shall be proved for the most unfavourable loading condition. For this purpose calculated proof of sufficient stability shall be established for critical intermediate stages of flooding and for the final stage of flooding. Negative values of stability in intermediate stages of flooding may be accepted only if the continued range of curve of righting lever in damaged condition indicates adequate positive values of stability.

#### **9.1.0.94      *Stability (intact)***

- 9.1.0.94.1 The requirements for intact stability resulting from the damaged stability calculation shall be fully complied with.

- 9.1.0.94.2 For the carriage of containers, proof of sufficient stability shall also be furnished in accordance with the provisions of the Regulations referred to in 1.1.4.6.

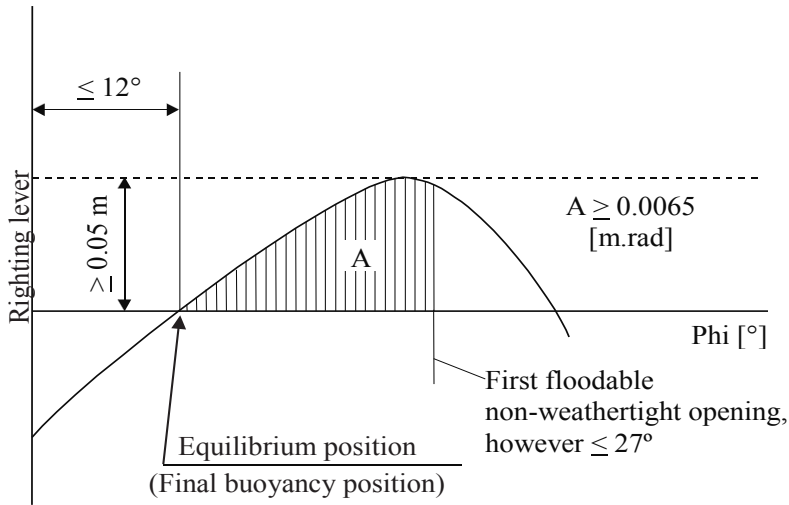
- 9.1.0.94.3 The most stringent of the requirements of 9.1.0.94.1 and 9.1.0.94.2 above shall prevail for the vessel.





Copyright © United Nations, 2019. All rights reserved

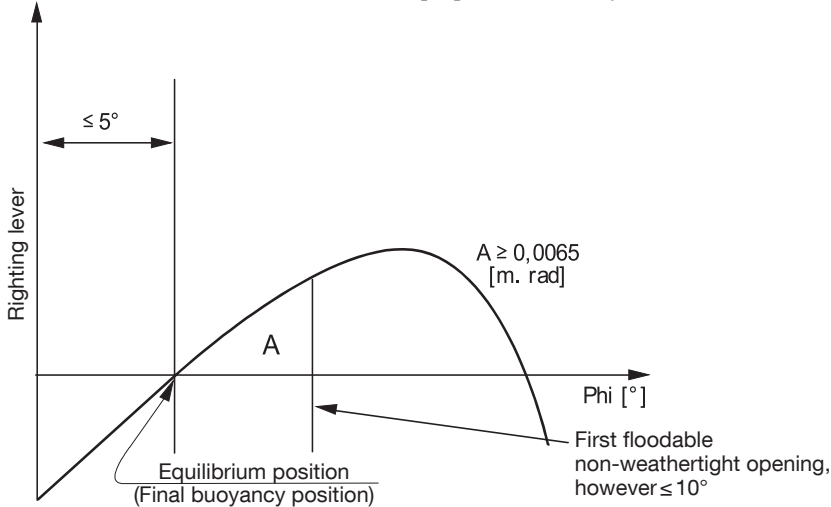
weathertight opening and in any event up to an angle of heel  $\leq 27^\circ$ . If non-weathertight openings are immersed before that stage, the corresponding spaces shall be considered as flooded for the purposes of stability calculation.



9.1.0.95.3 Inland navigation vessels carrying containers which have not been secured shall satisfy the following damage stability criteria:

At the stage of equilibrium (final stage of flooding) the angle of heel shall not exceed  $5^\circ$ . Non-watertight openings shall not be immersed before reaching the stage of equilibrium. If such openings are immersed before that stage, the corresponding spaces shall be considered as flooded for the purpose of stability calculation;

The positive range of the righting lever curve beyond the position of equilibrium shall have an area under the curve of  $\geq 0.0065$  m.rad. The minimum values of stability shall be satisfied up to immersion of the first non-weathertight opening and in any event up to an angle of heel  $\leq 10^\circ$ . If non-weathertight openings are immersed before that stage, the corresponding spaces shall be considered as flooded for the purposes of stability calculation.



Copyright © United Nations, 2019. All rights reserved

- 9.1.0.95.4 If openings through which undamaged compartments may become additionally flooded are capable of being closed watertight, the closing devices shall be appropriately marked.
- 9.1.0.95.5 Where cross- or down-flooding openings are provided for reduction of unsymmetrical flooding, the time for equalisation shall not exceed 15 minutes if during the intermediate stages of flooding sufficient stability has been proved.
- 9.1.0.96 to 9.1.0.99 (Reserved)

Copyright © United Nations, 2019. All rights reserved

Copyright © United Nations, 2019. All rights reserved

## CHAPTER 9.2

### **RULES FOR CONSTRUCTION APPLICABLE TO SEAGOING VESSELS WHICH COMPLY WITH THE REQUIREMENTS OF THE SOLAS 74 CONVENTION, CHAPTER II-2, REGULATION 19 OR SOLAS 74, CHAPTER II-2, REGULATION 54**

9.2.0 The requirements of 9.2.0.0 to 9.2.0.79 are applicable to seagoing vessels which comply with the following requirements:

- SOLAS 74, Chapter II-2, Regulation 19 in its amended version; or
- SOLAS 74, Chapter II-2, Regulation 54 in its amended version in accordance with the resolutions mentioned in Chapter II-2, Regulation 1, paragraph 2.1, provided that the vessel was constructed before 1 July 2002.

Seagoing vessels which do not comply with the above-mentioned requirements of the SOLAS 74 Convention shall meet the requirements of 9.1.0.0 to 9.1.0.79.

#### **9.2.0.0 *Materials of construction***

The vessel's hull shall be constructed of shipbuilding steel or other metal, provided that this metal has at least equivalent mechanical properties and resistance to the effects of temperature and fire.

9.2.0.1 to 9.2.0.19 (Reserved)

#### **9.2.0.20 *Water ballast***

The double-hull spaces and double bottoms may be arranged for being filled with water ballast.

9.2.0.21 to 9.2.0.30 (Reserved)

#### **9.2.0.31 *Engines***

9.2.0.31.1 Only internal combustion engines running on a fuel having a flashpoint above 60 °C, are allowed.

9.2.0.31.2 Ventilation inlets of the engine rooms and the air intakes of the engines which do not take air in directly from the engine room shall be located not less than 2 m from the protected area.

9.2.0.31.3 Sparking shall not be possible in the protected area.

9.2.0.32 and 9.2.0.33 (Reserved)

#### **9.2.0.34 *Exhaust pipes***

9.2.0.34.1 Exhausts shall be evacuated from the vessel into the open-air either upwards through an exhaust pipe or through the shell plating. The exhaust outlet shall be located not less than 2.00 m from the hatchway openings. The exhaust pipes of engines shall be arranged so that the exhausts are led away from the vessel. The exhaust pipes shall not be located within the protected area.

9.2.0.34.2 Exhaust pipes shall be provided with a device preventing the escape of sparks, e.g. spark arresters.

Copyright © United Nations, 2019. All rights reserved

9.2.0.35 to 9.2.0.40 (Reserved)

**9.2.0.41** *Fire and naked light*

9.2.0.41.1 The outlets of funnels shall be located not less than 2.00 m from the hatchway openings. Arrangements shall be provided to prevent the escape of sparks and the entry of water.

9.2.0.41.2 Heating, cooking and refrigerating appliances shall not be fuelled with liquid fuels, liquid gas or solid fuels. The installation in the engine room or other separate space of heating appliances fuelled with liquid fuel having a flashpoint above 55 °C shall, however, be permitted.

Cooking and refrigerating appliances are permitted only in wheelhouses with metal floor and in the accommodation.

9.2.0.41.3 Only electric lighting appliances are permitted outside the accommodation and the wheelhouse.

9.2.0.42 to 9.2.0.70 (Reserved)

**9.2.0.71** *Admittance on board*

The notice boards displaying the prohibition of admittance in accordance with 8.3.3 shall be clearly legible from either side of the vessel.

9.2.0.72 and 9.2.0.73 (Reserved)

**9.2.0.74** *Prohibition of smoking, fire and naked light*

9.2.0.74.1 The notice boards displaying the prohibition of smoking in accordance with 8.3.4 shall be clearly legible from either side of the vessel.

9.2.0.74.2 Notice boards indicating the circumstances under which the prohibition applies shall be fitted near the entrances to the spaces where smoking or the use of fire or naked light is not always prohibited.

9.2.0.74.3 Ashtrays shall be provided close to each exit of the wheelhouse.

9.2.0.75 to 9.2.0.79 (Reserved)

**9.2.0.80** *Additional rules applicable to double-hull seagoing vessels*

The rules of 9.2.0.88 to 9.2.0.99 are applicable to double-hull seagoing vessels intended to carry dangerous goods of Classes 2, 3, 4.1, 4.2, 4.3, 5.1, 5.2, 6.1, 7, 8 or 9, except those for which label No. 1 is prescribed in column (5) of Table A of Chapter 3.2, in quantities exceeding those of 7.1.4.1.1.

9.2.0.81 to 9.2.0.87 (Reserved)

**9.2.0.88** *Classification*

9.2.0.88.1 Double-hull seagoing vessels intended to carry dangerous goods of Classes 2, 3, 4.1, 4.2, 4.3, 5.1, 5.2, 6.1, 7, 8 or 9 except those for which label No. 1 is prescribed in column (5) of Table A of Chapter 3.2, in quantities exceeding those referred to in 7.1.4.1, shall be built under survey of a recognised classification society in accordance with the rules established by that classification society to its highest class. This shall be confirmed by the classification society by the issue of an appropriate certificate.

Copyright © United Nations, 2019. All rights reserved

9.2.0.88.2 The vessel's highest class shall be continued.

9.2.0.89 and 9.2.0.90 (*Reserved*)

**9.2.0.91 *Holds***

9.2.0.91.1 The vessel shall be built as a double-hull vessel with double-wall spaces and double bottom within the protected area.

9.2.0.91.2 The distance between the sides of the vessel and the longitudinal bulkheads of the hold shall be not less than 0.80 m. A locally reduced distance at the vessel's ends shall be permitted, provided the smallest distance between vessel's side and the longitudinal bulkhead (measured perpendicular to the side) is not less than 0.60 m. The sufficient structural strength of the vessel (longitudinal, transverse and local strength) shall be confirmed by the certificate of class.

9.2.0.91.3 The depth of the double bottom shall be not less than 0.50 m.

The depth below the suction wells may however be locally reduced to 0.40 m, provided the suction well has a capacity of not more than 0.03 m<sup>3</sup>.

9.2.0.92 (*Reserved*)

**9.2.0.93 *Stability (general)***

9.2.0.93.1 Proof of sufficient stability shall be furnished including stability in the damaged condition.

9.2.0.93.2 The basic values for the stability calculation – the vessel's lightweight and the location of the centre of gravity – shall be determined either by means of an inclining experiment or by detailed mass and moment calculation. In the latter case the lightweight shall be checked by means of a lightweight test with a resulting difference of not more than  $\pm 5\%$  between the mass determined by the calculation and the displacement determined by the draught readings.

9.2.0.93.3 Proof of sufficient intact stability shall be furnished for all stages of loading and unloading and for the final loading condition.

Floatability after damage shall be proved for the most unfavourable loading condition. For this purpose calculated proof of sufficient stability shall be established for critical intermediate stages of flooding and for the final stage of flooding. Negative values of stability in intermediate stages of flooding may be accepted only if the continued range of curve of righting lever in damaged condition indicates adequate positive values of stability.

**9.2.0.94 *Stability (intact)***

9.2.0.94.1 The requirements for intact stability resulting from the damaged stability calculation shall be fully complied with.

9.2.0.94.2 For the carriage of containers, additional proof of sufficient stability shall be furnished in accordance with the requirements of the Regulations referred to in 1.1.4.6.

9.2.0.94.3 The most stringent of the requirements of 9.2.0.94.1 and 9.2.0.94.2 shall prevail for the vessel.

Copyright © United Nations, 2019. All rights reserved

9.2.0.94.4 For seagoing vessels the provisions of 9.2.0.94.2 above may be regarded as having been complied with if the stability conforms to Resolution A.749 (18) of the International Maritime Organization and the stability documents have been checked by the competent authority. This applies only when all containers are secured as usual on seagoing vessels and a relevant stability document has been approved by the competent authority.

#### 9.2.0.95 *Stability (damaged condition)*

9.2.0.95.1 The following assumptions shall be taken into consideration for the damaged condition:

(a) The extent of side damage is as follows:

longitudinal extent:	at least 0.10 L, but not less than 5.00 m;
transverse extent:	0.59 m inboard from the vessel's side at right angles to the centreline at the level corresponding to the maximum draught;
vertical extent:	from the baseline upwards without limit;

(b) The extent of bottom damage is as follows:

longitudinal extent:	at least 0.10 L, but not less than 5.00 m;
transverse extent:	3.00 m;
vertical extent:	from the base 0.49 m upwards, the sump excepted;

(c) Any bulkheads within the damaged area shall be assumed damaged, which means that the location of bulkheads shall be chosen so that the vessel will remain afloat after flooding of two or more adjacent compartments in the longitudinal direction.

The following provisions are applicable:

- For bottom damage, adjacent athwartship compartments shall also be assumed as flooded;
- The lower edge of any openings that cannot be closed watertight (e.g. doors, windows, access hatchways) shall, at the final stage of flooding, be not less than 0.10 m above the damage waterline;
- In general, permeability shall be assumed to be 95%. Where an average permeability of less than 95% is calculated for any compartment, this calculated value may be used.

However, the following minimum values shall be used:

- |   |           |
|---|-----------|
| – engine rooms  | 85%       |
| – accommodation   | 95%       |
| – double bottoms, oil fuel tanks, ballast tanks, etc.,<br>depending on whether according to their function,<br>they have to be assumed as full or empty for the<br>vessel floating at the maximum permissible draught | 0% or 95% |

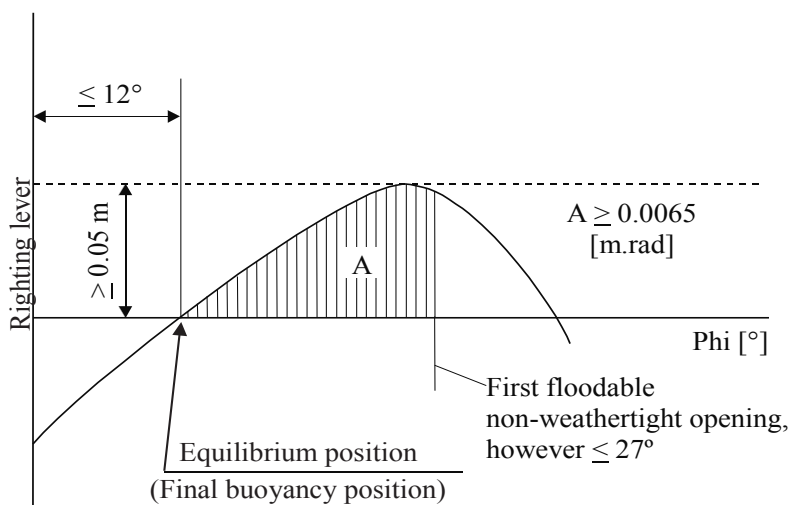
For the main engine room only the one-compartment standard needs to be taken into account. (Consequently, the end bulkheads of the engine room shall be assumed as not damaged.)



Copyright © United Nations, 2019. All rights reserved

- 9.2.0.95.2 At the stage of equilibrium (final stage of flooding) the angle of heel shall not exceed  $12^\circ$ . Non-watertight openings shall not be immersed before reaching the stage of equilibrium. If such openings are immersed before that stage, the corresponding spaces shall be considered as flooded for the purpose of stability calculation.

The positive range of the righting lever curve beyond the position of equilibrium shall have a righting lever of  $\geq 0.05$  m in association with an area under the curve of  $\geq 0.0065$  m.rad. The minimum values of stability shall be satisfied up to immersion of the first non-weather-tight opening and in any event up to an angle of heel  $\leq 27^\circ$ . If non-weather-tight openings are immersed before that stage, the corresponding spaces shall be considered as flooded for the purposes of stability calculation.



- 9.2.0.95.3 If openings through which undamaged compartments may become additionally flooded are capable of being closed watertight, the closing devices shall be appropriately marked.
- 9.2.0.95.4 Where cross- or down-flooding openings are provided for reduction of unsymmetrical flooding, the time for equalisation shall not exceed 15 minutes if during the intermediate stages of flooding sufficient stability has been proved.
- 9.2.0.96 to 9.2.0.99 (Reserved)

Copyright © United Nations, 2019. All rights reserved

Copyright © United Nations, 2019. All rights reserved

**CHAPTER 9.3****RULES FOR CONSTRUCTION OF TANK VESSELS****9.3.1 Rules for construction of type G tank vessels**

The rules for construction of 9.3.1.0 to 9.3.1.99 apply to type G tank vessels.

**9.3.1.0 Materials of construction**

- 9.3.1.0.1 (a) The vessel's hull and the cargo tanks shall be constructed of shipbuilding steel or other at least equivalent metal.

The independent cargo tanks may also be constructed of other materials, provided these have at least equivalent mechanical properties and resistance against the effects of temperature and fire.

- (b) Every part of the vessel including any installation and equipment which may come into contact with the cargo shall consist of materials which can neither be dangerously affected by the cargo nor cause decomposition of the cargo or react with it so as to form harmful or hazardous products. In case it has not been possible to examine this during classification and inspection of the vessel a relevant reservation shall be entered in the vessel substance list according to 1.16.1.2.5.

- 9.3.1.0.2 Except where explicitly permitted in 9.3.1.0.3 below or in the certificate of approval, the use of wood, aluminium alloys, plastic materials or rubber within the cargo area is prohibited.

- 9.3.1.0.3 The use of wood, aluminium alloys, plastic materials or rubber in the cargo area is permitted as shown in the following table:

<b>The use of wood, aluminium alloys, plastic materials or rubber is permitted only for:</b>				
	<b>Wood</b>	<b>Aluminium alloys</b>	<b>Plastic material</b>	<b>Rubber</b>
Gangways	X	X	X	X
External ladders and passageways (gangways) *)		X	X	X
Cleaning equipment, e.g. brooms	X		X	X
Movable equipment e.g. fire extinguishers, portable gas detectors, rescue winches		X	X	X
Fenders	X		X	X
Mooring cables, fender ropes			X	
Chocking of cargo tanks which are independent of the vessel's hull and chocking of installations and equipment	X		X	
Masts and similar round timber	X	X	X	
Engine parts		X	X	
Protective covers of engines and pumps			X	
Parts of the electrical installation		X	X	
Parts of the loading and unloading installation, e.g., gaskets		X	X	X
Boxes, cabinets or other receptacles placed on the deck for storage of disposal and recovery equipment for		X	X	

Copyright © United Nations, 2019. All rights reserved

The use of wood, aluminium alloys, plastic materials or rubber is permitted only for: (X indicates permitted)				
	Wood	Aluminium alloys	Plastic material	Rubber
capstans, extinguishers, fire hoses, waste, etc.				
Supports and stops of any kind	X		X	
Ventilators, including hose assemblies for ventilation		X	X	
Parts of the water spray system, the shower and the eye and face bath		X	X	
Insulation of cargo tanks and of piping for loading and unloading, gas discharge pipes and heating pipes			X	X
Coating of cargo tanks and of piping for loading and unloading		X	X	X
All kinds of gaskets (e.g. for dome or hatch covers)			X	X
Cables for electrical equipment			X	X
Mat under hose assemblies for loading and unloading piping system			X	X
Fire hoses, air hoses, hoses for cleaning the deck, etc.			X	X
Sampling equipment and bottles			X	
Photo-optical copies of the certificate of approval according to 8.1.2.6 or 8.1.2.7, and of the vessel's certificate, the measurement certificate and the Rhine navigation membership certificate		X	X	
Drip trays			X	
(*) Take account of 9.3.1.0.5, 9.3.2.0.5 or 9.3.3.0.5, as appropriate				
Aluminium gauging rods are permitted, provided that they are fitted with brass feet or protected in another way to avoid sparking.				

All permanently fitted materials in the accommodation or wheelhouse, with the exception of furniture, shall not readily ignite. They shall not evolve fumes or toxic gases in dangerous quantities, if involved in a fire.

9.3.1.0.4 The paint used in the cargo area shall not be liable to produce sparks in case of impact.

9.3.1.0.5 The use of plastic material for a vessel's boats is permitted only if the material does not readily ignite. Except where explicitly permitted in 9.3.1.0.3 or in the certificate of approval, the use of wood, aluminium alloys, plastic materials or rubber is prohibited.

The use of aluminium alloys or plastic material for passageways (gangways) in the cargo area is permitted only if the material does not readily ignite or conduct electricity.

#### 9.3.1.1 *Vessel record*

**NOTE:** For the purpose of this paragraph, the term "owner" has the same meaning as in 1.16.0.

The vessel record shall be retained by the owner who shall be able to provide this documentation at the request of the competent authority and the recognized classification society.

Copyright © United Nations, 2019. All rights reserved

The vessel record shall be maintained and updated throughout the life of the vessel and shall be retained for 6 months after the vessel is taken out of service.

Should a change of owner occur during the life of the vessel the vessel record shall be transferred to the new owner.

Copies of the vessel record or all necessary documents shall be made available on request to the competent authority for the issuance of the certificate of approval and for the recognized classification society or inspection body for first inspection, periodic inspection, special inspection or exceptional checks.

9.3.1.2 to 9.3.1.7 (Reserved)

**9.3.1.8 Classification**

9.3.1.8.1 The tank vessel shall be built under the survey of a recognised classification society and be classed in its highest class.

The vessel's highest class shall be continued. This shall be confirmed by an appropriate certificate issued by the recognized classification society (certificate of class).

The certificate of class shall confirm that the vessel is in conformity with its own additionally applicable rules and regulations that are relevant for the intended use of the vessel.

The design pressure and the test pressure of cargo tanks shall be entered in the certificate.

If a vessel has cargo tanks with different valve opening pressures, the design and test pressures of each tank shall be entered in the certificate.

The recognized classification society shall draw up a vessel substance list mentioning all the dangerous goods accepted for carriage by the tank vessel (see also 1.16.1.2.5).

9.3.1.8.2 and 9.3.1.8.3 (Deleted)

9.3.1.8.4 The conformity of the documents required in 8.1.2.3 (r) to (v) with the circumstances on board shall be inspected by a recognized classification society, an inspection body or by a person authorized for that purpose by the competent authority whenever the certificate of approval is renewed and, in addition, once during the third year of validity of the certificate of approval. A signed certificate must be available on board.

9.3.1.9 (Reserved)

**9.3.1.10 Protection against the penetration of dangerous gases and the spreading of dangerous liquids**

9.3.1.10.1 The vessel shall be designed so as to prevent dangerous gases and liquids from penetrating into the accommodation, wheelhouse and service spaces. None of the windows in these spaces shall be capable of being opened unless its intended use is as an emergency exit and it is marked as such.

9.3.1.10.2 Liquid-tight protective coamings shall be fitted on deck at the height of the external bulkheads of the cargo tanks, at a maximum distance of 0.60 m from the outer cofferdam bulkheads or the hold end bulkheads. The protective coamings shall either extend over the entire width of the vessel or be fixed between the longitudinal spill coamings so as to prevent liquids from entering the forepeak and afterpeak. The height of the protective coamings and the spill coamings shall be at least 0.075 m. The protective coaming may correspond to the

Copyright © United Nations, 2019. All rights reserved

protection wall prescribed in 9.3.1.10.3 if the protection wall extends across the entire width of the vessel.

- 9.3.1.10.3 If the list of substances on the vessel according to 1.16.1.2.5 is going to include substances that require explosion protection in accordance with column (17) of Table C of Chapter 3.2, then the use of installations and equipment that are not of at least the 'limited explosion risk' type is not permitted during loading and unloading operations in parts of the deck outside the cargo area, unless those parts are protected against the entry of gases and liquids by a gas- and liquid-tight protection wall. The wall must either extend from one side of the vessel to the other or surround the areas to protect in an U-shaped form. The wall must cover the whole width of the area to protect and at least 1.00 m in the direction opposite to the cargo area (see Classification of zones diagram). The height of the wall shall be at least 1.00 m above the adjacent cargo deck area in the cargo area. The outer wall and side walls of the accommodation can be considered as a protection wall if they do not include openings and if the dimensions are complied with.

A protection wall is not required where the distance between the areas to be protected and the safety valve, the shore connections of the piping for loading and unloading, and venting piping, the compressor on deck and the opening of the closest pressure tanks is at least 12.00 m.

- 9.3.1.10.4 On deck, the lower edges of door-openings in the sidewalls of superstructures and the sills of hatches and ventilation openings of premises located under the deck shall have a height of not less than 0.50 m above the deck.

This requirement does not apply to access openings to double-hull spaces and double bottoms.

- 9.3.1.10.5 The bulwarks, foot-rails, etc., shall be provided with sufficiently large openings which are located directly above the deck.

#### 9.3.1.11 *Hold spaces and cargo tanks*

- 9.3.1.11.1 (a) The maximum permissible capacity of a cargo tank shall be determined in accordance with the following table:

$L \times B \times H$ (m <sup>3</sup> )	Maximum permissible capacity of a cargo tank (m <sup>3</sup> )
up to 600	$L \times B \times H \times 0.3$
600 to 3 750	$180 + (L \times B \times H - 600) \times 0.0635$
> 3 750	380

Alternative constructions in accordance with 9.3.4 are permitted.

In the table above  $L \times B \times H$  is the product of the main dimensions of the tank vessel in metres (according to the measurement certificate), where:

L = overall length of the hull in m;

B = extreme breadth of the hull in m;

H = shortest vertical distance between the top of the keel and the lowest point of the deck at the side of the vessel (moulded depth) within the cargo area in m;

Copyright © United Nations, 2019. All rights reserved

where:

For trunk vessels, H shall be replaced by H', where H' shall be obtained from the following formula:

$$H' = H + \left( ht \times \frac{bt}{B} \times \frac{lt}{L} \right)$$

where:

ht = trunk height (distance between trunk deck and main deck measured on trunk side at L/2) in m;

bt = trunk breadth in m;

lt = trunk length in m;

(b) Pressure tanks whose ratio of length to diameter exceeds 7 are prohibited.

(c) The pressure tanks shall be designed for a cargo temperature of + 40 °C.

9.3.1.11.2 (a) In the cargo area, the hull shall be designed as follows:<sup>1</sup>

- as a double-hull and double bottom vessel. The internal distance between the sideplatings of the vessel and the longitudinal bulkheads shall not be less than 0.80 m, the height of the double bottom shall be not less than 0.60 m, the cargo tanks shall be supported by saddles extending between the tanks to not less than 20° below the horizontal centreline of the cargo tanks.

Refrigerated cargo tanks and cargo tanks used for the transport of refrigerated liquefied gases shall be installed only in hold spaces bounded by double-hull spaces and double-bottom. Cargo tank fastenings shall meet the requirements of a recognised classification society; or

- as a single-hull vessel with the sideplatings of the vessel between gangboard and top of floor plates provided with side stringers at regular intervals of not more than 0.60 m which are supported by web frames spaced at intervals of not more than 2.00 m. The side stringers and the web frames shall have a height of not less than 10% of the depth, however, not less than 0.30 m. The side stringers and web frames shall be fitted with a face plate made of flat steel and having a cross-section of not less than 7.5 cm<sup>2</sup> and 15 cm<sup>2</sup>, respectively.

The distance between the sideplating of the vessel and the cargo tanks shall be not less than 0.80 m and between the bottom and the cargo tanks not less than 0.60 m. The depth below the suction wells may be reduced to 0.50 m.

The lateral distance between the suction well of the cargo tanks and the bottom structure shall be not less than 0.10 m.

The cargo tank supports and fastenings should extend to not less than 10° below the horizontal centreline of the cargo tanks.

<sup>1</sup> For a different design of the hull in the cargo area, proof shall be furnished by way of calculation that in the event of a lateral collision with another vessel having a straight bow, an energy of 22 MJ can be absorbed without any rupture of the cargo tanks and the piping leading to the cargo tanks. Alternative constructions in accordance with 9.3.4 are permitted.

Copyright © United Nations, 2019. All rights reserved

- (b) The cargo tanks shall be fixed so that they cannot float.
  - (c) The capacity of a suction well shall be limited to not more than 0.10 m<sup>3</sup>. For pressure cargo tanks, however, the capacity of a suction well may be of 0.20 m<sup>3</sup>.
  - (d) Side-struts linking or supporting the load-bearing components of the sides of the vessel with the load-bearing components of the longitudinal walls of cargo tanks and side-struts linking the load-bearing components of the vessel's bottom with the tank-bottom are prohibited.
  - (e) Cargo tanks intended to contain products at a temperature below -10°C shall be suitably insulated to ensure that the temperature of the vessel's structure does not fall below the minimum allowable material design temperature. The insulation material shall be resistant to flame spread.
- 9.3.1.11.3
- (a) The hold spaces shall be separated from the accommodation, engine rooms and service spaces outside the cargo area below deck by bulkheads of Class "A-60" as defined in SOLAS 74, Chapter II-2, Regulation 3. A space of not less than 0.20 m shall be provided between the cargo tanks and the end bulkheads of the hold spaces. Where the cargo tanks have plane end bulkheads this space shall be not less than 0.50 m.
  - (b) The hold spaces and cargo tanks shall be capable of being inspected.
  - (c) All spaces in the cargo area shall be capable of being ventilated. Means for checking their gas-free condition shall be provided.
- 9.3.1.11.4
- The bulkheads bounding the hold spaces shall be watertight. The cargo tanks and the bulkheads bounding the cargo area shall have no openings or penetrations below deck.
- The bulkhead between the engine room and the service spaces within the cargo area or between the engine room and a hold space may be fitted with penetrations provided that they conform to the requirements of 9.3.1.17.5.
- 9.3.1.11.5
- Double-hull spaces and double bottoms in the cargo area shall be arranged for being filled with ballast water only. Double bottoms may, however, be used as oil fuel tanks, provided they comply with the requirements of 9.3.1.32.
- 9.3.1.11.6
- (a) A space in the cargo area below deck may be arranged as a service space, provided that the bulkhead bounding the service space extends vertically to the bottom and the bulkhead not facing the cargo area extends from one side of the vessel to the other in one frame plane. This service space shall only be accessible from the deck.
  - (b) The service space shall be watertight with the exception of its access hatches and ventilation inlets.
  - (c) No piping for loading or unloading shall be fitted within the service space referred to under (a) above.
- Piping for loading and unloading may be fitted in the cargo pump-rooms below deck only when they conform to the provisions of 9.3.1.17.6.
- 9.3.1.11.7
- Where service spaces are located in the cargo area under deck, they shall be arranged so as to be easily accessible and to permit persons wearing protective clothing and breathing apparatus to safely operate the service equipment contained therein. They shall be designed so as to allow injured or unconscious personnel to be removed from such spaces without difficulty, if necessary by means of fixed equipment.



Copyright © United Nations, 2019. All rights reserved

- 9.3.1.11.8 Hold spaces and other accessible spaces within the cargo area shall be arranged so as to ensure that they may be completely inspected and cleaned in an appropriate manner. The dimensions of openings, except for those of double-hull spaces and double bottoms which do not have a wall adjoining the cargo tanks, shall be sufficient to allow a person wearing breathing apparatus to enter or leave the space without difficulty. These openings shall have a minimum cross-sectional area of 0.36 m<sup>2</sup> and a minimum side length of 0.50 m. They shall be designed so as to allow injured or unconscious persons to be removed from the bottom of such spaces without difficulties, if necessary by means of fixed equipment. In these spaces the distance between the reinforcements shall not be less than 0.50 m. In double bottoms this distance may be reduced to 0.45 m.

Cargo tanks may have circular openings with a diameter of not less than 0.68 m.

- 9.3.1.11.9 In case the vessel has insulated cargo tanks, the hold spaces shall only contain dry air to protect the insulation of the cargo tanks against moisture.

#### **9.3.1.12 Ventilation**

- 9.3.1.12.1 Each hold space shall have two openings the dimensions and location of which shall be such as to permit effective ventilation of any part of the hold space. If there are no such openings, it shall be possible to fill the hold spaces with inert gas or dry air.

- 9.3.1.12.2 Double-hull spaces and double bottoms within the cargo area which are not arranged for being filled with ballast water and cofferdams between engine rooms and pump-rooms, if they exist, shall be provided with ventilation systems.

- 9.3.1.12.3 (a) A service space located within the cargo area below deck shall be provided with a ventilation system. The capacity of the fans shall be sufficient to ensure 20 complete changes of air per hour based on the volume of the service space.

The ventilation exhaust ducts shall extend down to 50 mm above the bottom of the service space. The air shall be supplied through a duct at the top of the service space.

- (b) If the list of substances on the vessel according to 1.16.1.2.5 is going to include substances that require explosion protection in accordance with column (17) of Table C of Chapter 3.2, then the air inlets shall be located not less than 2.00 m above the deck, at a distance of not less than 2.00 m from tank openings and 6.00 m from the outlets of safety valves.

The extension pipes which may be necessary may be of the hinged type.

- 9.3.1.12.4 (a) Ventilation shall be provided for the accommodation, wheelhouse and service spaces.
- (b) The ventilation system in such spaces shall meet the following requirements:
- (i) The air intakes shall be located as far away as possible, and not less than 6.00 m from the protected area and not less than 2.00 m above the deck;
  - (ii) Pressure of at least 0.1 kPa (0.001 bar) may be maintained in the premises;
  - (iii) A breakdown alarm is integrated;
  - (iv) The ventilation system, including the breakdown alarm, shall be at least of the 'limited explosion risk' type;
  - (v) A gas detection system conforming to conditions 1. to 4. below is connected to the ventilation system:

Copyright © United Nations, 2019. All rights reserved

1. It is appropriate at least for use in zone 1, explosion group IIC and temperature class T6;
2. It is equipped with sensors;
  - On the suction inlets of the ventilation systems; and
  - Directly below the top edge of the sill of the entrance doors;
3. Its t90 response time is lower than or equal to 4 s;
4. Measurement shall be continuous;

- (vi) In the service spaces, the ventilation system is linked to the emergency lighting, which shall be at least of the 'limited explosion risk' type;

This emergency lighting is not necessary if the lighting installations in the service spaces are of at least the 'limited explosion risk' type;

- (vii) The suction of the ventilation system and installations and equipment that do not meet the requirements set out in 9.3.1.51 (a) and (b) and 9.3.1.52.1 must be shut down when a concentration of 20% of LEL of n-Hexane is reached;

The switching-off shall be indicated in the accommodation and wheelhouse by visual and audible signals;

- (viii) In the event of failure of the ventilation system or the gas detection installations in the accommodation, installations and equipment in the accommodation that do not meet the requirements set out in 9.3.1.51 (a) and (b) and 9.3.1.52.1 must be stopped;

The failure shall be indicated in the accommodation, the wheelhouse and on the deck by visual and audible signals;

- (ix) In the event of failure of the ventilation system or the gas detection installations in the wheelhouse or service spaces, installations and equipment in those spaces that do not meet the requirements set out in 9.3.1.51 (a) and (b) and 9.3.1.52.1 must be shut down;

The failure shall be indicated in the wheelhouse and on the deck by visual and audible signals. The alarm must be relayed to the accommodation automatically if it has not been switched off;

- (x) Any switching-off shall take place immediately and automatically and, if necessary, shall activate the emergency lighting;

The automatic switch-off device is set so that no automatic switching-off may occur while the vessel is under way;

- (c) If there is no ventilation system or the ventilation system of a space does not comply with all the requirements set out in (b) above, any installations or equipment present in that space that may, if switched on, give rise to surface temperatures higher than those mentioned in 9.3.1.51 (a) and (b) or that do not meet the requirements set out in 9.3.1.52.1 must be capable of being switched off.

9.3.1.12.5 *(Deleted)*

9.3.1.12.6 Notice boards shall be fitted at the ventilation inlets indicating the conditions under which they shall be closed. All ventilation inlets of accommodation, wheelhouse and service spaces leading to the open air outside the cargo area shall be fitted with devices permanently fixed

Copyright © United Nations, 2019. All rights reserved

according to 9.3.1.40.2.2 (c), enabling them to be closed rapidly. It shall be clear whether they are open or closed.

Such ventilation inlets shall be located not less than 2.00 m from the cargo area.

Ventilation inlets of service spaces in the cargo area may be located within that area.

Ventilation inlets of service spaces in the cargo area may be located within such area.

#### **9.3.1.13      *Stability (general)***

9.3.1.13.1      Proof of sufficient stability shall be furnished including for stability in damaged condition.

9.3.1.13.2      The basic values for the stability calculation – the vessel's lightweight and location of the centre of gravity – shall be determined either by means of an inclining experiment or by detailed mass and moment calculation. In the latter case the lightweight of the vessel shall be checked by means of a lightweight test with a tolerance limit of  $\pm 5\%$  between the mass determined by calculation and the displacement determined by the draught readings.

9.3.1.13.3      Proof of sufficient intact stability shall be furnished for all stages of loading and unloading and for the final loading condition for all the relative densities of the substances transported contained in the vessel substance list according to 1.16.1.2.5.

For every loading case, taking account of the actual fillings and floating position of cargo tanks, ballast tanks and compartments, drinking water and sewage tanks and tanks containing products for the operation of the vessel, the vessel shall comply with the intact and damage stability requirements.

Intermediate stages during operations shall also be taken into consideration.

The proof of sufficient stability shall be shown for every operating, loading and ballast condition in the stability booklet, to be approved by the recognized classification society, which classes the vessel. If it is unpractical to pre-calculate the operating, loading and ballast conditions, a loading instrument approved by the recognised classification society which classes the vessel shall be installed and used which contains the contents of the stability booklet.

**NOTE:** *A stability booklet shall be worded in a form comprehensible for the responsible master and containing the following details:*

*General description of the vessel:*

- *General arrangement and capacity plans indicating the assigned use of compartments and spaces (cargo tanks, stores, accommodation, etc.);*
- *A sketch indicating the position of the draught marks referring to the vessel's perpendiculars;*
- *A scheme for ballast/bilge pumping and overflow prevention systems;*
- *Hydrostatic curves or tables corresponding to the design trim, and, if significant trim angles are foreseen during the normal operation of the vessel, curves or tables corresponding to such range of trim are to be introduced;*
- *Cross curves or tables of stability calculated on a free trimming basis, for the ranges of displacement and trim anticipated in normal operating conditions, with an indication of the volumes which have been considered buoyant;*

Copyright © United Nations, 2019. All rights reserved

- *Tank sounding tables or curves showing capacities, centres of gravity, and free surface data for all cargo tanks, ballast tanks and compartments, drinking water and sewage water tanks and tanks containing products for the operation of the vessel;*
- *Lightship data (weight and centre of gravity) resulting from an inclining test or deadweight measurement in combination with a detailed mass balance or other acceptable measures. Where the above-mentioned information is derived from a sister vessel, the reference to this sister vessel shall be clearly indicated, and a copy of the approved inclining test report relevant to this sister vessel shall be included;*
- *A copy of the approved test report shall be included in the stability booklet;*
- *Operating loading conditions with all relevant details, such as:*
  - *Lightship data, tank fillings, stores, crew and other relevant items on board (mass and centre of gravity for each item, free surface moments for liquid loads);*
  - *Draughts amidships and at perpendiculars;*
  - *Metacentric height corrected for free surfaces effect;*
  - *Righting lever values and curve;*
  - *Longitudinal bending moments and shear forces at read-out points;*
  - *Information about openings (location, type of tightness, means of closure); and*
  - *Information for the master.*
- *Calculation of the influence of ballast water on stability with information on whether fixed level gauges for ballast tanks and compartments have to be installed or the ballast tanks, or compartments shall only be completely full or completely empty when underway.*

9.3.1.13.4 Floatability after damage shall be proved for the most unfavourable loading condition. For this purpose, calculated proof of sufficient stability shall be established for critical intermediate stages of flooding and for the final stage of flooding.

#### **9.3.1.14 *Stability (intact)***

9.3.1.14.1 The requirements for intact stability resulting from the damaged stability calculation shall be fully complied with.

9.3.1.14.2 For vessels with cargo tanks of more than 0.70 B in width, proof shall be furnished that the following stability requirements have been complied with:

- (a) In the positive area of the righting lever curve up to immersion of the first non-watertight opening there shall be a righting lever (GZ) of not less than 0.10 m;
- (b) The surface of the positive area of the righting lever curve up to immersion of the first non-watertight opening and in any event up to an angle of heel  $< 27^\circ$  shall not be less than 0.024 m.rad;
- (c) The metacentric height (GM) shall be not less than 0.10 m.

These conditions shall be met bearing in mind the influence of all free surfaces in tanks for all stages of loading and unloading.

Copyright © United Nations, 2019. All rights reserved

9.3.1.14.3 The most stringent requirement of 9.3.1.14.1 and 9.3.1.14.2 is applicable to the vessel.

**9.3.1.15 *Stability (damaged condition)***

9.3.1.15.1 The following assumptions shall be taken into consideration for the damaged condition:

(a) The extent of side damage is as follows:

longitudinal extent: at least 0.10 L, but not less than 5.00 m;

transverse extent: 0.79 m inboard from the vessel's side at right angles to the centreline at the level corresponding to the maximum draught, or when applicable, the distance allowed by section 9.3.4, reduced by 0.01 m;

vertical extent: from the base line upwards without limit;

(b) The extent of bottom damage is as follows:

longitudinal extent: at least 0.10 L, but not less than 5.00 m;

transverse extent: 3.00 m;

vertical extent: from the base 0.59 m upwards, the well excepted;

(c) Any bulkheads within the damaged area shall be assumed damaged, which means that the location of bulkheads shall be chosen so as to ensure that the vessel remains afloat after the flooding of two or more adjacent compartments in the longitudinal direction.

The following provisions are applicable:

- For bottom damage, adjacent athwartship compartments shall also be assumed as flooded;
- The lower edge of any non-watertight openings (e.g. doors, windows, access hatchways) shall, at the final stage of flooding, be not less than 0.10 m above the damage waterline;
- In general, permeability shall be assumed to be 95%. Where an average permeability of less than 95% is calculated for any compartment, this calculated value obtained may be used.

However, the following minimum values shall be used:

- engine rooms: 85%;
- accommodation: 95%;
- double bottoms, oil fuel tanks, ballast tanks,  
etc., depending on whether, according  
to their function, they have to be assumed  
as full or empty for the vessel floating  
at the maximum permissible draught: 0% or 95%.

Copyright © United Nations, 2019. All rights reserved

For the main engine room only the one-compartment standard need be taken into account, i.e. the end bulkheads of the engine room shall be assumed as not damaged.

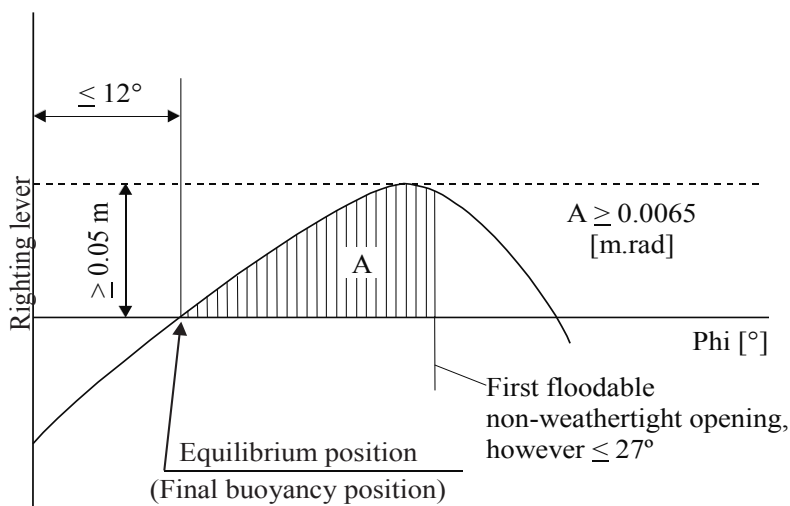
9.3.1.15.2 For the intermediate stage of flooding the following criteria have to be fulfilled:

$$GZ \geq 0.03\text{m}$$

Range of positive GZ:  $5^\circ$ .

At the stage of equilibrium (final stage of flooding), the angle of heel shall not exceed  $12^\circ$ . Non-watertight openings shall not be flooded before reaching the stage of equilibrium. If such openings are immersed before that stage, the corresponding spaces shall be considered as flooded for the purpose of stability calculation.

The positive range of the righting lever curve beyond the stage of equilibrium shall have a righting level of  $\geq 0.05$  m in association with an area under the curve of  $\geq 0.0065$  m.rad. The minimum values of stability shall be satisfied up to immersion of the first non-weathertight opening and in any event up to an angle of heel  $\leq 27^\circ$ . If non-watertight openings are immersed before that stage, the corresponding spaces shall be considered as flooded for the purpose of stability calculation.



9.3.1.15.3 If openings through which undamaged compartments may additionally become flooded are capable of being closed watertight, the closing appliances shall be marked accordingly.

9.3.1.15.4 When cross- or down-flooding openings are provided for reduction of unsymmetrical flooding, the time for equalisation shall not exceed 15 minutes, if during the intermediate stages of flooding sufficient stability has been proved.

#### 9.3.1.16 **Engine rooms**

9.3.1.16.1 Internal combustion engines for the vessel's propulsion as well as internal combustion engines for auxiliary machinery shall be located outside the cargo area. Entrances and other openings of engine rooms shall be at a distance of not less than 2.00 m from the cargo area.

9.3.1.16.2 The engine room shall be accessible from the deck; the entrances shall not face the cargo area. When the doors are not located in a recess whose depth is at least equal to the door width, the hinges shall face the cargo area.

Copyright © United Nations, 2019. All rights reserved

**9.3.1.17**      *Accommodation and service spaces*

- 9.3.1.17.1      Accommodation spaces and the wheelhouse shall be located outside the cargo area forward of the fore vertical plane or abaft the aft vertical plane bounding the part of the cargo area below deck. Windows of the wheelhouse which are located not less than 1.00 m above the bottom of the wheelhouse may tilt forward.
- 9.3.1.17.2      Entrances to spaces and openings of superstructures shall not face the cargo area. Doors opening outward and not located in a recess the depth of which is at least equal to the width of the doors shall have their hinges facing the cargo area.
- 9.3.1.17.3      Entrances from the deck and openings of spaces facing the weather shall be capable of being closed. The following instruction shall be displayed at the entrance of such spaces:

**Do not open during loading, unloading and degassing  
without the permission of the master.  
Close immediately.**

- 9.3.1.17.4      Entrances and windows of superstructures and accommodation spaces which can be opened as well as other openings of these spaces shall be located not less than 2.00 m from the cargo area. No wheelhouse doors and windows shall be located within 2.00 m from the cargo area, except where there is no direct connection between the wheelhouse and the accommodation.
- 9.3.1.17.5      (a)    Driving shafts of the bilge or ballast pumps may penetrate through the bulkhead between the service space and the engine room, provided the arrangement of the service space is in compliance with 9.3.1.11.6.
- (b)    The penetration of the shaft through the bulkhead shall be gastight and shall have been approved by a recognised classification society.
- (c)    The necessary operating instructions shall be displayed.
- (d)    Penetrations through the bulkhead between the engine room and the service space in the cargo area, and the bulkhead between the engine room and the hold spaces may be provided for electrical cables, hydraulic lines and piping for measuring, control and alarm systems, provided that the penetrations have been approved by a recognised classification society. The penetrations shall be gastight. Penetrations through a bulkhead with an “A-60” fire protection insulation according to SOLAS 74, Chapter II-2, Regulation 3, shall have an equivalent fire protection.
- (e)    Pipes may pass through the bulkhead between the engine room and the service space in the cargo area provided that these are pipes between the mechanical equipment in the engine room and the service space which do not have any openings within the service space and which are provided with shut-off devices at the bulkhead in the engine room.
- (f)    Notwithstanding 9.3.1.11.4, pipes from the engine room may pass through the service space in the cargo area or a cofferdam or a hold space or a double-hull space to the outside provided that within the service space or cofferdam or hold space or double-hull space they are of the thick-walled type and have no flanges or openings.
- (g)    Where a driving shaft of auxiliary machinery penetrates through a wall located above the deck the penetration shall be gastight.

Copyright © United Nations, 2019. All rights reserved

9.3.1.17.6 A service space located within the cargo area below deck shall not be used as a cargo pump room for the vessel's own gas discharging system, e.g. compressors or the compressor/heat exchanger/pump combination, except where:

- the cargo pump-room is separated from the engine room or from service spaces outside the cargo area by a cofferdam or a bulkhead with an insulation of Class "A-60" as defined in SOLAS 74, Chapter II-2, Regulation 3, or by a service space or a hold space;
- the "A-60" bulkhead required above does not include penetrations referred to in 9.3.1.17.5 (a);
- ventilation exhaust outlets are located not less than 6.00 m from entrances and openings of the accommodation, wheelhouse and service spaces outside the cargo area;
- the access hatches and ventilation inlets can be closed from the outside;
- all piping for loading and unloading (at the suction side and the delivery side) are led through the deck above the pump-room. The necessary operation of the control devices in the pump-room, starting of pumps or compressors and control of the liquid flow rate shall be effected from the deck;
- the system is fully integrated in the gas and liquid piping system;
- the cargo pump room is provided with a permanent oxygen detection system which automatically indicates the amount of oxygen and which actuates a visual and audible alarm when the oxygen concentration has reached 19.5% by volume. The sensors of this system shall be placed at suitable positions at the bottom and at a height of 2.00 m. Measurement shall be continuous and displayed near to the entrance. Audible and visual alarms shall be installed in the wheelhouse and in the cargo pump-room and, when the alarm is actuated, the loading and unloading system shall be shut down;
- failure of the oxygen measuring system shall actuate a visual and audible alarm in the wheelhouse and on deck. The alarm must be relayed to the accommodation automatically if it has not been switched off;
- the ventilation system prescribed in 9.3.1.12.3 has a capacity sufficient to ensure not less than 30 changes of air per hour based on the total volume of the service space.

If the list of substances on the vessel according to 1.16.1.2.5 is going to include substances that require explosion protection in accordance with column (17) of Table C of Chapter 3.2, then the cargo pump room shall also be provided with a permanent gas detection system which automatically indicates the presence of flammable gases and actuates a visual and audible alarm when the gas concentration has reached 20% of the LEL of the cargo or 20% of the LEL of n-Hexane, whichever gives the more critical value.

The sensors of this gas detection system shall be placed at suitable positions at the bottom and directly below the deck.

Measurement shall be continuous and displayed near to the entrance.

Audible and visual alarms shall be installed in the wheelhouse and in the cargo pump-room and, when the alarm is actuated, the loading and unloading system shall be shut down.

Any failure of the gas detection system shall be immediately signalled in the wheelhouse and on deck by a visual and audible warning. The alarm must be relayed to the accommodation automatically if it has not been switched off.



Copyright © United Nations, 2019. All rights reserved

9.3.1.17.7 The following instruction shall be displayed at the entrance of the cargo pump-room:

**Before entering the cargo pump-room check whether  
it is free from gases and contains sufficient oxygen.  
Do not open doors and entrance openings without  
the permission of the master.  
Leave immediately in the event of alarm.**

**9.3.1.18      *Inerting facility***

In cases in which inerting or blanketing of the cargo is prescribed, the vessel shall be equipped with an inerting system.

This system shall be capable of maintaining a permanent minimum pressure of 7 kPa (0.07 bar) in the spaces to be inerted. In addition, the inerting system shall not increase the pressure in the cargo tank to a pressure greater than that at which the pressure valve is regulated. The set pressure of the vacuum-relief valve shall be 3.5 kPa (0.035 bar).

A sufficient quantity of inert gas for loading or unloading shall be carried or produced on board if it is not possible to obtain it on shore. In addition, a sufficient quantity of inert gas to offset normal losses occurring during carriage shall be on board.

The premises to be inerted shall be equipped with connections for introducing the inert gas and monitoring systems so as to ensure the correct atmosphere on a permanent basis.

When the pressure or the concentration of inert gas in the gaseous phase falls below a given value, this monitoring system shall activate an audible and visible alarm in the wheelhouse. When the wheelhouse is unoccupied, the alarm shall also be perceptible in a location occupied by a crew member.

9.3.1.19 and 9.3.1.20      (*Reserved*)

**9.3.1.21      *Safety and control installations***

9.3.1.21.1 Cargo tanks shall be provided with the following equipment:

- (a)      (*Reserved*)
- (b)      a level gauge;
- (c)      a level alarm device which is activated at the latest when a degree of filling of 86% is reached;
- (d)      a high level sensor for actuating the facility against overflowing at the latest when a degree of filling of 97.5% is reached;
- (e)      an instrument for measuring the pressure of the gas phase in the cargo tank;
- (f)      an instrument for measuring the temperature of the cargo;
- (g)      a connection for a closed-type sampling device.

9.3.1.21.2 When the degree of filling in per cent is determined, an error of not more than 0.5% is permitted. It shall be calculated on the basis of the total cargo tank capacity including the expansion trunk.

Copyright © United Nations, 2019. All rights reserved

- 9.3.1.21.3 The level gauge shall allow readings from the control position of the shut-off devices of the particular cargo tank. The permissible maximum filling levels of 91%, 95% and 97%, as given in the list of substances, shall be marked on each level gauge.

Permanent reading of the overpressure and vacuum shall be possible from a location from which loading or unloading operations may be interrupted. The permissible maximum overpressure and vacuum shall be marked on each level gauge.

Readings shall be possible in all weather conditions.

- 9.3.1.21.4 The level alarm device shall give a visual and audible warning on board when actuated. The level alarm device shall be independent of the level gauge.

- 9.3.1.21.5 (a) The high level sensor referred to in 9.3.1.21.1 (d) shall give a visual and audible alarm on board and at the same time actuate an electrical contact which in the form of a binary signal interrupts the electric current loop provided and fed by the shore facility, thus initiating measures at the shore facility against overflowing during loading operations.

The signal shall be transmitted to the shore facility via a watertight two-pin plug of a connector device in accordance with standard EN 60309-2:1999 + A1:2007 + A2:2012 for direct current of 40 to 50 volts, identification colour white, position of the nose 10 h.

The plug shall be permanently fitted to the vessel close to the shore connections of the loading and unloading piping.

The high level sensor shall also be capable of switching off the vessel's own discharging pump.

The high level sensor shall be independent of the level alarm device, but it may be connected to the level gauge.

- (b) During discharging by means of the on-board pump, it shall be possible for the shore facility to switch it off. For this purpose, an independent intrinsically safe power line, fed by the vessel, shall be switched off by the shore facility by means of an electrical contact.

It shall be possible for the binary signal of the shore facility to be transmitted via a watertight two-pole socket or a connector device in accordance with standard EN 60309-2:1999 + A1:2007 + A2:2012, for direct current of 40 to 50 volts, identification colour white, position of the nose 10 h.

This socket shall be permanently fitted to the vessel close to the shore connections of the unloading piping.

- 9.3.1.21.6 The visual and audible signals given by the level alarm device shall be clearly distinguishable from those of the high level sensor.

The visual alarm shall be visible at each control position on deck of the cargo tank stop valves. It shall be possible to easily check the functioning of the sensors and electric circuits or these shall be of the "failsafe" design.

- 9.3.1.21.7 When the pressure or the temperature exceeds a set value, the instruments for measuring the pressure and the temperature of the cargo shall activate a visual and an audible alarm in the wheelhouse. When the wheelhouse is unoccupied the alarm shall also be perceptible in a location occupied by a crew member.

Copyright © United Nations, 2019. All rights reserved

When the pressure exceeds a set value during loading or unloading, the instrument for measuring the pressure shall simultaneously initiate an electrical contact which, by means of the plug referred to in 9.3.1.21.5 above, enables measures to be taken to interrupt the loading and unloading operation. When the vessel's own discharge pump is used, it shall be switched off automatically. The sensor for the alarms referred to above may be connected to the alarm installation.

- 9.3.1.21.8 Where the control elements of the shut-off devices of the cargo tanks are located in a control room, it shall be possible to stop the loading pumps and read the level gauges in the control room, and the visual and audible warning given by the level alarm device, the high level sensor referred to in 9.3.1.21.1 (d) and the instruments for measuring the pressure and temperature of the cargo shall be noticeable in the control room and on deck.

Satisfactory monitoring of the cargo area shall be ensured from the control room.

- 9.3.1.21.9 The vessel shall be so equipped that loading or unloading operations can be interrupted by means of switches, i.e. the quick closing valve located on the flexible vessel-to-shore connecting line must be capable of being closed. The switches shall be placed at two points on the vessel (fore and aft).

The interruption systems shall be designed according to the quiescent current principle.

- 9.3.1.21.10 When refrigerated substances are carried the opening pressure of the safety system shall be determined by the design of the cargo tanks. In the event of the transport of substances that must be carried in a refrigerated state the opening pressure of the safety system shall be not less than 25 kPa (0.25 bar) greater than the maximum pressure calculated according to 9.3.1.27.

- 9.3.1.21.11 On vessels certified to carry refrigerated liquefied gases the following protective measures shall be provided in the cargo area:

- Drips trays shall be installed under the shore connections of the piping for loading and unloading through which the loading and unloading operation is carried out. They must be made of materials which are able to resist the temperature of the cargo and be insulated from the deck. The drip trays shall have a sufficient volume and an overboard drain;
- A water spray system to cover:
  1. exposed cargo tank domes and exposed parts of cargo tanks;
  2. exposed on-deck storage vessels for flammable or toxic products;
  3. parts of the cargo deck area where a leakage may occur.

The capacity of the water spray system shall be such that when all spray nozzles are in operation, the outflow is of 300 liters per square meter of cargo deck area per hour. The system shall be capable of being put into operation from the wheelhouse and from the deck;

- A water film around the shore connection of the piping for loading and unloading in use to protect the deck and the shipside in the way of the shore connection of the piping for loading and unloading in use during connecting and disconnecting the loading arm or hose. The water film shall have sufficient capacity. The system shall be capable of being put into operation from the wheelhouse and from the deck.

- 9.3.1.21.12 Vessels carrying refrigerated liquefied gases shall have on board, for the purpose of preventing damage to the cargo tanks during loading and the piping for loading and unloading during loading and unloading, a written instruction for pre-cooling. This

Copyright © United Nations, 2019. All rights reserved

instruction shall be applied before the vessel is put into operation and after long-term maintenance.

**9.3.1.22**      *Cargo tank openings*

- 9.3.1.22.1      (a) Cargo tank openings shall be located on deck in the cargo area.
- (b) Cargo tank openings with a cross-section greater than 0.10 m<sup>2</sup> shall be located not less than 0.50 m above the deck.
- 9.3.1.22.2      Cargo tank openings shall be fitted with gastight closures which comply with the provisions of 9.3.1.23.1.
- 9.3.1.22.3      The exhaust outlets of the pressure relief valves shall be located not less than 2.00 m above the deck at a distance of not less than 6.00 m from the accommodation and from the service spaces located outside the cargo area. This height may be reduced when within a radius of 1.00 m round the pressure relief valve outlet there is no equipment, no work is being carried out and signs indicate the area.
- 9.3.1.22.4      The closing devices normally used in loading and unloading operations shall not be capable of producing sparks when operated.
- 9.3.1.22.5      Each tank in which refrigerated substances are carried shall be equipped with a safety system to prevent unauthorized vacuum or overpressure.

**9.3.1.23**      *Pressure test*

- 9.3.1.23.1      Cargo tanks and piping for loading and unloading shall comply with the provisions concerning pressure vessels which have been established by the competent authority or a recognised classification society for the substances carried.
- 9.3.1.23.2      Any cofferdams shall be subjected to initial tests before being put into service and thereafter at the prescribed intervals.
- The test pressure shall be not less than 10 kPa (0.10 bar) gauge pressure.
- 9.3.1.23.3      The maximum intervals for the periodic tests referred to in 9.3.1.23.2 above shall be 11 years.

**9.3.1.24**      *Regulation of cargo pressure and temperature*

- 9.3.1.24.1      Unless the entire cargo system is designed to resist the full effective vapour pressure of the cargo at the upper limits of the ambient design temperatures, the pressure of the tanks shall be kept below the permissible maximum set pressure of the safety valves, by one or more of the following means:
- (a) a system for the regulation of cargo tank pressure using mechanical refrigeration;
- (b) a system ensuring safety in the event of the heating or increase in pressure of the cargo. The insulation or the design pressure of the cargo tank, or the combination of these two elements, shall be such as to leave an adequate margin for the operating period and the temperatures expected; in each case the system shall be deemed acceptable by a recognized classification society and shall ensure safety for a minimum time of three times the operation period;
- (c) For UN No. 1972 only, a system for the regulation of cargo tank pressure whereby the boil-off vapours are utilized as fuel;

Copyright © United Nations, 2019. All rights reserved

- (d) other systems deemed acceptable by a recognized classification society.

9.3.1.24.2 The systems prescribed in 9.3.1.24.1 shall be constructed, installed and tested to the satisfaction of the recognized classification society. The materials used in their construction shall be compatible with the cargoes to be carried. For normal service, the upper ambient design temperature limits shall be:

air: +30° C;  
water: +20° C.

9.3.1.24.3 The cargo storage system shall be capable of resisting the full vapour pressure of the cargo at the upper limits of the ambient design temperatures, whatever the system adopted to deal with the boil-off gas. This requirement is indicated by remark 37 in column (20) of Table C of Chapter 3.2.

### 9.3.1.25 *Pumps and piping*

9.3.1.25.1 Pumps, compressors and accessory loading and unloading piping shall be placed in the cargo area. Cargo pumps and compressors shall be capable of being shut down from the cargo area and, in addition, from a position outside the cargo area. Cargo pumps and compressors situated on deck shall be located not less than 6.00 m from entrances to, or openings of, the accommodation and service spaces outside the cargo area.

9.3.1.25.2 (a) Piping for loading and unloading shall be independent of any other piping of the vessel. No cargo piping shall be located below deck, except those inside the cargo tanks and in the service spaces intended for the installation of the vessel's own gas discharging system.

(b) *(Reserved)*

(c) Piping for loading and unloading shall be clearly distinguishable from other piping, e.g. by means of colour marking.

(d) The piping for loading and unloading on deck, the venting piping with the exception of the shore connections but including the safety valves, and the valves shall be located within the longitudinal line formed by the outer boundaries of the domes and not less than one quarter of the vessel's breadth from the outer shell. This requirement does not apply to the relief pipes situated behind the safety valves. If there is, however, only one dome athwartships, these pipes and their valves shall be located at a distance not less than 2.70 m from the shell.

Where cargo tanks are placed side by side, all the connections to the domes shall be located on the inner side of the domes. The external connections may be located on the fore and aft centre line of the dome. The shut-off devices shall be located directly at the dome or as close as possible to it. The shut-off devices of the loading and unloading piping shall be duplicated, one of the devices being constituted by a quick closing valve. When the inside diameter of a shut-off device is less than 50 mm this device may be regarded as a safety device against bursts in the piping.

(e) The shore connections shall be located not less than 6.00 m from the entrances to or openings of, the accommodation and service spaces outside the cargo area.

(f) Each shore connection of the venting piping and shore connections of the piping for loading and unloading, through which the loading or unloading operation is carried out, shall be fitted with a shut-off device and a quick closing valve. However, each shore connection shall be fitted with a blind flange when it is not in operation.

Copyright © United Nations, 2019. All rights reserved

- (g) Piping for loading and unloading, and venting piping, shall not have flexible connections fitted with sliding seals.

For transport of refrigerated liquefied gases

- (h) The piping for loading and unloading and cargo tanks shall be protected from excessive stresses due to thermal movement and from movements of the tank and hull structure.
- (i) Where necessary, piping for loading and unloading shall be thermally insulated from the adjacent hull structure to prevent the temperature of the hull falling below the design temperature of the hull material.
- (j) All piping for loading and unloading, which may be closed off at each end when containing liquid (residue), shall be provided with safety valves. These safety valves shall discharge into the cargo tanks and shall be protected against inadvertent closing.

9.3.1.25.3 *(Deleted)*

9.3.1.25.4 Every component of the piping for loading and unloading shall be electrically connected to the hull.

9.3.1.25.5 The stop valves or other shut-off devices of the piping for loading and unloading shall indicate whether they are open or shut.

9.3.1.25.6 The piping for loading and unloading shall have, at the test pressure, the required elasticity, leakproofness and resistance to pressure.

9.3.1.25.7 The piping for unloading shall be fitted with pressure gauges at the inlet and outlet of the pump.

Reading of the pressure gauges shall be possible from the control position of the vessel's own gas discharging system. The maximum permissible overpressure or vacuum shall be indicated by a measuring device.

Readings shall be possible in all weather conditions.

9.3.1.25.8 Use of the cargo piping for ballasting purposes shall not be possible.

9.3.1.25.9 *(Reserved)*

9.3.1.25.10 Compressed air generated outside the cargo area can be used in the cargo area subject to the installation of a spring-loaded non-return valve to ensure that no gases can escape from the cargo area through the compressed air system into accommodation, wheelhouse or service spaces outside the cargo area.

9.3.1.26 *(Reserved)*

#### 9.3.1.27 **Refrigeration system**

9.3.1.27.1 The refrigeration system referred to in 9.3.1.24.1 (a) shall be composed of one or more units capable of keeping the pressure and temperature of the cargo at the upper limits of the ambient design temperatures at the prescribed level. Unless another means of regulating cargo pressure and temperature deemed satisfactory by a recognized classification society is provided, provision shall be made for one or more stand-by units with an output at least equal to that of the largest prescribed unit. A stand-by unit shall include a compressor, its engine, its control system and all necessary accessories to enable it to operate independently of the units normally used. Provision shall be made for a stand-by heat-exchanger unless the

Copyright © United Nations, 2019. All rights reserved

system's normal heat-exchanger has a surplus capacity equal to at least 25% of the largest prescribed capacity. It is not necessary to make provision for separate piping.

Cargo tanks, piping and accessories shall be insulated so that, in the event of a failure of all cargo refrigeration systems, the entire cargo remains for at least 52 hours in a condition not causing the safety valves to open.

- 9.3.1.27.2 The security devices and the connecting lines from the refrigeration system shall be connected to the cargo tanks above the liquid phase of the cargo when the tanks are filled to their maximum permissible degree of filling. They shall remain within the gaseous phase, even if the vessel has a list up to 12 degrees.
- 9.3.1.27.3 When several refrigerated cargoes with a potentially dangerous chemical reaction are carried simultaneously, particular care shall be given to the refrigeration systems so as to prevent any mixing of the cargoes. For the carriage of such cargoes, separate refrigeration systems, each including the full stand-by unit referred to in 9.3.1.27.1, shall be provided for each cargo. When, however, refrigeration is ensured by an indirect or combined system and no leak in the heat exchangers can under any foreseeable circumstances lead to the mixing of cargoes, no provision need be made for separate refrigeration units for the different cargoes.
- 9.3.1.27.4 When several refrigerated cargoes are not soluble in each other under conditions of carriage such that their vapour pressures are added together in the event of mixing, particular care shall be given to the refrigeration systems to prevent any mixing of the cargoes.
- 9.3.1.27.5 When the refrigeration systems require water for cooling, a sufficient quantity shall be supplied by a pump or pumps used exclusively for the purpose. This pump or pumps shall have at least two suction pipes, leading from two water intakes, one to port, the other to starboard. Provision shall be made for a stand-by pump with a satisfactory flow; this may be a pump used for other purposes provided that its use for supplying water for cooling does not impair any other essential service.
- 9.3.1.27.6 The refrigeration system may take one of the following forms:
- (a) Direct system: the cargo vapours are compressed, condensed and returned to the cargo tanks. This system shall not be used for certain cargoes specified in Table C of Chapter 3.2. This requirement is indicated by remark 35 in column (20) of Table C of Chapter 3.2;
  - (b) Indirect system: the cargo or the cargo vapours are cooled or condensed by means of a coolant without being compressed;
  - (c) Combined system: the cargo vapours are compressed and condensed in a cargo/coolant heat-exchanger and returned to the cargo tanks. This system shall not be used for certain cargoes specified in Table C of Chapter 3.2. This requirement is indicated by remark 36 in column (20) of Table C of Chapter 3.2.
- 9.3.1.27.7 All primary and secondary coolant fluids shall be compatible with each other and with the cargo with which they may come into contact. Heat exchange may take place either at a distance from the cargo tank, or by using cooling coils attached to the inside or the outside of the cargo tank.
- 9.3.1.27.8 When the refrigeration system is installed in a separate service space, this service space shall meet the requirements of 9.3.1.17.6.
- 9.3.1.27.9 For all cargo systems, the heat transmission coefficient as used for the determination of the holding time (7.2.4.16.16 and 7.2.4.16.17) shall be determined by calculation. Upon completion of the vessel, the correctness of the calculation shall be checked by means of a



Copyright © United Nations, 2019. All rights reserved

heat balance test. The calculation and test shall be performed under supervision by the recognized classification society which classified the vessel.

The heat transmission coefficient shall be documented and kept on board. The heat transmission coefficient shall be verified at every renewal of the certificate of approval.

- 9.3.1.27.10 A certificate from a recognized classification society stating that 9.3.1.24.1 to 9.3.1.24.3, 9.3.1.27.1 and 9.3.1.27.4 above have been complied with shall be submitted together with the application for issue or renewal of the certificate of approval.

**9.3.1.28** *Water-spray system*

When water-spraying is required in column (9) of Table C of Chapter 3.2 a water-spray system shall be installed in the cargo area on deck for the purpose of reducing gases given off by the cargo by spraying water.

The system shall be fitted with a connection device for supply from the shore. The spray nozzles shall be so installed that released gases are precipitated safely. The system shall be capable of being put into operation from the wheelhouse and from the deck. The capacity of the water-spray system shall be such that when all the spray nozzles are in operation, the outflow is of 50 litres per square metre of cargo deck area and per hour.

- 9.3.1.29 and 9.3.1.30 (Reserved)

**9.3.1.31** *Engines*

- 9.3.1.31.1 Only internal combustion engines running on fuel with having a flashpoint above 55 °C are allowed. This provision does not apply to internal combustion engines which are part of propulsion and auxiliary systems. These systems shall meet the requirements of Chapter 30 and Annex 8, Section 1 of the European Standard laying down Technical Requirements for Inland Navigation vessels (ES-TRIN) as amended.<sup>2</sup>

- 9.3.1.31.2 Ventilation inlets of the engine room and, when the engines do not take in air directly from the engine room, the air intakes of the engines shall be located not less than 2.00 m from the cargo area.

- 9.3.1.31.3 and 9.3.1.31.4 (Deleted)

- 9.3.1.31.5 The ventilation in the closed engine room shall be designed so that, at an ambient temperature of 20 °C, the average temperature in the engine room does not exceed 40 °C.

**9.3.1.32** *Oil fuel tanks*

- 9.3.1.32.1 When the vessel is fitted with hold spaces and double bottoms, double bottoms within the cargo area may be arranged as oil fuel tanks, provided their depth is not less than 0.6 m.

Oil fuel pipes and openings of such tanks are not permitted in the hold space.

- 9.3.1.32.2 The open ends of the air pipes of each oil fuel tanks shall extend to not less than 0.5 m above the open deck. These open ends and the open ends of overflow pipes leading to the deck shall be fitted with a protective device consisting of a gauze diaphragm or a perforated plate.

- 9.3.1.33 (Reserved)

<sup>2</sup> As available on the website of the Comité Européen pour l'Élaboration de Standards dans le Domaine de Navigation Intérieure – CESNI, <https://www.cesni.eu/en/documents/es-trin/>.



Copyright © United Nations, 2019. All rights reserved

**9.3.1.34**      *Exhaust pipes*

9.3.1.34.1      Exhausts shall be evacuated from the vessel into the open air either upwards through an exhaust pipe or through the shell plating. The exhaust outlet shall be located not less than 2 m from the cargo area. The exhaust pipes of engines shall be arranged so that the exhausts are led away from the vessel. The exhaust pipes shall not be located within the cargo area.

9.3.1.34.2      Exhaust pipes of engines shall be provided with a device preventing the escape of sparks, e.g. spark arresters.

**9.3.1.35**      *Bilge pumping and ballasting arrangements*

9.3.1.35.1      Bilge and ballast pumps for spaces within the cargo area shall be installed within such area.

This provision does not apply to:

- double-hull spaces and double bottoms which do not have a common boundary wall with the cargo tanks;
- cofferdams and hold spaces where ballasting is carried out using the piping of the fire-fighting system in the cargo area and bilge-pumping is performed using eductors which are installed in the cargo area.

9.3.1.35.2      Where the double bottom is used as a liquid oil fuel tank, it shall not be connected to the bilge piping system.

9.3.1.35.3      Where the ballast pump is installed in the cargo area, the standpipe and its outboard connection for suction of ballast water shall be located within the cargo area.

9.3.1.35.4      It shall be possible for an under-deck pump-room to be stripped in an emergency using a system located in the cargo area and independent of any other system. This stripping system shall be located outside the pump-room.

9.3.1.36 to 9.3.1.39      (*Reserved*)

**9.3.1.40**      *Fire-extinguishing arrangements*

9.3.1.40.1      A fire-extinguishing system shall be installed on the vessel.

This system shall comply with the following requirements:

- It shall be supplied by two independent fire or ballast pumps, one of which shall be ready for use at any time. These pumps and their means of propulsion and electrical equipment shall not be installed in the same space;
- It shall be provided with a water main fitted with at least three hydrants in the cargo area above deck. Three suitable and sufficiently long hoses with jet/spray nozzles having a diameter of not less than 12 mm shall be provided. Alternatively one or more of the hose assemblies may be substituted by directable jet/spray nozzles having a diameter of not less than 12 mm. It shall be possible to reach any point of the deck in the cargo area simultaneously with at least two jets of water which do not emanate from the same hydrant.

A spring-loaded non-return valve shall be fitted to ensure that no gases can escape through the fire-extinguishing system into the accommodation, wheelhouse or service spaces outside the cargo area;

Copyright © United Nations, 2019. All rights reserved

- The capacity of the system shall be at least sufficient for a jet of water to have a minimum reach of not less than the vessel's breadth from any location on board with two spray nozzles being used at the same time;
- The water supply system shall be capable of being put into operation from the wheelhouse and from the deck;
- Measures shall be taken to prevent the freezing of fire-mains and hydrants.

9.3.1.40.2 In addition the engine rooms, the cargo pump-room and all spaces containing special equipment (switchboards, compressors, etc.) for the refrigerant equipment if any, shall be provided with a permanently fixed fire-extinguishing system meeting the following requirements:

9.3.1.40.2.1 *Extinguishing agents*

For the protection of spaces in engine rooms, boiler rooms and pump rooms, only permanently fixed fire-extinguishing systems using the following extinguishing agents are permitted:

- (a) CO<sub>2</sub> (carbon dioxide);
- (b) HFC 227 ea (heptafluoropropane);
- (c) IG-541 (52% nitrogen, 40% argon, 8% carbon dioxide);
- (d) FK-5-1-12 (dodecafluoro 2-methylpentane-3-one);
- (e) (*Reserved*)
- (f) K<sub>2</sub>CO<sub>3</sub> (potassium carbonate).

Other extinguishing agents are permitted only on the basis of recommendations by the Administrative Committee.

9.3.1.40.2.2 *Ventilation, air extraction*

- (a) The combustion air required by the combustion engines which ensure propulsion should not come from spaces protected by permanently fixed fire-extinguishing systems. This requirement is not mandatory if the vessel has two independent main engine rooms with a gastight separation or if, in addition to the main engine room, there is a separate engine room installed with a bow thruster that can independently ensure propulsion in the event of a fire in the main engine room.
- (b) All forced ventilation systems in the space to be protected shall be shut down automatically as soon as the fire-extinguishing system is activated.
- (c) All openings in the space to be protected which permit air to enter or gas to escape shall be fitted with devices enabling them to be closed rapidly. It shall be clear whether they are open or closed.
- (d) Air escaping from the pressure-relief valves of the pressurised air tanks installed in the engine rooms shall be evacuated to the open air.
- (e) Overpressure or negative pressure caused by the diffusion of the extinguishing agent shall not destroy the constituent elements of the space to be protected. It shall be possible to ensure the safe equalisation of pressure.

Copyright © United Nations, 2019. All rights reserved

- (f) Protected spaces shall have a facility for extracting the extinguishing agent and the combustion gases. Such facilities shall be capable of being operated from positions outside the protected rooms and which must not be made inaccessible by a fire within such spaces. If there are permanently installed extractors, it shall not be possible for these to be switched on while the fire is being extinguished.

#### 9.3.1.40.2.3 *Fire alarm system*

The space to be protected shall be monitored by an appropriate fire alarm system. The alarm signal shall be audible in the wheelhouse, the accommodation and the space to be protected.

#### 9.3.1.40.2.4 *Piping system*

- (a) The extinguishing agent shall be routed to and distributed in the space to be protected by means of a permanent piping system. Piping installed in the space to be protected and their fittings shall be made of steel. This shall not apply to the connecting nozzles of tanks and compensators provided that the materials used have equivalent fire-retardant properties. Piping shall be protected against corrosion both internally and externally.
- (b) The discharge nozzles shall be so arranged as to ensure the regular diffusion of the extinguishing agent. In particular, the extinguishing agent must also be effective beneath the floor.

#### 9.3.1.40.2.5 *Triggering device*

- (a) Automatically activated fire-extinguishing systems are not permitted.
- (b) It shall be possible to activate the fire-extinguishing system from a suitable point located outside the space to be protected.
- (c) Triggering devices shall be so installed that they can be activated in the event of a fire and so that the risk of their breakdown in the event of a fire or an explosion in the space to be protected is reduced as far as possible.

Systems which are not mechanically activated shall be supplied from two energy sources independent of each other. These energy sources shall be located outside the space to be protected. The control lines located in the space to be protected shall be so designed as to remain capable of operating in the event of a fire for a minimum of 30 minutes. The electrical installations are deemed to meet this requirement if they conform to the IEC 60331-21:1999 standard.

When the triggering devices are so placed as not to be visible, the component concealing them shall carry the "Fire-fighting system" symbol, each side being not less than 10 cm in length, with the following text in red letters on a white ground:

#### **Fire-extinguishing system**

- (d) If the fire-extinguishing system is intended to protect several spaces, it shall comprise a separate and clearly-marked triggering device for each space.
- (e) The instructions shall be posted alongside all triggering devices and shall be clearly visible and indelible. The instructions shall be in a language the master can read and understand and if this language is not English, French or German, they shall be in English, French or German. They shall include information concerning:
  - (i) the activation of the fire-extinguishing system;

Copyright © United Nations, 2019. All rights reserved

- (ii) the need to ensure that all persons have left the space to be protected;
  - (iii) The correct behaviour of the crew in the event of activation and when accessing the space to be protected following activation or diffusion, in particular in respect of the possible presence of dangerous substances;
  - (iv) the correct behaviour of the crew in the event of the failure of the fire-extinguishing system to function properly.
- (f) The instructions shall mention that prior to the activation of the fire-extinguishing system, combustion engines installed in the space and aspirating air from the space to be protected, shall be shut down.

9.3.1.40.2.6 *Alarm device*

- (a) Permanently fixed fire-extinguishing systems shall be fitted with an audible and visual alarm device.
- (b) The alarm device shall be set off automatically as soon as the fire-extinguishing system is first activated. The alarm device shall function for an appropriate period of time before the extinguishing agent is released; it shall not be possible to turn it off.
- (c) Alarm signals shall be clearly visible in the spaces to be protected and their access points and be clearly audible under operating conditions corresponding to the highest possible sound level. It shall be possible to distinguish them clearly from all other sound and visual signals in the space to be protected.
- (d) Sound alarms shall also be clearly audible in adjoining spaces, with the communicating doors shut, and under operating conditions corresponding to the highest possible sound level.
- (e) If the alarm device is not intrinsically protected against short circuits, broken wires and drops in voltage, it shall be possible to monitor its operation.
- (f) A sign with the following text in red letters on a white ground shall be clearly posted at the entrance to any space the extinguishing agent may reach:

**Warning, fire-extinguishing system!**  
**Leave this space immediately when the ... (description) alarm is activated!**

9.3.1.40.2.7 *Pressurised tanks, fittings and piping*

- (a) Pressurised tanks, fittings and piping shall conform to the requirements of the competent authority or, if there are no such requirements, to those of a recognized classification society.
- (b) Pressurised tanks shall be installed in accordance with the manufacturer's instructions.
- (c) Pressurised tanks, fittings and piping shall not be installed in the accommodation.
- (d) The temperature of cabinets and storage spaces for pressurised tanks shall not exceed 50 °C.
- (e) Cabinets or storage spaces on deck shall be securely stowed and shall have vents so placed that in the event of a pressurised tank not being gastight, the escaping gas cannot penetrate into the vessel. Direct connections with other spaces are not permitted.

Copyright © United Nations, 2019. All rights reserved

9.3.1.40.2.8 *Quantity of extinguishing agent*

If the quantity of extinguishing agent is intended for more than one space, the quantity of extinguishing agent available does not need to be greater than the quantity required for the largest of the spaces thus protected.

9.3.1.40.2.9 *Installation, maintenance, monitoring and documents*

- (a) The mounting or modification of the system shall only be performed by a company specialised in fire-extinguishing systems. The instructions (product data sheet, safety data sheet) provided by the manufacturer of the extinguishing agent or the system shall be followed.
- (b) The system shall be inspected by an expert:
  - (i) before being brought into service;
  - (ii) each time it is put back into service after activation;
  - (iii) after every modification or repair;
  - (iv) regularly, not less than every two years.
- (c) During the inspection, the expert is required to check that the system conforms to the requirements of 9.3.1.40.2.
- (d) The inspection shall include, as a minimum:
  - (i) an external inspection of the entire system;
  - (ii) an inspection to ensure that the piping is leakproof;
  - (iii) an inspection to ensure that the control and activation systems are in good working order;
  - (iv) an inspection of the pressure and contents of tanks;
  - (v) an inspection to ensure that the means of closing the space to be protected are leakproof;
  - (vi) an inspection of the fire alarm system;
  - (vii) an inspection of the alarm device.
- (e) The person performing the inspection shall establish, sign and date a certificate of inspection.
- (f) The number of permanently fixed fire-extinguishing systems shall be mentioned in the vessel certificate.

9.3.1.40.2.10 *Fire-extinguishing system operating with CO<sub>2</sub>*

In addition to the requirements contained in 9.3.1.40.2.1 to 9.3.1.40.2.9, fire-extinguishing systems using CO<sub>2</sub> as an extinguishing agent shall conform to the following provisions:

- (a) Tanks of CO<sub>2</sub> shall be placed in a gastight space or cabinet separated from other spaces. The doors of such storage spaces and cabinets shall open outwards; they shall be capable of being locked and shall carry on the outside the symbol “Warning:

Copyright © United Nations, 2019. All rights reserved

general danger”, not less than 5 cm high and “CO<sub>2</sub>” in the same colours and the same size;

- (b) Storage cabinets or spaces for CO<sub>2</sub> tanks located below deck shall only be accessible from the outside. These spaces shall have an artificial ventilation system with extractor hoods and shall be completely independent of the other ventilation systems on board;
- (c) The level of filling of CO<sub>2</sub> tanks shall not exceed 0.75 kg/l. The volume of depressurised CO<sub>2</sub> shall be taken to be 0.56 m<sup>3</sup>/kg;
- (d) The concentration of CO<sub>2</sub> in the space to be protected shall be not less than 40% of the gross volume of the space. This quantity shall be released within 120 seconds. It shall be possible to monitor whether diffusion is proceeding correctly;
- (e) The opening of the tank valves and the control of the diffusing valve shall correspond to two different operations;
- (f) The appropriate period of time mentioned in 9.3.1.40.2.6 (b) shall be not less than 20 seconds. A reliable installation shall ensure the timing of the diffusion of CO<sub>2</sub>.

9.3.1.40.2.11 *Fire-extinguishing system operating with HFC-227 ea (heptafluoropropane)*

In addition to the requirements of 9.3.1.40.2.1 to 9.3.1.40.2.9, fire-extinguishing systems using HFC-227 ea as an extinguishing agent shall conform to the following provisions:

- (a) Where there are several spaces with different gross volumes, each space shall be equipped with its own fire-extinguishing system;
- (b) Every tank containing HFC-227 ea placed in the space to be protected shall be fitted with a device to prevent overpressure. This device shall ensure that the contents of the tank are safely diffused in the space to be protected if the tank is subjected to fire, when the fire-extinguishing system has not been brought into service;
- (c) Every tank shall be fitted with a device permitting control of the gas pressure;
- (d) The level of filling of tanks shall not exceed 1.15 kg/l. The specific volume of depressurised HFC-227 ea shall be taken to be 0.1374 m<sup>3</sup>/kg;
- (e) The concentration of HFC-227 ea in the space to be protected shall be not less than 8% of the gross volume of the space. This quantity shall be released within 10 seconds;
- (f) Tanks of HFC-227 ea shall be fitted with a pressure monitoring device which triggers an audible and visual alarm in the wheelhouse in the event of an unscheduled loss of propellant gas. Where there is no wheelhouse, the alarm shall be triggered outside the space to be protected;
- (g) After discharge, the concentration in the space to be protected shall not exceed 10.5% (volume);
- (h) The fire-extinguishing system shall not comprise aluminium parts.

9.3.1.40.2.12 *Fire-extinguishing system operating with IG-541*

In addition to the requirements of 9.3.1.40.2.1 to 9.3.1.40.2.9, fire-extinguishing systems using IG-541 as an extinguishing agent shall conform to the following provisions:

Copyright © United Nations, 2019. All rights reserved

- (a) Where there are several spaces with different gross volumes, every space shall be equipped with its own fire-extinguishing system;
- (b) Every tank containing IG-541 placed in the space to be protected shall be fitted with a device to prevent overpressure. This device shall ensure that the contents of the tank are safely diffused in the space to be protected if the tank is subjected to fire, when the fire-extinguishing system has not been brought into service;
- (c) Each tank shall be fitted with a device for checking the contents;
- (d) The filling pressure of the tanks shall not exceed 200 bar at a temperature of +15 °C;
- (e) The concentration of IG-541 in the space to be protected shall be not less than 44% and not more than 50% of the gross volume of the space. This quantity shall be released within 120 seconds.

9.3.1.40.2.13 *Fire-extinguishing system operating with FK-5-1-12*

In addition to the requirements of 9.3.1.40.2.1 to 9.3.1.40.2.9, fire-extinguishing systems using FK-5-1-12 as an extinguishing agent shall comply with the following provisions:

- (a) Where there are several spaces with different gross volumes, every space shall be equipped with its own fire-extinguishing system;
- (b) Every tank containing FK-5-1-12 placed in the space to be protected shall be fitted with a device to prevent overpressure. This device shall ensure that the contents of the tank are safely diffused in the space to be protected if the tank is subjected to fire, when the fire-extinguishing system has not been brought into service;
- (c) Every tank shall be fitted with a device permitting control of the gas pressure;
- (d) The level of filling of tanks shall not exceed 1.00 kg/l. The specific volume of depressurized FK-5-1-12 shall be taken to be 0.0719 m<sup>3</sup>/kg;
- (e) The volume of FK-5-1-12 in the space to be protected shall be not less than 5.5% of the gross volume of the space. This quantity shall be released within 10 seconds;
- (f) Tanks of FK-5-1-12 shall be fitted with a pressure monitoring device which triggers an audible and visual alarm in the wheelhouse in the event of an unscheduled loss of extinguishing agent. Where there is no wheelhouse, the alarm shall be triggered outside the space to be protected;
- (g) After discharge, the concentration in the space to be protected shall not exceed 10.0%.

9.3.1.40.2.14 *(Reserved)*

9.3.1.40.2.15 *Fire-fighting systems using K<sub>2</sub>CO<sub>3</sub> as the extinguishing agent*

In addition to the requirements laid down in 9.3.1.40.2.1 to 9.3.1.40.2.3, 9.3.1.40.2.5, 9.3.1.40.2.6 and 9.3.1.40.2.9, fire-fighting systems using K<sub>2</sub>CO<sub>3</sub> as the extinguishing agent shall comply with the following provisions:

Copyright © United Nations, 2019. All rights reserved

- (a) The fire-fighting system shall have a type-approval pursuant to Directive 2014/90/EU<sup>3</sup> or to MSC/Circ. 1270;<sup>4</sup>
- (b) Each room shall be provided with its own firefighting system;
- (c) The extinguishing agent must be stored in specially provided unpressurised tanks in the room to be protected. These tanks shall be fitted in such a way that the extinguishing agent is dispensed evenly in the room. In particular the extinguishing agent shall also work underneath the deck plates;
- (d) Each tank is separately connected with the triggering device;
- (e) The quantity of dry aerosol-forming extinguishing agent relative to the room to be protected shall be at least 120 g per m<sup>3</sup> of the net volume of this room. This net volume is calculated according to Directive 2014/90/EU<sup>3</sup> or to MSC/Circ. 1270<sup>4</sup>. It shall be possible to supply the extinguishing agent within 120 s.

9.3.1.40.2.16 *Fixed fire-extinguishing system for physical protection*

In order to ensure physical protection in the engine rooms, boiler rooms and pump rooms, permanently fixed fire-extinguishing systems are accepted solely on the basis of recommendations by the Administrative Committee.

9.3.1.40.3 The two hand fire-extinguishers referred to in 8.1.4 shall be located in the cargo area.

9.3.1.40.4 The fire-extinguishing agent and the quantity contained in the permanently fixed fire-extinguishing system shall be suitable and sufficient for fighting fires.

**9.3.1.41 *Fire and naked light***

9.3.1.41.1 The outlets of funnels shall be located not less than 2.00 m from the cargo area. Arrangements shall be provided to prevent the escape of sparks and the entry of water.

9.3.1.41.2 Heating, cooking and refrigerating appliances shall not be fuelled with liquid fuels, liquid gas or solid fuels.

The installation in the engine room or in another separate space of heating appliances fuelled with liquid fuel having a flash-point above 55 °C is, however, permitted.

Cooking and refrigerating appliances are permitted only in the accommodation.

9.3.1.41.3 Only electrical lamps are permitted.

9.3.1.42 to 9.3.1.49 (Reserved)

9.3.1.50 (Deleted)

**9.3.1.51 *Surface temperatures of installations and equipment***

- (a) Surface temperatures of electrical and non-electrical installations and equipment shall not exceed 200 °C.

<sup>3</sup> Official Journal of the European Union, L 257 of 28 August 2014, p.146.

<sup>4</sup> International Maritime Organization Circular MSC/Circ. 1270 and corrigenda — Revised Guidelines for the approval of fixed aerosol fire-extinguishing systems equivalent to fixed gas extinguishing systems, as referred to in SOLAS 1974, for machinery spaces — adopted on 4 June 2008.



Copyright © United Nations, 2019. All rights reserved

- (b) Surface temperatures of the outer parts of engines and of their air inlets and exhaust ducts shall not exceed 200 °C;
- (c) If the list of substances on the vessel according to 1.16.1.2.5 is going to include substances for which the temperature classes T4, T5 or T6 are indicated in column (15) of Table C of Chapter 3.2, then the corresponding surface temperatures within the assigned zones shall not exceed 135 °C (T4), 100 °C (T5) or 85 °C (T6) respectively;
- (d) (a) and (b) do not apply if the following requirements are met (see also 7.2.3.51.4):
  - (i) Accommodation, wheelhouse and service spaces where surface temperatures higher than those mentioned in (a) and (b) occur are equipped with a ventilation system according to 9.3.1.12.4 (b); or
  - (ii) Installations and equipment which generate surface temperatures higher than those set out in (a) or (b), respectively, must be capable of being shut down. Such installations and equipment shall be marked in red.

**9.3.1.52      *Type and location of electrical installations and equipment***

9.3.1.52.1      Electrical installations and equipment shall be of at least the 'limited explosion risk' type.

This provision does not apply to:

- (a) Lighting installations in the accommodation and the wheelhouse, except for switches near to the entrances;
- (b) Mobile phones, fixed telephone installations, stationary and portable computers and loading instruments in the accommodation or the wheelhouse;
- (c) Electrical installations and equipment which, during a stay in the immediate vicinity of or within a shoreside assigned zone:
  - (i) Are extinguished; or
  - (ii) Are placed in premises equipped with a ventilation system according to 9.3.1.12.4;
- (d) To radiotelephone installations and inland AIS (automatic identification systems) stations in the accommodation and the wheelhouse, if no part of an aerial for radiotelephone installations or AIS stations is situated above or within 2.00 m of the cargo area.

9.3.1.52.2      In the cofferdams, double-hull spaces, double bottoms and hold spaces, only hermetically sealed echo sounding devices are allowed, the cables of which are led through thick-walled steel tubes with gastight connections up to the main deck.

9.3.1.52.3      The fixed electrical installations and equipment which do not meet the requirements set out in 9.3.1.51 (a), 9.3.1.51 (b) and 9.3.1.52.1 above and their switches shall be marked in red. The disconnection of such equipment shall be controlled from a centralized location on board.

9.3.1.52.4      Every insulated distribution network shall be fitted with an automatic device with a visual and audible alarm for checking the insulation level.

9.3.1.52.5      Only distribution systems without return connection to the hull are permitted. This provision does not apply to:

Copyright © United Nations, 2019. All rights reserved

- Active cathodic corrosion protection;
- Certain limited sections of the installations situated outside the cargo area (e.g., connections of starters of diesel engines);
- The device for checking the insulation level referred to in 9.3.1.52.4.

9.3.1.52.6 An electric generator which is permanently driven by an engine and which does not meet the requirements of 9.3.1.52.1 above, shall be fitted with a multipolar switch capable of shutting down the generator. A notice board with the operating instructions shall be displayed near the switch.

9.3.1.52.7 Failure of the power supply for the safety and control equipment shall be immediately indicated by visual and audible signals in the wheelhouse and on the deck. The alarm must be relayed to the accommodation automatically if it has not been switched off.

9.3.1.52.8 Electrical switches, sockets and cables on deck shall be protected against mechanical damage.

9.3.1.52.9 Sockets for the connection of signal lights and gangway lighting shall be solidly fitted to the vessel close to the signal mast or the gangway. The sockets used in this area shall be designed so as to prevent connection or disconnection except when they are not live.

9.3.1.52.10 Accumulators shall be located outside the cargo area.

**9.3.1.53 *Type and location of electrical and non-electrical installations and equipment intended to be used in explosion hazardous areas***

9.3.1.53.1 On board vessels covered by the classification of zones as defined in 1.2.1, electrical and non-electrical installations and equipment used in explosion hazardous areas shall meet at least the requirements for use in the area concerned.

They shall be selected on the basis of the explosion groups/subgroups and temperature classes to which the substances to be carried belong (see columns (15) and (16) of Table C of Chapter 3.2).

If the list of substances on the vessel according to 1.16.1.2.5 is going to include substances for which temperature classes T4, T5 or T6 are indicated in column (15) of Table C of Chapter 3.2, then the corresponding surface temperatures within the assigned zones shall not exceed 135 °C (T4), 100 °C (T5) or 85 °C (T6).

If the list of substances on the vessel according to 1.16.1.2.5 is going to include substances for which temperature classes T1 or T2 are indicated in column (15) of Table C of Chapter 3.2, then the corresponding surface temperatures within the assigned zones shall not exceed 200 °C.

9.3.1.53.2 Except in the case of optical fibres, electrical cables shall be armoured or placed in a metallic sheath or in protective tubes.

Electrical cables for the active cathodic protection of the shell plating shall be led through thick-walled steel tubes with gastight connections up to the main deck.

9.3.1.53.3 Movable electric cables are prohibited in the explosion danger area, except for electric cables for intrinsically safe electric circuits or for connecting:

- (a) Signal lights and lighting for gangways, provided the connection point (for example, the socket) is permanently fitted to the vessel close to the signal mast or gangway;

Copyright © United Nations, 2019. All rights reserved

- (b) The power network on a vessel to a land-based power network; provided
- The electric cables and the power supply unit conform with a valid standard (for example, EN 15869-03: 2010);
  - The power supply unit and connectors are located outside of the explosion danger area.

Connecting and disconnecting sockets/connectors shall only be possible when they are not live.

9.3.1.53.4 Electrical cables of intrinsically safe circuits shall be separated from other cables not intended for use in such circuits and shall be marked (they shall not be installed together in the same string of cables and they shall not be fixed by the same cable clamps).

9.3.1.53.5 For movable electrical cables permitted under 9.3.1.53.3, only sheathed cables of type H07RN-F in accordance with standard IEC 60245-4:2011<sup>5</sup> or electrical cables of at least equivalent design having conductors with a cross-section of not less than 1.50 mm<sup>2</sup> shall be used.

#### **9.3.1.54** *Earthing*

9.3.1.54.1 The metal parts of electrical installations and equipment in the cargo area which are not live, as well as the protective metal tubes or metal sheaths of cables, in normal service shall be earthed, unless they are so arranged that they are automatically earthed by bonding to the metal structure of the vessel.

9.3.1.54.2 The provisions of 9.3.1.54.1 also apply to installations with a voltage of less than 50 Volts.

9.3.1.54.3 Independent cargo tanks, metal intermediate bulk containers and tank-containers shall be earthed.

9.3.1.54.4 Receptacles for residual products shall be capable of being earthed.

9.3.1.55 *(Reserved)*

9.3.1.56 *(Deleted)*

9.3.1.57 to 9.3.1.59 *(Reserved)*

#### **9.3.1.60** *Special equipment*

A shower and an eye and face bath shall be provided on the vessel at a location which is directly accessible from the cargo area. The water shall meet the quality of drinking water on board.

**NOTE:** *Additional decontamination substances for the purpose of avoiding corrosion of eyes and skin are allowed.*

A connection of this special equipment with the area outside the cargo zone is accepted.

A spring-loaded non-return valve shall be fitted to ensure that no gases can escape through the shower and the eye and face bath system outside the cargo area.

9.3.1.61 *(Reserved)*

<sup>5</sup> *Identical to EN 50525-2-21: 2011.*

**9.3.1.62      *Valve for degassing to reception facilities***

A permanently installed or portable spring-loaded low-pressure valve used during degassing operations to reception facilities, shall be fitted at the piping used to extract air. If the vessel's substance list, according to 1.16.1.2.5, contains substances for which explosion protection is required according to column (17) of Table C of Chapter 3.2, this valve shall be fitted with a flame arrester capable of withstanding a deflagration. When the vessel is not degassing to a reception facility, the valve shall be closed with a blind flange. The low-pressure valve shall be so installed that under other normal working conditions the vacuum valve is not activated.

*NOTE: Degassing operations are part of normal working conditions.*

9.3.1.63 to 9.3.1.70      *(Reserved)*

**9.3.1.71      *Admittance on board***

The notice boards displaying the prohibition of admittance in accordance with 8.3.3 shall be clearly legible from either side of the vessel.

9.3.1.72 and 9.3.1.73      *(Reserved)*

**9.3.1.74      *Prohibition of smoking, fire or naked light***

9.3.1.74.1      The notice boards displaying the prohibition of smoking in accordance with 8.3.4 shall be clearly legible from either side of the vessel.

9.3.1.74.2      Notice boards indicating the circumstances under which the prohibition is applicable shall be fitted near the entrances to the spaces where smoking or the use of fire or naked light is not always prohibited.

9.3.1.74.3      Ashtrays shall be provided close to each exit of the accommodation and the wheelhouse.

9.3.1.75 to 9.3.1.91      *(Reserved)*

**9.3.1.92      *Emergency exit***

Spaces the entrances or exits of which are likely to become partly or completely immersed in the damaged condition shall have an emergency exit which is situated not less than 0.10 m above the damage waterline. This does not apply to forepeak and afterpeak.

9.3.1.93 to 9.3.1.99      *(Reserved)*

**9.3.2      *Rules for construction of type C tank vessels***

The rules for construction of 9.3.2.0 to 9.3.2.99 apply to type C tank vessels.

**9.3.2.0      *Materials of construction***

9.3.2.0.1      (a)      The vessel's hull and the cargo tanks shall be constructed of shipbuilding steel or other at least equivalent metal.

The independent cargo tanks may also be constructed of other materials, provided these have at least equivalent mechanical properties and resistance against the effects of temperature and fire.

(b)      Every part of the vessel including any installation and equipment which may come into contact with the cargo shall consist of materials which can neither be dangerously

Copyright © United Nations, 2019. All rights reserved

affected by the cargo nor cause decomposition of the cargo or react with it so as to form harmful or hazardous products. In case it has not been possible to examine this during classification and inspection of the vessel a relevant reservation shall be entered in the vessel substance list according to 1.16.1.2.5.

(c) Venting piping shall be protected against corrosion.

9.3.2.0.2 Except where explicitly permitted in 9.3.2.0.3 below or in the certificate of approval, the use of wood, aluminium alloys, plastic materials or rubber within the cargo area is prohibited.

9.3.2.0.3 The use of wood, aluminium alloys, plastic materials or rubber in the cargo area is permitted as shown in the following table:

<b>The use of wood, aluminium alloys, plastic materials or rubber is permitted only for:</b>				
	<b>(X indicates permitted)</b>			
	<b>Wood</b>	<b>Aluminium alloys</b>	<b>Plastic material</b>	<b>Rubber</b>
Gangways	X	X	X	X
External ladders and passageways (gangways) *)		X	X	X
Cleaning equipment, e.g. brooms	X		X	X
Movable equipment e.g. fire extinguishers, portable gas detectors, rescue winches		X	X	X
Fenders	X		X	X
Mooring cables, fender ropes			X	
Chocking of cargo tanks which are independent of the vessel's hull and chocking of installations and equipment	X		X	
Masts and similar round timber	X	X	X	
Engine parts		X	X	
Protective covers of engines and pumps			X	
Parts of the electrical installation		X	X	
Parts of the loading and unloading installation, e.g., gaskets		X	X	X
Boxes, cabinets or other receptacles placed on the deck for storage of disposal and recovery equipment for capstans, extinguishers, fire hoses, waste, etc.		X	X	
Supports and stops of any kind	X		X	
Ventilators, including hose assemblies for ventilation		X	X	
Parts of the water spray system, the shower and the eye and face bath		X	X	
Insulation of cargo tanks and of piping for loading and unloading, gas discharge pipes and heating pipes			X	X
Coating of cargo tanks and of piping for loading and unloading		X	X	X
All kinds of gaskets (e.g. for dome or hatch covers)			X	X
Cables for electrical equipment			X	X
Mat under hose assemblies for loading and unloading piping system			X	X

Copyright © United Nations, 2019. All rights reserved

The use of wood, aluminium alloys, plastic materials or rubber is permitted only for: (X indicates permitted)				
	Wood	Aluminium alloys	Plastic material	Rubber
Fire hoses, air hoses, hoses for cleaning the deck, etc.			X	X
Sampling equipment and bottles			X	
Photo-optical copies of the certificate of approval according to 8.1.2.6 or 8.1.2.7, and of the vessel's certificate, the measurement certificate and the Rhine navigation membership certificate		X	X	
Drip trays			X	
(*) Take account of 9.3.1.0.5, 9.3.2.0.5 or 9.3.3.0.5, as appropriate				
Aluminium gauging rods are permitted, provided that they are fitted with brass feet or protected in another way to avoid sparking.				

All permanently fitted materials in the accommodation or wheelhouse, with the exception of furniture, shall not readily ignite. They shall not evolve fumes or toxic gases in dangerous quantities, if involved in a fire.

9.3.2.0.4 The paint used in the cargo area shall not be liable to produce sparks in case of impact.

9.3.2.0.5 The use of plastic material for a vessel's boats is permitted only if the material does not readily ignite. Except where explicitly permitted in 9.3.2.0.3 or in the certificate of approval, the use of wood, aluminium alloys, plastic materials or rubber is prohibited.

The use of aluminium alloys or plastic material for passageways (gangways) in the cargo area is permitted only if the material does not readily ignite or conduct electricity.

#### 9.3.2.1 Vessel record

**NOTE:** For the purpose of this paragraph, the term "owner" has the same meaning as in 1.16.0.

The vessel record shall be retained by the owner who shall be able to provide this documentation at the request of the competent authority and the recognized classification society.

The vessel record shall be maintained and updated throughout the life of the vessel and shall be retained for 6 months after the vessel is taken out of service.

Should a change of owner occur during the life of the vessel the vessel record shall be transferred to the new owner.

Copies of the vessel record or all necessary documents shall be made available on request to the competent authority for the issuance of the certificate of approval and for the recognized classification society or inspection body for first inspection, periodic inspection, special inspection or exceptional checks.

9.3.2.2 to 9.3.2.7 (Reserved)

Copyright © United Nations, 2019. All rights reserved

### **9.3.2.8**      *Classification*

9.3.2.8.1      The tank vessel shall be built under the survey of a recognised classification society and be classed in its highest class.

The vessel's highest class shall be continued. This shall be confirmed by an appropriate certificate issued by the recognized classification society (certificate of class).

The design pressure and the test pressure of cargo tanks shall be entered in the certificate.

If a vessel has cargo tanks with different valve opening pressures, the design and test pressures of each tank shall be entered in the certificate.

The recognized classification society shall draw up a vessel substance list mentioning all the dangerous goods accepted for carriage by the tank vessel (see also 1.16.1.2.5).

9.3.2.8.2 and 9.3.2.8.3      *(Deleted)*

9.3.2.8.4      The conformity of the documents required in 8.1.2.3 (r) to (v) with the circumstances on board shall be inspected by a recognized classification society, an inspection body or by a person authorized for that purpose by the competent authority whenever the certificate of approval is renewed and, in addition, once during the third year of validity of the certificate of approval. A signed certificate must be available on board.

9.3.2.9      *(Reserved)*

### **9.3.2.10**      *Protection against the penetration of dangerous gases and the spreading of dangerous liquids*

9.3.2.10.1      The vessel shall be designed so as to prevent dangerous gases and liquids from penetrating into the accommodation, wheelhouse and service spaces. None of the windows in these spaces shall be capable of being opened unless its intended use is as an emergency exit and it is marked as such.

9.3.2.10.2      Liquid-tight protective coamings shall be fitted on deck at the height of the external bulkheads of the cargo tanks, at a maximum distance of 0.60 m from the outer cofferdam bulkheads or the hold end bulkheads. The protective coamings shall either extend over the entire width of the vessel or be fixed between the longitudinal spill coamings so as to prevent liquids from entering the forepeak and afterpeak. The height of the protective coamings and the spill coamings shall be at least 0.075 m. The protective coaming may correspond to the protection wall prescribed in 9.3.2.10.3 if the protection wall extends across the entire width of the vessel.

9.3.2.10.3      If the list of substances on the vessel according to 1.16.1.2.5 is going to include substances that require explosion protection in accordance with column (17) of Table C of Chapter 3.2, then the use of installations and equipment that are not of at least the 'limited explosion risk' type is not permitted during loading and unloading operations in parts of the deck outside the cargo area, unless those parts are protected against the penetration of gases and liquids by a gas- and liquid-tight protection wall. The wall must either extend over the full width of the vessel or surround the areas to be protected in a U-shaped form. The wall must cover the whole width of the area to be protected and at least 1.00 m in the direction opposite to the cargo area (see Classification of zones diagram). The height of the wall shall be at least 1.00 m above the adjacent cargo deck area in the cargo area. The outer wall and side walls of the accommodation can be considered as a protection wall if they do not include openings and if the dimensions are complied with.

Copyright © United Nations, 2019. All rights reserved

A protection wall is not required where the distance between the areas to be protected and the high velocity vent valve, the shore connections of the piping for loading and unloading, the compressor on deck and the opening of the closest pressure tanks is at least 12.00 m.

- 9.3.2.10.4 On deck, the lower edges of door-openings in the sidewalls of superstructures and the sills of hatches and ventilation openings of premises located under the deck shall have a height of not less than 0.50 m above the deck.

This requirement does not apply to access openings to double-hull spaces and double bottoms.

- 9.3.1.10.5 The bulwarks, foot-rails, etc., shall be provided with sufficiently large openings which are located directly above the deck.

### 9.3.2.11 *Hold spaces and cargo tanks*

- 9.3.2.11.1 (a) The maximum permissible capacity of a cargo tank shall be determined in accordance with the following table:

$L \times B \times H$ (m <sup>3</sup> )	Maximum permissible capacity of a cargo tank (m <sup>3</sup> )
up to 600	$L \times B \times H \times 0.3$
600 to 3 750	$180 + (L \times B \times H - 600) \times 0.0635$
> 3 750	380

Alternative constructions in accordance with 9.3.4 are permitted.

In the table above  $L \times B \times H$  is the product of the main dimensions of the tank vessel in metres (according to the measurement certificate), where:

L = overall length of the hull in m;

B = extreme breadth of the hull in m;

H = shortest vertical distance in m between the top of the keel and the lowest point of the deck at the side of the vessel (moulded depth) within the cargo area.

- (b) The relative density of the substances to be carried shall be taken into consideration in the design of the cargo tanks. The maximum relative density shall be indicated in the certificate of approval;
- (c) When the vessel is provided with pressure cargo tanks, these tanks shall be designed for a working pressure of 400 kPa (4 bar);
- (d) For vessels with a length of not more than 50.00 m, the length of a cargo tank shall not exceed 10.00 m; and

For vessels with a length of more than 50.00 m, the length of a cargo tank shall not exceed 0.20 L;

This provision does not apply to vessels with independent built-in cylindrical tanks having a length to diameter ratio  $\leq 7$ .

- 9.3.2.11.2 (a) In the cargo area (except cofferdams) the vessel shall be designed as a flush-deck double-hull vessel, with double-hull spaces and double bottoms, but without a trunk;



Copyright © United Nations, 2019. All rights reserved

Cargo tanks independent of the vessel's hull and refrigerated cargo tanks may only be installed in a hold space which is bounded by double-hull spaces and double bottoms in accordance with 9.3.2.11.8 below. The cargo tanks shall not extend beyond the deck;

- (b) The cargo tanks independent of the vessel's hull shall be fixed so that they cannot float. Refrigerated cargo tank fastenings shall meet the requirements of a recognised classification society;
- (c) The capacity of a suction well shall be limited to not more than 0.10 m<sup>3</sup>;
- (d) Side-struts linking or supporting the load-bearing components of the sides of the vessel with the load-bearing components of the longitudinal walls of cargo tanks and side-struts linking the load-bearing components of the vessel's bottom with the tank-bottom are prohibited;
- (e) A local recess in the cargo deck, contained on all sides, with a depth greater than 0.10 m, designed to house the cargo pump, is permitted if it fulfils the following conditions:
  - The recess shall not be greater than 1.00 m in depth;
  - The recess shall be located not less than 6.00 m from entrances and openings to accommodation and service spaces outside the cargo area;
  - The recess shall be located at a minimum distance from the side plating equal to one quarter of the vessel's breadth;
  - All pipes linking the recess to the cargo tanks shall be fitted with shut-off devices fitted directly on the bulkhead;
  - All the controls required for the equipment located in the recess shall be activated from the deck;
  - It shall be possible to drain the recess using a system installed on deck in the cargo area and independent of any other system;
  - The recess shall be provided with a level alarm device which activates the draining system and triggers a visual and audible alarm in the wheelhouse and on the deck when liquid accumulates at the bottom;
  - When the recess is located above the cofferdam, the engine room bulkhead shall have an insulation of Class "A-60" as defined in SOLAS 74, Chapter II-2, Regulation 3;
  - When the cargo area is fitted with a water-spray system, electrical equipment located in the recess shall be protected against infiltration of water;
  - Pipes connecting the recess to the hull shall not pass through the cargo tanks;
- (f) If the list of substances on the vessel according to 1.16.1.2.5 is going to include substances that require explosion protection in accordance with column (17) of Table C of Chapter 3.2 and the recess is deeper than 0.50 m, then it shall be provided with a permanent gas detection system which automatically indicates the presence of flammable gases by means of direct-measuring sensors and actuates a visual and audible alarm when the gas concentration has reached 20% of the LEL of the cargo or 20% of the LEL of n-Hexane, whichever is the more critical value. The sensors of this system shall be placed at suitable positions at the bottom of the recess.

Copyright © United Nations, 2019. All rights reserved

Measurement shall be continuous.

Visual and audible alarms shall be installed in the wheelhouse and on deck and, when the alarm is actuated, the vessel loading and unloading system shall be shut down. Failure of the gas detection system shall be immediately signalled in the wheelhouse and on deck by means of visual and audible alarms.

The alarm shall be automatically relayed to the accommodation if it has not been switched off.

- 9.3.2.11.3 (a) The cargo tanks shall be separated by cofferdams of at least 0.60 m in width from the accommodation, engine rooms and service spaces outside the cargo area below deck or, if there are no such accommodation, engine rooms and service spaces, from the vessel's ends. Where the cargo tanks are installed in a hold space, a space of not less than 0.50 m shall be provided between such tanks and the end bulkheads of the hold space. In this case an end bulkhead of Class "A-60" as defined in SOLAS 74, Chapter II-2, Regulation 3, shall be deemed equivalent to a cofferdam. For pressure cargo tanks, the 0.50 m distance may be reduced to 0.20 m;
- (b) Hold spaces, cofferdams and cargo tanks shall be capable of being inspected;
- (c) All spaces in the cargo area shall be capable of being ventilated. It has to be possible to check their gas-free condition.

- 9.3.2.11.4 The bulkheads bounding the cargo tanks, cofferdams and hold spaces shall be watertight. The cargo tanks and the bulkheads bounding the cargo area shall have no openings or penetrations below deck.

The bulkhead between the engine room and the cofferdam or service space in the cargo area or between the engine room and a hold space may be fitted with penetrations provided that they conform to the provisions of 9.3.2.17.5.

The bulkhead between the cargo tank and the cargo pump-room below deck may be fitted with penetrations provided that they conform to the provisions of 9.3.2.17.6. The bulkheads between the cargo tanks may be fitted with penetrations provided that the loading or unloading piping are fitted with shut-off devices in the cargo tank from which they come. These shut-off devices shall be operable from the deck.

- 9.3.2.11.5 Double-hull spaces and double bottoms in the cargo area shall be arranged for being filled with ballast water only. Double bottoms may, however, be used as oil fuel tanks, provided they comply with the provisions of 9.3.2.32.

- 9.3.2.11.6 (a) A cofferdam, the centre part of a cofferdam or another space below deck in the cargo area may be arranged as a service space, provided the bulkheads bounding the service space extend vertically to the bottom. This service space shall only be accessible from the deck;
- (b) The service space shall be watertight with the exception of its access hatches and ventilation inlets;
- (c) No piping for loading and unloading shall be fitted within the service space referred to under (a) above;

Piping for loading and unloading may be fitted in the cargo pump-rooms below deck only when they conform to the provisions of 9.3.2.17.6.

Copyright © United Nations, 2019. All rights reserved

9.3.2.11.7 For double-hull construction with the cargo tanks integrated in the vessel's structure, the distance between the side wall of the vessel and the longitudinal bulkhead of the cargo tanks shall be not less than 1.00 m. A distance of 0.80 m may however be permitted, provided that, compared with the scantling requirements specified in the rules for construction of a recognised classification society, the following reinforcements have been made:

- (a) 25% increase in the thickness of the deck stringer plate;
- (b) 15% increase in the side plating thickness;
- (c) Arrangement of a longitudinal framing system at the vessel's side, where depth of the longitudinals shall be not less than 0.15 m and the longitudinals shall have a face plate with the cross-sectional area of at least 7.0 cm<sup>2</sup>;
- (d) The stringer or longitudinal framing systems shall be supported by web frames, and like bottom girders fitted with lightening holes, at a maximum spacing of 1.80 m. These distances may be increased if the longitudinals are strengthened accordingly.

When a vessel is built according to the transverse framing system, a longitudinal stringer system shall be arranged instead of (c) above. The distance between the longitudinal stringers shall not exceed 0.80 m and their depth shall be not less than 0.15 m, provided they are completely welded to the frames. The cross-sectional area of the facebar or faceplate shall be not less than 7.0 cm<sup>2</sup> as in (c) above. Where cut-outs are arranged in the stringer at the connection with the frames, the web depth of the stringer shall be increased with the depth of cut-outs.

The mean depth of the double bottoms shall be not less than 0.70 m. It shall, however, never be less than 0.60 m.

The depth below the suction wells may be reduced to 0.50 m.

Alternative constructions in accordance with 9.3.4 are permitted.

9.3.2.11.8 When a vessel is built with cargo tanks located in a hold space or refrigerated cargo tanks, the distance between the double walls of the hold space shall be not less than 0.80 m and the depth of the double bottom shall be not less than 0.60 m.

9.3.2.11.9 Where service spaces are located in the cargo area under deck, they shall be arranged so as to be easily accessible and to permit persons wearing protective clothing and breathing apparatus to safely operate the service equipment contained therein. They shall be designed so as to allow injured or unconscious personnel to be removed from such spaces without difficulties, if necessary by means of fixed equipment.

9.3.2.11.10 Cofferdams, double-hull spaces, double bottoms, cargo tanks, hold spaces and other accessible spaces within the cargo area shall be arranged so that they may be completely inspected and cleaned in an appropriate manner. The dimensions of openings except for those of double-hull spaces and double bottoms which do not have a wall adjoining the cargo tanks shall be sufficient to allow a person wearing breathing apparatus to enter or leave the space without difficulties. These openings shall have a minimum cross-sectional area of 0.36 m<sup>2</sup> and a minimum side length of 0.50 m. They shall be designed so as to allow an injured or unconscious person to be removed from the bottom of such a space without difficulties, if necessary by means of fixed equipment. In these spaces the distance between the reinforcements shall not be less than 0.50 m. In double bottoms this distance may be reduced to 0.45 m.

Cargo tanks may have circular openings with a diameter of not less than 0.68 m.

Copyright © United Nations, 2019. All rights reserved

### 9.3.2.12 *Ventilation*

9.3.2.12.1 Each hold space shall have two openings the dimensions and location of which shall be such as to permit effective ventilation of any part of the hold space. If there are no such openings, it shall be possible to fill the hold spaces with inert gas or dry air.

9.3.2.12.2 Double-hull spaces and double bottoms within the cargo area which are not arranged for being filled with ballast water, hold spaces and cofferdams shall be provided with ventilation systems.

9.3.2.12.3 (a) A service space located within the cargo area below deck shall be provided with a ventilation system. The capacity of the fans shall be sufficient to ensure 20 complete changes of air per hour based on the volume of the service space.

The ventilation exhaust ducts shall extend down to 50 mm above the bottom of the service space. The air shall be supplied through a duct at the top of the service space.

(b) If the list of substances on the vessel according to 1.16.1.2.5 is going to include substances that require explosion protection in accordance with column (17) of Table C of Chapter 3.2, then the air inlets shall be located not less than 2.00 m above the deck, at a distance of not less than 2.00 m from tank openings and 6.00 m from the outlets of safety valves.

The extension pipes which may be necessary may be of the hinged type.

9.3.2.12.4 (a) Ventilation shall be provided for the accommodation, wheelhouse and service spaces.

(b) The ventilation system in such spaces shall meet the following requirements:

(i) The air intakes shall be located as far away as possible, and not less than 6.00 m from the protected area and not less than 2.00 m above the deck;

(ii) Pressure of at least 0.1 kPa (0.001 bar) may be maintained in the premises;

(iii) A breakdown alarm is integrated;

(iv) The ventilation system, including the breakdown alarm, shall be at least of the 'limited explosion risk' type;

(v) A gas detection system conforming to conditions 1. to 4. below is connected to the ventilation system:

1. It is appropriate at least for use in zone 1, explosion group IIC and temperature class T6;

2. It is equipped with sensors;

– On the suction inlets of the ventilation systems; and

– Directly below the top edge of the sill of the entrance doors;

3. Its t90 response time is lower than or equal to 4 s;

4. Measurement shall be continuous;

(vi) In the service spaces, the ventilation system is linked to the emergency lighting, which shall be at least of the 'limited explosion risk' type;

This emergency lighting is not necessary if the lighting installations in the service spaces are of at least the 'limited explosion risk' type;

Copyright © United Nations, 2019. All rights reserved

- (vii) The suction of the ventilation system and installations and equipment that do not meet the requirements set out in 9.3.2.51 (a) and (b) and 9.3.2.52.1 must be shut down when a concentration of 20% of LEL of n-Hexane is reached;

The switching-off shall be indicated in the accommodation and wheelhouse by visual and audible signals;

- (viii) In the event of failure of the ventilation system or the gas detection installations in the accommodation, installations and equipment in the accommodation that do not meet the requirements set out in 9.3.2.51 (a) and (b) and 9.3.2.52.1 must be stopped;

The failure shall be indicated in the accommodation, the wheelhouse and on the deck by visual and audible signals;

- (ix) In the event of failure of the ventilation system or the gas detection installations in the wheelhouse or service spaces, installations and equipment in those spaces that do not meet the requirements set out in 9.3.2.51 (a) and (b) and 9.3.2.52.1 must be shut down;

The failure shall be indicated in the wheelhouse and on the deck by visual and audible signals. The alarm must be relayed to the accommodation automatically if it has not been switched off;

- (x) Any switching-off shall take place immediately and automatically and, if necessary, shall activate the emergency lighting;

The automatic switch-off device is set so that no automatic switching-off may occur while the vessel is under way;

- (c) If there is no ventilation system or the ventilation system of a space does not comply with all the requirements set out in (b) above, any installations or equipment present in that space that may, if switched on, give rise to surface temperatures higher than those mentioned in 9.3.2.51 (a) and (b) or that do not meet the requirements set out in 9.3.2.52.1 must be capable of being switched off.

9.3.2.12.5 *(Deleted)*

9.3.2.12.6 Notice boards shall be fitted at the ventilation inlets indicating the conditions under which they shall be closed. All ventilation inlets of accommodation, wheelhouse and service spaces leading to the open air outside the cargo area shall be fitted with devices permanently fixed according to 9.3.2.40.2.2 (c), enabling them to be closed rapidly. It shall be clear whether they are open or closed.

Such ventilation inlets shall be located not less than 2.00 m from the cargo area.

Ventilation inlets of service spaces in the cargo area may be located within that area.

9.3.2.12.7 *(Deleted)*

### **9.3.2.13 *Stability (general)***

9.3.2.13.1 Proof of sufficient stability shall be furnished including for stability in damaged condition.

9.3.2.13.2 The basic values for the stability calculation - the vessel's lightweight and location of the centre of gravity - shall be determined either by means of an inclining experiment or by detailed mass and moment calculation. In the latter case the lightweight of the vessel shall be

Copyright © United Nations, 2019. All rights reserved

checked by means of a lightweight test with a tolerance limit of  $\pm 5\%$  between the mass determined by calculation and the displacement determined by the draught readings.

- 9.3.2.13.3 Proof of sufficient intact stability shall be furnished for all stages of loading and unloading and for the final loading condition for all the relative densities of the substances transported contained in the vessel substance list according to 1.16.1.2.5.

For every loading operation, taking account of the actual fillings and floating position of cargo tanks, ballast tanks and compartments, drinking water and sewage tanks and tanks containing products for the operation of the vessel, the vessel shall comply with the intact and damage stability requirements.

Intermediate stages during operations shall also be taken into consideration.

The proof of sufficient stability shall be shown for every operating, loading and ballast condition in the stability booklet, to be approved by the recognized classification society, which classes the vessel. If it is impractical to pre-calculate the operating, loading and ballast conditions, a loading instrument approved by the recognised classification society which classes the vessel shall be installed and used which contains the contents of the stability booklet.

**NOTE:** A stability booklet shall be worded in a form comprehensible for the responsible master and containing the following details:

*General description of the vessel:*

- *General arrangement and capacity plans indicating the assigned use of compartments and spaces (cargo tanks, stores, accommodation, etc.);*
- *A sketch indicating the position of the draught marks referring to the vessel's perpendiculars;*
- *A scheme for ballast/bilge pumping and overflow prevention systems;*
- *Hydrostatic curves or tables corresponding to the design trim, and, if significant trim angles are foreseen during the normal operation of the vessel, curves or tables corresponding to such range of trim are to be introduced;*
- *Cross curves or tables of stability calculated on a free trimming basis, for the ranges of displacement and trim anticipated in normal operating conditions, with an indication of the volumes which have been considered buoyant;*
- *Tank sounding tables or curves showing capacities, centres of gravity, and free surface data for all cargo tanks, ballast tanks and compartments, drinking water and sewage water tanks and tanks containing products for the operation of the vessel;*
- *Lightship data (weight and centre of gravity) resulting from an inclining test or deadweight measurement in combination with a detailed mass balance or other acceptable measures. Where the above-mentioned information is derived from a sister vessel, the reference to this sister vessel shall be clearly indicated, and a copy of the approved inclining test report relevant to this sister vessel shall be included;*
- *A copy of the approved test report shall be included in the stability booklet;*
- *Operating loading conditions with all relevant details, such as:*

Copyright © United Nations, 2019. All rights reserved

- *Lightship data, tank fillings, stores, crew and other relevant items on board (mass and centre of gravity for each item, free surface moments for liquid loads);*
- *Draughts amidships and at perpendiculars;*
- *Metacentric height corrected for free surfaces effect;*
- *Righting lever values and curve;*
- *Longitudinal bending moments and shear forces at read-out points;*
- *Information about openings (location, type of tightness, means of closure); and*
- *Information for the master;*
- *Calculation of the influence of ballast water on stability with information on whether fixed level gauges for ballast tanks and compartments have to be installed or whether the ballast tanks or compartments shall be completely full or completely empty when underway.*

9.3.2.13.4 Floatability after damage shall be proved for the most unfavourable loading condition. For this purpose, calculated proof of sufficient stability shall be established for critical intermediate stages of flooding and for the final stage of flooding.

#### **9.3.2.14 *Stability (intact)***

9.3.2.14.1 The requirements for intact stability resulting from the damage stability calculation shall be fully complied with.

9.3.2.14.2 For vessels with cargo tanks of more than 0.70 B in width, proof shall be furnished that the following stability requirements have been complied with:

- (a) In the positive area of the righting lever curve up to immersion of the first non-watertight opening there shall be a righting lever (GZ) of not less than 0.10 m;
- (b) The surface of the positive area of the righting lever curve up to immersion of the first non-watertight opening and in any event up to an angle of heel  $\leq 27^\circ$  shall not be less than 0.024 m.rad;
- (c) The metacentric height (GM) shall be not less than 0.10 m.

These conditions shall be met bearing in mind the influence of all free surfaces in tanks for all stages of loading and unloading.

9.3.2.14.3 The most stringent requirement of 9.3.2.14.1 and 9.3.2.14.2 is applicable to the vessel.

#### **9.3.2.15 *Stability (damaged condition)***

9.3.2.15.1 The following assumptions shall be taken into consideration for the damaged condition:

- (a) The extent of side damage is as follows:

longitudinal extent:	at least 0.10 L, but not less than 5.00 m;
transverse extent:	0.79 m inboard from the vessel's side at right angles to the centreline at the level corresponding to the maximum draught, or when applicable, the distance allowed by section 9.3.4, reduced by 0.01 m;

Copyright © United Nations, 2019. All rights reserved

vertical extent: from the base line upwards without limit.

(b) The extent of bottom damage is as follows:

longitudinal extent: at least 0.10 L, but not less than 5.00 m;  
 transverse extent: 3.00 m;  
 vertical extent: from the base 0.59 m upwards, the sump excepted.

(c) Any bulkheads within the damaged area shall be assumed damaged, which means that the location of bulkheads shall be chosen so as to ensure that the vessel remains afloat after the flooding of two or more adjacent compartments in the longitudinal direction.

The following provisions are applicable:

- For bottom damage, adjacent athwartship compartments shall also be assumed as flooded;
- The lower edge of any non-watertight openings (e.g. doors, windows, access hatchways) shall, at the final stage of flooding, be not less than 0.10 m above the damage waterline;
- In general, permeability shall be assumed to be 95%. Where an average permeability of less than 95% is calculated for any compartment, this calculated value obtained may be used.

However, the following minimum values shall be used:

- engine rooms: 85%;
- accommodation: 95%;
- double bottoms, oil fuel tanks, ballast tanks, etc., depending on whether, according to their function, they have to be assumed as full or empty for the vessel floating at the maximum permissible draught: 0% or 95%.

For the main engine room only the one-compartment standard need be taken into account, i.e. the end bulkheads of the engine room shall be assumed as not damaged.

9.3.2.15.2 For the intermediate stage of flooding the following criteria have to be fulfilled:

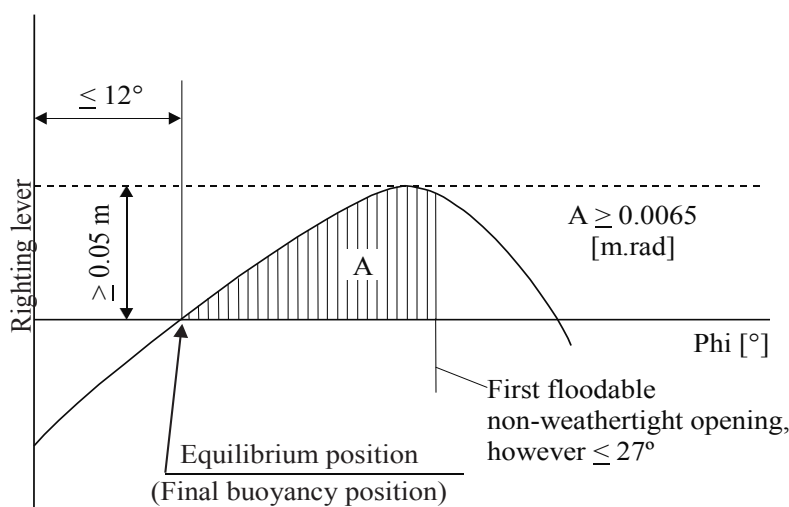
$GZ \geq 0.03m$   
 Range of positive GZ: 5°.

At the stage of equilibrium (final stage of flooding), the angle of heel shall not exceed 12°. Non-watertight openings shall not be flooded before reaching the stage of equilibrium. If such openings are immersed before that stage, the corresponding spaces shall be considered as flooded for the purpose of the stability calculation.

The positive range of the righting lever curve beyond the stage of equilibrium shall have a righting lever of  $\geq 0.05$  m in association with an area under the curve of  $\geq 0.0065$  m.rad. The minimum values of stability shall be satisfied up to immersion of the first non-watertight opening and in any event up to an angle of heel  $\leq 27^\circ$ . If non-watertight openings are immersed before that stage, the corresponding spaces shall be considered as flooded for the purposes of stability calculation.



Copyright © United Nations, 2019. All rights reserved



9.3.2.15.3 If openings through which undamaged compartments may additionally become flooded are capable of being closed watertight, the closing appliances shall be marked accordingly.

9.3.2.15.4 Where cross- or down-flooding openings are provided for reduction of unsymmetrical flooding, the time for equalisation shall not exceed 15 minutes, if during the intermediate stages of flooding sufficient stability has been proved.

### 9.3.2.16 *Engine rooms*

9.3.2.16.1 Internal combustion engines for the vessel's propulsion as well as internal combustion engines for auxiliary machinery shall be located outside the cargo area. Entrances and other openings of engine rooms shall be at a distance of not less than 2.00 m from the cargo area.

9.3.2.16.2 The engine rooms shall be accessible from the deck; the entrances shall not face the cargo area. Where the doors are not located in a recess whose depth is at least equal to the door width, the hinges shall face the cargo area.

### 9.3.2.17 *Accommodation and service spaces*

9.3.2.17.1 Accommodation spaces and the wheelhouse shall be located outside the cargo area forward of the fore vertical plane or abaft the aft vertical plane bounding the part of the cargo area below deck. Windows of the wheelhouse which are located not less than 1.00 m above the bottom of the wheelhouse may tilt forward.

9.3.2.17.2 Entrances to spaces and openings of superstructures shall not face the cargo area. Doors opening outward and not located in a recess the depth of which is at least equal to the width of the doors shall have their hinges face the cargo area.

9.3.2.17.3 Entrances from the deck and openings of spaces facing the weather shall be capable of being closed. The following instruction shall be displayed at the entrance of such spaces:

**Do not open during loading, unloading and degassing  
without the permission of the master.  
Close immediately.**

Copyright © United Nations, 2019. All rights reserved

- 9.3.2.17.4 Entrances and windows of superstructures and accommodation spaces which can be opened as well as other openings of these spaces shall be located not less than 2.00 m from the cargo area. No wheelhouse doors and windows shall be located within 2.00 m from the cargo area, except where there is no direct connection between the wheelhouse and the accommodation.
- 9.3.2.17.5
- (a) Driving shafts of the bilge or ballast pumps in the cargo area may penetrate through the bulkhead between the service space and the engine room, provided the arrangement of the service space is in compliance with 9.3.2.11.6.
  - (b) The penetration of the shaft through the bulkhead shall be gastight and shall have been approved by a recognised classification society.
  - (c) The necessary operating instructions shall be displayed.
  - (d) Penetrations through the bulkhead between the engine room and the service space in the cargo area and the bulkhead between the engine room and the hold spaces may be provided for electrical cables, hydraulic and piping for measuring, control and alarm systems, provided that the penetration have been approved by a recognised classification society. The penetrations shall be gastight. Penetrations through a bulkhead of Class "A-60" as defined in SOLAS 74, Chapter II-2, Regulation 3, shall have an equivalent fire protection.
  - (e) Pipes may penetrate the bulkhead between the engine room and the service space in the cargo area provided that these are pipes between the mechanical equipment in the engine room and the service space which do not have any openings within the service space and which are provided with shut-off devices at the bulkhead in the engine room.
  - (f) Notwithstanding 9.3.2.11.4, pipes from the engine room may pass through the service space in the cargo area or a cofferdam or a hold space or a double-hull space to the outside provided that within the service space or cofferdam or hold space or double-hull space they are of the thick-walled type and have no flanges or openings.
  - (g) Where a driving shaft of auxiliary machinery penetrates through a wall located above the deck the penetration shall be gastight.
- 9.3.2.17.6 A service space located within the cargo area below deck shall not be used as a cargo pump-room for the loading and unloading system, except where:
- The cargo pump-room is separated from the engine room or from service spaces outside the cargo area by a cofferdam or a bulkhead with an insulation of Class "A-60" as defined in SOLAS 74, Chapter II-2, Regulation 3, or by a service space or a hold space;
  - The "A-60" bulkhead required above does not include penetrations referred to in 9.3.2.17.5 (a);
  - Ventilation exhaust outlets are located not less than 6.00 m from entrances and openings of the accommodation, wheelhouse and service spaces outside the cargo area;
  - The access hatches and ventilation inlets can be closed from the outside;
  - All piping for loading and unloading as well as that of stripping systems is provided with shut-off devices at the pump suction side in the cargo pump-room immediately at the bulkhead. The necessary operation of the control devices in the pump-room, starting of pumps and control of the liquid flow rate shall be effected from the deck;

Copyright © United Nations, 2019. All rights reserved

- The bilge of the cargo pump-room is equipped with a gauging device for measuring the filling level which activates a visual and audible alarm in the wheelhouse when liquid is accumulating in the cargo pump-room bilge;
- The cargo pump room is provided with a permanent oxygen detection system which automatically indicates the amount of oxygen and which actuates a visual and audible alarm when the oxygen concentration has reached 19.5% by volume. The sensors of this system shall be placed at suitable positions at the bottom and at a height of 2.00 m. Measurement shall be continuous and displayed near to the entrance. Audible and visual alarms shall be installed in the wheelhouse and in the cargo pump-room and, when the alarm is actuated, the loading and unloading system shall be shut down;
- Failure of the oxygen measuring system shall activate a visual and audible alarm in the wheelhouse and on deck. The alarm must be relayed to the accommodation automatically if it has not been switched off;
- The ventilation system prescribed in 9.3.2.12.3 has a capacity sufficient to ensure not less than 30 changes of air per hour based on the total volume of the service space.

If the list of substances on the vessel according to 1.16.1.2.5 is going to include substances that require explosion protection in accordance with column (17) of Table C of Chapter 3.2, then the cargo pump room shall also be provided with a permanent gas detection system which automatically indicates the presence of flammable gases and actuates a visual and audible alarm when the gas concentration has reached 20% of the LEL of the cargo or 20% of the LEL of n-Hexane, whichever gives the more critical value.

The sensors of this gas detection system shall be placed at suitable positions at the bottom and directly below the deck. Measurement shall be continuous and displayed near to the entrance.

Audible and visual alarms shall be installed in the wheelhouse and in the cargo pump-room and, when the alarm is actuated, the loading and unloading system shall be shut down.

Any failure of the gas detection system shall be immediately signalled in the wheelhouse and on deck by a visual and audible warning. The alarm must be relayed to the accommodation automatically if it has not been switched off.

9.3.2.17.7 The following instruction shall be displayed at the entrance of the cargo pump-room:

**Before entering the cargo pump-room check whether  
it is free from gases and contains sufficient oxygen.  
Do not open doors and entrance openings without  
the permission of the master.  
Leave immediately in the event of alarm.**

#### 9.3.2.18 *Inerting facility*

In cases in which inerting or blanketing of the cargo is prescribed, the vessel shall be equipped with an inerting system.

This system shall be capable of maintaining a permanent minimum pressure of 7 kPa (0.07 bar) in the spaces to be inerted. In addition, the inerting system shall not increase the pressure in the cargo tank to a pressure greater than that at which the pressure valve is regulated. The set pressure of the vacuum-relief valve shall be 3.5 kPa (0.035 bar).

A sufficient quantity of inert gas for loading or unloading shall be carried or produced on board if it is not possible to obtain it on shore. In addition, a sufficient quantity of inert gas to offset normal losses occurring during carriage shall be on board.

Copyright © United Nations, 2019. All rights reserved

The premises to be inerted shall be equipped with connections for introducing the inert gas and monitoring systems so as to ensure the correct atmosphere on a permanent basis.

When the pressure or the concentration of inert gas in the gaseous phase falls below a given value, this monitoring system shall activate an audible and visible alarm in the wheelhouse. When the wheelhouse is unoccupied, the alarm shall also be perceptible in a location occupied by a crew member.

9.3.2.19 *(Reserved)*

**9.3.2.20** *Arrangement of cofferdams*

9.3.2.20.1 Cofferdams or cofferdam compartments remaining once a service space has been arranged in accordance with 9.3.2.11.6 shall be accessible through an access hatch.

9.3.2.20.2 Cofferdams shall be capable of being filled with water and emptied by means of a pump. Filling shall be effected within 30 minutes. These requirements are not applicable when the bulkhead between the engine room and the cofferdam comprises fire-protection insulation "A-60" in accordance with SOLAS 74, Chapter II-2, Regulation 3, or has been fitted out as a service space. The cofferdams shall not be fitted with inlet valves.

9.3.2.20.3 No fixed pipe shall permit connection between a cofferdam and other piping of the vessel outside the cargo area.

9.3.2.20.4 If the list of substances on the vessel according to 1.16.1.2.5 is going to include substances that require explosion protection in accordance with column (17) of Table C of Chapter 3.2 then the ventilation openings of cofferdams shall be fitted with a flame arrester capable of withstanding a deflagration. The flame arresters shall be chosen according to the explosion groups/subgroups of the substances foreseen for inclusion in the list of substances on the vessel (see column (16) of Table C of Chapter 3.2).

**9.3.2.21** *Safety and control installations*

9.3.2.21.1 Cargo tanks shall be provided with the following equipment:

- (a) a mark inside the tank indicating the liquid level of 95%;
- (b) a level gauge;
- (c) a level alarm device which is activated at the latest when a degree of filling of 90% is reached;
- (d) a high level sensor for actuating the facility against overflowing at the latest when a degree of filling of 97.5% is reached;
- (e) an instrument for measuring the pressure of the vapour phase inside the cargo tank;
- (f) an instrument for measuring the temperature of the cargo, if in column (9) of Table C of Chapter 3.2, a cargo heating installation or a possibility of heating the cargo is required on board, or if a maximum temperature is indicated in column (20) of Table C of Chapter 3.2;
- (g) a connection for a closed-type or partly closed-type sampling device, and/or at least one sampling opening as required in column (13) of Table C of Chapter 3.2;

If the list of substances on the vessel according to 1.16.1.2.5 is going to include substances that require explosion protection in accordance with column (17) of Table C of Chapter 3.2, then the flame arrester plate stack capable of withstanding

Copyright © United Nations, 2019. All rights reserved

steady burning of the sampling opening shall be selected according to the explosion groups/subgroups of the substances foreseen for inclusion in the list of substances on the vessel (see column (16) of Table C of Chapter 3.2).

9.3.2.21.2 When the degree of filling in per cent is determined, an error of not more than 0.5% is permitted. It shall be calculated on the basis of the total cargo tank capacity including the expansion trunk.

9.3.2.21.3 The level gauge shall allow readings from the control position of the shut-off devices of the particular cargo tank. The permissible maximum filling levels of 95% and 97%, as given in the list of substances, shall be marked on each level gauge.

Permanent reading of the overpressure and vacuum shall be possible from a location from which loading or unloading operations may be interrupted. The permissible maximum overpressure and vacuum shall be marked on each level gauge.

Readings shall be possible in all weather conditions.

9.3.2.21.4 The level alarm device shall give a visual and audible warning on board when actuated. The level alarm device shall be independent of the level gauge.

9.3.2.21.5 (a) The high level sensor referred to in 9.3.2.21.1 (d) above shall give a visual and audible alarm on board and at the same time actuate an electrical contact which in the form of a binary signal interrupts the electric current loop provided and fed by the shore facility, thus initiating measures at the shore facility against overflowing during loading operations.

The signal shall be transmitted to the shore facility via a watertight two-pin plug of a connector device in accordance with standard EN 60309-2:1999 + A1:2007 + A2:2012 for direct current of 40 to 50 volts, identification colour white, position of the nose 10 h.

The plug shall be permanently fitted to the vessel close to the shore connections of the loading and unloading piping.

The high level sensor shall also be capable of switching off the vessel's own discharging pump. The high level sensor shall be independent of the level alarm device, but it may be connected to the level gauge.

(b) During discharging by means of the on-board pump, it shall be possible for the shore facility to switch it off. For this purpose, an independent intrinsically safe power line, fed by the vessel, shall be switched off by the shore facility by means of an electrical contact.

It shall be possible for the binary signal of the shore facility to be transmitted via a watertight two-pole socket or a connector device in accordance with standard EN 60309-2:1999 + A1:2007 + A2:2012, for direct current of 40 to 50 volts, identification colour white, position of the nose 10 h.

This socket shall be permanently fitted to the vessel close to the shore connections of the unloading piping.

(c) Vessels which may be delivering products required for operation of vessels shall be equipped with a transshipment facility compatible with European standard EN 12827:1999 and a rapid closing device enabling refuelling to be interrupted. It shall be possible to actuate this rapid closing device by means of an electrical signal from the overflow prevention system. The electrical circuits actuating the rapid closing device shall be secured according to the quiescent current principle or other

Copyright © United Nations, 2019. All rights reserved

appropriate error detection measures. The state of operation of electrical circuits which cannot be controlled using the quiescent current principle shall be capable of being easily checked.

It shall be possible to actuate the rapid closing device independently of the electrical signal.

The rapid closing device shall actuate a visual and audible alarm on board.

- 9.3.2.21.6 The visual and audible signals given by the level alarm device shall be clearly distinguishable from those of the high level sensor.

The visual alarm shall be visible at each control position on deck of the cargo tank stop valves. It shall be possible to easily check the functioning of the sensors and electric circuits or these shall be “intrinsically safe apparatus”.

- 9.3.2.21.7 When the pressure or temperature exceeds a set value, instruments for measuring the vacuum or overpressure of the gaseous phase in the cargo tank or the temperature of the cargo shall activate a visual and audible alarm in the wheelhouse and on deck. The alarm must be relayed to the accommodation automatically if it has not been switched off.

When the pressure exceeds the set value during loading and unloading, the instrument for measuring the pressure shall, by means of the plug referred to in 9.3.2.21.5 above, immediately initiate an electrical contact which shall put into effect measures to interrupt the loading or unloading operation. When the vessel's own discharge pump is used, it shall be switched off automatically.

The instrument for measuring the overpressure or vacuum shall activate the alarm at latest when:

- (a) An overpressure equal to 1.15 times the opening pressure of the pressure relief valves/high velocity vent valves is reached; or
- (b) The lower threshold of the design pressure of the vacuum valves, but not exceeding a vacuum of 5 kPa (0.05 bar), is reached.

The maximum permissible temperature is indicated in column (20) of Table C of Chapter 3.2. The sensors for the alarms mentioned in this paragraph may be connected to the alarm device of the sensor.

When it is prescribed in column (20) of Table C of Chapter 3.2, the instrument for measuring the overpressure of the gaseous phase in the cargo tank shall actuate a visible and audible alarm in the wheelhouse when the overpressure exceeds 40 kPa (0.4 bar) during the voyage. The alarm must be relayed to the accommodation automatically if it has not been switched off. It shall be possible to read the gauges in direct proximity to the control for the water spray system.

- 9.3.2.21.8 Where the control elements of the shut-off devices of the cargo tanks are located in a control room, it shall be possible to stop the loading pumps and read the level gauges in the control room, and the visual and audible warning given by the level alarm device, the high level sensor referred to in 9.3.2.21.1 (d) and the instruments for measuring the pressure and temperature of the cargo shall be noticeable in the control room and on deck.

Satisfactory monitoring of the cargo area shall be ensured from the control room.

- 9.3.2.21.9 The vessel shall be so equipped that loading or unloading operations can be interrupted by means of switches, i.e. the quick closing valve located on the flexible vessel-to-shore

Copyright © United Nations, 2019. All rights reserved

connecting line must be capable of being closed. The switches shall be placed at two points on the vessel (fore and aft).

This provision applies only when prescribed in column (20) of Table C of Chapter 3.2.

The interruption system shall be designed according to the quiescent current principle.

- 9.3.2.21.10 When refrigerated substances are carried the opening pressure of the safety system shall be determined by the design of the cargo tanks. In the event of the transport of substances that must be carried in a refrigerated state the opening pressure of the safety system shall be not less than 25 kPa (0.25 bar) greater than the maximum pressure calculated according to 9.3.2.27.

**9.3.2.22** *Cargo tank openings*

- 9.3.2.22.1 (a) Cargo tank openings shall be located on deck in the cargo area.
- (b) Cargo tank openings with a cross-section of more than 0.10 m<sup>2</sup> and openings of safety devices for preventing overpressures shall be located not less than 0.50 m above deck.

- 9.3.2.22.2 Cargo tank openings shall be fitted with gastight closures capable of withstanding the test pressure in accordance with 9.3.2.23.2

- 9.3.2.22.3 Closures which are normally used during loading or unloading operations shall not cause sparking when operated.

- 9.3.2.22.4 (a) Each cargo tank or group of cargo tanks connected to a common venting piping shall be fitted with:

- A connection for the safe return ashore of gases expelled during loading;
- A safe depressurization device for the cargo tanks, on which the position of the shut-off valve indicates clearly whether it is open or shut;
- Safety devices for preventing unacceptable overpressures or vacuums.

The opening pressure of the safety valves shall be permanently marked on the valves;

The setting of the pressure relief valves shall be such that during the transport operation they do not blow off until the maximum permissible working pressure of the cargo tanks is reached;

The gases shall be discharged upwards;

The outlets of the pressure relief valves shall be located not less than 1.00 m above the deck and at a distance of not less than 6.00 m from the openings of accommodation, the wheelhouse and the service spaces outside the cargo area. No equipment shall be present in a circle of 1.00 m radius around the outlet of the pressure relief valve outlets. This area shall be marked as a danger zone;

- (b) If the list of substances on the vessel according to 1.16.1.2.5 is going to include substances that require explosion protection in accordance with column (17) of Table C of Chapter 3.2, then at the connection to each cargo tank, the venting piping and the vacuum valve shall be equipped with a flame arrester capable of withstanding a detonation;



Copyright © United Nations, 2019. All rights reserved

- (c) If the list of substances on the vessel according to 1.16.1.2.5 is going to include substances that require explosion protection in accordance with column (17) of Table C of Chapter 3.2, or for which there is a T in column (3b) of Table C of Chapter 3.2, then the pressure relief valve shall be designed as a high velocity vent valve;
- (d) If a shut-off device is to be mounted between the venting piping and the cargo tank, it shall be placed between the cargo tank and the flame arrester, and each cargo tank shall be equipped with pressure relief valves;
- (e) The autonomous protection system mentioned in (c) shall be chosen according to the explosion groups/subgroups of the substances listed in the list of substances on the vessel (see column (16) of Table C of Chapter 3.2). The outlets of the high-velocity vent valves shall be located not less than 2.00 m above the deck and at a distance of not less than 6.00 m from the openings of the accommodations, the wheelhouse and the service spaces outside the cargo area. This height may be reduced to 1.00 m when there is no equipment and no work is being carried out within a radius of 1.00 m around the pressure relief valve outlet. This area shall be marked as a danger zone;

If the high velocity vent valve, the vacuum valve, the flame arresters and the venting piping are required to be heatable, the devices concerned shall be suitable for the relevant temperature.

#### 9.3.2.22.5 *Venting piping*

- (a) When two or more cargo tanks are connected to common venting piping, it is sufficient that the equipment according to 9.3.2.22.4 (safety valves to prevent unacceptable overpressures and vacuums, high velocity vent valve, vacuum valve protected against deflagrations, safe pressure relief device for cargo tanks protected against deflagrations) is installed on the joint venting piping (see also 7.2.4.16.7);
- (b) When each cargo tank is connected to its own venting piping, each cargo tank or the associated venting piping shall be equipped according to 9.3.2.22.4.

#### 9.3.2.23 *Pressure tests*

- 9.3.2.23.1 The cargo tanks, residual cargo tanks, cofferdams, piping for loading and unloading shall be subjected to initial tests before being put into service and thereafter at prescribed intervals.

Where a heating system is provided inside the cargo tanks, the heating coils shall be subjected to initial tests before being put into service and thereafter at prescribed intervals.

- 9.3.2.23.2 The test pressure for the cargo tanks and residual cargo tanks shall be not less than 1.3 times the construction pressure. The test pressure for the cofferdams and open cargo tanks shall be not less than 10 kPa (0.10 bar) gauge pressure.

- 9.3.2.23.3 The test pressure for piping for loading and unloading shall be not less than 1,000 kPa (10 bar) gauge pressure.

- 9.3.2.23.4 The maximum intervals for the periodic tests shall be 11 years.

- 9.3.2.23.5 The procedure for pressure tests shall comply with the provisions established by the competent authority or a recognised classification society.



Copyright © United Nations, 2019. All rights reserved

#### **9.3.2.24      *Regulation of cargo pressure and temperature***

9.3.2.24.1      Unless the entire cargo system is designed to resist the full effective vapour pressure of the cargo at the upper limits of the ambient design temperatures, the pressure of the tanks shall be kept below the permissible maximum set pressure of the safety valves, by one or more of the following means:

- (a)      a system for the regulation of cargo tank pressure using mechanical refrigeration;
- (b)      a system ensuring safety in the event of the heating or increase in pressure of the cargo. The insulation or the design pressure of the cargo tank, or the combination of these two elements, shall be such as to leave an adequate margin for the operating period and the temperatures expected; in each case the system shall be deemed acceptable by a recognised classification society and shall ensure safety for a minimum time of three times the operation period;
- (c)      other systems deemed acceptable by a recognised classification society.

9.3.2.24.2      The systems prescribed in 9.3.2.24.1 shall be constructed, installed and tested to the satisfaction of the recognised classification society. The materials used in their construction shall be compatible with the cargoes to be carried. For normal service, the upper ambient design temperature limits shall be:

air: +30° C;  
water: +20° C.

9.3.2.24.3      The cargo storage system shall be capable of resisting the full vapour pressure of the cargo at the upper limits of the ambient design temperatures, whatever the system adopted to deal with the boil-off gas. This requirement is indicated by remark 37 in column (20) of Table C of Chapter 3.2.

#### **9.3.2.25      *Pumps and piping***

9.3.2.25.1      Pumps, compressors and accessory loading and unloading piping shall be placed in the cargo area. Cargo pumps shall be capable of being shut down from the cargo area and, in addition, from a position outside the cargo area. Cargo pumps situated on deck shall be located not less than 6.00 m from entrances to, or openings of, the accommodation and service spaces outside the cargo area.

- 9.3.2.25.2      (a)      Piping for loading and unloading shall be independent of any other piping of the vessel. No cargo piping shall be located below deck, except those inside the cargo tanks and inside the cargo pump-room.
- (b)      The piping for loading and unloading shall be arranged so that, after loading or unloading operations, the liquid remaining in these pipes may be safely removed and may flow either into the vessel's tanks or the tanks ashore.
- (c)      Piping for loading and unloading shall be clearly distinguishable from other piping, e.g. by means of colour marking.
- (d)      The piping for loading and unloading located on deck, with the exception of the shore connections, shall be located not less than a quarter of the vessel's breadth from the outer shell.
- (e)      The shore connections shall be located not less than 6.00 m from the entrances to, or openings of, the accommodation and service spaces outside the cargo area.

Copyright © United Nations, 2019. All rights reserved

(f) Each shore connection of the venting piping and shore connections of the piping for loading and unloading, through which the loading or unloading operation is carried out, shall be fitted with a shut-off device. However, each shore connection shall be fitted with a blind flange when it is not in operation.

(g) *(Deleted)*

(h) The flanges and stuffing boxes shall be provided with a spray protection device.

(i) Piping for loading and unloading, and venting piping, shall not have flexible connections fitted with sliding seals.

9.3.2.25.3 *(Deleted)*

9.3.2.25.4 (a) Every component of the piping for loading and unloading shall be electrically connected to the hull.

(b) The piping for loading shall extend down to the bottom of the cargo tanks.

9.3.2.25.5 The stop valves or other shut-off devices of the piping for loading and unloading shall indicate whether they are open or shut.

9.3.2.25.6 The piping for loading and unloading shall have, at the test pressure, the required elasticity, leakproofness and resistance to pressure.

9.3.2.25.7 The piping for loading and unloading shall be fitted with pressure gauges at the outlet of the pumps. The permissible maximum overpressure or vacuum value shall be indicated on each measuring device. Readings shall be possible in all weather conditions.

9.3.2.25.8 (a) When piping for loading and unloading are used for supplying the cargo tanks with washing or ballast water, the suction of these pipes shall be located within the cargo area but outside the cargo tanks.

Pumps for tank washing systems with associated connections may be located outside the cargo area, provided the discharge side of the system is arranged in such a way that the suction is not possible through that part.

A spring-loaded non-return valve shall be provided to prevent any gases from being expelled from the cargo area through the tank washing system.

(b) A non-return valve shall be fitted at the junction between the water suction pipe and the cargo loading pipe.

9.3.2.25.9 The permissible loading and unloading flows shall be calculated.

Calculations concern the permissible maximum loading and unloading flow for each cargo tank or each group of cargo tanks, taking into account the design of the ventilation system. These calculations shall take into consideration the fact that in the event of an unforeseen cut-off of the vapour return piping of the shore facility, the safety devices of the cargo tanks will prevent pressure in the cargo tanks from exceeding the following values:

over-pressure: 1.15 times the opening pressure of the pressure relief valve/high velocity vent valve;

vacuum pressure: not more than the design pressure, but not exceeding a vacuum of 5 kPa (0.05 bar).

Copyright © United Nations, 2019. All rights reserved

The main factors to be considered are the following:

1. Dimensions of the ventilation system of the cargo tanks;
2. Gas formation during loading: multiply the largest loading flow by a factor of not less than 1.25;
3. Density of the vapour mixture of the cargo based on 50% volume vapour and 50% volume air;
4. Loss of pressure through ventilation pipes, valves and fittings. Account will be taken of a 30% clogging of the mesh of the flame-arrester;
5. Chocking pressure of the safety valves.

Instructions concerning the permissible maximum loading and unloading flows for each cargo tank or for each group of cargo tanks shall be carried on board.

9.3.2.25.10 Compressed air generated outside the cargo area can be used in the cargo area subject to the installation of a spring-loaded non-return valve to ensure that no gases can escape from the cargo area through the compressed air system into accommodation, wheelhouse or service spaces outside the cargo area.

9.3.2.25.11 If the vessel is carrying several dangerous substances liable to react dangerously with each other, a separate pump with its own piping for loading and unloading shall be installed for each substance. The piping shall not pass through a cargo tank containing dangerous substances with which the substance in question is liable to react.

#### **9.3.2.26 *Residual cargo tanks and receptacles for residual products***

9.3.2.26.1 When vessels are provided with tanks for residual products or receptacles for residual products, they shall be located in the cargo area and comply with the provisions of 9.3.2.26.2 and 9.3.2.26.3. Receptacles for residual products shall be located only in the cargo area on deck and not less than a quarter of the vessel's breadth from the outer shell.

9.3.2.26.2 Tanks for residual products shall be equipped with:

- A level gauge;
- Connections, with stop valves, for pipes and hose assemblies;
- A pressure relief/vacuum valve;

The pressure relief valve shall be sized so that, during the transport operation, it does not open when in normal operation. This condition is met when the opening pressure of the valve meets the conditions required in column (10) of Table C of Chapter 3.2 for the substances to be carried.

If the list of substances on the vessel according to 1.16.1.2.5 is going to include substances that require explosion protection in accordance with column (17) of Table C of Chapter 3.2, then the vacuum valve shall be designed so as to be capable of withstanding a deflagration. The deflagration safety may also be ensured by a flame arrester.

If the list of substances on the vessel according to 1.16.1.2.5 is going to include substances that require explosion protection in accordance with column (17) of Table C of Chapter 3.2, or for which there is a T in column (3b) of Table C of Chapter 3.2, then the pressure relief valve shall be designed as a high velocity vent valve.

Copyright © United Nations, 2019. All rights reserved

The pressure relief valve shall be sized so that, during the transport operation, it does not open when in normal operation. This condition is met when the opening pressure of the valve meets the conditions required in column (10) of Table C of Chapter 3.2 for the substance to be carried.

The high velocity vent valve and the deflagration safe vacuum valve shall be chosen according to the explosion groups/subgroups of the substances listed in the list of substances on the vessel (see column (16) of Table C of Chapter 3.2).

The maximum permissible capacity is 30 m<sup>3</sup>.

9.3.2.26.3 The receptacles for residual products shall be equipped with:

- A possibility of indicating the degree of filling;
- Connections, with stop valves, for pipes and hose assemblies;

A connection enabling gases released during filling to be evacuated safely.

9.3.2.26.4 *(Deleted)*

#### **9.3.2.27 Refrigeration system**

9.3.2.27.1 The refrigeration system referred to in 9.3.2.24.1 (a) shall be composed of one or more units capable of keeping the pressure and temperature of the cargo at the upper limits of the ambient design temperatures at the prescribed level. Unless another means of regulating cargo pressure and temperature deemed satisfactory by a recognised classification society is provided, provision shall be made for one or more stand-by units with an output at least equal to that of the largest prescribed unit. A stand-by unit shall include a compressor, its engine, its control system and all necessary accessories to enable it to operate independently of the units normally used. Provision shall be made for a stand-by heat-exchanger unless the system's normal heat-exchanger has a surplus capacity equal to at least 25% of the largest prescribed capacity. It is not necessary to make provision for separate piping.

Cargo tanks, piping and accessories shall be insulated so that, in the event of a failure of all cargo refrigeration systems, the entire cargo remains for at least 52 hours in a condition not causing the safety valves to open.

9.3.2.27.2 The security devices and the connecting lines from the refrigeration system shall be connected to the cargo tanks above the liquid phase of the cargo when the tanks are filled to their maximum permissible degree of filling. They shall remain within the gaseous phase, even if the vessel has a list up to 12 degrees.

9.3.2.27.3 When several refrigerated cargoes with a potentially dangerous chemical reaction are carried simultaneously, particular care shall be given to the refrigeration systems so as to prevent any mixing of the cargoes. For the carriage of such cargoes, separate refrigeration systems, each including the full stand-by unit referred to in 9.3.2.27.1, shall be provided for each cargo. When, however, refrigeration is ensured by an indirect or combined system and no leak in the heat exchangers can under any foreseeable circumstances lead to the mixing of cargoes, no provision need be made for separate refrigeration units for the different cargoes.

9.3.2.27.4 When several refrigerated cargoes are not soluble in each other under conditions of carriage such that their vapour pressures are added together in the event of mixing, particular care shall be given to the refrigeration systems to prevent any mixing of the cargoes.

9.3.2.27.5 When the refrigeration systems require water for cooling, a sufficient quantity shall be supplied by a pump or pumps used exclusively for the purpose. This pump or pumps shall have at least two suction pipes, leading from two water intakes, one to port, the other to

Copyright © United Nations, 2019. All rights reserved

starboard. Provision shall be made for a stand-by pump with a satisfactory flow; this may be a pump used for other purposes provided that its use for supplying water for cooling does not impair any other essential service.

9.3.2.27.6 The refrigeration system may take one of the following forms:

- (a) Direct system: the cargo vapours are compressed, condensed and returned to the cargo tanks. This system shall not be used for certain cargoes specified in Table C of Chapter 3.2. This requirement is indicated by remark 35 in column (20) of Table C of Chapter 3.2;
- (b) Indirect system: the cargo or the cargo vapours are cooled or condensed by means of a coolant without being compressed;
- (c) Combined system: the cargo vapours are compressed and condensed in a cargo/coolant heat-exchanger and returned to the cargo tanks. This system shall not be used for certain cargoes specified in Table C of Chapter 3.2. This requirement is indicated by remark 36 in column (20) of Table C of Chapter 3.2.

9.3.2.27.7 All primary and secondary coolant fluids shall be compatible with each other and with the cargo with which they may come into contact. Heat exchange may take place either at a distance from the cargo tank, or by using cooling coils attached to the inside or the outside of the cargo tank.

9.3.2.27.8 When the refrigeration system is installed in a separate service space, this service space shall meet the requirements of 9.3.2.17.6.

9.3.2.27.9 For all cargo systems, the heat transmission coefficient as used for the determination of the holding time (7.2.4.16.16 and 7.2.4.16.17) shall be determined by calculation. Upon completion of the vessel, the correctness of the calculation shall be checked by means of a heat balance test. The calculation and test shall be performed under supervision by the recognized classification society which classified the vessel.

The heat transmission coefficient shall be documented and kept on board. The heat transmission coefficient shall be verified at every renewal of the certificate of approval.

9.3.2.27.10 A certificate from a recognised classification society stating that 9.3.2.24.1 to 9.3.2.24.3, 9.3.2.27.1 and 9.3.2.27.4 above have been complied with shall be submitted together with the application for issue or renewal of the certificate of approval.

#### 9.3.2.28 *Water-spray system*

When water-spraying is required in column (9) of Table C of Chapter 3.2, a water-spray system shall be installed in the cargo area on deck to enable gas emissions from loading to be precipitated or to cool the tops of cargo tanks by spraying water over the whole surface so as to avoid safely the activation of the pressure relief valves/high velocity vent valves at 50 kPa (0.5 bar).

The gas precipitation system shall be fitted with a connection device for supply from a shore installation.

The spray nozzles shall be so installed that the entire cargo deck area is covered and the gases released are precipitated safely.

The system shall be capable of being put into operation from the wheelhouse and from the deck. Its capacity shall be such that when all the spray nozzles are in operation, the outflow is not less than 50 litres per square metre of deck area and per hour.

Copyright © United Nations, 2019. All rights reserved

9.3.2.29 and 9.3.2.30 (Reserved)

**9.3.2.31 Engines**

9.3.2.31.1 Only internal combustion engines running on fuel with having a flashpoint above 55 °C are allowed. This provision does not apply to internal combustion engines which are part of propulsion and auxiliary systems. These systems shall meet the requirements of Chapter 30 and Annex 8, Section 1 of the European Standard laying down Technical Requirements for Inland Navigation vessels (ES-TRIN) as amended.<sup>2</sup>

9.3.2.31.2. Ventilation inlets of the engine room, and when the engines do not take in air directly from the engine room, air intakes of the engines shall be located not less than 2.00 m from the cargo area.

9.3.2.31.3 and 9.3.2.31.4 (Deleted)

9.3.2.31.5 The ventilation in the closed engine room shall be designed so that, at an ambient temperature of 20 °C, the average temperature in the engine room does not exceed 40° C.

**9.3.2.32 Oil fuel tanks**

9.3.2.32.1 Where the vessel is provided with hold spaces, the double bottoms within these spaces may be arranged as oil fuel tanks, provided their depth is not less than 0.6 m.

Oil fuel pipes and openings of such tanks are not permitted in the hold space.

9.3.2.32.2 The open ends of the air pipes of each oil fuel tanks shall extend to not less than 0.5 m above the open deck. These open ends and the open ends of overflow pipes leading to the deck shall be fitted with a protective device consisting of a gauze diaphragm or a perforated plate.

9.3.2.33 (Reserved)

**9.3.2.34 Exhaust pipes**

9.3.2.34.1 Exhausts shall be evacuated from the vessel into the open air either upwards through an exhaust pipe or through the shell plating. The exhaust outlet shall be located not less than 2.00 m from the cargo area. The exhaust pipes of engines shall be arranged so that the exhausts are led away from the vessel. The exhaust pipes shall not be located within the cargo area.

9.3.2.34.2 Exhaust pipes shall be provided with a device preventing the escape of sparks, e.g. spark arresters.

**9.3.2.35 Bilge pumping and ballasting arrangements**

9.3.2.35.1 Bilge and ballast pumps for spaces within the cargo area shall be installed within such area.

This provision does not apply to:

- double-hull spaces and double bottoms which do not have a common boundary wall with the cargo tanks;
- cofferdams, double-hull spaces, hold spaces and double bottoms where ballasting is carried out using the piping of the fire-fighting system in the cargo area and bilge-pumping is performed using eductors which are installed in the cargo area.

<sup>2</sup> As available on the website of the Comité Européen pour l'Élaboration de Standards dans le Domaine de Navigation Intérieure – CESNI, <https://www.cesni.eu/en/documents/es-trin/>.

Copyright © United Nations, 2019. All rights reserved

9.3.2.35.2 Where the double bottom is used as a liquid oil fuel tank, it shall not be connected to the bilge piping system.

9.3.2.35.3 Where the ballast pump is installed in the cargo area, the standpipe and its outboard connection for suction of ballast water shall be located within the cargo area but outside the cargo tanks.

9.3.2.35.4 A cargo pump-room below deck shall be capable of being drained in an emergency by an installation located in the cargo area and independent from any other installation. This installation shall be provided outside the cargo pump-room.

9.3.2.36 to 9.3.2.39 (Reserved)

#### **9.3.2.40** *Fire-extinguishing arrangements*

9.3.2.40.1 A fire-extinguishing system shall be installed on the vessel. This system shall comply with the following requirements:

- It shall be supplied by two independent fire or ballast pumps, one of which shall be ready for use at any time. These pumps and their means of propulsion and electrical equipment shall not be installed in the same space;
- It shall be provided with a water main fitted with at least three hydrants in the cargo area above deck. Three suitable and sufficiently long hoses with jet/spray nozzles having a diameter of not less than 12 mm shall be provided. Alternatively one or more of the hose assemblies may be substituted by directable jet/spray nozzles having a diameter of not less than 12 mm. It shall be possible to reach any point of the deck in the cargo area simultaneously with at least two jets of water which do not emanate from the same hydrant.

A spring-loaded non-return valve shall be fitted to ensure that no gases can escape through the fire-extinguishing system into the accommodation, wheelhouse or service spaces outside the cargo area;

- The capacity of the system shall be at least sufficient for a jet of water to have a minimum reach of not less than the vessel's breadth from any location on board with two spray nozzles being used at the same time;
- The water supply system shall be capable of being put into operation from the wheelhouse and from the deck;
- Measures shall be taken to prevent the freezing of fire-mains and hydrants.

9.3.2.40.2 In addition, the engine rooms, the pump-room and all spaces containing essential equipment (switchboards, compressors, etc.) for the refrigeration equipment, if any, shall be provided with a permanently fixed fire-extinguishing system meeting the following requirements:

##### **9.3.2.40.2.1** *Extinguishing agents*

For the protection of spaces in engine rooms, boiler rooms and pump rooms, only permanently fixed fire-extinguishing systems using the following extinguishing agents are permitted:

- (a) CO<sub>2</sub> (carbon dioxide);
- (b) HFC 227 ea (heptafluoropropane);
- (c) IG-541 (52% nitrogen, 40% argon, 8% carbon dioxide);



Copyright © United Nations, 2019. All rights reserved

- (d) FK-5-1-12 (dodecafluoro 2-methylpentane-3-one);
- (e) (*Reserved*)
- (f)  $K_2CO_3$  (potassium carbonate).

Other extinguishing agents are permitted only on the basis of recommendations by the Administrative Committee.

#### 9.3.2.40.2.2 *Ventilation, air extraction*

- (a) The combustion air required by the combustion engines which ensure propulsion should not come from spaces protected by permanently fixed fire-extinguishing systems. This requirement is not mandatory if the vessel has two independent main engine rooms with a gastight separation or if, in addition to the main engine room, there is a separate engine room installed with a bow thruster that can independently ensure propulsion in the event of a fire in the main engine room.
- (b) All forced ventilation systems in the space to be protected shall be shut down automatically as soon as the fire-extinguishing system is activated.
- (c) All openings in the space to be protected which permit air to enter or gas to escape shall be fitted with devices enabling them to be closed rapidly. It shall be clear whether they are open or closed.
- (d) Air escaping from the pressure-relief valves of the pressurised air tanks installed in the engine rooms shall be evacuated to the open air.
- (e) Overpressure or negative pressure caused by the diffusion of the extinguishing agent shall not destroy the constituent elements of the space to be protected. It shall be possible to ensure the safe equalisation of pressure.
- (f) Protected spaces shall have a facility for extracting the extinguishing agent and the combustion gases. Such facilities shall be capable of being operated from positions outside the protected rooms and which must not be made inaccessible by a fire within such spaces. If there are permanently installed extractors, it shall not be possible for these to be switched on while the fire is being extinguished.

#### 9.3.2.40.2.3 *Fire alarm system*

The space to be protected shall be monitored by an appropriate fire alarm system. The alarm signal shall be audible in the wheelhouse, the accommodation and the space to be protected.

#### 9.3.2.40.2.4 *Piping system*

- (a) The extinguishing agent shall be routed to and distributed in the space to be protected by means of a permanent piping system. Piping installed in the space to be protected and their fittings shall be made of steel. This shall not apply to the connecting nozzles of tanks and compensators provided that the materials used have equivalent fire-retardant properties. Piping shall be protected against corrosion both internally and externally.
- (b) The discharge nozzles shall be so arranged as to ensure the regular diffusion of the extinguishing agent. In particular, the extinguishing agent must also be effective beneath the floor.



Copyright © United Nations, 2019. All rights reserved

9.3.2.40.2.5 *Triggering device*

- (a) Automatically activated fire-extinguishing systems are not permitted.
- (b) It shall be possible to activate the fire-extinguishing system from a suitable point located outside the space to be protected.
- (c) Triggering devices shall be so installed that they can be activated in the event of a fire and so that the risk of their breakdown in the event of a fire or an explosion in the space to be protected is reduced as far as possible.

Systems which are not mechanically activated shall be supplied from two energy sources independent of each other. These energy sources shall be located outside the space to be protected. The control lines located in the space to be protected shall be so designed as to remain capable of operating in the event of a fire for a minimum of 30 minutes. The electrical installations are deemed to meet this requirement if they conform to the IEC 60331–21:1999 standard.

When the triggering devices are so placed as not to be visible, the component concealing them shall carry the “Fire-fighting system” symbol, each side being not less than 10 cm in length, with the following text in red letters on a white ground:

**Fire-extinguishing system**

- (d) If the fire-extinguishing system is intended to protect several spaces, it shall comprise a separate and clearly-marked triggering device for each space.
- (e) The instructions shall be posted alongside all triggering devices and shall be clearly visible and indelible. The instructions shall be in a language the master can read and understand and if this language is not English, French or German, they shall be in English, French or German. They shall include information concerning:
  - (i) the activation of the fire-extinguishing system;
  - (ii) the need to ensure that all persons have left the space to be protected;
  - (iii) The correct behaviour of the crew in the event of activation and when accessing the space to be protected following activation or diffusion, in particular in respect of the possible presence of dangerous substances;
  - (iv) the correct behaviour of the crew in the event of the failure of the fire-extinguishing system to function properly.
- (f) The instructions shall mention that prior to the activation of the fire-extinguishing system, combustion engines installed in the space and aspirating air from the space to be protected, shall be shut down.

9.3.2.40.2.6 *Alarm device*

- (a) Permanently fixed fire-extinguishing systems shall be fitted with an audible and visual alarm device.
- (b) The alarm device shall be set off automatically as soon as the fire-extinguishing system is first activated. The alarm device shall function for an appropriate period of time before the extinguishing agent is released; it shall not be possible to turn it off.
- (c) Alarm signals shall be clearly visible in the spaces to be protected and their access points and be clearly audible under operating conditions corresponding to the highest

Copyright © United Nations, 2019. All rights reserved

possible sound level. It shall be possible to distinguish them clearly from all other sound and visual signals in the space to be protected.

- (d) Sound alarms shall also be clearly audible in adjoining spaces, with the communicating doors shut, and under operating conditions corresponding to the highest possible sound level.
- (e) If the alarm device is not intrinsically protected against short circuits, broken wires and drops in voltage, it shall be possible to monitor its operation.
- (f) A sign with the following text in red letters on a white ground shall be clearly posted at the entrance to any space the extinguishing agent may reach:

**Warning, fire-extinguishing system!**  
**Leave this space immediately when the ... (description) alarm is activated!**

9.3.2.40.2.7 *Pressurised tanks, fittings and piping*

- (a) Pressurised tanks, fittings and piping shall conform to the requirements of the competent authority or, if there are no such requirements, to those of a recognized classification society.
- (b) Pressurised tanks shall be installed in accordance with the manufacturer's instructions.
- (c) Pressurised tanks, fittings and piping shall not be installed in the accommodation.
- (d) The temperature of cabinets and storage spaces for pressurised tanks shall not exceed 50 °C.
- (e) Cabinets or storage spaces on deck shall be securely stowed and shall have vents so placed that in the event of a pressurised tank not being gastight, the escaping gas cannot penetrate into the vessel. Direct connections with other spaces are not permitted.

9.3.2.40.2.8 *Quantity of extinguishing agent*

If the quantity of extinguishing agent is intended for more than one space, the quantity of extinguishing agent available does not need to be greater than the quantity required for the largest of the spaces thus protected.

9.3.2.40.2.9 *Installation, maintenance, monitoring and documents*

- (a) The mounting or modification of the system shall only be performed by a company specialised in fire-extinguishing systems. The instructions (product data sheet, safety data sheet) provided by the manufacturer of the extinguishing agent or the system shall be followed.
- (b) The system shall be inspected by an expert:
  - (i) before being brought into service;
  - (ii) each time it is put back into service after activation;
  - (iii) after every modification or repair;
  - (iv) regularly, not less than every two years.

Copyright © United Nations, 2019. All rights reserved

- (c) During the inspection, the expert is required to check that the system conforms to the requirements of 9.3.2.40.2.
- (d) The inspection shall include, as a minimum:
  - (i) an external inspection of the entire system;
  - (ii) an inspection to ensure that the piping is leakproof;
  - (iii) an inspection to ensure that the control and activation systems are in good working order;
  - (iv) an inspection of the pressure and contents of tanks;
  - (v) an inspection to ensure that the means of closing the space to be protected are leakproof;
  - (vi) an inspection of the fire alarm system;
  - (vii) an inspection of the alarm device.
- (e) The person performing the inspection shall establish, sign and date a certificate of inspection.
- (f) The number of permanently fixed fire-extinguishing systems shall be mentioned in the vessel certificate.

9.3.2.40.2.10 *Fire-extinguishing system operating with CO<sub>2</sub>*

In addition to the requirements contained in 9.3.2.40.2.1 to 9.3.2.40.2.9, fire-extinguishing systems using CO<sub>2</sub> as an extinguishing agent shall conform to the following provisions:

- (a) Tanks of CO<sub>2</sub> shall be placed in a gastight space or cabinet separated from other spaces. The doors of such storage spaces and cabinets shall open outwards; they shall be capable of being locked and shall carry on the outside the symbol “Warning: danger”, not less than 5 cm high and “CO<sub>2</sub>” in the same colours and the same size;
- (b) Storage cabinets or spaces for CO<sub>2</sub> tanks located below deck shall only be accessible from the outside. These spaces shall have an artificial ventilation system with extractor hoods and shall be completely independent of the other ventilation systems on board;
- (c) The level of filling of CO<sub>2</sub> tanks shall not exceed 0.75 kg/l. The volume of depressurised CO<sub>2</sub> shall be taken to be 0.56 m<sup>3</sup>/kg;
- (d) The concentration of CO<sub>2</sub> in the space to be protected shall be not less than 40% of the gross volume of the space. This quantity shall be released within 120 seconds. It shall be possible to monitor whether diffusion is proceeding correctly;
- (e) The opening of the tank valves and the control of the diffusing valve shall correspond to two different operations;
- (f) The appropriate period of time mentioned in 9.3.2.40.2.6 (b) shall be not less than 20 seconds. A reliable installation shall ensure the timing of the diffusion of CO<sub>2</sub>.

Copyright © United Nations, 2019. All rights reserved

9.3.2.40.2.11 *Fire-extinguishing system operating with HFC-227 ea (heptafluoropropane)*

In addition to the requirements of 9.3.2.40.2.1 to 9.3.2.40.2.9, fire-extinguishing systems using HFC-227 ea as an extinguishing agent shall conform to the following provisions:

- (a) Where there are several spaces with different gross volumes, each space shall be equipped with its own fire-extinguishing system;
- (b) Every tank containing HFC-227 ea placed in the space to be protected shall be fitted with a device to prevent overpressure. This device shall ensure that the contents of the tank are safely diffused in the space to be protected if the tank is subjected to fire, when the fire-extinguishing system has not been brought into service;
- (c) Every tank shall be fitted with a device permitting control of the gas pressure;
- (d) The level of filling of tanks shall not exceed 1.15 kg/l. The specific volume of depressurised HFC-227 ea shall be taken to be 0.1374 m<sup>3</sup>/kg;
- (e) The concentration of HFC-227 ea in the space to be protected shall be not less than 8% of the gross volume of the space. This quantity shall be released within 10 seconds;
- (f) Tanks of HFC-227 ea shall be fitted with a pressure monitoring device which triggers an audible and visual alarm in the wheelhouse in the event of an unscheduled loss of propellant gas. Where there is no wheelhouse, the alarm shall be triggered outside the space to be protected;
- (g) After discharge, the concentration in the space to be protected shall not exceed 10.5% (volume);
- (h) The fire-extinguishing system shall not comprise aluminium parts.

9.3.2.40.2.12 *Fire-extinguishing system operating with IG-541*

In addition to the requirements of 9.3.2.40.2.1 to 9.3.2.40.2.9, fire-extinguishing systems using IG-541 as an extinguishing agent shall conform to the following provisions:

- (a) Where there are several spaces with different gross volumes, every space shall be equipped with its own fire-extinguishing system;
- (b) Every tank containing IG-541 placed in the space to be protected shall be fitted with a device to prevent overpressure. This device shall ensure that the contents of the tank are safely diffused in the space to be protected if the tank is subjected to fire, when the fire-extinguishing system has not been brought into service;
- (c) Each tank shall be fitted with a device for checking the contents;
- (d) The filling pressure of the tanks shall not exceed 200 bar at a temperature of +15 °C;
- (e) The concentration of IG-541 in the space to be protected shall be not less than 44% and not more than 50% of the gross volume of the space. This quantity shall be released within 120 seconds.

9.3.2.40.2.13 *Fire-extinguishing system operating with FK-5-1-12*

In addition to the requirements of 9.3.2.40.2.1 to 9.3.2.40.2.9, fire-extinguishing systems using FK-5-1-12 as an extinguishing agent shall comply with the following provisions:

Copyright © United Nations, 2019. All rights reserved

- (a) Where there are several spaces with different gross volumes, every space shall be equipped with its own fire-extinguishing system;
- (b) Every tank containing FK-5-1-12 placed in the space to be protected shall be fitted with a device to prevent overpressure. This device shall ensure that the contents of the tank are safely diffused in the space to be protected if the tank is subjected to fire, when the fire-extinguishing system has not been brought into service;
- (c) Every tank shall be fitted with a device permitting control of the gas pressure;
- (d) The level of filling of tanks shall not exceed 1.00 kg/l. The specific volume of depressurized FK-5-1-12 shall be taken to be 0.0719 m<sup>3</sup>/kg;
- (e) The volume of FK-5-1-12 in the space to be protected shall be not less than 5.5% of the gross volume of the space. This quantity shall be released within 10 seconds;
- (f) Tanks of FK-5-1-12 shall be fitted with a pressure monitoring device which triggers an audible and visual alarm in the wheelhouse in the event of an unscheduled loss of extinguishing agent. Where there is no wheelhouse, the alarm shall be triggered outside the space to be protected;
- (g) After discharge, the concentration in the space to be protected shall not exceed 10.0%.

9.3.2.40.2.14 *(Reserved)*

9.3.2.40.2.15 *Fire-fighting systems using K<sub>2</sub>CO<sub>3</sub> as the extinguishing agent*

In addition to the requirements laid down in 9.3.2.40.2.1 to 9.3.2.40.2.3, 9.3.2.40.2.5, 9.3.2.40.2.6 and 9.3.2.40.2.9, fire-fighting systems using K<sub>2</sub>CO<sub>3</sub> as the extinguishing agent shall comply with the following provisions:

- (a) The fire-fighting system shall have a type-approval pursuant to Directive 2014/90/EU<sup>3</sup> or to MSC/Circ. 1270;<sup>4</sup>
- (b) Each room shall be provided with its own firefighting system;
- (c) The extinguishing agent must be stored in specially provided unpressurised tanks in the room to be protected. These tanks shall be fitted in such a way that the extinguishing agent is dispensed evenly in the room. In particular the extinguishing agent shall also work underneath the deck plates;
- (d) Each tank is separately connected with the triggering device;
- (e) The quantity of dry aerosol-forming extinguishing agent relative to the room to be protected shall be at least 120 g per m<sup>3</sup> of the net volume of this room. This net volume is calculated according to Directive 2014/90/EU<sup>3</sup> or to MSC/Circ. 1270<sup>4</sup>. It shall be possible to supply the extinguishing agent within 120 s.

9.3.2.40.2.16 *Fixed fire-extinguishing system for physical protection*

In order to ensure physical protection in the engine rooms, boiler rooms and pump rooms, permanently fixed fire-extinguishing systems are accepted solely on the basis of recommendations by the Administrative Committee.

<sup>3</sup> Official Journal of the European Union, L 257 of 28 August 2014, p.146.

<sup>4</sup> International Maritime Organization Circular MSC/Circ. 1270 and corrigenda — Revised Guidelines for the approval of fixed aerosol fire-extinguishing systems equivalent to fixed gas extinguishing systems, as referred to in SOLAS 1974, for machinery spaces — adopted on 4 June 2008.

Copyright © United Nations, 2019. All rights reserved

9.3.2.40.3 The two hand fire-extinguishers referred to in 8.1.4 shall be located in the cargo area.

9.3.2.40.4 The fire-extinguishing agent and the quantity contained in the permanently fixed fire-extinguishing system shall be suitable and sufficient for fighting fires.

**9.3.2.41 *Fire and naked light***

9.3.2.41.1 The outlets of funnels shall be located not less than 2.00 m from the cargo area. Arrangements shall be provided to prevent the escape of sparks and the entry of water.

9.3.2.41.2 Heating, cooking and refrigerating appliances shall not be fuelled with liquid fuels, liquid gas or solid fuels.

The installation in the engine room or in another separate space of heating appliances fuelled with liquid fuel having a flash-point above 55 °C is, however, permitted.

Cooking and refrigerating appliances are permitted only in the accommodation.

9.3.2.41.3 Only electrical lamps are permitted.

**9.3.2.42 *Cargo heating system***

9.3.2.42.1 Boilers which are used for heating the cargo shall be fuelled with a liquid fuel having a flashpoint of more than 55 °C. They shall be placed either in the engine room or in another separate space below deck and outside the cargo area, which is accessible from the deck or from the engine room.

9.3.2.42.2 The cargo heating system shall be designed so that the cargo cannot penetrate into the boiler in the case of a leak in the heating coils. A cargo heating system with artificial draught shall be ignited electrically.

9.3.2.42.3 The ventilation system of the engine room shall be designed taking into account the air required for the boiler.

9.3.2.42.4 Where the cargo heating system is used during loading, unloading or degassing with a concentration given off by the cargo of 10% of the LEL or above, the service space which contains this system shall fully comply with the requirements of 9.3.2.52.3. This requirement does not apply to the inlets of the ventilation system. These inlets shall be located at a minimum distance of 2 m from the cargo area and 6 m from the openings of cargo tanks or residual cargo tanks, loading pumps situated on deck, openings of high velocity vent valves, pressure relief devices and shore connections of loading and unloading piping and must be located not less than 2 m above the deck.

The requirements of 9.3.2.52.3 are not applicable to the unloading of substances having a flash point of 60 °C or more when the temperature of the product is at least 15 K lower at the flash point.

9.3.2.43 to 9.3.2.49 (Reserved)

9.3.2.50 (Deleted)

**9.3.2.51**      *Surface temperatures of installations and equipment*

- (a) Surface temperatures of electrical and non-electrical installations and equipment shall not exceed 200 °C.
- (b) Surface temperatures of the outer parts of engines and of their air inlets and exhaust ducts shall not exceed 200 °C;
- (c) If the list of substances on the vessel according to 1.16.1.2.5 is going to include substances for which the temperature classes T4, T5 or T6 are indicated in column (15) of Table C of Chapter 3.2, then the corresponding surface temperatures within the assigned zones shall not exceed 135 °C (T4), 100 °C (T5) or 85 °C (T6) respectively;
- (d) (a) and (b) do not apply if the following requirements are met (see also 7.2.3.51.4):
  - (i) Accommodation, wheelhouse and service spaces where surface temperatures higher than those mentioned in (a) and (b) occur are equipped with a ventilation system according to 9.3.2.12.4 (b); or
  - (ii) Installations and equipment which generate surface temperatures higher than those set out in (a) or (b), respectively, must be capable of being shut down. Such installations and equipment shall be marked in red.

**9.3.2.52**      *Type and location of electrical installations and equipment*

9.3.2.52.1      Electrical installations and equipment shall be of at least the 'limited explosion risk' type.

This provision does not apply to:

- (a) Lighting installations in the accommodation and the wheelhouse, except for switches near to the entrances;
- (b) Mobile phones, fixed telephone installations, stationary and portable computers and loading instruments in the accommodation or the wheelhouse;
- (c) Electrical installations and equipment which, during a stay in the immediate vicinity of or within a shoreside assigned zone:
  - (i) Are extinguished; or
  - (ii) Are placed in premises equipped with a ventilation system according to 9.3.2.12.4;
- (d) To radiotelephone installations and inland AIS (automatic identification systems) stations in the accommodation and the wheelhouse, if no part of an aerial for radiotelephone installations or AIS stations is situated above or within 2.00 m of the cargo area.

9.3.2.52.2      In the cofferdams, double-hull spaces, double bottoms and hold spaces, only hermetically sealed echo sounding devices are allowed, the cables of which are led through thick-walled steel tubes with gastight connections up to the main deck.

9.3.2.52.3      The fixed electrical installations and equipment which do not meet the requirements set out in 9.3.2.51 (a), 9.3.2.51 (b) and 9.3.2.52.1 above and their switches shall be marked in red. The disconnection of such equipment shall be controlled from a centralized location on board.

Copyright © United Nations, 2019. All rights reserved

- 9.3.2.52.4 Every insulated distribution network shall be fitted with an automatic device with a visual and audible alarm for checking the insulation level.
- 9.3.2.52.5 Only distribution systems without return connection to the hull are permitted. This provision does not apply to:
- Active cathodic corrosion protection;
  - Certain limited sections of the installations situated outside the cargo area (e.g., connections of starters of diesel engines);
  - The device for checking the insulation level referred to in 9.3.2.52.4.
- 9.3.2.52.6 An electric generator which is permanently driven by an engine and which does not meet the requirements of 9.3.2.52.1 above, shall be fitted with a multipolar switch capable of shutting down the generator. A notice board with the operating instructions shall be displayed near the switch.
- 9.3.2.52.7 Failure of the power supply for the safety and control equipment shall be immediately indicated by visual and audible signals in the wheelhouse and on the deck. The alarm must be relayed to the accommodation automatically if it has not been switched off.
- 9.3.2.52.8 Electrical switches, sockets and cables on deck shall be protected against mechanical damage.
- 9.3.2.52.9 Sockets for the connection of signal lights and gangway lighting shall be solidly fitted to the vessel close to the signal mast or the gangway. The sockets used in this area shall be designed so as to prevent connection or disconnection except when they are not live.
- 9.3.2.52.10 Accumulators shall be located outside the cargo area.
- 9.3.2.53 *Type and location of electrical and non-electrical installations and equipment intended to be used in explosion hazardous areas***
- 9.3.2.53.1 On board vessels covered by the classification of zones as defined in 1.2.1, electrical and non-electrical installations and equipment used in explosion hazardous areas shall meet at least the requirements for use in the area concerned.
- They shall be selected on the basis of the explosion groups/subgroups and temperature classes to which the substances to be carried belong (see columns (15) and (16) of Table C of Chapter 3.2).
- If the list of substances on the vessel according to 1.16.1.2.5 is going to include substances for which temperature classes T4, T5 or T6 are indicated in column (15) of Table C of Chapter 3.2, then the corresponding surface temperatures within the assigned zones shall not exceed 135 °C (T4), 100 °C (T5) or 85 °C (T6).
- If the list of substances on the vessel according to 1.16.1.2.5 is going to include substances for which temperature classes T1 or T2 are indicated in column (15) of Table C of Chapter 3.2, then the corresponding surface temperatures within the assigned zones shall not exceed 200 °C.
- 9.3.2.53.2 Except in the case of optical fibres, electrical cables shall be armoured or placed in a metallic sheath or in protective tubes.
- Electrical cables for the active cathodic protection of the shell plating shall be led through thick-walled steel tubes with gastight connections up to the main deck.



Copyright © United Nations, 2019. All rights reserved

9.3.2.53.3 Movable electric cables are prohibited in the explosion danger area, except for electric cables for intrinsically safe electric circuits or for connecting:

- (a) Signal lights and lighting for gangways, provided the connection point (for example, the socket) is permanently fitted to the vessel close to the signal mast or gangway;
- (b) The power network on a vessel to a land-based power network; provided
  - The electric cables and the power supply unit conform with a valid standard (for example, EN 15869-03: 2010);
  - The power supply unit and connectors are located outside of the explosion danger area.

Connecting and disconnecting sockets/connectors shall only be possible when they are not live.

9.3.2.53.4 Electrical cables of intrinsically safe circuits shall be separated from other cables not intended for use in such circuits and shall be marked (they shall not be installed together in the same string of cables and they shall not be fixed by the same cable clamps).

9.3.2.53.5 For movable electrical cables permitted under 9.3.2.53.3, only sheathed cables of type H07RN-F in accordance with standard IEC 60245-4:2011<sup>5</sup> or electrical cables of at least equivalent design having conductors with a cross-section of not less than 1.50 mm<sup>2</sup> shall be used.

#### **9.3.2.54      *Earthing***

9.3.2.54.1 The metal parts of electrical installations and equipment in the cargo area which are not live, as well as the protective metal tubes or metal sheaths of cables, in normal service shall be earthed, unless they are so arranged that they are automatically earthed by bonding to the metal structure of the vessel.

9.3.2.54.2 The provisions of 9.3.2.54.1 also apply to installations with a voltage of less than 50 Volts.

9.3.2.54.3 Independent cargo tanks, metal intermediate bulk containers and tank-containers shall be earthed.

9.3.2.54.4 Receptacles for residual products shall be capable of being earthed.

9.3.2.55      *(Reserved)*

9.3.2.56      *(Deleted)*

9.3.2.57 to 9.3.2.59      *(Reserved)*

---

<sup>5</sup> Identical to EN 50525-2-21: 2011.

Copyright © United Nations, 2019. All rights reserved

**9.3.2.60      *Special equipment***

A shower and an eye and face bath shall be provided on the vessel at a location which is directly accessible from the cargo area. The water shall meet the quality of drinking water on board.

**NOTE:** *Additional decontamination substances for the purpose of avoiding corrosion of eyes and skin are allowed.*

A connection of this special equipment with the area outside the cargo zone is accepted.

A spring-loaded non-return valve shall be fitted to ensure that no gases can escape through the shower and the eye and face bath system outside the cargo area.

9.3.2.61      *(Reserved)*

**9.3.2.62      *Valve for degassing to reception facilities***

A permanently installed or portable spring-loaded low-pressure valve used during degassing operations to reception facilities, shall be fitted at the piping used to extract air. If the vessel's substance list, according to 1.16.1.2.5, contains substances for which explosion protection is required according to column (17) of Table C of Chapter 3.2, this valve shall be fitted with a flame arrester capable of withstanding a deflagration. When the vessel is not degassing to a reception facility, the valve shall be closed with a blind flange. The low-pressure valve shall be so installed that under other normal working conditions the vacuum valve is not activated.

**NOTE:** *Degassing operations are part of normal working conditions.*

9.3.2.63 to 9.3.2.70      *(Reserved)*

**9.3.2.71      *Admittance on board***

The notice boards displaying the prohibition of admittance in accordance with 8.3.3 shall be clearly legible from either side of the vessel.

9.3.2.72 and 9.3.2.73      *(Reserved)*

**9.3.2.74      *Prohibition of smoking, fire or naked light***

9.3.2.74.1      The notice boards displaying the prohibition of smoking in accordance with 8.3.4 shall be clearly legible from either side of the vessel.

9.3.2.74.2      Notice boards indicating the circumstances under which the prohibition is applicable shall be fitted near the entrances to the spaces where smoking or the use of fire or naked light is not always prohibited.

9.3.2.74.3      Ashtrays shall be provided close to each exit of the accommodation and the wheelhouse.

9.3.2.75 to 9.3.2.91      *(Reserved)*

**9.3.2.92      *Emergency exit***

Spaces the entrances or exits of which are likely to become partly or completely immersed in the damaged condition shall have an emergency exit which is situated not less than 0.10 m above the damage waterline. This requirement does not apply to forepeak and afterpeak.

9.3.2.93 to 9.3.2.99      *(Reserved)*

Copyright © United Nations, 2019. All rights reserved

**9.3.3 Rules for construction of type N tank vessels**

The rules for construction of 9.3.3.0 to 9.3.3.99 apply to type N tank vessels.

**9.3.3.0 Materials of construction**

- 9.3.3.0.1 (a) The vessel's hull and the cargo tanks shall be constructed of shipbuilding steel or other at least equivalent metal.

The independent cargo tanks may also be constructed of other materials, provided these have at least equivalent mechanical properties and resistance against the effects of temperature and fire.

- (b) Every part of the vessel including any installation and equipment which may come into contact with the cargo shall consist of materials which can neither be dangerously affected by the cargo nor cause decomposition of the cargo or react with it so as to form harmful or hazardous products. In case it has not been possible to examine this during classification and inspection of the vessel a relevant reservation shall be entered in the vessel substance list according to 1.16.1.2.5.

- (c) Inside venting piping shall be protected against corrosion.

- 9.3.3.0.2 Except where explicitly permitted in 9.3.3.03 below or in the certificate of approval, the use of wood, aluminium alloys, plastic materials or rubber within the cargo area is prohibited.

- 9.3.3.0.3 The use of wood, aluminium alloys, plastic materials or rubber in the cargo area is permitted as shown in the following table:

<b>The use of wood, aluminium alloys, plastic materials or rubber is permitted only for:</b>				
	<b>(X indicates permitted)</b>			
	<b>Wood</b>	<b>Aluminium alloys</b>	<b>Plastic material</b>	<b>Rubber</b>
Gangways	X	X	X	X
External ladders and passageways (gangways) *)		X	X	X
Cleaning equipment, e.g. brooms	X		X	X
Movable equipment e.g. fire extinguishers, portable gas detectors, rescue winches		X	X	X
Fenders	X		X	X
Mooring cables, fender ropes			X	
Chocking of cargo tanks which are independent of the vessel's hull and chocking of installations and equipment	X		X	
Masts and similar round timber	X	X	X	
Engine parts		X	X	
Protective covers of engines and pumps			X	
Parts of the electrical installation		X	X	
Parts of the loading and unloading installation, e.g., gaskets		X	X	X
Boxes, cabinets or other receptacles placed on the deck for storage of disposal and recovery equipment for capstans, extinguishers, fire hoses, waste, etc.		X	X	
Supports and stops of any kind	X		X	

Copyright © United Nations, 2019. All rights reserved

The use of wood, aluminium alloys, plastic materials or rubber is permitted only for: (X indicates permitted)				
	Wood	Aluminium alloys	Plastic material	Rubber
Ventilators, including hose assemblies for ventilation		X	X	
Parts of the water spray system, the shower and the eye and face bath		X	X	
Insulation of cargo tanks and of piping for loading and unloading, gas discharge pipes and heating pipes			X	X
Coating of cargo tanks and of piping for loading and unloading		X	X	X
All kinds of gaskets (e.g. for dome or hatch covers)			X	X
Cables for electrical equipment			X	X
Mat under hose assemblies for loading and unloading piping system			X	X
Fire hoses, air hoses, hoses for cleaning the deck, etc.			X	X
Sampling equipment and bottles			X	
Photo-optical copies of the certificate of approval according to 8.1.2.6 or 8.1.2.7, and of the vessel's certificate, the measurement certificate and the Rhine navigation membership certificate		X	X	
Drip trays			X	
(*) Take account of 9.3.1.0.5, 9.3.2.0.5 or 9.3.3.0.5, as appropriate				
Aluminium gauging rods are permitted, provided that they are fitted with brass feet or protected in another way to avoid sparking.				

All permanently fitted materials in the accommodation or wheelhouse, with the exception of furniture, shall not readily ignite. They shall not evolve fumes or toxic gases in dangerous quantities, if involved in a fire.

9.3.3.0.4 The paint used in the cargo area shall not be liable to produce sparks in case of impact.

9.3.3.0.5 The use of plastic material for a vessel's boats is permitted only if the material does not readily ignite. Except where explicitly permitted in 9.3.3.0.3 or in the certificate of approval, the use of wood, aluminium alloys, plastic materials or rubber is prohibited.

The use of aluminium alloys or plastic material for passageways (gangways) in the cargo area is permitted only if the material does not readily ignite or conduct electricity.

#### 9.3.3.1 Vessel record

**NOTE:** For the purpose of this paragraph, the term "owner" has the same meaning as in 1.16.0.

The vessel record shall be retained by the owner who shall be able to provide this documentation at the request of the competent authority and the recognized classification society.

The vessel record shall be maintained and updated throughout the life of the vessel and shall be retained for 6 months after the vessel is taken out of service.

Copyright © United Nations, 2019. All rights reserved

Should a change of owner occur during the life of the vessel the vessel record shall be transferred to the new owner.

Copies of the vessel record or all necessary documents shall be made available on request to the competent authority for the issuance of the certificate of approval and for the recognized classification society or inspection body for first inspection, periodic inspection, special inspection or exceptional checks.

9.3.3.2 to 9.3.3.7 (Reserved)

**9.3.3.8 Classification**

9.3.3.8.1 The tank vessel shall be built under the survey of a recognised classification society and be classed in its highest class.

The vessel's highest class shall be continued. This shall be confirmed by an appropriate certificate issued by the recognized classification society (certificate of class).

The design pressure and the test pressure of cargo tanks shall be entered in the certificate.

If a vessel has cargo tanks with different valve opening pressures, the design and test pressures of each tank shall be entered in the certificate.

The recognized classification society shall draw up a vessel substance list mentioning all the dangerous goods accepted for carriage by the tank vessel (see also 1.16.1.2.5).

9.3.3.8.2 and 9.3.3.8.3 (Deleted)

9.3.3.8.4 The conformity of the documents required in 8.1.2.3 (r) to (v) with the circumstances on board shall be inspected by a recognized classification society, an inspection body or by a person authorized for that purpose by the competent authority whenever the certificate of approval is renewed and, in addition, once during the third year of validity of the certificate of approval. A signed certificate must be available on board.

9.3.3.9 (Reserved)

**9.3.3.10 Protection against the penetration of dangerous gases and the spreading of dangerous liquids**

9.3.3.10.1 The vessel shall be designed so as to prevent dangerous gases and liquids from penetrating into the accommodation, wheelhouse and service spaces. None of the windows in these spaces shall be capable of being opened unless its intended use is as an emergency exit and it is marked as such.

9.3.3.10.2 Liquid-tight protective coamings shall be fitted on deck at the height of the external bulkheads of the cargo tanks, at a maximum distance of 0.60 m from the outer cofferdam bulkheads or the hold end bulkheads. The protective coamings shall either extend over the entire width of the vessel or be fixed between the longitudinal spill coamings so as to prevent liquids from entering the forepeak and afterpeak. The height of the protective coamings and the spill coamings shall be at least 0.075 m. The protective coaming may correspond to the protection wall prescribed in 9.3.3.10.3 if the protection wall extends across the entire width of the vessel.

9.3.3.10.3 If the list of substances on the vessel according to 1.16.1.2.5 is going to include substances that require explosion protection in accordance with column (17) of Table C of Chapter 3.2, then the use of installations and equipment that are not of at least the 'limited explosion risk' type is not permitted during loading and unloading operations in parts of the deck outside the cargo area, unless those parts are protected against the penetration of gases and liquids by a

Copyright © United Nations, 2019. All rights reserved

gas- and liquid-tight protection wall. The wall must either extend over the full width of the vessel or surround the areas to be protected in a U-shaped form. The wall must cover the whole width of the area to be protected and at least 1.00 m in the direction opposite to the cargo area (see Classification of zones diagram). The height of the wall shall be at least 1.00 m above the adjacent cargo deck area in the cargo area. The outer wall and side walls of the accommodation can be considered as a protection wall if they do not include openings and if the dimensions are complied with.

A protection wall is not required where the distance between the areas to be protected and the high velocity vent valve, the shore connections of the piping for loading and unloading, the compressor on deck and the opening of the closest pressure tanks is at least 12.00 m.

- 9.3.3.10.4 On deck, the lower edges of door-openings in the sidewalls of superstructures and the sills of hatches and ventilation openings of premises located under the deck shall have a height of not less than 0.50 m above the deck.

This requirement does not apply to access openings to double-hull spaces and double bottoms.

- 9.3.3.10.5 The bulwarks, foot-rails, etc. shall be provided with sufficiently large openings which are located directly above the deck.

- 9.3.3.10.6 Open Type N vessels are only required to meet the requirements of 9.3.3.10.1 if the vessel remains in the immediate vicinity of or within a shoreside assigned zone.

#### 9.3.3.11 *Hold spaces and cargo tanks*

- 9.3.3.11.1 (a) The maximum permissible capacity of a cargo tank shall be determined in accordance with the following table:

$L \times B \times H \text{ (m}^3\text{)}$	Maximum permissible capacity of a cargo tank (m <sup>3</sup> )
up to 600	$L \times B \times H \times 0.3$
600 to 3 750	$180 + (L \times B \times H - 600) \times 0.0635$
> 3 750	380

Alternative constructions in accordance with 9.3.4 are permitted.

In the table above  $L \times B \times H$  is the product of the main dimensions of the tank vessel in metres (according to the measurement certificate), where:

L = overall length of the hull in m;

B = extreme breadth of the hull in m;

H = shortest vertical distance between the top of the keel and the lowest point of the deck at the side of the vessel (moulded depth) within the cargo area in m;

where:

For trunk vessels, H shall be replaced by H', where H' shall be obtained from the following formula:

$$H' = H + \left( h_t \times \frac{b_t}{B} \times \frac{l_t}{L} \right)$$

Copyright © United Nations, 2019. All rights reserved

where:

ht = trunk height (distance between trunk deck and main deck measured on trunk side at L/2) in m;

bt = trunk breadth in m;

lt = trunk length in m.

- (b) The relative density of the substances to be carried shall be taken into consideration in the design of the cargo tanks. The maximum relative density shall be indicated in the certificate of approval.
- (c) When the vessel is provided with pressure tanks, these tanks shall be designed for a working pressure of 400 kPa (4 bar).
- (d) For vessels with a length of not more than 50.00 m, the length of a cargo tank shall not exceed 10.00 m; and

For vessels with a length of more than 50.00 m, the length of a cargo tank shall not exceed 0.20 L.

This provision does not apply to vessels with independent built-in cylindrical tanks having a length to diameter ratio  $\leq 7$ .

- 9.3.3.11.2 (a) The cargo tanks independent of the vessel's hull shall be fixed so that they cannot float.

Refrigerated cargo tank fastenings shall meet the requirements of a recognised classification society.

- (b) The capacity of a suction well shall be limited to not more than 0.10 m<sup>3</sup>.
- (c) (*Reserved*)
- (d) Side-struts linking or supporting the load-bearing components of the sides of the vessel with the load-bearing components of the longitudinal walls of cargo tanks and side-struts linking the load-bearing components of the vessel's bottom with the tank-bottom are prohibited.

- 9.3.3.11.3 (a) The cargo tanks shall be separated by cofferdams of at least 0.60 m in width from the accommodation, engine rooms and service spaces outside the cargo area below deck or, if there are no such accommodation, engine room and service spaces, from the vessel's ends. Where the cargo tanks are installed in a hold space, a space of not less than 0.50 m shall be provided between such tanks and the end bulkheads of the hold space. In this case an end bulkhead of Class "A-60" as defined in SOLAS 74, Chapter II-2, Regulation 3, shall be deemed equivalent to a cofferdam. For pressure cargo tanks, the 0.50 m distance may be reduced to 0.20 m.

- (b) Hold spaces, cofferdams and cargo tanks shall be capable of being inspected.
- (c) All spaces in the cargo area shall be capable of being ventilated. It has to be possible to check their gas-free condition.

- 9.3.3.11.4 The bulkheads bounding the cargo tanks, cofferdams and hold spaces shall be watertight. The cargo tanks and the bulkheads bounding the cargo area shall have no openings or penetrations below deck.

Copyright © United Nations, 2019. All rights reserved

The bulkhead between the engine room and the cofferdam or service space in the cargo area or between the engine room and a hold space may be fitted with penetrations provided that they conform to the provisions of 9.3.3.17.5.

The bulkhead between the cargo tank and the cargo pump-room below deck may be fitted with penetrations provided that they conform to the provisions of 9.3.3.17.6. The bulkheads between the cargo tanks may be fitted with penetrations provided that the loading and unloading piping are fitted with shut-off devices in the cargo tank from which they come. These pipes shall be fitted at least 0.60m above the bottom. The shut-off devices shall be capable of being activated from the deck.

9.3.3.11.5 Double-hull spaces and double bottoms in the cargo area shall be arranged for being filled with ballast water only. Double bottoms may, however, be used as oil fuel tanks, provided they comply with the provisions of 9.3.3.32.

- 9.3.3.11.6
- (a) A cofferdam, the centre part of a cofferdam or another space below deck in the cargo area may be arranged as a service space, provided the bulkheads bounding the service space extend vertically to the bottom. This service space shall only be accessible from the deck.
  - (b) The service space shall be watertight with the exception of its access hatches and ventilation inlets.
  - (c) No piping for loading and unloading shall be fitted within the service space referred to under 9.3.3.11.4 above.

Piping for loading and unloading may be fitted in the cargo pump-rooms below deck only when they conform to the provisions of 9.3.3.17.6.

9.3.3.11.7 Where independent cargo tanks are used, or for double-hull construction where the cargo tanks are integrated in the vessel's structure, the space between the wall of the vessel and wall of the cargo tanks shall be not less than 0.60 m.

The space between the bottom of the vessel and the bottom of the cargo tanks shall be not less than 0.50 m. The space may be reduced to 0.40 m under the pump sumps.

The vertical space between the suction well of a cargo tank and the bottom structures shall be not less than 0.10 m.

When a hull is constructed in the cargo area as a double hull with independent cargo tanks located in hold spaces, the above values are applicable to the double hull. If in this case the minimum values for inspections of independent tanks referred to in 9.3.3.11.9 are not feasible, it must be possible to remove the cargo tanks easily for inspection.

9.3.3.11.8 Where service spaces are located in the cargo area under deck, they shall be arranged so as to be easily accessible and to permit persons wearing protective clothing and breathing apparatus to safely operate the service equipment contained therein. They shall be designed so as to allow injured or unconscious personnel to be removed from such spaces without difficulties, if necessary by means of fixed equipment.

9.3.3.11.9 Cofferdams, double-hull spaces, double bottoms, cargo tanks, hold spaces and other accessible spaces within the cargo area shall be arranged so that they may be completely inspected and cleaned. The dimensions of openings except for those of double-hull spaces and double bottoms which do not have a wall adjoining the cargo tanks shall be sufficient to allow a person wearing breathing apparatus to enter or leave the space without difficulties. These openings shall have a minimum cross-section of 0.36 m<sup>2</sup> and a minimum side length of 0.50 m. They shall be designed so as to allow injured or unconscious personnel to be removed from the bottom of such a space without difficulties, if necessary by means of fixed



Copyright © United Nations, 2019. All rights reserved

equipment. In these spaces the free penetration width shall not be less than 0.50 m in the sector intended for the penetration. In double bottoms this distance may be reduced to 0.45 m.

Cargo tanks may have circular openings with a diameter of not less than 0.68 m.

9.3.3.11.10 9.3.3.11.6 (c) above does not apply to open type N.

#### **9.3.3.12 Ventilation**

9.3.3.12.1 Each hold space shall have two openings the dimensions and location of which shall be such as to permit effective ventilation of any part of the hold space. If there are no such openings, it shall be possible to fill the hold spaces with inert gas or dry air.

9.3.3.12.2 Double-hull spaces and double bottoms within the cargo area which are not arranged for being filled with ballast water, hold spaces and cofferdams shall be provided with ventilation systems.

9.3.3.12.3 (a) A service space located within the cargo area below deck shall be provided with a ventilation system. The capacity of the fans shall be sufficient to ensure 20 complete changes of air per hour based on the volume of the service space.

The ventilation exhaust ducts shall extend down to 50 mm above the bottom of the service space. The air shall be supplied through a duct at the top of the service space.

(b) If the list of substances on the vessel according to 1.16.1.2.5 is going to include substances that require explosion protection in accordance with column (17) of Table C of Chapter 3.2, then the air inlets shall be located not less than 2.00 m above the deck, at a distance of not less than 2.00 m from tank openings and 6.00 m from the outlets of safety valves.

The extension pipes which may be necessary may be of the hinged type.

(c) On board open Type N vessels, other suitable installations without ventilator fans shall be sufficient.

9.3.3.12.4 (a) Ventilation shall be provided for the accommodation, wheelhouse and service spaces.

(b) The ventilation system in such spaces shall meet the following requirements:

(i) The air intakes shall be located as far away as possible, and not less than 6.00 m from the protected area and not less than 2.00 m above the deck;

(ii) Pressure of at least 0.1 kPa (0.001 bar) may be maintained in the premises;

(iii) A breakdown alarm is integrated;

(iv) The ventilation system, including the breakdown alarm, shall be at least of the 'limited explosion risk' type;

(v) A gas detection system conforming to conditions 1. to 4. below is connected to the ventilation system:

1. It is appropriate at least for use in zone 1, explosion group IIC and temperature class T6;

2. It is equipped with sensors;

– On the suction inlets of the ventilation systems; and

Copyright © United Nations, 2019. All rights reserved

– Directly below the top edge of the sill of the entrance doors;

3. Its t90 response time is lower than or equal to 4 s;

4. Measurement shall be continuous;

(vi) In the service spaces, the ventilation system is linked to the emergency lighting, which shall be at least of the 'limited explosion risk' type;

This emergency lighting is not necessary if the lighting installations in the service spaces are of at least the 'limited explosion risk' type;

(vii) The suction of the ventilation system and installations and equipment that do not meet the requirements set out in 9.3.3.51 (a) and (b) and 9.3.3.52.1 must be shut down when a concentration of 20% of LEL of n-Hexane is reached;

The switching-off shall be indicated in the accommodation and wheelhouse by visual and audible signals;

(viii) In the event of failure of the ventilation system or the gas detection installations in the accommodation, installations and equipment in the accommodation that do not meet the requirements set out in 9.3.3.51 (a) and (b) and 9.3.3.52.1 must be stopped;

The failure shall be indicated in the accommodation, the wheelhouse and on the deck by visual and audible signals;

(ix) In the event of failure of the ventilation system or the gas detection installations in the wheelhouse or service spaces, installations and equipment in those spaces that do not meet the requirements set out in 9.3.3.51 (a) and (b) and 9.3.3.52.1 must be shut down;

The failure shall be indicated in the wheelhouse and on the deck by visual and audible signals. The alarm must be relayed to the accommodation automatically if it has not been switched off;

(x) Any switching-off shall take place immediately and automatically and, if necessary, shall activate the emergency lighting;

The automatic switch-off device is set so that no automatic switching-off may occur while the vessel is under way;

(c) If there is no ventilation system or the ventilation system of a space does not comply with all the requirements set out in (b) above, any installations or equipment present in that space that may, if switched on, give rise to surface temperatures higher than those mentioned in 9.3.3.51 (a) and (b) or that do not meet the requirements set out in 9.3.3.52.1 must be capable of being switched off.

9.3.3.12.5 *(Deleted)*

9.3.3.12.6 Notice boards shall be fitted at the ventilation inlets indicating the conditions under which they shall be closed. All ventilation inlets of accommodation, wheelhouse and service spaces leading to the open air outside the cargo area shall be fitted with devices permanently fixed according to 9.3.3.40.2.2 (c), enabling them to be closed rapidly. It shall be clear whether they are open or closed.

Such ventilation inlets shall be located not less than 2.00 m from the cargo area.

Ventilation inlets of service spaces in the cargo area may be located within that area.

Copyright © United Nations, 2019. All rights reserved

9.3.3.12.7 Open Type N vessels are only required to meet the requirements of 9.3.3.12.4 (b) or (c) if the vessel remains in the immediate vicinity of or within a shoreside assigned zone.

9.3.3.12.8 9.3.3.12.6 and 9.3.3.12.7 above do not apply to open type N.

### **9.3.3.13 *Stability (general)***

9.3.3.13.1 Proof of sufficient stability shall be furnished. This proof is not required for single hull vessels with cargo tanks the width of which is not more than 0.70 B.

9.3.3.13.2 The basic values for the stability calculation – the vessel's lightweight and location of the centre of gravity – shall be determined either by means of an inclining experiment or by detailed mass and moment calculation. In the latter case the lightweight of the vessel shall be checked by means of a lightweight test with a tolerance limit of  $\pm 5\%$  between the mass determined by calculation and the displacement determined by the draught readings.

9.3.3.13.3 Proof of sufficient intact stability shall be furnished for all stages of loading and unloading and for the final loading condition for all the relative densities of the substances transported contained in the vessel substance list according to 1.16.1.2.5.

For every loading operation, taking account of the actual fillings and floating position of cargo tanks, ballast tanks and compartments, drinking water and sewage tanks and tanks containing products for the operation of the vessel, the vessel shall comply with the intact and damage stability requirements.

Intermediate stages during operations shall also be taken into consideration.

The proof of sufficient stability shall be shown for every operating, loading and ballast condition in the stability booklet, to be approved by the recognized classification society, which classes the vessel. If it is unpractical to pre-calculate the operating, loading and ballast conditions, a loading instrument approved by the recognised classification society which classes the vessel shall be installed and used which contains the contents of the stability booklet.

**NOTE:** *A stability booklet shall be worded in a form comprehensible for the responsible master and containing the following details:*

*General description of the vessel:*

- *General arrangement and capacity plans indicating the assigned use of compartments and spaces (cargo tanks, stores, accommodation, etc.);*
- *A sketch indicating the position of the draught marks referring to the vessel's perpendiculars;*
- *A scheme for ballast/bilge pumping and overflow prevention systems;*
- *Hydrostatic curves or tables corresponding to the design trim, and, if significant trim angles are foreseen during the normal operation of the vessel, curves or tables corresponding to such range of trim are to be introduced;*
- *Cross curves or tables of stability calculated on a free trimming basis, for the ranges of displacement and trim anticipated in normal operating conditions, with an indication of the volumes which have been considered buoyant;*
- *Tank sounding tables or curves showing capacities, centres of gravity, and free surface data for all cargo tanks, ballast tanks and compartments, drinking water and sewage water tanks and tanks containing products for the operation of the vessel;*

Copyright © United Nations, 2019. All rights reserved

- *Lightship data (weight and centre of gravity) resulting from an inclining test or deadweight measurement in combination with a detailed mass balance or other acceptable measures. Where the above-mentioned information is derived from a sister vessel, the reference to this sister vessel shall be clearly indicated, and a copy of the approved inclining test report relevant to this sister vessel shall be included;*
- *A copy of the approved test report shall be included in the stability booklet;*
- *Operating loading conditions with all relevant details, such as:*
  - *Lightship data, tank fillings, stores, crew and other relevant items on board (mass and centre of gravity for each item, free surface moments for liquid loads);*
  - *Draughts amidships and at perpendiculars;*
  - *Metacentric height corrected for free surfaces effect;*
  - *Righting lever values and curve;*
  - *Longitudinal bending moments and shear forces at read-out points;*
  - *Information about openings (location, type of tightness, means of closure); and*
  - *Information for the master;*
- *Calculation of the influence of ballast water on stability with information on whether fixed level gauges for ballast tanks and compartments have to be installed or whether the ballast tanks or compartments shall only be completely full or completely empty when underway.*

9.3.3.13.4 Floatability after damage shall be proved for the most unfavourable loading condition. For this purpose, calculated proof of sufficient stability shall be established for critical intermediate stages of flooding and for the final stage of flooding.

#### **9.3.3.14 *Stability (intact)***

9.3.3.14.1 For vessels with independent cargo tanks and for double-hull constructions with cargo tanks integrated in the frames of the vessel, the requirements for intact stability resulting from the damage stability calculation shall be fully complied with.

9.3.3.14.2 For vessels with cargo tanks of more than 0.70 B in width, proof shall be furnished that the following stability requirements have been complied with:

- (a) In the positive area of the righting lever curve up to immersion of the first non-watertight opening there shall be a righting lever (GZ) of not less than 0.10 m;
- (b) The surface of the positive area of the righting lever curve up to immersion of the first non-watertight opening and in any event up to an angle of heel  $\leq 27^\circ$  shall not be less than 0.024 m.rad;
- (c) The metacentric height (GM) shall be not less than 0.10 m.

These conditions shall be met bearing in mind the influence of all free surfaces in tanks for all stages of loading and unloading.

Copyright © United Nations, 2019. All rights reserved

**9.3.3.15      *Stability (damaged condition)***

9.3.3.15.1 For vessels with independent cargo tanks and for double-hull vessels with cargo tanks integrated in the construction of the vessel, the following assumptions shall be taken into consideration for the damaged condition:

(a) The extent of side damage is as follows:

longitudinal extent:	at least 0.10 L, but not less than 5.00 m;
transverse extent:	0.59 m inboard from the vessel's side at right angles to the centreline at the level corresponding to the maximum draught, or when applicable, the distance allowed by section 9.3.4, reduced by 0.01 m;
vertical extent:	from the base line upwards without limit.

(b) The extent of bottom damage is as follows:

longitudinal extent:	at least 0.10 L, but not less than 5.00 m;
transverse extent:	3.00 m;
vertical extent:	from the base 0.49 m upwards, the sump excepted.

(c) Any bulkheads within the damaged area shall be assumed damaged, which means that the location of bulkheads shall be chosen so as to ensure that the vessel remains afloat after the flooding of two or more adjacent compartments in the longitudinal direction.

The following provisions are applicable:

- For bottom damage, adjacent athwartship compartments shall also be assumed as flooded;
- The lower edge of any non-watertight openings (e.g. doors, windows, access hatchways) shall, at the final stage of flooding, be not less than 0.10 m above the damage waterline;
- In general, permeability shall be assumed to be 95%. Where an average permeability of less than 95% is calculated for any compartment, this calculated value obtained may be used.

However, the following minimum values shall be used:

- |  |            |
|--|------------|
| – engine rooms:  | 85%;       |
| – accommodation:   | 95%;       |
| – double bottoms, oil fuel tanks, ballast tanks, etc., depending on whether, according to their function, they have to be assumed as full or empty for the vessel floating at the maximum permissible draught: | 0% or 95%. |

For the main engine room only the one-compartment standard need be taken into account, i.e. the end bulkheads of the engine room shall be assumed as not damaged.

9.3.3.15.2 For the intermediate stage of flooding the following criteria have to be fulfilled:

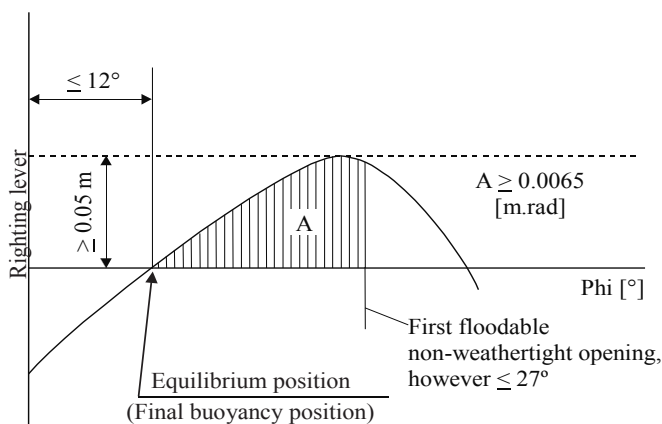
$GZ \geq 0.03m$

Range of positive GZ: 5°.

Copyright © United Nations, 2019. All rights reserved

At the stage of equilibrium (final stage of flooding), the angle of heel shall not exceed  $12^\circ$ . Non-watertight openings shall not be flooded before reaching the stage of equilibrium. If such openings are immersed before that stage, the corresponding spaces shall be considered as flooded for the purpose of the stability calculation.

The positive range of the righting lever curve beyond the stage of equilibrium shall have a righting lever of  $\geq 0.05$  m in association with an area under the curve of  $\geq 0.0065$  m.rad. The minimum values of stability shall be satisfied up to immersion of the first non-watertight opening and in any event up to an angle of heel  $\leq 27^\circ$ . If non-watertight openings are immersed before that stage, the corresponding spaces shall be considered as flooded for the purposes of stability calculation.



9.3.3.15.3 If openings through which undamaged compartments may additionally become flooded are capable of being closed watertight, the closing appliances shall be marked accordingly.

9.3.3.15.4 Where cross- or down-flooding openings are provided for reduction of unsymmetrical flooding, the time for equalization shall not exceed 15 minutes, if during the intermediate stages of flooding sufficient stability has been proved.

### 9.3.3.16 *Engine rooms*

9.3.3.16.1 Internal combustion engines for the vessel's propulsion as well as internal combustion engines for auxiliary machinery shall be located outside the cargo area. Entrances and other openings of engine rooms shall be at a distance of not less than 2.00 m from the cargo area.

9.3.3.16.2 The engine rooms shall be accessible from the deck; the entrances shall not face the cargo area. Where the doors are not located in a recess whose depth is at least equal to the door width, the hinges shall face the cargo area.

9.3.3.16.3 The last sentence of 9.3.3.16.2 does not apply to oil separator or supply vessels.

### 9.3.3.17 *Accommodation and service spaces*

9.3.3.17.1 Accommodation spaces and the wheelhouse shall be located outside the cargo area forward of the fore vertical plane or abaft the aft vertical plane bounding the part of the cargo area below deck. Windows of the wheelhouse which are located not less than 1.00 m above the bottom of the wheelhouse may tilt forward.

9.3.3.17.2 Entrances to spaces and openings of superstructures shall not face the cargo area. Doors opening outward and not located in a recess whose depth is at least equal to the width of the doors shall have their hinges face the cargo area.

Copyright © United Nations, 2019. All rights reserved

- 9.3.3.17.3 Entrances from the deck and openings of spaces facing the weather shall be capable of being closed. The following instruction shall be displayed at the entrance of such spaces:

**Do not open during loading, unloading and degassing  
without the permission of the master.  
Close immediately.**

- 9.3.3.17.4 Entrances and windows of superstructures and accommodation spaces which can be opened as well as other openings of these spaces shall be located not less than 2.00 m from the cargo area. No wheelhouse doors and windows shall be located within 2.00 m from the cargo area, except where there is no direct connection between the wheelhouse and the accommodation.

- 9.3.3.17.5
- (a) Driving shafts of the bilge or ballast pumps may penetrate through the bulkhead between the service space and the engine room, provided the arrangement of the service space is in compliance with 9.3.3.11.6.
  - (b) The penetration of the shaft through the bulkhead shall be gastight and shall have been approved by a recognised classification society.
  - (c) The necessary operating instructions shall be displayed.
  - (d) Penetrations through the bulkhead between the engine room and the service space in the cargo area and the bulkhead between the engine room and the hold spaces may be provided for electrical cables, hydraulic lines and piping for measuring, control and alarm systems, provided that the penetrations have been approved by a recognised classification society. The penetrations shall be gastight. Penetrations through a bulkhead with an "A-60" fire protection insulation according to SOLAS 74, Chapter II-2, Regulation 3, shall have an equivalent fire protection.
  - (e) Pipes may penetrate the bulkhead between the engine room and the service space in the cargo area provided that these are pipes between the mechanical equipment in the engine room and the service space which do not have any openings within the service space and which are provided with shut-off devices at the bulkhead in the engine room.
  - (f) Notwithstanding 9.3.3.11.4, pipes from the engine room may pass through the service space in the cargo area or a cofferdam or a hold space or a double-hull space to the outside provided that within the service space or cofferdam or hold space or double-hull space they are of the thick-walled type and have no flanges or openings.
  - (g) Where a driving shaft of auxiliary machinery penetrates through a wall located above the deck the penetration shall be gastight.

- 9.3.3.17.6 A service space located within the cargo area below deck shall not be used as a cargo pump-room for the loading and unloading system, except where:

- The cargo pump-room is separated from the engine room or from service spaces outside the cargo area by a cofferdam or a bulkhead with an insulation of Class "A-60" as defined in SOLAS 74, Chapter II-2, Regulation 3, or by a service space or a hold space;
- The "A-60" bulkhead required above does not include penetrations referred to in 9.3.3.17.5 (a);
- Ventilation exhaust outlets are located not less than 6.00 m from entrances and openings of the accommodation, wheelhouse and service spaces outside the cargo area;

Copyright © United Nations, 2019. All rights reserved

- The access hatches and ventilation inlets can be closed from the outside;
- All piping for loading and unloading as well as that of stripping systems is provided with shut-off devices at the pump suction side in the cargo pump-room immediately at the bulkhead. The necessary operation of the control devices in the pump-room, starting of pumps and control of the liquid flow rate shall be effected from the deck;
- The bilge of the cargo pump-room is equipped with a gauging device for measuring the filling level which activates a visual and audible alarm in the wheelhouse when liquid is accumulating in the cargo pump-room bilge;
- The cargo pump room is provided with a permanent oxygen detection system which automatically indicates the amount of oxygen and which actuates a visual and audible alarm when the oxygen concentration has reached 19.5% by volume. The sensors of this system shall be placed at suitable positions at the bottom and at a height of 2.00 m. Measurement shall be continuous and displayed near to the entrance. Audible and visual alarms shall be installed in the wheelhouse and in the cargo pump-room and, when the alarm is actuated, the loading and unloading system shall be shut down;
- Failure of the oxygen measuring system shall activate a visual and audible alarm in the wheelhouse and on deck. The alarm must be relayed to the accommodation automatically if it has not been switched off;
- The ventilation system prescribed in 9.3.3.12.3 has a capacity sufficient to ensure not less than 30 changes of air per hour based on the total volume of the service space.

If the list of substances on the vessel according to 1.16.1.2.5 is going to include substances that require explosion protection in accordance with column (17) of Table C of Chapter 3.2, then the cargo pump room shall also be provided with a permanent gas detection system which automatically indicates the presence of flammable gases and actuates a visual and audible alarm when the gas concentration has reached 20% of the LEL of the cargo or 20% of the LEL of n-Hexane, whichever gives the more critical value.

The sensors of this gas detection system shall be placed at suitable positions at the bottom and directly below the deck. Measurement shall be continuous and displayed near to the entrance.

Audible and visual alarms shall be installed in the wheelhouse and in the cargo pump-room and, when the alarm is actuated, the loading and unloading system shall be shut down.

Any failure of the gas detection system shall be immediately signalled in the wheelhouse and on deck by a visual and audible warning. The alarm must be relayed to the accommodation automatically if it has not been switched off.

9.3.3.17.7 The following instruction shall be displayed at the entrance of the cargo pump-room:

**Before entering the cargo pump-room check whether  
it is free from gases and contains sufficient oxygen.  
Do not open doors and entrance openings without  
the permission of the master.  
Leave immediately in the event of alarm.**

9.3.3.17.8 9.3.3.17.5 (g), 9.3.3.17.6 except for the permanent oxygen measuring system and 9.3.3.17.7 do not apply to open type N.

9.3.3.17.2, last sentence, 9.3.3.17.3, last sentence and 9.3.3.17.4 do not apply to oil separator and supply vessels.



Copyright © United Nations, 2019. All rights reserved

### **9.3.3.18**      *Inerting facility*

In cases in which inerting or blanketing of the cargo is prescribed, the vessel shall be equipped with an inerting system.

This system shall be capable of maintaining a permanent minimum pressure of 7 kPa (0.07 bar) in the spaces to be inerted. In addition, the inerting system shall not increase the pressure in the cargo tank to a pressure greater than that at which the pressure valve is regulated. The set pressure of the vacuum-relief valve shall be 3.5 kPa (0.035 bar).

A sufficient quantity of inert gas for loading or unloading shall be carried or produced on board if it is not possible to obtain it on shore. In addition, a sufficient quantity of inert gas to offset normal losses occurring during carriage shall be on board.

The premises to be inerted shall be equipped with connections for introducing the inert gas and monitoring systems so as to ensure the correct atmosphere on a permanent basis.

When the pressure or the concentration of inert gas in the gaseous phase falls below a given value, this monitoring system shall activate an audible and visible alarm in the wheelhouse. When the wheelhouse is unoccupied, the alarm shall also be perceptible in a location occupied by a crew member.

### **9.3.3.19**      *(Reserved)*

### **9.3.3.20**      *Arrangement of cofferdams*

9.3.3.20.1      Cofferdams or cofferdam compartments remaining once a service space has been arranged in accordance with 9.3.3.11.6 shall be accessible through an access hatch.

9.3.3.20.2      Cofferdams shall be capable of being filled with water and emptied by means of a pump. Filling shall be effected within 30 minutes. These requirements are not applicable when the bulkhead between the engine room and the cofferdam has an “A-16” fire protection insulation according to SOLAS 74, Chapter II-2, Regulation 3.

The cofferdams shall not be fitted with inlet valves.

9.3.3.20.3      No fixed pipe shall permit connection between a cofferdam and other piping of the vessel outside the cargo area.

9.3.3.20.4      If the list of substances on the vessel according to 1.16.1.2.5 is going to include substances that require explosion protection in accordance with column (17) of Table C of Chapter 3.2 then the ventilation openings of cofferdams shall be fitted with a flame arrester capable of withstanding a deflagration. The flame arresters shall be chosen according to the explosion groups/subgroups of the substances foreseen for inclusion in the list of substances on the vessel (see column (16) of Table C of Chapter 3.2).

9.3.3.20.5      9.3.3.20.2 above does not apply to oil separator and supply vessels.

### **9.3.3.21**      *Safety and control installations*

9.3.3.21.1      Cargo tanks shall be provided with the following equipment:

- (a) a mark inside the tank indicating the liquid level of 97%;
- (b) a level gauge;
- (c) a level alarm device which is activated at the latest when a degree of filling of 90% is reached;

Copyright © United Nations, 2019. All rights reserved

- (d) a high level sensor for actuating the facility against overflowing when a degree of filling of 97.5% is reached;
- (e) an instrument for measuring the pressure of the vapour phase inside the cargo tank;
- (f) an instrument for measuring the temperature of the cargo, if in column (9) of Table C of Chapter 3.2, a cargo heating installation or a possibility of heating the cargo is required on board, or if a maximum temperature is indicated in column (20) of Table C of Chapter 3.2;
- (g) A connection for a closed-type or partly closed-type sampling device, and/or at least one sampling opening as required in column (13) of Table C of Chapter 3.2;

If the list of substances on the vessel according to 1.16.1.2.5 is going to include substances that require explosion protection in accordance with column (17) of Table C of Chapter 3.2, then the flame arrester plate stack capable of withstanding steady burning of the sampling opening shall be selected according to the explosion groups/subgroups of the substances foreseen for inclusion in the list of substances on the vessel (see column (16) of Table C of Chapter 3.2).

9.3.3.21.2 When the degree of filling in per cent is determined, an error of not more than 0.5% is permitted. It shall be calculated on the basis of the total cargo tank capacity including the expansion trunk.

9.3.3.21.3 The level gauge shall allow readings from the control position of the shut-off devices of the particular cargo tank. The permissible maximum filling levels of 95% and 97%, as given in the list of substances, shall be marked on each level gauge.

Permanent reading of the overpressure and vacuum shall be possible from a location from which loading or unloading operations may be interrupted. The permissible maximum overpressure and vacuum shall be marked on each level gauge.

Readings shall be possible in all weather conditions.

9.3.3.21.4 The level alarm device shall give a visual and audible warning on board when actuated. The level alarm device shall be independent of the level gauge.

9.3.3.21.5 (a) The high level sensor referred to in 9.3.3.21.1 (d) above shall give a visual and audible alarm on board and at the same time actuate an electrical contact which in the form of a binary signal interrupts the electric current loop provided and fed by the shore facility, thus initiating measures at the shore facility against overflowing during loading operations. The signal shall be transmitted to the shore facility via a watertight two-pin plug of a connector device in accordance with standard EN 60309-2:1999 + A1:2007 + A2:2012 for direct current of 40 to 50 volts, identification colour white, position of the nose 10 h.

The plug shall be permanently fitted to the vessel close to the shore connections of the loading and unloading piping.

The high level sensor shall also be capable of switching off the vessel's own discharging pump.

The high level sensor shall be independent of the level alarm device, but it may be connected to the level gauge.

(b) On board oil separator vessels the sensor referred to in 9.3.3.21.1 (d) shall activate a visual and audible alarm and switch off the pump used to evacuate bilge water.

Copyright © United Nations, 2019. All rights reserved

- (c) Supply vessels and other vessels which may be delivering products required for operation shall be equipped with a transshipment facility compatible with European standard EN 12827:1999 and a rapid closing device enabling refuelling to be interrupted. It shall be possible to actuate this rapid closing device by means of an electrical signal from the overflow prevention system. The electrical circuits actuating the rapid closing device shall be secured according to the quiescent current principle or other appropriate error detection measures. The state of operation of electrical circuits which cannot be controlled using the quiescent current principle shall be capable of being easily checked.

It shall be possible to actuate the rapid closing device independently of the electrical signal.

The rapid closing device shall actuate a visual and an audible alarm on board.

- (d) During discharging by means of the on-board pump, it shall be possible for the shore facility to switch it off. For this purpose, an independent intrinsically safe power line, fed by the vessel, shall be switched off by the shore facility by means of an electrical contact.

It shall be possible for the binary signal of the shore facility to be transmitted via a watertight two-pole socket or a connector device in accordance with standard EN 60309-2:1999 + A1:2007 + A2:2012, for direct current of 40 to 50 volts, identification colour white, position of the nose 10 h.

This socket shall be permanently fitted to the vessel close to the shore connections of the unloading piping.

- 9.3.3.21.6 The visual and audible signals given by the level alarm device shall be clearly distinguishable from those of the high level sensor.

The visual alarm shall be visible at each control position on deck of the cargo tank stop valves. It shall be possible to easily check the functioning of the sensors and electric circuits or these shall be intrinsically safe apparatus.

- 9.3.3.21.7 When the pressure or temperature exceeds a set value, instruments for measuring the vacuum or overpressure of the gaseous phase in the cargo tank or the temperature of the cargo shall activate a visual and audible alarm in the wheelhouse and on deck. The alarm must be relayed to the accommodation automatically if it has not been switched off.

When the pressure exceeds the set value during loading and unloading, the instrument for measuring the pressure shall, by means of the plug referred to in 9.3.3.21.5 above, immediately initiate an electrical contact which shall put into effect measures to interrupt the loading or unloading operation. When the vessel's own discharge pump is used, it shall be switched off automatically.

The instrument for measuring the overpressure or vacuum shall activate the alarm at latest when:

- (a) An overpressure equal to 1.15 times the opening pressure of the pressure relief valves/high velocity vent valves is reached; or
- (b) The lower threshold of the design pressure of the vacuum valves, but not exceeding a vacuum of 5 kPa (0.05 bar), is reached.

The maximum permissible temperature is indicated in column (20) of Table C of Chapter 3.2. The sensors for the alarms mentioned in this paragraph may be connected to the alarm device of the sensor.

Copyright © United Nations, 2019. All rights reserved

When it is prescribed in column (20) of Table C of Chapter 3.2, the instrument for measuring the overpressure of the gaseous phase in the cargo tank shall actuate a visible and audible alarm in the wheelhouse when the overpressure exceeds 40 kPa (0.4 bar) during the voyage. The alarm must be relayed to the accommodation automatically if it has not been switched off. It shall be possible to read the gauges in direct proximity to the control for the water spray system.

- 9.3.3.21.8 Where the control elements of the shut-off devices of the cargo tanks are located in a control room, it shall be possible to stop the loading pumps and read the level gauges in the control room, and the visual and audible warning given by the level alarm device, the high level sensor referred to in 9.3.3.21.1 (d) and the instruments for measuring the pressure and temperature of the cargo shall be noticeable in the control room and on deck.

Satisfactory monitoring of the cargo area shall be ensured from the control room.

- 9.3.3.21.9 9.3.3.21.1 (e), 9.3.3.21.7 as regards measuring the pressure, do not apply to open type N with flame-arrester and to open type N.

9.3.3.21.1 (b), (c) and (g), 9.3.3.21.3 and 9.3.3.21.4 do not apply to oil separator and supply vessels.

A flame arrester plate stack in sampling openings is not required on board open type N tank vessels.

9.3.3.21.1 (f) and 9.3.3.21.7 do not apply to supply vessels.

9.3.3.21.5 (a) does not apply to oil separator vessels.

- 9.3.3.21.10 When refrigerated substances are carried the opening pressure of the safety system shall be determined by the design of the cargo tanks. In the event of the transport of substances that must be carried in a refrigerated state the opening pressure of the safety system shall be not less than 25 kPa (0.25 bar) greater than the maximum pressure calculated according to 9.3.3.27.

### **9.3.3.22** *Cargo tank openings*

- 9.3.3.22.1 (a) Cargo tank openings shall be located on deck in the cargo area.
- (b) Cargo tank openings with a cross-section of more than 0.10 m<sup>2</sup> and openings of safety devices for preventing overpressures shall be located not less than 0.50 m above deck.

- 9.3.3.22.2 Cargo tank openings shall be fitted with gastight closures capable of withstanding the test pressure in accordance with 9.3.3.23.2.

- 9.3.3.22.3 Closures which are normally used during loading or unloading operations shall not cause sparking when operated.

- 9.3.3.22.4 Each cargo tank or group of cargo tanks connected to a common venting piping shall be fitted with:

Open Type N:

- Devices to prevent unacceptable overpressures or vacuums and constructed so as to prevent any accumulation of water and penetration of water into the cargo tank.

Copyright © United Nations, 2019. All rights reserved

Open Type N with flame arresters:

- Devices to prevent unacceptable overpressures or vacuums, equipped with flame arresters capable of withstanding steady burning and constructed so as to prevent any accumulation of water and penetration of water into the cargo tank.

Closed Type N:

- (a) A connection for the safe return ashore of gases expelled during loading;
- (b) A safe depressurization device for the cargo tanks, on which the position of the shut-off valve indicates clearly whether it is open or shut;
- (c) Safety valves for preventing unacceptable overpressures or vacuums;

The opening pressure of the safety valves shall be marked indelibly on the valves;

- (d) If the list of substances on the vessel according to 1.16.1.2.5 is going to include substances that require explosion protection in accordance with column (17) of Table C of Chapter 3.2, then:

- At the connection to each cargo tank, the venting piping shall be equipped with a flame arrester capable of withstanding a detonation;
- The vacuum valve and the safe depressurization device for cargo tanks shall be deflagration safe. The deflagration safety may also be ensured by a flame arrester; and
- The pressure relief device shall be designed as a high velocity vent valve, with the gases discharged upwards;

The setting of the pressure relief valves shall be such that during the transport operation they do not blow off until the maximum permissible working pressure of the cargo tanks is reached;

The autonomous protection systems shall be chosen according to the explosion groups/subgroups of the substances listed in the list of substances on the vessel (see column (16) of Table C of Chapter 3.2);

If the high velocity vent valve, the vacuum valve, the flame arresters and the venting piping are required to be heatable for carriage, the safety devices concerned shall be suitable for the relevant temperature;

The opening pressure of the pressure relief valves, the vacuum valve and the high velocity vent valves shall be marked indelibly on the valves;

If a shut-off device is to be mounted between the venting piping and the cargo tank, it shall be placed between the cargo tank and the flame arrester, and each cargo tank shall be equipped with its own safety valves;

- (e) The outlets of the pressure relief devices/high velocity vent valves shall be located not less than 2.00 m above the deck and at a distance of not less than 6.00 m from the openings of the accommodations, the wheelhouse and the service spaces outside the cargo area. This height may be reduced to 1.00 m when there is no equipment and no work is being carried out within a radius of 1.00 m around the pressure relief valve outlet. This area shall be marked as a danger zone.

**9.3.3.22.5 Venting piping**

- (a) When two or more cargo tanks are connected to common venting piping, it is sufficient that the equipment according to 9.3.3.22.4 (safety valves to prevent unacceptable overpressures and vacuums, high velocity vent valve, vacuum valve protected against deflagrations, safe pressure relief device for cargo tanks protected against deflagrations) is installed on the joint venting piping (see also 7.2.4.16.7);
- (b) When each cargo tank is connected to its own venting piping, each cargo tank or the associated venting piping shall be equipped according to 9.3.3.22.4.

9.3.3.22.6 9.3.3.22.2 and 9.3.3.22.5 do not apply to open type N with flame-arrester and to open type N.  
9.3.3.22.3 does not apply to open type N.

**9.3.3.23 Pressure tests**

9.3.3.23.1 The cargo tanks, residual cargo tanks, cofferdams, piping for loading and unloading, with the exception of discharge hoses shall be subjected to initial tests before being put into service and thereafter at prescribed intervals.

Where a heating system is provided inside the cargo tanks, the heating coils shall be subjected to initial tests before being put into service and thereafter at prescribed intervals.

9.3.3.23.2 The test pressure for the cargo tanks and residual cargo tanks shall be not less than 1.3 times the design pressure. The test pressure for the cofferdams and open cargo tanks shall be not less than 10 kPa (0.10 bar) gauge pressure.

9.3.3.23.3 The test pressure for piping for loading and unloading shall be not less than 1,000 kPa (10 bar) gauge pressure.

9.3.3.23.4 The maximum intervals for the periodic tests shall be 11 years.

9.3.3.23.5 The procedure for pressure tests shall comply with the provisions established by the competent authority or a recognised classification society.

**9.3.3.24 Regulation of cargo pressure and temperature**

9.3.3.24.1 Unless the entire cargo system is designed to resist the full effective vapour pressure of the cargo at the upper limits of the ambient design temperatures, the pressure of the tanks shall be kept below the permissible maximum set pressure of the safety valves, by one or more of the following means:

- (a) a system for the regulation of cargo tank pressure using mechanical refrigeration;
- (b) a system ensuring safety in the event of the heating or increase in pressure of the cargo. The insulation or the design pressure of the cargo tank, or the combination of these two elements, shall be such as to leave an adequate margin for the operating period and the temperatures expected; in each case the system shall be deemed acceptable by a recognised classification society and shall ensure safety for a minimum time of three times the operation period;
- (c) other systems deemed acceptable by a recognised classification society.

9.3.3.24.2 The systems prescribed in 9.3.3.24.1 shall be constructed, installed and tested to the satisfaction of the recognised classification society. The materials used in their construction shall be compatible with the cargoes to be carried. For normal service, the upper ambient design temperature limits shall be:

Copyright © United Nations, 2019. All rights reserved

air: +30° C;  
water: +20° C.

- 9.3.3.24.3 The cargo storage system shall be capable of resisting the full vapour pressure of the cargo at the upper limits of the ambient design temperatures, whatever the system adopted to deal with the boil-off gas. This requirement is indicated by remark 37 in column (20) of Table C of Chapter 3.2.

**9.3.3.25 *Pumps and piping***

- 9.3.3.25.1 (a) Pumps and accessory loading and unloading piping shall be located in the cargo area;
- (b) Cargo pumps shall be capable of being shut down from the cargo area and from a position outside the cargo area;
- (c) Cargo pumps situated on deck shall be located not less than 6.00 m from entrances to, or openings of, the accommodation and service spaces outside the cargo area.
- 9.3.3.25.2 (a) Piping for loading and unloading shall be independent of any other piping of the vessel. No cargo piping shall be located below deck, except those inside the cargo tanks and inside the cargo pump-room;
- (b) The piping for loading and unloading shall be arranged so that, after loading or unloading operations, the liquid remaining in these pipes may be safely removed and may flow either into the vessel's cargo tanks or the tanks ashore;
- (c) Piping for loading and unloading shall be clearly distinguishable from other piping, e.g. by means of colour marking;
- (d) *(Reserved)*
- (e) The shore connections shall be located not less than 6.00 m from the entrances to, or openings of, the accommodation and service spaces outside the cargo area;
- (f) Each shore connection of the venting piping and shore connections of the piping for loading and unloading, through which the loading or unloading operation is carried out, shall be fitted with a shut-off device. However, each shore connection shall be fitted with a blind flange when it is not in operation;
- (g) *(Deleted)*
- (h) Piping for loading and unloading, and venting piping, shall not have flexible connections fitted with sliding seals.
- 9.3.3.25.3 *(Deleted)*
- 9.3.3.25.4 (a) Every component of the piping for loading and unloading shall be electrically connected to the hull;
- (b) The piping for loading shall extend down to the bottom of the cargo tanks.
- 9.3.3.25.5 The stop valves or other shut-off devices of the piping for loading and unloading shall indicate whether they are open or shut.
- 9.3.3.25.6 The piping for loading and unloading shall have, at the test pressure, the required elasticity, leakproofness and resistance to pressure.

Copyright © United Nations, 2019. All rights reserved

9.3.3.25.7 The piping for loading and unloading shall be fitted with pressure gauges at the outlet of the pumps. The permissible maximum overpressure or vacuum value shall be indicated on each measuring device. Readings shall be possible in all weather conditions.

9.3.3.25.8 (a) When piping for loading and unloading are used for supplying the cargo tanks with washing or ballast water, the suctions of these pipes shall be located within the cargo area but outside the cargo tanks;

Pumps for tank washing systems with associated connections may be located outside the cargo area, provided the discharge side of the system is arranged in such a way that suction is not possible through that part;

A spring-loaded non-return valve shall be provided to prevent any gases from being expelled from the cargo area through the tank washing system.

(b) A non-return valve shall be fitted at the junction between the water suction pipe and the cargo loading pipe.

9.3.3.25.9 The permissible loading and unloading flows shall be calculated.

Calculations concerning the permissible maximum loading and unloading flows for each cargo tank or each group of cargo tanks, taking into account the design of the ventilation system. These calculations shall take into consideration the fact that in the event of an unforeseen cut-off of the vapour return piping of the shore facility, the safety devices of the cargo tanks will prevent pressure in the cargo tanks from exceeding the following values:

over-pressure: 1.15 times the opening pressure of the pressure relief valve/high velocity vent valve;

vacuum pressure: not more than the design pressure, but not exceeding a vacuum of 5 kPa (0.05 bar).

The main factors to be considered are the following:

1. Dimensions of the ventilation system of the cargo tanks;
2. Gas formation during loading: multiply the largest loading flow by a factor of not less than 1.25;
3. Density of the vapour mixture of the cargo based on 50% volume vapour of 50% volume air;
4. Loss of pressure through ventilation pipes, valves and fittings. Account will be taken of a 30% clogging of the mesh of the flame-arresters;
5. Chocking pressure of the safety valves.

Instructions concerning the permissible maximum loading and unloading flows for each cargo tank or for each group of cargo tanks shall be carried on board.

9.3.3.25.10 Compressed air generated outside the cargo area can be used in the cargo area subject to the installation of a spring-loaded non-return valve to ensure that no gases can escape from the cargo area through the compressed air system into accommodation, wheelhouse or service spaces outside the cargo area.

9.3.3.25.11 If the vessel is carrying several dangerous substances liable to react dangerously with each other, a separate pump with its own piping for loading and unloading shall be installed for



Copyright © United Nations, 2019. All rights reserved

each substance. The piping shall not pass through a cargo tank containing dangerous substances with which the substance in question is liable to react.

9.3.3.25.12 9.3.3.25.1 (a) and (c), 9.3.3.25.2 (a), last sentence and (e) and 9.3.3.25.4 (a) do not apply to type N open unless the substance carried has corrosive properties (see column (5) of Table C of Chapter 3.2, hazard 8).

9.3.3.25.4 (b) does not apply to open type N.

9.3.3.25.2 (f), last sentence, 9.3.3.25.2 (g), 9.3.3.25.8 (a), last sentence and 9.3.3.25.10 do not apply to oil separator and supply vessels.

9.3.3.25.9 does not apply to oil separator vessels.

9.3.3.25.2 (h) does not apply to supply vessels.

### **9.3.3.26** *Residual cargo tanks and receptacles for residual products*

9.3.3.26.1 When vessels are provided with tanks for residual products or receptacles for residual products, they shall be located in the cargo area and comply with the provisions of 9.3.3.26.2 and 9.3.3.26.3. Receptacles for residual products shall be located only in the cargo area on deck and not less than a quarter of the vessel's breadth from the outer shell.

9.3.3.26.2 Tanks for residual products shall be equipped with:

In the case of an open system:

- An ullage opening;
- Connections, with stop valves, for pipes and hose assemblies;
- A device for ensuring pressure equilibrium.

In the case of an open system with flame arrester:

- An ullage opening;
- Connections, with stop valves, for pipes and hose assemblies;
- A device for ensuring pressure equilibrium, fitted with a flame arrester capable of withstanding steady burning.

In the case of a closed system:

- (a) A level indicator;
  - Connections, with stop valves, for pipes and hose assemblies;
  - A vacuum valve and a pressure relief valve;

The pressure relief valve shall be sized so that, during the transport operation, it does not open when in normal operation. This condition is met when the opening pressure of the valve meets the conditions required in column (10) of Table C of Chapter 3.2 for the substance to be carried;

- (b) If the list of substances on the vessel according to 1.16.1.2.5 is going to include substances that require explosion protection in accordance with column (17) of Table C of Chapter 3.2, then the pressure relief valve shall be a high velocity vent

Copyright © United Nations, 2019. All rights reserved

valve and the vacuum valve shall be deflagration safe. The deflagration safety may also be ensured by a flame arrester;

The high velocity vent valve and the deflagration safe vacuum valve shall be chosen according to the explosion groups/subgroups of the substances listed in the list of substances on the vessel (see column (16) of Table C of Chapter 3.2).

The maximum permissible capacity is 30 m<sup>3</sup>.

9.3.3.26.3 The receptacles for residual products shall be equipped with:

- A possibility of indicating the degree of filling;
- Connections, with stop valves, for pipes and hose assemblies;

A connection enabling gases released during filling to be evacuated safely.

9.3.3.26.4 *(Deleted)*

9.3.3.26.5 9.3.3.26.1, 9.3.3.26.2 (final sentence) and 9.3.3.26.3 do not apply to oil separator vessels.

#### **9.3.3.27 Refrigeration system**

9.3.3.27.1 The refrigeration system referred to in 9.3.3.24.1 (a) shall be composed of one or more units capable of keeping the pressure and temperature of the cargo at the upper limits of the ambient design temperatures at the prescribed level. Unless another means of regulating cargo pressure and temperature deemed satisfactory by a recognised classification society is provided, provision shall be made for one or more stand-by units with an output at least equal to that of the largest prescribed unit. A stand-by unit shall include a compressor, its engine, its control system and all necessary accessories to enable it to operate independently of the units normally used. Provision shall be made for a stand-by heat-exchanger unless the system's normal heat-exchanger has a surplus capacity equal to at least 25% of the largest prescribed capacity. It is not necessary to make provision for separate piping.

Cargo tanks, piping and accessories shall be insulated so that, in the event of a failure of all cargo refrigeration systems, the entire cargo remains for at least 52 hours in a condition not causing the safety valves to open.

9.3.3.27.2 The security devices and the connecting lines from the refrigeration system shall be connected to the cargo tanks above the liquid phase of the cargo when the tanks are filled to their maximum permissible degree of filling. They shall remain within the gaseous phase, even if the vessel has a list up to 12 degrees.

9.3.3.27.3 When several refrigerated cargoes with a potentially dangerous chemical reaction are carried simultaneously, particular care shall be given to the refrigeration systems so as to prevent any mixing of the cargoes. For the carriage of such cargoes, separate refrigeration systems, each including the full stand-by unit referred to in 9.3.3.27.1, shall be provided for each cargo. When, however, refrigeration is ensured by an indirect or combined system and no leak in the heat exchangers can under any foreseeable circumstances lead to the mixing of cargoes, no provision need be made for separate refrigeration units for the different cargoes.

9.3.3.27.4 When several refrigerated cargoes are not soluble in each other under conditions of carriage such that their vapour pressures are added together in the event of mixing, particular care shall be given to the refrigeration systems to prevent any mixing of the cargoes.

9.3.3.27.5 When the refrigeration systems require water for cooling, a sufficient quantity shall be supplied by a pump or pumps used exclusively for the purpose. This pump or pumps shall have at least two suction pipes, leading from two water intakes, one to port, the other to

Copyright © United Nations, 2019. All rights reserved

starboard. Provision shall be made for a stand-by pump with a satisfactory flow; this may be a pump used for other purposes provided that its use for supplying water for cooling does not impair any other essential service.

9.3.3.27.6 The refrigeration system may take one of the following forms:

- (a) Direct system: the cargo vapours are compressed, condensed and returned to the cargo tanks. This system shall not be used for certain cargoes specified in Table C of Chapter 3.2. This requirement is indicated by remark 35 in column (20) of Table C of Chapter 3.2;
- (b) Indirect system: the cargo or the cargo vapours are cooled or condensed by means of a coolant without being compressed;
- (c) Combined system: the cargo vapours are compressed and condensed in a cargo/coolant heat-exchanger and returned to the cargo tanks. This system shall not be used for certain cargoes specified in Table C of Chapter 3.2. This requirement is indicated by remark 36 in column (20) of Table C of Chapter 3.2.

9.3.3.27.7 All primary and secondary coolant fluids shall be compatible with each other and with the cargo with which they may come into contact. Heat exchange may take place either at a distance from the cargo tank, or by using cooling coils attached to the inside or the outside of the cargo tank.

9.3.3.27.8 When the refrigeration system is installed in a separate service space, this service space shall meet the requirements of 9.3.3.17.6.

9.3.3.27.9 For all cargo systems, the heat transmission coefficient as used for the determination of the holding time (7.2.4.16.16 and 7.2.4.16.17) shall be determined by calculation. Upon completion of the vessel, the correctness of the calculation shall be checked by means of a heat balance test. The calculation and test shall be performed under supervision by the recognized classification society which classified the vessel.

The heat transmission coefficient shall be documented and kept on board. The heat transmission coefficient shall be verified at every renewal of the certificate of approval.

9.3.3.27.10 A certificate from a recognised classification society stating that 9.3.3.24.1 to 9.3.3.24.3, 9.3.3.27.1 and 9.3.3.27.4 above have been complied with shall be submitted together with the application for issue or renewal of the certificate of approval.

#### 9.3.3.28 *Water-spray system*

When water-spraying is required in column (9) of Table C of Chapter 3.2, a water-spray system shall be installed in the cargo area on deck for the purpose of cooling the tops of cargo tanks by spraying water over the whole surface so as to avoid safely the activation of the pressure relief valves/high velocity vent valves at 10 kPa or as regulated.

The spray nozzles shall be so installed that the entire cargo deck area is covered and the gases released are precipitated safely.

The system shall be capable of being put into operation from the wheelhouse and from the deck. Its capacity shall be such that when all the spray nozzles are in operation, the outflow is not less than 50 litres per square metre of deck area and per hour.

9.3.3.29 and 9.3.3.30 (Reserved)

Copyright © United Nations, 2019. All rights reserved

### **9.3.3.31**      *Engines*

9.3.3.31.1      Only internal combustion engines running on fuel with having a flashpoint above 55 °C are allowed. This provision does not apply to internal combustion engines which are part of propulsion and auxiliary systems. These systems shall meet the requirements of Chapter 30 and Annex 8, Section 1 of the European Standard laying down Technical Requirements for Inland Navigation vessels (ES-TRIN) as amended.<sup>2</sup>

9.3.3.31.2      Ventilation inlets of the engine room and, when the engines do not take in air directly from the engine room, air intakes of the engines shall be located not less than 2.00 m from the cargo area.

9.3.3.31.3 and 9.3.3.31.4      *(Deleted)*

9.3.3.31.5      The ventilation in the closed engine room shall be designed so that, at an ambient temperature of 20 °C, the average temperature in the engine room does not exceed 40 °C.

9.3.3.31.6      9.3.3.31.2 above does not apply to oil separator or supply vessels.

### **9.3.3.32**      *Oil fuel tanks*

9.3.3.32.1      Where the vessel is provided with hold spaces, the double bottoms within these spaces may be arranged as oil fuel tanks, provided their depth is not less than 0.6 m.

Oil fuel pipes and openings of such tanks are not permitted in the hold space.

9.3.3.32.2      The open ends of the air pipes of each oil fuel tanks shall extend to not less than 0.5 m above the open deck. These open ends and the open ends of overflow pipes leading to the deck shall be fitted with a protective device consisting of a gauze diaphragm or a perforated plate.

9.3.3.33      *(Reserved)*

### **9.3.3.34**      *Exhaust pipes*

9.3.3.34.1      Exhaust shall be evacuated from the vessel into the open air either upwards through an exhaust pipe or through the shell plating. The exhaust outlet shall be located not less than 2.00 m from the cargo area. The exhaust pipes of engines shall be arranged so that the exhausts are led away from the vessel. The exhaust pipes shall not be located within the cargo area.

9.3.3.34.2      Exhaust pipes shall be provided with a device preventing the escape of sparks, e.g. spark arresters.

9.3.3.34.3      The distance prescribed in 9.3.3.34.1 above does not apply to oil separator or supply vessels.

### **9.3.3.35**      *Bilge pumping and ballasting arrangements*

9.3.3.35.1      Bilge and ballast pumps for spaces within the cargo area shall be installed within such area.

This provision does not apply to:

- double-hull spaces and double bottoms which do not have a common boundary wall with the cargo tanks;

<sup>2</sup> As available on the website of the Comité Européen pour l'Élaboration de Standards dans le Domaine de Navigation Intérieure – CESNI, <https://www.cesni.eu/en/documents/es-trin/>.

Copyright © United Nations, 2019. All rights reserved

- cofferdams, double-hull, double bottom and hold spaces where ballasting is carried out using the piping of the fire-fighting system in the cargo area and bilge-pumping is performed using eductors which are installed in the cargo area.

9.3.3.35.2 Where the double bottom is used as a liquid oil fuel tank, it shall not be connected to the bilge piping system.

9.3.3.35.3 Where the ballast pump is installed in the cargo area, the standpipe and its outboard connection for suction of ballast water shall be located within the cargo area but outside the cargo tanks.

9.3.3.35.4 A cargo pump-room below deck shall be capable of being drained in an emergency by an installation located in the cargo area and independent from any other installation. The installation shall be provided outside the cargo pump-room.

9.3.3.36 to 9.3.3.39 (Reserved)

#### **9.3.3.40** *Fire-extinguishing arrangements*

9.3.3.40.1 A fire-extinguishing system shall be installed on the vessel. This system shall comply with the following requirements:

- It shall be supplied by two independent fire or ballast pumps, one of which shall be ready for use at any time. These pumps and their means of propulsion and electrical equipment shall not be installed in the same space;
- It shall be provided with a water main fitted with at least three hydrants in the cargo area above deck. Three suitable and sufficiently long hoses with jet/spray nozzles having a diameter of not less than 12 mm shall be provided. Alternatively one or more of the hose assemblies may be substituted by directable jet/spray nozzles having a diameter of not less than 12 mm. It shall be possible to reach any point of the deck in the cargo area simultaneously with at least two jets of water which do not emanate from the same hydrant;

A spring-loaded non-return valve shall be fitted to ensure that no gases can escape through the fire-extinguishing system into the accommodation, wheelhouse or service spaces outside the cargo area;

- The capacity of the system shall be at least sufficient for a jet of water to have a minimum reach of not less than the vessel's breadth from any location on board with two spray nozzles being used at the same time;
- The water supply system shall be capable of being put into operation from the wheelhouse and from the deck;
- Measures shall be taken to prevent the freezing of fire-mains and hydrants.

9.3.3.40.2 In addition the engine room, the pump-room and all spaces containing essential equipment (switchboards, compressors, etc.) for the refrigeration equipment, if any, shall be provided with a fixed fire-extinguishing system meeting the following requirements:

##### **9.3.3.40.2.1** *Extinguishing agents*

For the protection of spaces in engine rooms, boiler rooms and pump rooms, only permanently fixed fire-extinguishing systems using the following extinguishing agents are permitted:

- (a) CO<sub>2</sub> (carbon dioxide);

Copyright © United Nations, 2019. All rights reserved

- (b) HFC 227 ea (heptafluoropropane);
- (c) IG-541 (52% nitrogen, 40% argon, 8% carbon dioxide);
- (d) FK-5-1-12 (dodecafluoro 2-methylpentane-3-one);
- (e) (*Reserved*)
- (f)  $K_2CO_3$  (potassium carbonate).

Other extinguishing agents are permitted only on the basis of recommendations by the Administrative Committee.

#### 9.3.3.40.2.2 *Ventilation, air extraction*

- (a) The combustion air required by the combustion engines which ensure propulsion should not come from spaces protected by permanently fixed fire-extinguishing systems. This requirement is not mandatory if the vessel has two independent main engine rooms with a gastight separation or if, in addition to the main engine room, there is a separate engine room installed with a bow thruster that can independently ensure propulsion in the event of a fire in the main engine room;
- (b) All forced ventilation systems in the space to be protected shall be shut down automatically as soon as the fire-extinguishing system is activated;
- (c) All openings in the space to be protected which permit air to enter or gas to escape shall be fitted with devices enabling them to be closed rapidly. It shall be clear whether they are open or closed;
- (d) Air escaping from the pressure-relief valves of the pressurised air tanks installed in the engine rooms shall be evacuated to the open air;
- (e) Overpressure or negative pressure caused by the diffusion of the extinguishing agent shall not destroy the constituent elements of the space to be protected. It shall be possible to ensure the safe equalisation of pressure;
- (f) Protected spaces shall have a facility for extracting the extinguishing agent and the combustion gases. Such facilities shall be capable of being operated from positions outside the protected rooms and which must not be made inaccessible by a fire within such spaces. If there are permanently installed extractors, it shall not be possible for these to be switched on while the fire is being extinguished.

#### 9.3.3.40.2.3 *Fire alarm system*

The space to be protected shall be monitored by an appropriate fire alarm system. The alarm signal shall be audible in the wheelhouse, the accommodation and the space to be protected.

#### 9.3.3.40.2.4 *Piping system*

- (a) The extinguishing agent shall be routed to and distributed in the space to be protected by means of a permanent piping system. Piping installed in the space to be protected and their fittings shall be made of steel. This shall not apply to the connecting nozzles of tanks and compensators provided that the materials used have equivalent fire-retardant properties. Piping shall be protected against corrosion both internally and externally;

Copyright © United Nations, 2019. All rights reserved

- (b) The discharge nozzles shall be so arranged as to ensure the regular diffusion of the extinguishing agent. In particular, the extinguishing agent must also be effective beneath the floor.

9.3.3.40.2.5 *Triggering device*

- (a) Automatically activated fire-extinguishing systems are not permitted;
- (b) It shall be possible to activate the fire-extinguishing system from a suitable point located outside the space to be protected;
- (c) Triggering devices shall be so installed that they can be activated in the event of a fire and so that the risk of their breakdown in the event of a fire or an explosion in the space to be protected is reduced as far as possible;

Systems which are not mechanically activated shall be supplied from two energy sources independent of each other. These energy sources shall be located outside the space to be protected. The control lines located in the space to be protected shall be so designed as to remain capable of operating in the event of a fire for a minimum of 30 minutes. The electrical installations are deemed to meet this requirement if they conform to the IEC 60331–21:1999 standard;

When the triggering devices are so placed as not to be visible, the component concealing them shall carry the “Fire-fighting system” symbol, each side being not less than 10 cm in length, with the following text in red letters on a white ground:

**Fire-extinguishing system**

- (d) If the fire-extinguishing system is intended to protect several spaces, it shall comprise a separate and clearly-marked triggering device for each space;
- (e) The instructions shall be posted alongside all triggering devices and shall be clearly visible and indelible. The instructions shall be in a language the master can read and understand and if this language is not English, French or German, they shall be in English, French or German. They shall include information concerning:
  - (i) the activation of the fire-extinguishing system;
  - (ii) the need to ensure that all persons have left the space to be protected;
  - (iii) the correct behaviour of the crew in the event of activation and when accessing the space to be protected following activation or diffusion, in particular in respect of the possible presence of dangerous substances;
  - (iv) the correct behaviour of the crew in the event of the failure of the fire-extinguishing system to function properly.
- (f) The instructions shall mention that prior to the activation of the fire-extinguishing system, combustion engines installed in the space and aspirating air from the space to be protected, shall be shut down.

9.3.3.40.2.6 *Alarm device*

- (a) Permanently fixed fire-extinguishing systems shall be fitted with an audible and visual alarm device;

Copyright © United Nations, 2019. All rights reserved

- (b) The alarm device shall be set off automatically as soon as the fire-extinguishing system is first activated. The alarm device shall function for an appropriate period of time before the extinguishing agent is released; it shall not be possible to turn it off;
- (c) Alarm signals shall be clearly visible in the spaces to be protected and their access points and be clearly audible under operating conditions corresponding to the highest possible sound level. It shall be possible to distinguish them clearly from all other sound and visual signals in the space to be protected;
- (d) Sound alarms shall also be clearly audible in adjoining spaces, with the communicating doors shut, and under operating conditions corresponding to the highest possible sound level;
- (e) If the alarm device is not intrinsically protected against short circuits, broken wires and drops in voltage, it shall be possible to monitor its operation;
- (f) A sign with the following text in red letters on a white ground shall be clearly posted at the entrance to any space the extinguishing agent may reach:

**Warning, fire-extinguishing system!**  
**Leave this space immediately when the ... (description)**  
**alarm is activated!**

9.3.3.40.2.7 *Pressurised tanks, fittings and piping*

- (a) Pressurised tanks, fittings and piping shall conform to the requirements of the competent authority or, if there are no such requirements, to those of a recognized classification society;
- (b) Pressurised tanks shall be installed in accordance with the manufacturer's instructions;
- (c) Pressurised tanks, fittings and piping shall not be installed in the accommodation;
- (d) The temperature of cabinets and storage spaces for pressurised tanks shall not exceed 50 °C;
- (e) Cabinets or storage spaces on deck shall be securely stowed and shall have vents so placed that in the event of a pressurised tank not being gastight, the escaping gas cannot penetrate into the vessel. Direct connections with other spaces are not permitted.

9.3.3.40.2.8 *Quantity of extinguishing agent*

If the quantity of extinguishing agent is intended for more than one space, the quantity of extinguishing agent available does not need to be greater than the quantity required for the largest of the spaces thus protected.

9.3.3.40.2.9 *Installation, maintenance, monitoring and documents*

- (a) The mounting or modification of the system shall only be performed by a company specialised in fire-extinguishing systems. The instructions (product data sheet, safety data sheet) provided by the manufacturer of the extinguishing agent or the system shall be followed;
- (b) The system shall be inspected by an expert:
  - (i) before being brought into service;



Copyright © United Nations, 2019. All rights reserved

- (ii) each time it is put back into service after activation;
  - (iii) after every modification or repair;
  - (iv) regularly, not less than every two years.
- (c) During the inspection, the expert is required to check that the system conforms to the requirements of 9.3.3.40.2;
- (d) The inspection shall include, as a minimum:
- (i) an external inspection of the entire system;
  - (ii) an inspection to ensure that the piping is leakproof;
  - (iii) an inspection to ensure that the control and activation systems are in good working order;
  - (iv) an inspection of the pressure and contents of tanks;
  - (v) an inspection to ensure that the means of closing the space to be protected are leakproof;
  - (vi) an inspection of the fire alarm system;
  - (vii) an inspection of the alarm device.
- (e) The person performing the inspection shall establish, sign and date a certificate of inspection;
- (f) The number of permanently fixed fire-extinguishing systems shall be mentioned in the vessel certificate.

9.3.3.40.2.10 *Fire-extinguishing system operating with CO<sub>2</sub>*

In addition to the requirements contained in 9.3.3.40.2.1 to 9.3.3.40.2.9, fire-extinguishing systems using CO<sub>2</sub> as an extinguishing agent shall conform to the following provisions:

- (a) Tanks of CO<sub>2</sub> shall be placed in a gastight space or cabinet separated from other spaces. The doors of such storage spaces and cabinets shall open outwards; they shall be capable of being locked and shall carry on the outside the symbol “Warning: danger”, not less than 5 cm high and “CO<sub>2</sub>” in the same colours and the same size;
- (b) Storage cabinets or spaces for CO<sub>2</sub> tanks located below deck shall only be accessible from the outside. These spaces shall have an artificial ventilation system with extractor hoods and shall be completely independent of the other ventilation systems on board;
- (c) The level of filling of CO<sub>2</sub> tanks shall not exceed 0.75 kg/l. The volume of depressurised CO<sub>2</sub> shall be taken to be 0.56 m<sup>3</sup>/kg;
- (d) The concentration of CO<sub>2</sub> in the space to be protected shall be not less than 40% of the gross volume of the space. This quantity shall be released within 120 seconds. It shall be possible to monitor whether diffusion is proceeding correctly;
- (e) The opening of the tank valves and the control of the diffusing valve shall correspond to two different operations;

Copyright © United Nations, 2019. All rights reserved

- (f) The appropriate period of time mentioned in 9.3.3.40.2.6 (b) shall be not less than 20 seconds. A reliable installation shall ensure the timing of the diffusion of CO<sub>2</sub>.

9.3.3.40.2.11 *Fire-extinguishing system operating with HFC-227 ea (heptafluoropropane)*

In addition to the requirements of 9.3.3.40.2.1 to 9.3.3.40.2.9, fire-extinguishing systems using HFC-227 ea as an extinguishing agent shall conform to the following provisions:

- (a) Where there are several spaces with different gross volumes, each space shall be equipped with its own fire-extinguishing system;
- (b) Every tank containing HFC-227 ea placed in the space to be protected shall be fitted with a device to prevent overpressure. This device shall ensure that the contents of the tank are safely diffused in the space to be protected if the tank is subjected to fire, when the fire-extinguishing system has not been brought into service;
- (c) Every tank shall be fitted with a device permitting control of the gas pressure;
- (d) The level of filling of tanks shall not exceed 1.15 kg/l. The specific volume of depressurised HFC-227 ea shall be taken to be 0.1374 m<sup>3</sup>/kg;
- (e) The concentration of HFC-227 ea in the space to be protected shall be not less than 8% of the gross volume of the space. This quantity shall be released within 10 seconds;
- (f) Tanks of HFC-227 ea shall be fitted with a pressure monitoring device which triggers an audible and visual alarm in the wheelhouse in the event of an unscheduled loss of propellant gas. Where there is no wheelhouse, the alarm shall be triggered outside the space to be protected;
- (g) After discharge, the concentration in the space to be protected shall not exceed 10.5% (volume);
- (h) The fire-extinguishing system shall not comprise aluminium parts.

9.3.3.40.2.12 *Fire-extinguishing system operating with IG-541*

In addition to the requirements of 9.3.3.40.2.1 to 9.3.3.40.2.9, fire-extinguishing systems using IG-541 as an extinguishing agent shall conform to the following provisions:

- (a) Where there are several spaces with different gross volumes, every space shall be equipped with its own fire-extinguishing system;
- (b) Every tank containing IG-541 placed in the space to be protected shall be fitted with a device to prevent overpressure. This device shall ensure that the contents of the tank are safely diffused in the space to be protected if the tank is subjected to fire, when the fire-extinguishing system has not been brought into service;
- (c) Each tank shall be fitted with a device for checking the contents;
- (d) The filling pressure of the tanks shall not exceed 200 bar at a temperature of +15 °C;
- (e) The concentration of IG-541 in the space to be protected shall be not less than 44% and not more than 50% of the gross volume of the space. This quantity shall be released within 120 seconds.

9.3.3.40.2.13 *Fire-extinguishing system operating with FK-5-1-12*

In addition to the requirements of 9.3.3.40.2.1 to 9.3.3.40.2.9, fire-extinguishing systems using FK-5-1-12 as an extinguishing agent shall comply with the following provisions:

- (a) Where there are several spaces with different gross volumes, every space shall be equipped with its own fire-extinguishing system;
- (b) Every tank containing FK-5-1-12 placed in the space to be protected shall be fitted with a device to prevent overpressure. This device shall ensure that the contents of the tank are safely diffused in the space to be protected if the tank is subjected to fire, when the fire-extinguishing system has not been brought into service;
- (c) Every tank shall be fitted with a device permitting control of the gas pressure;
- (d) The level of filling of tanks shall not exceed 1.00 kg/l. The specific volume of depressurized FK-5-1-12 shall be taken to be 0.0719 m<sup>3</sup>/kg;
- (e) The volume of FK-5-1-12 in the space to be protected shall be not less than 5.5% of the gross volume of the space. This quantity shall be released within 10 seconds;
- (f) Tanks of FK-5-1-12 shall be fitted with a pressure monitoring device which triggers an audible and visual alarm in the wheelhouse in the event of an unscheduled loss of extinguishing agent. Where there is no wheelhouse, the alarm shall be triggered outside the space to be protected;
- (g) After discharge, the concentration in the space to be protected shall not exceed 10.0%.

9.3.3.40.2.14 *(Reserved)*

9.3.3.40.2.15 *Fire-fighting systems using K<sub>2</sub>CO<sub>3</sub> as the extinguishing agent*

In addition to the requirements laid down in 9.3.3.40.2.1 to 9.3.3.40.2.3, 9.3.3.40.2.5, 9.3.3.40.2.6 and 9.3.3.40.2.9, fire-fighting systems using K<sub>2</sub>CO<sub>3</sub> as the extinguishing agent shall comply with the following provisions:

- (a) The fire-fighting system shall have a type-approval pursuant to Directive 2014/90/EU<sup>3</sup> or to MSC/Circ. 1270;<sup>4</sup>
- (b) Each room shall be provided with its own firefighting system;
- (c) The extinguishing agent must be stored in specially provided unpressurised tanks in the room to be protected. These tanks shall be fitted in such a way that the extinguishing agent is dispensed evenly in the room. In particular the extinguishing agent shall also work underneath the deck plates;
- (d) Each tank is separately connected with the triggering device;
- (e) The quantity of dry aerosol-forming extinguishing agent relative to the room to be protected shall be at least 120 g per m<sup>3</sup> of the net volume of this room. This net

<sup>3</sup> Official Journal of the European Union, L 257 of 28 August 2014, p.146.

<sup>4</sup> International Maritime Organization Circular MSC/Circ. 1270 and corrigenda — Revised Guidelines for the approval of fixed aerosol fire-extinguishing systems equivalent to fixed gas extinguishing systems, as referred to in SOLAS 1974, for machinery spaces — adopted on 4 June 2008.

Copyright © United Nations, 2019. All rights reserved

volume is calculated according to Directive 2014/90/EU<sup>3</sup> or to MSC/Circ. 1270.<sup>4</sup> It shall be possible to supply the extinguishing agent within 120 s.

9.3.3.40.2.16 *Fixed fire-extinguishing system for physical protection*

In order to ensure physical protection in the engine rooms, boiler rooms and pump rooms, permanently fixed fire-extinguishing systems are accepted solely on the basis of recommendations by the Administrative Committee.

9.3.3.40.3 The two hand fire-extinguishers referred to in 8.1.4 shall be located in the cargo area.

9.3.3.40.4 The fire-extinguishing agent and the quantity contained in the permanently fixed fire-extinguishing system shall be suitable and sufficient for fighting fires.

9.3.3.40.5 9.3.3.40.1 and 9.3.3.40.2 above do not apply to oil separator or supply vessels.

**9.3.3.41** *Fire and naked light*

9.3.3.41.1 The outlets of funnels shall be located not less than 2.00 m from the cargo area. Arrangements shall be provided to prevent the escape of sparks and the entry of water.

9.3.3.41.2 Heating, cooking and refrigerating appliances shall not be fuelled with liquid fuels, liquid gas or solid fuels.

The installation in the engine room or in another separate space of heating appliances fuelled with liquid fuel having a flashpoint above 55 °C is, however, permitted.

Cooking and refrigerating appliances are permitted only in the accommodation.

9.3.3.41.3 Only electrical lamps are permitted.

**9.3.3.42** *Cargo heating system*

9.3.3.42.1 Boilers which are used for heating the cargo shall be fuelled with a liquid fuel having a flashpoint of more than 55 °C. They shall be placed either in the engine room or in another separate space below deck and outside the cargo area, which is accessible from the deck or from the engine room.

9.3.3.42.2 The cargo heating system shall be designed so that the cargo cannot penetrate into the boiler in the case of a leak in the heating coils. A cargo heating system with artificial draught shall be ignited electrically.

9.3.3.42.3 The ventilation system of the engine room shall be designed taking into account the air required for the boiler.

9.3.3.42.4 Where the cargo heating system is used during loading, unloading or degassing with a concentration given off by the cargo of 10% of the LEL or above, the service space which contains this system shall fully comply with the requirements of 9.3.3.52.3. This requirement does not apply to the inlets of the ventilation system. These inlets shall be located at a minimum distance of 2 m from the cargo area and 6 m from the openings of cargo tanks or residual cargo tanks, loading pumps situated on deck, openings of high-velocity vent valves, pressure relief devices and shore connections of loading and unloading piping and must be located not less than 2 m above the deck.

<sup>3</sup> Official Journal of the European Union, L 257 of 28 August 2014, p.146.

<sup>4</sup> International Maritime Organization Circular MSC/Circ. 1270 and corrigenda — Revised Guidelines for the approval of fixed aerosol fire-extinguishing systems equivalent to fixed gas extinguishing systems, as referred to in SOLAS 1974, for machinery spaces — adopted on 4 June 2008.

Copyright © United Nations, 2019. All rights reserved

The requirements of 9.3.3.52.3 are not applicable to the unloading of substances having a flashpoint of 60 °C or more when the temperature of the product is at least 15 K lower at the flashpoint.

9.3.3.43 to 9.3.3.49 (Reserved)

9.3.3.50 (Deleted)

**9.3.3.51 Surface temperatures of installations and equipment**

- (a) Surface temperatures of electrical and non-electrical installations and equipment shall not exceed 200 °C;
- (b) Surface temperatures of the outer parts of engines and their air inlets and exhaust ducts shall not exceed 200 °C;
- (c) If the list of substances on the vessel according to 1.16.1.2.5 is going to include substances for which the temperature classes T4, T5 or T6 are indicated in column (15) of Table C of Chapter 3.2, then the corresponding surface temperatures within the assigned zones shall not exceed 135 °C (T4), 100 °C (T5) or 85 °C (T6), respectively;
- (d) (a) and (b) do not apply if the following requirements are met (see also 7.2.3.51.4):
  - (i) Accommodation, wheelhouse and service spaces where surface temperatures higher than those mentioned in (a) and (b) occur are equipped with a ventilation system according to 9.3.3.12.4 (b); or
  - (ii) Installations and equipment which generate surface temperatures higher than those set out in (a) or (b), respectively, must be capable of being shut down. Such installations and equipment shall be marked in red;
- (e) Open Type N vessels are only required to meet the requirements of (a), (b) and (d) if the vessel remains in the immediate vicinity of or within a shoreside assigned zone.

**9.3.3.52 Type and location of electrical installations and equipment**

9.3.3.52.1 Electrical installations and equipment shall be of at least the 'limited explosion risk' type.

This provision does not apply to:

- (a) Lighting installations in the accommodation and the wheelhouse, except for switches near to the entrances;
- (b) Mobile phones, fixed telephone installations, stationary and portable computers and loading instruments in the accommodation or the wheelhouse;
- (c) Electrical installations and equipment which, during a stay in the immediate vicinity of or within a shoreside assigned zone:
  - (i) Are extinguished; or
  - (ii) Are placed in premises equipped with a ventilation system according to 9.3.3.12.4;
- (d) To radiotelephone installations and inland AIS (automatic identification systems) stations in the accommodation and the wheelhouse, if no part of an aerial for radiotelephone installations or AIS stations is situated above or within 2.00 m of the cargo area.

Copyright © United Nations, 2019. All rights reserved

- 9.3.3.52.2 In the cofferdams, double-hull spaces, double bottoms and hold spaces, only hermetically sealed echo sounding devices are allowed, the cables of which are led through thick-walled steel tubes with gastight connections up to the main deck.
- 9.3.3.52.3 The fixed electrical installations and equipment which do not meet the requirements set out in 9.3.3.51 (a), 9.3.3.51 (b) and 9.3.3.52.1 above and their switches shall be marked in red. The disconnection of such equipment shall be controlled from a centralized location on board.
- 9.3.3.52.4 Every insulated distribution network shall be fitted with an automatic device with a visual and audible alarm for checking the insulation level.
- 9.3.3.52.5 Only distribution systems without return connection to the hull are permitted. This provision does not apply to:
- Active cathodic corrosion protection;
  - Certain limited sections of the installations situated outside the cargo area (e.g., connections of starters of diesel engines);
  - The device for checking the insulation level referred to in 9.3.3.52.4.
- 9.3.3.52.6 An electric generator which is permanently driven by an engine and which does not meet the requirements of 9.3.3.52.1 above, shall be fitted with a multipolar switch capable of shutting down the generator. A notice board with the operating instructions shall be displayed near the switch.
- 9.3.3.52.7 Failure of the power supply for the safety and control equipment shall be immediately indicated by visual and audible signals in the wheelhouse and on the deck. The alarm must be relayed to the accommodation automatically if it has not been switched off.
- 9.3.3.52.8 Electrical switches, sockets and cables on deck shall be protected against mechanical damage.
- 9.3.3.52.9 Sockets for the connection of signal lights and gangway lighting shall be solidly fitted to the vessel close to the signal mast or the gangway. The sockets used in this area shall be designed so as to prevent connection or disconnection except when they are not live.
- 9.3.3.52.10 Accumulators shall be located outside the cargo area.
- 9.3.3.52.11 Open Type N vessels are only required to meet the requirements of 9.3.3.52.1 and 9.3.3.52.3 if the vessel remains in the immediate vicinity of or within a shoreside assigned zone.
- 9.3.3.53** *Type and location of electrical and non-electrical installations and equipment intended to be used in explosion hazardous areas*
- 9.3.3.53.1 On board vessels covered by the classification of zones as defined in 1.2.1, electrical and non-electrical installations and equipment used in explosion hazardous areas shall meet at least the requirements for use in the area concerned.
- They shall be selected on the basis of the explosion groups/subgroups and temperature classes to which the substances to be carried belong (see columns (15) and (16) of Table C of Chapter 3.2).
- If the list of substances on the vessel according to 1.16.1.2.5 is going to include substances for which temperature classes T4, T5 or T6 are indicated in column (15) of Table C of Chapter 3.2, then the corresponding surface temperatures within the assigned zones shall not exceed 135 °C (T4), 100 °C (T5) or 85 °C (T6).

Copyright © United Nations, 2019. All rights reserved

If the list of substances on the vessel according to 1.16.1.2.5 is going to include substances for which temperature classes T1 or T2 are indicated in column (15) of Table C of Chapter 3.2, then the corresponding surface temperatures within the assigned zones shall not exceed 200 °C.

9.3.3.53.2 Except in the case of optical fibres, electrical cables shall be armoured or placed in a metallic sheath or in protective tubes.

Electrical cables for the active cathodic protection of the shell plating shall be led through thick-walled steel tubes with gastight connections up to the main deck.

9.3.3.53.3 Movable electric cables are prohibited in the explosion danger area, except for electric cables for intrinsically safe electric circuits or for connecting:

- (a) Signal lights and lighting for gangways, provided the connection point (for example, the socket) is permanently fitted to the vessel close to the signal mast or gangway;
- (b) The power network on a vessel to a land-based power network; provided
  - The electric cables and the power supply unit conform with a valid standard (for example, EN 15869-03: 2010);
  - The power supply unit and connectors are located outside of the explosion danger area.

Connecting and disconnecting sockets/connectors shall only be possible when they are not live.

9.3.3.53.4 Electrical cables of intrinsically safe circuits shall be separated from other cables not intended for use in such circuits and shall be marked (they shall not be installed together in the same string of cables and they shall not be fixed by the same cable clamps).

9.3.3.53.5 For movable electrical cables permitted under 9.3.3.53.3, only sheathed cables of type H07RN-F in accordance with standard IEC 60245-4:2011<sup>5</sup> or electrical cables of at least equivalent design having conductors with a cross-section of not less than 1.50 mm<sup>2</sup> shall be used.

#### **9.3.3.54 *Earthing***

9.3.3.54.1 The metal parts of electrical installations and equipment in the cargo area which are not live, as well as the protective metal tubes or metal sheaths of cables, in normal service shall be earthed, unless they are so arranged that they are automatically earthed by bonding to the metal structure of the vessel.

9.3.3.54.2 The provisions of 9.3.3.54.1 also apply to installations with a voltage of less than 50 Volts.

9.3.3.54.3 Independent cargo tanks, metal intermediate bulk containers and tank-containers shall be earthed.

9.3.3.54.4 Receptacles for residual products shall be capable of being earthed.

9.3.3.55 *(Reserved)*

9.3.3.56 *(Deleted)*

9.3.3.57 to 9.3.3.59 *(Reserved)*

<sup>5</sup> Identical to EN 50525-2-21: 2011.

Copyright © United Nations, 2019. All rights reserved

#### **9.3.3.60      *Special equipment***

A shower and an eye and face bath shall be provided on the vessel at a location which is directly accessible from the cargo area. The water shall meet the quality of drinking water on board.

**NOTE:** *Additional decontamination substances for the purpose of avoiding corrosion of eyes and skin are allowed.*

A connection of this special equipment with the area outside the cargo zone is accepted.

A spring-loaded non-return valve shall be fitted to ensure that no gases can escape through the shower and the eye and face bath system outside the cargo area.

9.3.3.61      9.3.3.60 above does not apply to oil separator and supply vessels.

#### **9.3.3.62      *Valve for degassing to reception facilities***

A permanently installed or portable spring-loaded low-pressure valve used during degassing operations to reception facilities, shall be fitted at the piping used to extract air. If the vessel's substance list, according to 1.16.1.2.5, contains substances for which explosion protection is required according to column (17) of Table C of Chapter 3.2, this valve shall be fitted with a flame arrester capable of withstanding a deflagration. When the vessel is not degassing to a reception facility, the valve shall be closed with a blind flange. The low-pressure valve shall be so installed that under other normal working conditions the vacuum valve is not activated.

**NOTE:** *Degassing operations are part of normal working conditions.*

9.3.3.63 to 9.3.3.70      (Reserved)

#### **9.3.3.71      *Admittance on board***

The notice boards displaying the prohibition of admittance in accordance with 8.3.3 shall be clearly legible from either side of the vessel.

9.3.3.72 and 9.3.3.73      (Reserved)

#### **9.3.3.74      *Prohibition of smoking, fire or naked light***

9.3.3.74.1      The notice boards displaying the prohibition of smoking in accordance with 8.3.4 shall be clearly legible from either side of the vessel.

9.3.3.74.2      Notice boards indicating the circumstances under which the prohibition is applicable shall be fitted near the entrances to the spaces where smoking or the use of fire or naked light is not always prohibited.

9.3.3.74.3      Ashtrays shall be provided close to each exit in the accommodation and the wheelhouse.

9.3.3.75 to 9.3.3.91      (Reserved)

9.3.3.92      On board of tank vessels referred to in 9.3.3.11.7, spaces the entrances or exits of which are likely to become partly or completely immersed in the damaged condition shall have an emergency exit which is situated not less than 0.10 m above the damage waterline. This requirement does not apply to forepeak and afterpeak.

9.3.3.93 to 9.3.3.99      (Reserved)



Copyright © United Nations, 2019. All rights reserved

### **9.3.4 Alternative constructions**

#### **9.3.4.1 General**

9.3.4.1.1 The maximum permissible capacity and length of a cargo tank in accordance with 9.3.1.11.1, 9.3.2.11.1 and 9.3.3.11.1 may be exceeded and the minimum distances in accordance with 9.3.1.11.2 a) and 9.3.2.11.7 may be deviated from provided that the provisions of this section are complied with. The capacity of a cargo tank shall not exceed 1000 m<sup>3</sup>.

9.3.4.1.2 Tank vessels whose cargo tanks exceed the maximum allowable capacity or where the distance between the side wall and the cargo tank is smaller than required, shall be protected through a more crashworthy side structure. This shall be proved by comparing the risk of a conventional construction (reference construction), complying with the ADN regulations with the risk of a crashworthy construction (alternative construction).

9.3.4.1.3 When the risk of the more crashworthy construction is equal to or lower than the risk of the conventional construction, equivalent or higher safety is proven. The equivalent or higher safety shall be proven in accordance with 9.3.4.3.

9.3.4.1.4 When a vessel is built in compliance with this section, a recognised classification society shall document the application of the calculation procedure in accordance with 9.3.4.3 and shall submit its conclusions to the competent authority for approval.

The competent authority may request additional calculations and proof.

9.3.4.1.5 The competent authority shall include this construction in the certificate of approval in accordance with 8.6.1.

#### **9.3.4.2 Approach**

9.3.4.2.1 The probability of cargo tank rupture due to a collision and the area around the vessel affected by the cargo outflow as a result thereof are the governing parameters. The risk is described by the following formula:

$$R = P \cdot C$$

Wherein:  $R$  risk [m<sup>2</sup>],

$P$  probability of cargo tank rupture [ ],

$C$  consequence (measure of damage) of cargo tank rupture [m<sup>2</sup>].

9.3.4.2.2 The probability  $P$  of cargo tank rupture depends on the probability distribution of the available collision energy represented by vessels, which the victim is likely to encounter in a collision, and the capability of the struck vessel to absorb collision energy without cargo tank rupture. A decrease of this probability can be achieved by means of a more crashworthy side structure.

The consequence  $C$  of cargo spillage resulting from cargo tank rupture is expressed as an affected area around the struck vessel.

9.3.4.2.3 The procedure according to 9.3.4.3 shows how tank rupture probabilities shall be calculated as well as how the collision energy absorbing capacity of side structure and a consequence increase shall be determined.

#### **9.3.4.3 Calculation procedure**

9.3.4.3.1 The calculation procedure shall follow 13 basic steps. Steps 2 through 10 shall be carried out for both the alternative design and the reference design. The following table shows the calculation of the weighted probability of cargo tank rupture:



Copyright © United Nations, 2019. All rights reserved

9.3.4.3.1.1 *Step 1*

Besides the alternative design, which is used for cargo tanks exceeding the maximum allowable capacity or a reduced distance between the side wall and the cargo tank as well as a more crashworthy side structure, a reference design with at least the same dimensions (length, width, depth, displacement) shall be drawn up. This reference design shall fulfil the requirements specified in section 9.3.1 (Type G), 9.3.2 (Type C) or 9.3.3 (Type N) and shall comply with the minimum requirements of a recognised classification society.

9.3.4.3.1.2 *Step 2*

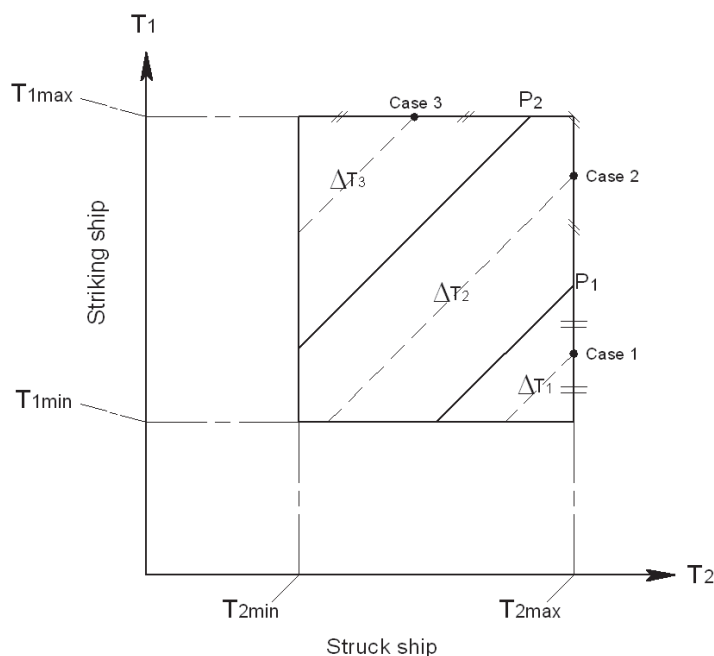
9.3.4.3.1.2.1 The relevant typical collision locations  $i=1$  through  $n$  shall be determined. The table in 9.3.4.3.1 depicts the general case where there are ' $n$ ' typical collision locations.

The number of typical collision locations depends on the vessel design. The choice of the collision locations shall be accepted by the recognised classification society.

## 9.3.4.3.1.2.2 Vertical collision locations

## 9.3.4.3.1.2.2.1 Tank vessel type C and N

9.3.4.3.1.2.2.1.1 The determination of the collision locations in the vertical direction depends on the draught differences between striking and struck vessel, which is limited by the maximum and minimum draughts of both vessels and the construction of the struck vessel. This can be depicted graphically through a rectangular area which is enclosed by the values of the maximum and minimum draught of both striking and struck vessel (see following figure).

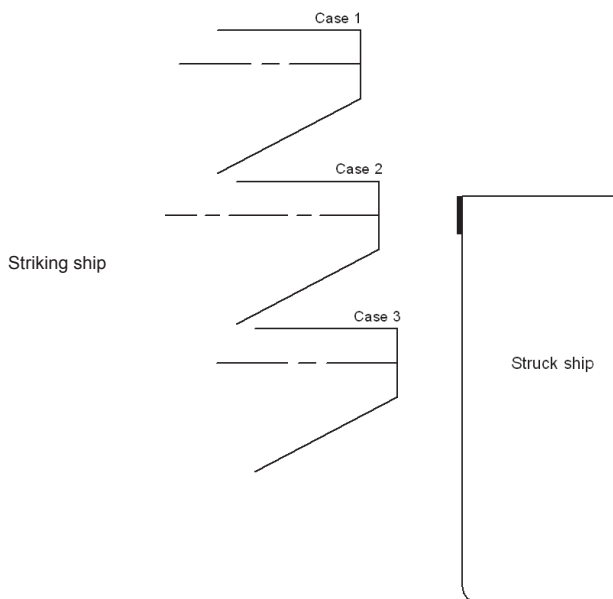


Definition of vertical striking locations

9.3.4.3.1.2.2.1.2 Each point in this area represents a possible draught combination.  $T_{1max}$  is the maximum draught and  $T_{1min}$  is the minimum draught of the striking vessel, while  $T_{2max}$  and  $T_{2min}$  are the corresponding minimum and maximum draughts of the struck vessel. Each draught combination has an equal probability of occurrence.

Copyright © United Nations, 2019. All rights reserved

9.3.4.3.1.2.2.1.3 Points on each inclined line in the figure in 9.3.4.3.1.2.2.1.1 indicate the same draught difference. Each of these lines reflects a vertical collision location. In the example in the figure in 9.3.4.3.1.2.2.1.1 three vertical collision locations are defined, depicted by three areas. Point  $P_1$  is the point where the lower edge of the vertical part of the push barge or V-bow strikes at deck level of the struck vessel. The triangular area for collision case 1 is bordered by point  $P_1$ . This corresponds to the vertical collision location “collision at deck level”. The triangular upper left area of the rectangle corresponds to the vertical collision location “collision below deck”. The draught difference  $\Delta T_i$ ,  $i=1,2,3$  shall be used in the collision calculations (see following figure).



Example of vertical collision locations

9.3.4.3.1.2.2.1.4 For the calculation of the collision energies the maximum masses of both striking vessel and struck vessel must be used (highest point on each respective diagonal  $\Delta T_i$ ).

9.3.4.3.1.2.2.1.5 Depending on the vessel design, the recognised classification society may require additional collision locations.

#### 9.3.4.3.1.2.2.2 Tank vessel type G

For a tank vessel type G a collision at half tank height shall be assumed. The recognised classification society may require additional collision locations at other heights. This shall be agreed with the recognised classification society.

#### 9.3.4.3.1.2.3 Longitudinal collision location

##### 9.3.4.3.1.2.3.1 Tank vessels type C and N

At least the following three typical collision locations shall be considered:

- at bulkhead,
- between webs and
- at web.

## 9.3.4.3.1.2.3.2 Tank vessel type G

For a tank vessel type G at least the following three typical collision locations shall be considered:

- at cargo tank end,
- between webs and
- at web.

## 9.3.4.3.1.2.4 Number of collision locations

## 9.3.4.3.1.2.4.1 Tank vessel type C and N

The combination of vertical and longitudinal collision locations in the example mentioned in 9.3.4.3.1.2.2.1.3 and 9.3.4.3.1.2.3.1 results in  $3 \cdot 3 = 9$  collision locations.

## 9.3.4.3.1.2.4.2 Tank vessel type G

The combination of vertical and longitudinal collision locations in the example mentioned in 9.3.4.3.1.2.2.2 and 9.3.4.3.1.2.3.2 results in  $1 \cdot 3 = 3$  collision locations.

## 9.3.4.3.1.2.4.3 Additional examinations for tank vessels type G, C and N with independent cargo tanks

As proof that the tank seatings and the buoyancy restraints do not cause any premature tank rupture, additional calculations shall be carried out. The additional collision locations for this purpose shall be agreed with the recognised classification society.

## 9.3.4.3.1.3 Step 3

9.3.4.3.1.3.1 For each typical collision location a weighting factor which indicates the relative probability that such a typical collision location will be struck shall be determined. In the table in 9.3.4.3.1 these factors are named  $w_{f_{loc(i)}}$  (column J). The assumptions shall be agreed with the recognised classification society.

The weighting factor for each collision location is the product of the factor for the vertical collision location by the factor for the longitudinal collision location.

## 9.3.4.3.1.3.2 Vertical collision locations

## 9.3.4.3.1.3.2.1 Tank vessel type C and N

The weighting factors for the various vertical collision locations are in each case defined by the ratio between the partial area for the corresponding collision case and the total area of the rectangle shown in the Figure in 9.3.4.3.1.2.2.1.1.

For example, for collision case 1 (see figure in 9.3.4.3.1.2.2.1.3) the weighting factor equals the ratio between the triangular lower right area of the rectangle, and the area of the rectangle between minimum and maximum draughts of striking and struck vessels.

## 9.3.4.3.1.3.2.2 Tank vessel type G

The weighting factor for the vertical collision location has the value 1.0, if only one collision location is assumed. When the recognised classification society requires additional collision locations, the weighting factor shall be determined analogous to the procedure for tank vessels type C and N.

Copyright © United Nations, 2019. All rights reserved

#### 9.3.4.3.1.3.3 Longitudinal collision locations

##### 9.3.4.3.1.3.3.1 Tank vessel type C and N

The weighting factor for each longitudinal collision location is the ratio between the “calculational span length” and the tank length.

The calculational span length shall be calculated as follows:

- (a) collision on bulkhead:  
0.2 • distance between web frame and bulkhead, but not larger than 450 mm,
- (b) collision on web frame:  
sum of 0.2 • web frame spacing forward of the web frame, but not larger than 450 mm, and 0.2 • web frame spacing aft of the web frame, but not larger than 450 mm, and
- (c) collision between web frames:  
cargo tank length minus the length “collision at bulkhead” and minus the length “collision at web frame”.

##### 9.3.4.3.1.3.3.2 Tank vessel type G

The weighting factor for each longitudinal collision location is the ratio between the “calculational span length” and the length of the hold space.

The calculational span length shall be calculated as follows:

- (a) collision at cargo tank end:  
distance between bulkhead and the start of the cylindrical part of the cargo tank,
- (b) collision on web frame:  
sum of 0.2 • web frame spacing forward of the web frame, but not larger than 450 mm, and 0.2 • web frame spacing aft of the web frame, but not larger than 450 mm, and
- (c) collision between web frames:  
cargo tank length minus the length “collision at cargo tank end” and minus the length “collision at web frame”.

#### 9.3.4.3.1.4 Step 4

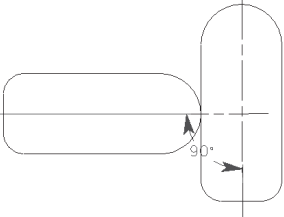
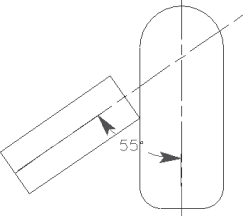
- 9.3.4.3.1.4.1 For each collision location the collision energy absorbing capacity shall be calculated. For that matter the collision energy absorbing capacity is the amount of collision energy absorbed by the vessel structure up to initial rupture of the cargo tank (see the table in 9.3.4.3.1, column D:  $E_{loc(i)}$ ). For this purpose a finite element analysis in accordance with 9.3.4.4.2 shall be used.

These calculations shall be done for two collision scenarios according to the following table. Collision scenario I shall be analysed under the assumption of a push barge bow shape. Collision scenario II shall be analysed under the assumption of a V-shaped bow.

These bow shapes are defined in 9.3.4.4.8.

Table : Speed reduction factors for scenario I or scenario II with weighting factors

		Causes		
		Communication error and poor visibility	Technical error	Human error
		0,50	0,20	0,30
Worst case scenarios	I	0.66	0.50	1.00
	II			
		0.30		1.00



Push barge-bow, striking angle 55°	0.80			
V-shaped-bow, striking angle 90°	0.20			

9.3.4.3.1.5 Step 5

9.3.4.3.1.5.1 For each collision energy absorption capacity  $E_{loc(i)}$ , the associated probability of exceedance is to be calculated, i.e. the probability of cargo tank rupture. For this purpose, the formula for the cumulative probability density functions (CPDF) below shall be used. The appropriate coefficients shall be selected from the Table in 9.3.4.3.1.5.6 for the effective mass of the struck vessel.

$$P_{x\%} = C_1(E_{loc(i)})^3 + C_2(E_{loc(i)})^2 + C_3E_{loc(i)} + C_4$$

with:  $P_{x\%}$  probability of tank rupture,

$C_{1-4}$  coefficients from table in 9.3.4.3.1.5.6,

$E_{loc(i)}$  collision energy absorbing capacity.

9.3.4.3.1.5.2 The effective mass shall be equal to the maximum displacement of the vessel multiplied by a factor of 1.4. Both collision scenarios (9.3.4.3.1.4.2) shall be considered.

9.3.4.3.1.5.3 In the case of collision scenario I (push barge bow at 55°), three CPDF formulas shall be used:

CPDF 50% (velocity 0.5  $V_{max}$ ),

CPDF 66% (velocity 2/3  $V_{max}$ ) and

CPDF 100% (velocity  $V_{max}$ ).

9.3.4.3.1.5.4 In the case of scenario II (V-shaped bow at 90°), the following two CPDF formulas shall be used:

CPDF 30% (velocity 0.3  $V_{max}$ ) and

Copyright © United Nations, 2019. All rights reserved

CPDF 100% (velocity  $V_{\max}$ ).

9.3.4.3.1.5.5 In the table in 9.3.4.3.1, column F, these probabilities are called *P50%*, *P66%*, *P100%* and *P30%*, *P100%* respectively.

9.3.4.3.1.5.6 Table: Coefficients for the CPDF formulas

Effective mass of struck vessel in tonnes	velocity = 1 x V <sub>max</sub>				range
	coefficients				
	C <sub>1</sub>	C <sub>2</sub>	C <sub>3</sub>	C <sub>4</sub>	
14000	4.106E-05	-2.507E-03	9.727E-03	9.983E-01	4<E <sub>loc</sub> <39
12000	4.609E-05	-2.761E-03	1.215E-02	9.926E-01	4<E <sub>loc</sub> <36
10000	5.327E-05	-3.125E-03	1.569E-02	9.839E-01	4<E <sub>loc</sub> <33
8000	6.458E-05	-3.691E-03	2.108E-02	9.715E-01	4<E <sub>loc</sub> <31
6000	7.902E-05	-4.431E-03	2.719E-02	9.590E-01	4<E <sub>loc</sub> <27
4500	8.823E-05	-5.152E-03	3.285E-02	9.482E-01	4<E <sub>loc</sub> <24
3000	2.144E-05	-4.607E-03	2.921E-02	9.555E-01	2<E <sub>loc</sub> <19
1500	-2.071E-03	2.704E-02	-1.245E-01	1.169E+00	2<E <sub>loc</sub> <12

Effective mass of struck vessel in tonnes	velocity = 0.66 x V <sub>max</sub>				range
	coefficients				
	C <sub>1</sub>	C <sub>2</sub>	C <sub>3</sub>	C <sub>4</sub>	
14000	4.638E-04	-1.254E-02	2.041E-02	1.000E+00	2<E <sub>loc</sub> <17
12000	5.377E-04	-1.427E-02	2.897E-02	9.908E-01	2<E <sub>loc</sub> <17
10000	6.262E-04	-1.631E-02	3.849E-02	9.805E-01	2<E <sub>loc</sub> <15
8000	7.363E-04	-1.861E-02	4.646E-02	9.729E-01	2<E <sub>loc</sub> <13
6000	9.115E-04	-2.269E-02	6.285E-02	9.573E-01	2<E <sub>loc</sub> <12
4500	1.071E-03	-2.705E-02	7.738E-02	9.455E-01	1<E <sub>loc</sub> <11
3000	-1.709E-05	-1.952E-02	5.123E-02	9.682E-01	1<E <sub>loc</sub> <8
1500	-2.479E-02	1.500E-01	-3.218E-01	1.204E+00	1<E <sub>loc</sub> <5

Effective mass of struck vessel in tonnes	velocity = 0.5 x V <sub>max</sub>				range
	coefficients				
	C <sub>1</sub>	C <sub>2</sub>	C <sub>3</sub>	C <sub>4</sub>	
14000	2.621E-03	-3.978E-02	3.363E-02	1.000E+00	1<E <sub>loc</sub> <10
12000	2.947E-03	-4.404E-02	4.759E-02	9.932E-01	1<E <sub>loc</sub> <9
10000	3.317E-03	-4.873E-02	5.843E-02	9.878E-01	2<E <sub>loc</sub> <8
8000	3.963E-03	-5.723E-02	7.945E-02	9.739E-01	2<E <sub>loc</sub> <7
6000	5.349E-03	-7.407E-02	1.186E-01	9.517E-01	1<E <sub>loc</sub> <6
4500	6.303E-03	-8.713E-02	1.393E-01	9.440E-01	1<E <sub>loc</sub> <6
3000	2.628E-03	-8.504E-02	1.447E-01	9.408E-01	1<E <sub>loc</sub> <5
1500	-1.566E-01	5.419E-01	-6.348E-01	1.209E+00	1<E <sub>loc</sub> <3



Copyright © United Nations, 2019. All rights reserved

Effective mass of struck vessel in tonnes	velocity = 0.3 x V <sub>max</sub>				range
	coefficients				
	C <sub>1</sub>	C <sub>2</sub>	C <sub>3</sub>	C <sub>4</sub>	
14000	5.628E-02	-3.081E-01	1.036E-01	9.991E-01	1<E <sub>loc</sub> <3
12000	5.997E-02	-3.212E-01	1.029E-01	1.002E+00	1<E <sub>loc</sub> <3
10000	7.477E-02	-3.949E-01	1.875E-01	9.816E-01	1<E <sub>loc</sub> <3
8000	1.021E-02	-5.143E-01	2.983E-01	9.593E-01	1<E <sub>loc</sub> <2
6000	9.145E-02	-4.814E-01	2.421E-01	9.694E-01	1<E <sub>loc</sub> <2
4500	1.180E-01	-6.267E-01	3.542E-01	9.521E-01	1<E <sub>loc</sub> <2
3000	7.902E-02	-7.546E-01	5.079E-01	9.218E-01	1<E <sub>loc</sub> <2
1500	-1.031E+00	2.214E-01	1.891E-01	9.554E-01	0.5<E <sub>loc</sub> <1

The range where the formula is valid is given in column 6. In case of an  $E_{\text{loc}}$  value below the range the probability equals  $P_{x\%} = 1.0$ . In case of a value above the range  $P_{x\%}$  equals 0.

#### 9.3.4.3.1.6 Step 6

The weighted probabilities of cargo tank rupture  $P_{wx\%}$  (table in 9.3.4.3.1, column H) shall be calculated by multiplying each cargo tank rupture probability  $P_{x\%}$  (table in 9.3.4.3.1, column F) by the weighting factors  $wf_{x\%}$  according to the following table:

Table: Weighting factors for each characteristic collision speed

			weighting factor
<b>Scenario I</b>	CPDF 50%	wf50%	0.2
	CPDF 66%	wf66%	0.5
	CPDF 100%	wf100%	0.3
<b>Scenario II</b>	CPDF 30%	wf30%	0.7
	CPDF 100%	wf100%	0.3

#### 9.3.4.3.1.7 Step 7

The total probabilities of cargo tank rupture  $P_{\text{loc}(i)}$  (table in 9.3.4.3.1, column I) resulting from 9.3.4.3.1.6 (step 6) shall be calculated as the sum of all weighted cargo tank rupture probabilities  $P_{wx\%}$  (table in 9.3.4.3.1, column H) for each collision location considered.

#### 9.3.4.3.1.8 Step 8

For both collision scenarios the weighted total probabilities of cargo tank rupture  $P_{w\text{loc}(i)}$  shall, in each case, be calculated by multiplying the total tank probabilities of cargo tank rupture  $P_{\text{loc}(i)}$  for each collision location, by the weighting factors  $wf_{\text{loc}(i)}$  corresponding to the respective collision location (see 9.3.4.3.1.3 (step 3) and table in 9.3.4.3.1, column J).

#### 9.3.4.3.1.9 Step 9

Through the addition of the weighted total probabilities of cargo tank rupture  $P_{w\text{loc}(i)}$ , the scenario specific total probabilities of cargo tank rupture  $P_{\text{scenI}}$  and  $P_{\text{scenII}}$  (table in 9.3.4.3.1, column L) shall be calculated, for each collision scenario I and II separately.

#### 9.3.4.3.1.10 Step 10

Finally the weighted value of the overall total probability of cargo tank rupture  $P_w$  shall be calculated by the formula below (table in 9.3.4.3.1, column O):

$$P_w = 0.8 \cdot P_{\text{scenI}} + 0.2 \cdot P_{\text{scenII}}$$

Copyright © United Nations, 2019. All rights reserved

9.3.4.3.1.11 *Step 11*

The overall total probability of cargo tank rupture  $P_w$  for the alternative design is called  $P_n$ .  
The overall total probability of cargo tank rupture  $P_w$  for the reference design is called  $P_r$ .

9.3.4.3.1.12 *Step 12*

- 9.3.4.3.1.12.1 The ratio ( $C_n/C_r$ ) between the consequence (measure of damage)  $C_n$  of a cargo tank rupture of the alternative design and the consequence  $C_r$  of a cargo tank rupture of the reference design shall be determined with the following formula:

$$C_n/C_r = V_n / V_r$$

With  $C_n/C_r$  the ratio between the consequence related to the alternative design, and the consequence related to the reference design,

$V_n$  maximum capacity of the largest cargo tank in the alternative design,

$V_r$  maximum capacity of the largest cargo tank reference design.

- 9.3.4.3.1.12.2 This formula was derived for characteristic cargoes as listed in the following table.

Table: Characteristic cargoes

	UN No.	Description
Benzene	1114	Flammable liquid Packing group II Hazardous to health
Acrylonitrile Stabilised ACN	1093	Flammable liquid Packing group I Toxic, stabilised
n-Hexane	1208	Flammable liquid Packing group II
Nonane	1920	Flammable liquid Packing group III
Ammonia	1005	Toxic, corrosive gas Liquefied under pressure
Propane	1978	Flammable gas Liquefied under pressure

- 9.3.4.3.1.12.3 For cargo tanks with capacities between 380 m<sup>3</sup> and 1000 m<sup>3</sup> containing flammable, toxic and acid liquids or gases it shall be assumed that the effect increase relates linearly to the increased tank capacity (proportionality factor 1.0).

- 9.3.4.3.1.12.4 If substances are to be carried in tank vessels, which have been analysed according to this calculation procedure, where the proportionality factor between the total cargo tank capacity and the affected area is expected to be larger than 1.0, as assumed in the previous paragraph, the affected area shall be determined through a separate calculation. In this case the comparison as described in 9.3.4.3.1.13 (step 13) shall be carried out with this different value for the size of the affected area, t.

9.3.4.3.1.13 *Step 13*

Finally the ratio  $\frac{P_r}{P_n}$  between the overall total probability of cargo tank rupture  $P_r$  for the reference design and the overall total probability of cargo tank rupture  $P_n$  for the alternative

Copyright © United Nations, 2019. All rights reserved

design shall be compared with the ratio  $\frac{C_n}{C_r}$  between the consequence related to the alternative design, and the consequence related to the reference design.

When  $\frac{C_n}{C_r} \leq \frac{P_r}{P_n}$  is fulfilled, the evidence according to 9.3.4.1.3 for the alternative design is provided.

#### **9.3.4.4 *Determination of the collision energy absorbing capacity***

##### **9.3.4.4.1 *General***

9.3.4.4.1.1 The determination of the collision energy absorbing capacity shall be carried out by means of a finite element analysis (FEA). The analysis shall be carried out using a customary finite element code (e.g. LS-DYNA<sup>6</sup>, PAM-CRASH<sup>7</sup>, ABAQUS<sup>8</sup> etc.) capable of dealing with both geometrical and material non-linear effects. The code shall also be able to simulate rupture realistically.

9.3.4.4.1.2 The program actually used and the level of detail of the calculations shall be agreed upon with a recognised classification society.

##### **9.3.4.4.2 *Creating the finite element models (FE models)***

9.3.4.4.2.1 First of all, FE models for the more crashworthy design and one for the reference design shall be generated. Each FE model shall describe all plastic deformations relevant for all collision cases considered. The section of the cargo area to be modelled shall be agreed upon with a recognised classification society.

9.3.4.4.2.2 At both ends of the section to be modelled all three translational degrees of freedom are to be restrained. Because in most collision cases the global horizontal hull girder bending of the vessel is not of significant relevance for the evaluation of plastic deformation energy it is sufficient that only half beam of the vessel needs to be considered. In these cases the transverse displacements at the centre line (CL) shall be constrained. After generating the FE model, a trial collision calculation shall be carried out to ensure that there is no occurrence of plastic deformations near the constraint boundaries. Otherwise the FE modelled area has to be extended.

9.3.4.4.2.3 Structural areas affected during collisions shall be sufficiently finely idealized, while other parts may be modelled more coarsely. The fineness of the element mesh shall be suitable for an adequate description of local folding deformations and for determination of realistic rupture of elements.

9.3.4.4.2.4 The calculation of rupture initiation must be based on fracture criteria which are suitable for the elements used. The maximum element size shall be less than 200 mm in the collision areas. The ratio between the longer and the shorter shell element edge shall not exceed the value of three. The element length  $L$  for a shell element is defined as the longer length of both sides of the element. The ratio between element length and element thickness shall be larger than five. Other values shall be agreed upon with the recognised classification society.

<sup>6</sup> LSTC, 7374 Las Positas Rd, Livermore, CA 94551, USA Tel : +1 925 245-4500.

<sup>7</sup> ESI Group, 8, Rue Christophe Colomb, 75008 Paris, France

Tel: +33 (0)1 53 65 14 14, Fax: +33 (0)1 53 65 14 12, E-mail: [info@esi-group.com](mailto:info@esi-group.com).

<sup>8</sup> SIMULIA, Rising Sun Mills, 166 Valley Street, Providence, RI 02909-2499 USA  
Tel: +1 401 276-4400, Fax: +1 401 276-4408, E-mail: [info@simulia.com](mailto:info@simulia.com).

Copyright © United Nations, 2019. All rights reserved

9.3.4.4.2.5 Plate structures, such as shell, inner hull (tank shell in the case of gas tanks), webs as well as stringers can be modelled as shell elements and stiffeners as beam elements. While modelling, cut outs and manholes in collision areas shall be taken into account.

9.3.4.4.2.6 In the FE calculation the 'node on segment penalty' method shall be used for the contact option. For this purpose the following options shall be activated in the codes mentioned:

- “contact\_automatic\_single\_surface” in LS-DYNA,
- “self impacting” in PAMCRASH, and
- similar contact types in other FE-programs.

9.3.4.4.3 *Material properties*

9.3.4.4.3.1 Because of the extreme behaviour of material and structure during a collision, with both geometrical and material non-linear effects, true stress-strain relations shall be used:

$$\sigma = C \cdot \varepsilon^n,$$

where

$$n = \ln(1 + A_g),$$

$$C = R_m \cdot \left(\frac{e}{n}\right)^n,$$

$A_g$  = the maximum uniform strain related to the ultimate tensile stress  $R_m$  and

$e$  = the natural logarithmic constant.

9.3.4.4.3.2 The values  $A_g$  and  $R_m$  shall be determined through tensile tests.

9.3.4.4.3.3 If only the ultimate tensile stress  $R_m$  is available, for shipbuilding steel with a yield stress  $ReH$  of not more than 355 N/mm<sup>2</sup> the following approximation shall be used in order to obtain the  $A_g$  value from a known  $R_m$  [N/mm<sup>2</sup>] value:

$$A_g = \frac{1}{0.24 + 0.01395 \cdot R_m}$$

9.3.4.4.3.4 If the material properties from tensile tests are not available when starting the calculations, minimum values of  $A_g$  and  $R_m$ , as defined in the rules of the recognised classification society, shall be used instead. For shipbuilding steel with a yield stress higher than 355 N/mm<sup>2</sup> or materials other than shipbuilding steel, material properties shall be agreed upon with a recognised classification society.

9.3.4.4.4 *Rupture criteria*

9.3.4.4.4.1 The first rupture of an element in a FEA is defined by the failure strain value. If the calculated strain, such as plastic effective strain, principal strain or, for shell elements, the strain in the thickness direction of this element exceeds its defined failure strain value, the element shall be deleted from the FE model and the deformation energy in this element will no longer change in the following calculation steps.

Copyright © United Nations, 2019. All rights reserved

9.3.4.4.4.2 The following formula shall be used for the calculation of rupture strain:

$$\varepsilon_f(l_e) = \varepsilon_g + \varepsilon_e \cdot \frac{t}{l_e}$$

where

$\varepsilon_g$  = uniform strain

$\varepsilon_e$  = necking

$t$  = plate thickness

$l_e$  = individual element length.

9.3.4.4.4.3 The values of uniform strain and the necking for shipbuilding steel with a yield stress  $R_{eH}$  of not more than 355 N/mm<sup>2</sup> shall be taken from the following table:

stress states	1-D	2-D
$\varepsilon_g$	0.079	0.056
$\varepsilon_e$	0.76	0.54
element type	truss beam	shell plate

9.3.4.4.4.4 Other  $\varepsilon_g$  and  $\varepsilon_e$  values taken from thickness measurements of exemplary damage cases and experiments may be used in agreement with the recognised classification society.

9.3.4.4.4.5 Other rupture criteria may be accepted by the recognised classification society if proof from adequate tests is provided.

9.3.4.4.4.6 *Tank vessel type G*

For a tank vessel type G the rupture criterion for the pressure tank shall be based on equivalent plastic strain. The value to be used while applying the rupture criterion shall be agreed upon with the recognised classification society. Equivalent plastic strains associated with compressions shall be ignored.

9.3.4.4.5 Calculation of the collision energy absorbing capacity

9.3.4.4.5.1 The collision energy absorbing capacity is the summation of internal energy (energy associated with deformation of structural elements) and friction energy.

The friction coefficient  $\mu_c$  is defined as:

$$\mu_c = FD + (FS - FD) \cdot e^{-DC|v_{rel}|}$$

with  $FD = 0.1$ ,

$FS = 0.3$ ,

$DC = 0.01$

$|v_{rel}|$  = relative friction velocity.

**NOTE:** Values are default for shipbuilding steel.

9.3.4.4.5.2 The force penetration curves resulting from the FE model calculation shall be submitted to the recognised classification society.

Copyright © United Nations, 2019. All rights reserved

9.3.4.4.5.3 *Tank vessel type G*

9.3.4.4.5.3.1 In order to obtain the total energy absorbing capacity of a tank vessel type G the energy absorbed through compression of the vapour during the collision shall be calculated.

9.3.4.4.5.3.2 The energy  $E$  absorbed by the vapour shall be calculated as follows:

$$E = \frac{p_1 \cdot V_1 - p_0 \cdot V_0}{1 - \gamma}$$

with:

$$\gamma = 1.4$$

(Note: The value 1.4 is the default value  $c_p/c_v$  with, in principle:

$c_p$  = specific heat at constant pressure [J/(kgK)]

$c_v$  = specific heat at constant volume [J/(kgK)]

$p_0$  = pressure at start of compression [Pa]

$p_1$  = pressure at end of compression [Pa]

$V_0$  = volume at start of compression [m<sup>3</sup>]

$V_1$  = volume at end of compression [m<sup>3</sup>]

## 9.3.4.4.6 Definition of striking vessel and striking bow

9.3.4.4.6.1 At least two types of bow shapes of the striking vessel shall be used for calculating the collision energy absorbing capacities:

- bow shape I: push barge bow (see 9.3.4.4.8),
- bow shape II: V-shape bow without bulb (see 9.3.4.4.8).

9.3.4.4.6.2 Because in most collision cases the bow of the striking vessel shows only slight deformations compared to the side structure of the struck vessel, a striking bow will be defined as rigid. Only for special situations, where the struck vessel has an extremely strong side structure compared to the striking bow and the structural behaviour of the struck vessel is influenced by the plastic deformation of the striking bow, the striking bow shall be considered as deformable. In this case the structure of the striking bow should also be modelled. This shall be agreed upon with the recognised classification society.

## 9.3.4.4.7 Assumptions for collision cases

For the collision cases the following shall be assumed:

As collision angle between striking and struck vessel 90° shall be taken in case of a V-shaped bow and 55° in case of a push barge bow; and

The struck vessel has zero speed, while the striking vessel runs into the side of the struck ship with a constant speed of 10 m/s.

The collision velocity of 10 m/s is an assumed value to be used in the FE analysis.

9.3.4.4.8 *Types of bow shapes*

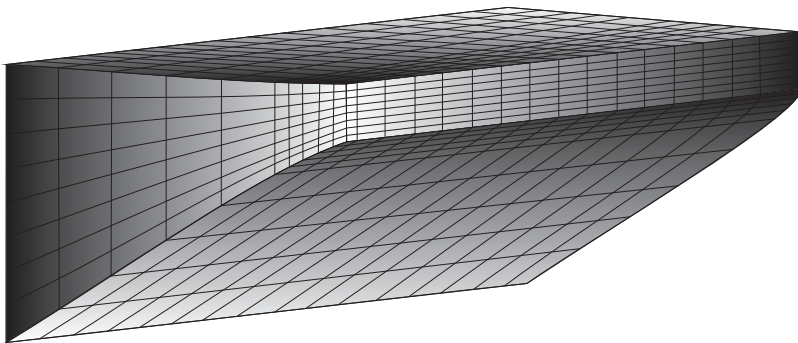
## 9.3.4.4.8.1 Push barge bow

Characteristic dimensions shall be taken from the table below:

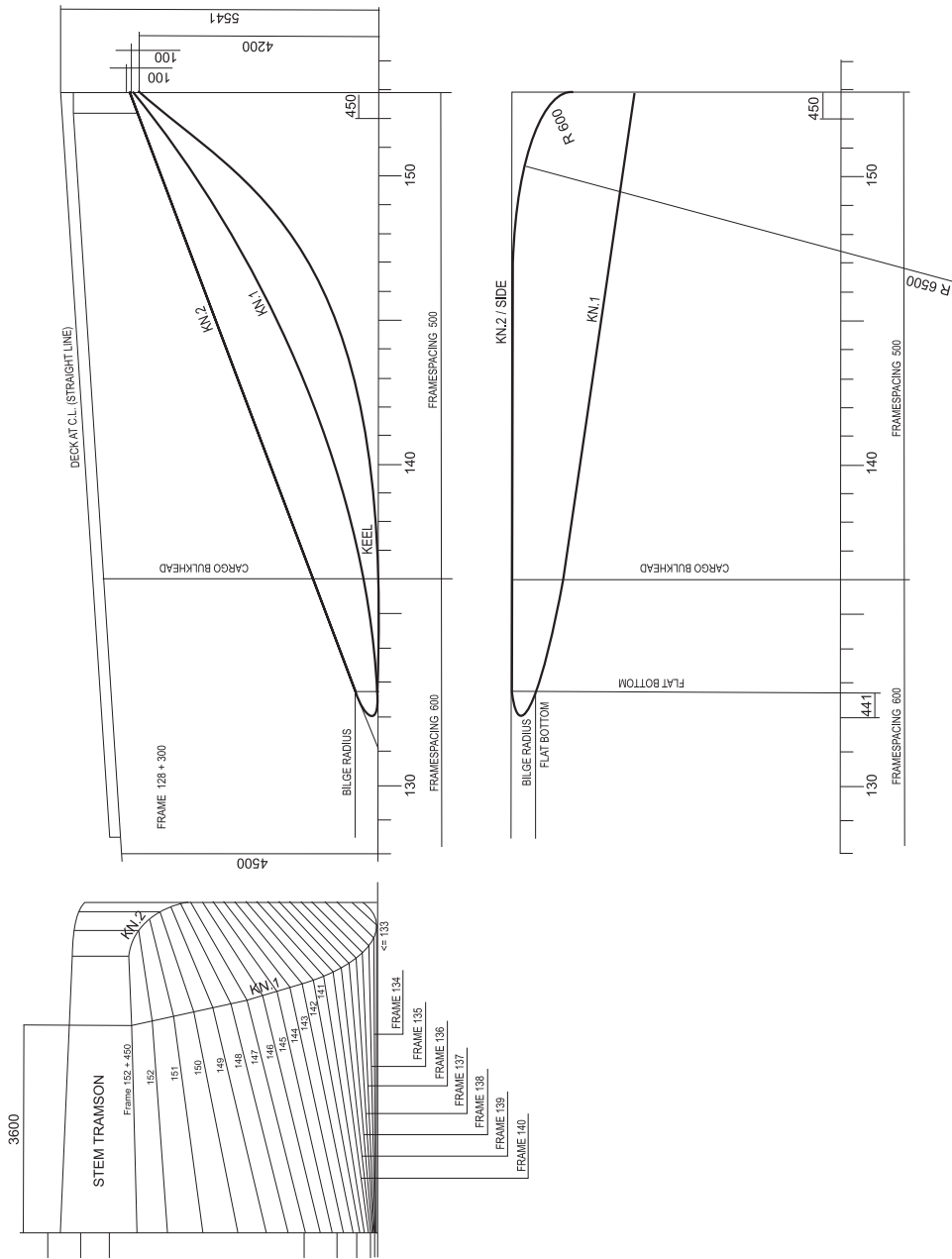
Copyright © United Nations, 2019. All rights reserved

half breadths				heights			
fr	Knuckle 1	Knuckle 2	deck	stem	Knuckle 1	Knuckle 2	deck
145	4.173	5.730	5.730	0.769	1.773	2.882	5.084
146	4.100	5.730	5.730	0.993	2.022	3.074	5.116
147	4.028	5.730	5.730	1.255	2.289	3.266	5.149
148	3.955	5.711	5.711	1.559	2.576	3.449	5.181
149	3.883	5.653	5.653	1.932	2.883	3.621	5.214
150	3.810	5.555	5.555	2.435	3.212	3.797	5.246
151	3.738	5.415	5.415	3.043	3.536	3.987	5.278
152	3.665	5.230	5.230	3.652	3.939	4.185	5.315
transom	3.600	4.642	4.642	4.200	4.300	4.351	5.340

The following figures are intended to provide illustration.



Copyright © United Nations, 2019. All rights reserved





Copyright © United Nations, 2019. All rights reserved

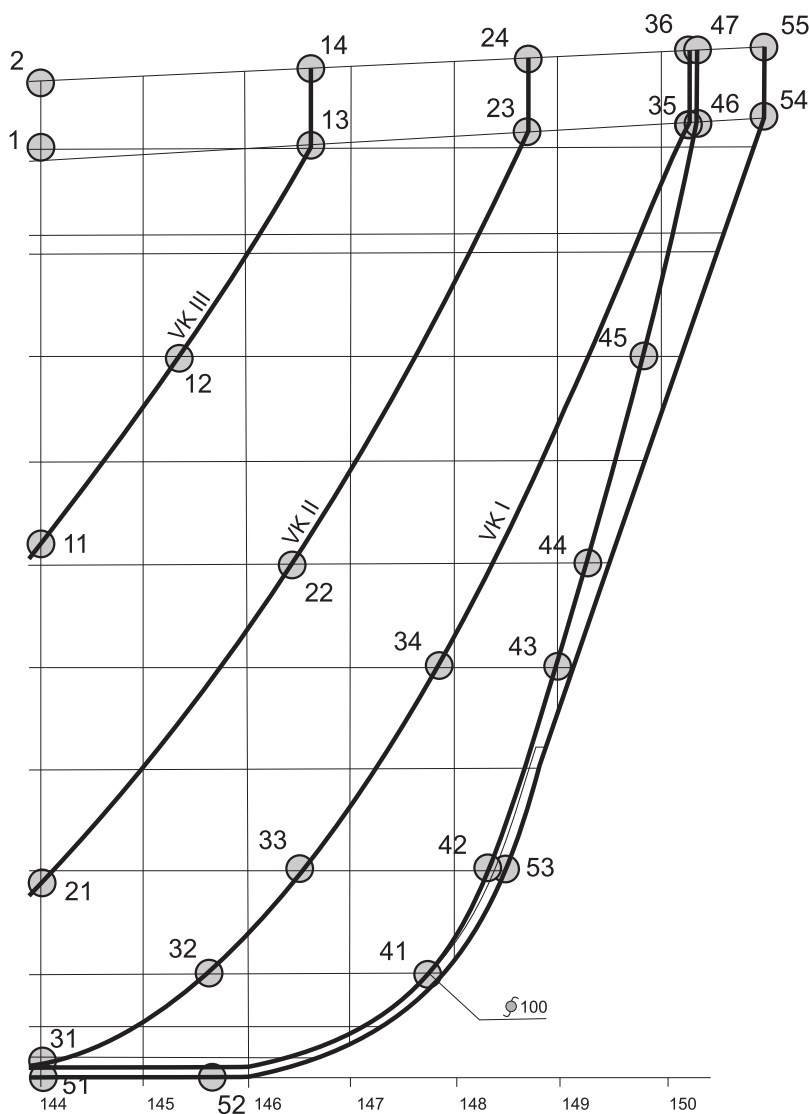
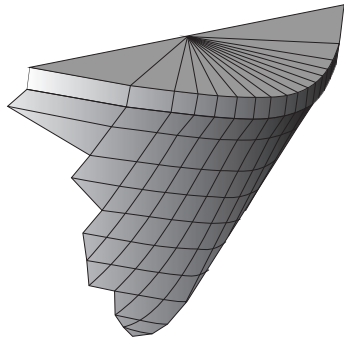
## 9.3.4.4.8.2 V-bow

Characteristic dimensions shall be taken from the table below:

Reference number	x	y	z
1	0.000	3.923	4.459
2	0.000	3.923	4.852
11	0.000	3.000	2.596
12	0.652	3.000	3.507
13	1.296	3.000	4.535
14	1.296	3.000	4.910
21	0.000	2.000	0.947
22	1.197	2.000	2.498
23	2.346	2.000	4.589
24	2.346	2.000	4.955
31	0.000	1.000	0.085
32	0.420	1.000	0.255
33	0.777	1.000	0.509
34	1.894	1.000	1.997
35	3.123	1.000	4.624
36	3.123	1.000	4.986
41	1.765	0.053	0.424
42	2.131	0.120	1.005
43	2.471	0.272	1.997
44	2.618	0.357	2.493
45	2.895	0.588	3.503
46	3.159	0.949	4.629
47	3.159	0.949	4.991
51	0.000	0.000	0.000
52	0.795	0.000	0.000
53	2.212	0.000	1.005
54	3.481	0.000	4.651
55	3.485	0.000	5.004

The following figures are intended to provide illustration.

Copyright © United Nations, 2019. All rights reserved



Copyright © United Nations, 2019. All rights reserved

ECE/TRANS/276 (Vol. II)

**ECONOMIC COMMISSION FOR EUROPE**

Committee on Inland Transport

# **European Agreement concerning the International Carriage of Dangerous Goods by Inland Waterways (ADN)**

**including the Annexed Regulations, applicable as from  
1 January 2019**

## **Volume II**



UNITED NATIONS  
New York and Geneva, 2018

Copyright © United Nations, 2019. All rights reserved

#### NOTE

The designations employed and the presentation of the material in this publication do not imply the expression of any opinion whatsoever on the part of the Secretariat of the United Nations concerning the legal status of any country, territory city or area, or of its authorities, or concerning the delimitation of its frontiers or boundaries.

ECE/TRANS/276 (Vol. II)
-------------------------

Copyright © United Nations, 2018

*All right reserved.*

*No part of this publication may, for sales purposes, be reproduced, stored in a retrieval system or transmitted in any form or by any means, electronic, electrostatic, magnetic tape, mechanical, photocopying or otherwise, without prior permission in writing from the United Nations*

UNITED NATIONS PUBLICATIONS
Sales No.: E.18.VIII.2 ISBN: 978-92-1-139164-0 (Complete set of 2 volumes) e-ISBN: 978-92-1-045175-8
ISSN: 2411-8583 eISSN: 2411-8591

*Volumes I and II not to be sold separately.*

Copyright © United Nations, 2019. All rights reserved

## TABLE OF CONTENTS

## VOLUME II

		<b>Page</b>
<b>PART 1</b>	<b>GENERAL PROVISIONS.....</b> (See Volume I)	
<b>PART 2</b>	<b>CLASSIFICATION .....</b>	<b>3</b>
<b>Chapter 2.1</b>	<b>General provisions</b>	
2.1.1	Introduction.....	5
2.1.2	Principles of classification .....	6
2.1.3	Classification of substances, including solutions and mixtures (such as preparations and wastes), not mentioned by name.....	7
2.1.4	Classification of samples .....	14
2.1.5	Classification of articles as articles containing dangerous goods, n.o.s. ....	15
2.1.6	Classification of packagings, discarded, empty, uncleaned.....	15
<b>Chapter 2.2</b>	<b>Class specific provisions</b>	
2.2.1	Class 1 Explosive substances and articles.....	17
2.2.2	Class 2 Gases .....	46
2.2.3	Class 3 Flammable liquids .....	58
2.2.41	Class 4.1 Flammable solids, self-reactive substances polymerizing substances and solid desensitized explosives .....	64
2.2.42	Class 4.2 Substances liable to spontaneous combustion.....	76
2.2.43	Class 4.3 Substances which, in contact with water, emit flammable gases .....	80
2.2.51	Class 5.1 Oxidizing substances.....	83
2.2.52	Class 5.2 Organic peroxides .....	88
2.2.61	Class 6.1 Toxic substances .....	102
2.2.62	Class 6.2 Infectious substances.....	115
2.2.7	Class 7 Radioactive material.....	123
2.2.8	Class 8 Corrosive substances .....	156
2.2.9	Class 9 Miscellaneous dangerous substances and articles .....	166
<b>Chapter 2.3</b>	<b>Test methods</b>	
2.3.0	General.....	175
2.3.1	Exudation test for blasting explosives of Type A .....	175
2.3.2	Tests relating to nitrated cellulose mixtures of Class 4.1.....	177
2.3.3	Tests relating to flammable liquids of Classes 3, 6.1 and 8.....	178
2.3.4	Test for determining fluidity .....	181
2.3.5	Classification of organometallic substances in Classes 4.2 and 4.3.....	183
<b>Chapter 2.4</b>	<b>Criteria for substances hazardous to the aquatic environment</b>	
2.4.1	General definitions.....	185
2.4.2	Definitions and data requirements .....	186
2.4.3	Substance classification categories and criteria .....	187
2.4.4	Classification categories and criteria for mixtures.....	192

Copyright © United Nations, 2019. All rights reserved

**Table of contents (cont'd)**

<b>PART 3</b>	<b>DANGEROUS GOODS LIST, SPECIAL PROVISIONS AND EXEMPTIONS RELATED TO LIMITED AND EXCEPTED QUANTITIES .....</b>	<b>201</b>
<b>Chapter 3.1</b>	<b>General</b>	
3.1.1	Introduction.....	203
3.1.2	Proper shipping name .....	203
3.1.3	Solutions or mixtures .....	205
<b>Chapter 3.2</b>	<b>Dangerous goods list</b>	
3.2.1	Table A: List of dangerous goods in numerical order.....	207
3.2.2	Table B: List of dangerous goods in alphabetical order.....	332
3.2.3	Table C: List of dangerous goods accepted for carriage in tank vessels in numerical order..... (See Volume I)	
3.2.4	Modalities for the application of section 1.5.2 on special authorizations concerning transport in tank vessels..... (See Volume I)	
<b>Chapter 3.3</b>	<b>Special provisions applicable to certain articles or substances .....</b>	<b>397</b>
<b>Chapter 3.4</b>	<b>Dangerous goods packed in limited quantities .....</b>	<b>455</b>
3.4.7	Marking of packages containing limited quantities .....	455
3.4.8	Marking of packages containing limited quantities conforming to Part 3, Chapter 4 of the ICAO Technical Instructions .....	456
<b>Chapter 3.5</b>	<b>Dangerous goods packed in excepted quantities .....</b>	<b>459</b>
3.5.1	Excepted quantities .....	459
3.5.2	Packagings .....	460
3.5.3	Tests for packages.....	460
3.5.4	Marking of packages.....	461
3.5.5	Maximum number of packages in any vehicle, wagon or container.....	462
3.5.6	Documentation.....	462
<b>PART 4</b>	<b>PROVISIONS CONCERNING THE USE OF PACKAGINGS, TANKS AND BULK CARGO TRANSPORT UNITS .....</b>	<b>(See Volume I)</b>
<b>PART 5</b>	<b>CONSIGNMENT PROCEDURES .....</b>	<b>(See Volume I)</b>
<b>PART 6</b>	<b>REQUIREMENTS FOR THE CONSTRUCTION AND TESTING OF PACKAGINGS (INCLUDING IBCS AND LARGE PACKAGINGS), TANKS AND BULK CARGO TRANSPORT UNITS .....</b>	<b>(See Volume I)</b>
<b>PART 7</b>	<b>REQUIREMENTS CONCERNING LOADING, CARRIAGE, UNLOADING AND HANDLING OF CARGO.....</b>	<b>(See Volume I)</b>
<b>PART 8</b>	<b>PROVISIONS FOR VESSEL CREWS, EQUIPMENT, OPERATION AND DOCUMENTATION.....</b>	<b>(See Volume I)</b>
<b>PART 9</b>	<b>RULES FOR CONSTRUCTION .....</b>	<b>(See Volume I)</b>

Copyright © United Nations, 2019. All rights reserved

## **ANNEXED REGULATIONS (continued)**

Copyright © United Nations, 2019. All rights reserved



Copyright © United Nations, 2019. All rights reserved

## **PART 2**

### **Classification**

Copyright © United Nations, 2019. All rights reserved

Copyright © United Nations, 2019. All rights reserved

## CHAPTER 2.1

### GENERAL PROVISIONS

#### 2.1.1 Introduction

2.1.1.1 The classes of dangerous goods according to ADN are the following:

- Class 1 Explosive substances and articles
- Class 2 Gases
- Class 3 Flammable liquids
- Class 4.1 Flammable solids, self-reactive substances, polymerizing substances and solid desensitized explosives
- Class 4.2 Substances liable to spontaneous combustion
- Class 4.3 Substances which, in contact with water, emit flammable gases
- Class 5.1 Oxidizing substances
- Class 5.2 Organic peroxides
- Class 6.1 Toxic substances
- Class 6.2 Infectious substances
- Class 7 Radioactive material
- Class 8 Corrosive substances
- Class 9 Miscellaneous dangerous substances and articles

2.1.1.2 Each entry in the different classes has been assigned a UN number. The following types of entries are used:

A. Single entries for well defined substances or articles including entries for substances covering several isomers, e.g.:

UN No. 1090	ACETONE
UN No. 1104	AMYL ACETATES
UN No. 1194	ETHYL NITRITE SOLUTION

B. Generic entries for a well defined group of substances or articles, which are not n.o.s. entries, e.g.:

UN No. 1133	ADHESIVES
UN No. 1266	PERFUMERY PRODUCTS
UN No. 2757	CARBAMATE PESTICIDE, SOLID, TOXIC
UN No. 3101	ORGANIC PEROXIDE TYPE B, LIQUID

C. Specific n.o.s. entries covering a group of substances or articles of a particular chemical or technical nature, not otherwise specified, e.g.:

UN No. 1477	NITRATES, INORGANIC, N.O.S.
UN No. 1987	ALCOHOLS, N.O.S.

D. General n.o.s. entries covering a group of substances or articles having one or more dangerous properties, not otherwise specified, e.g.:

UN No. 1325	FLAMMABLE SOLID, ORGANIC, N.O.S.
UN No. 1993	FLAMMABLE LIQUID, N.O.S.

The entries defined under B, C and D are defined as collective entries.

Copyright © United Nations, 2019. All rights reserved

2.1.1.3 For packing purposes, substances other than those of Classes 1, 2, 5.2, 6.2 and 7, and other than self-reactive substances of Class 4.1 are assigned to packing groups in accordance with the degree of danger they present:

Packing group I: Substances presenting high danger;

Packing group II: Substances presenting medium danger;

Packing group III: Substances presenting low danger.

The packing group(s) to which a substance is assigned is (are) indicated in Table A of Chapter 3.2.

Articles are not assigned to packing groups. For packing purposes any requirement for a specific packaging performance level is set out in the applicable packing instruction.

2.1.1.4 For the purpose of carriage in tank vessels, some substances may be further subdivided.

## **2.1.2 Principles of classification**

2.1.2.1 The dangerous goods covered by the heading of a class are defined on the basis of their properties according to sub-section 2.2.x.1 of the relevant class. Assignment of dangerous goods to a class and a packing group is made according to the criteria mentioned in the same sub-section 2.2.x.1. Assignment of one or several subsidiary hazard(s) to a dangerous substance or article is made according to the criteria of the class or classes corresponding to those hazards, as mentioned in the appropriate sub-section(s) 2.2.x.1.

2.1.2.2 All dangerous goods entries are listed in Table A of Chapter 3.2 in the numerical order of their UN Number. This table contains relevant information on the goods listed, such as name, class, packing group(s), label(s) to be affixed, packing and carriage provisions<sup>1</sup>. The substances listed by name in column (2) of Table A of Chapter 3.2 shall be carried according to their classification in Table A or under the conditions specified in 2.1.2.8.

2.1.2.3 A substance may contain technical impurities (for example those deriving from the production process) or additives for stability or other purposes that do not affect its classification. However, a substance mentioned by name, i.e. listed as a single entry in Table A of Chapter 3.2, containing technical impurities or additives for stability or other purposes affecting its classification shall be considered a solution or mixture (see 2.1.3.3).

2.1.2.4 Dangerous goods which are listed or defined in sub-section 2.2.x.2 of each class are not to be accepted for carriage.

2.1.2.5 Goods not mentioned by name, i.e. goods not listed as single entries in Table A of Chapter 3.2 and not listed or defined in one of the above-mentioned sub-sections 2.2.x.2 shall be assigned to the relevant class in accordance with the procedure of section 2.1.3. In addition, the subsidiary hazard (if any) and the packing group (if any) shall be determined. Once the class, subsidiary hazard (if any) and packing group (if any) have been established the relevant UN number shall be determined. The decision trees in sub-sections 2.2.x.3 (list of collective entries) at the end of each class indicate the relevant parameters for selecting the relevant collective entry (UN number). In all cases the most specific collective entry covering the properties of the substance or article shall be selected, according to the hierarchy indicated in 2.1.1.2 by the letters B, C and D respectively. If the substance or article cannot be classified under entries of type B or C according to 2.1.1.2, then, and only then shall it be classified under an entry of type D.

<sup>1</sup> **Note by the secretariat:** An alphabetic list of these entries has been prepared by the secretariat and is reproduced in Table B of Chapter 3.2. This table is not an official part of the ADN.

Copyright © United Nations, 2019. All rights reserved

- 2.1.2.6 On the basis of the test procedures of Chapter 2.3 and the criteria set out in sub-sections 2.2.x.1 of the various classes when it is so specified, it may be determined that a substance, solution or mixture of a certain class, mentioned by name in Table A of Chapter 3.2, does not meet the criteria of that class. In such a case, the substance, solution or mixture is deemed not to belong to that class.
- 2.1.2.7 For the purposes of classification, substances with a melting point or initial melting point of 20 °C or lower at a pressure of 101.3 kPa shall be considered to be liquids. A viscous substance for which a specific melting point cannot be determined shall be subjected to the ASTM D 4359-90 test or to the test for determining fluidity (penetrometer test) prescribed in 2.3.4.
- 2.1.2.8 A consignor who has identified, on the basis of test data, that a substance listed by name in column 2 of Table A of Chapter 3.2 meets classification criteria for a class that is not identified in column 3a or 5 of Table A of Chapter 3.2, may, with the approval of the competent authority, consign the substance:
- Under the most appropriate collective entry listed in sub-sections 2.2.x.3 reflecting all hazards; or
  - Under the same UN number and name but with additional hazard communication information as appropriate to reflect the additional subsidiary hazard(s) (documentation, label, placard) provided that the class remains unchanged and that any other carriage conditions (e.g. limited quantity, packaging and tank provisions) that would normally apply to substances possessing such a combination of hazards are the same as those applicable to the substance listed.

**NOTE 1:** *The competent authority granting the approval may be the competent authority of any ADN Contracting Party who may also recognize an approval granted by the competent authority of a country which is not an ADN Contracting Party provided that this approval has been granted in accordance with the procedures applicable according to RID, ADR, ADN, the IMDG Code or the ICAO Technical Instructions.*

**NOTE 2:** *When a competent authority grants such approvals, it should inform the United Nations Sub-Committee of Experts on the Transport of Dangerous Goods accordingly and submit a relevant proposal of amendment to the Dangerous Goods List of the UN Model Regulations. Should the proposed amendment be rejected, the competent authority should withdraw its approval.*

**NOTE 3:** *For carriage in accordance with 2.1.2.8, see also 5.4.1.1.20.*

- 2.1.3 Classification of substances, including solutions and mixtures (such as preparations and wastes), not mentioned by name**
- 2.1.3.1 Substances including solutions and mixtures not mentioned by name shall be classified according to their degree of danger on the basis of the criteria mentioned in sub-section 2.2.x.1 of the various classes. The danger(s) presented by a substance shall be determined on the basis of its physical and chemical characteristics and physiological properties. Such characteristics and properties shall also be taken into account when such experience leads to a more stringent assignment.
- 2.1.3.2 A substance not mentioned by name in Table A of Chapter 3.2 presenting a single hazard shall be classified in the relevant class under a collective entry listed in sub-section 2.2.x.3 of that class.
- 2.1.3.3 A solution or mixture meeting the classification criteria of ADN composed of a single predominant substance mentioned by name in Table A of Chapter 3.2 and one or more substances not subject to ADN and/or traces of one or more substances mentioned by name in

Copyright © United Nations, 2019. All rights reserved

Table A of Chapter 3.2, shall be assigned the UN number and proper shipping name of the predominant substance mentioned by name in Table A of Chapter 3.2 unless:

- (a) The solution or mixture is mentioned by name in Table A of Chapter 3.2;
- (b) The name and description of the substance mentioned by name in Table A of Chapter 3.2 specifically indicate that they apply only to the pure substance;
- (c) The class, classification code, packing group, or physical state of the solution or mixture is different from that of the substance mentioned by name in Table A of Chapter 3.2; or
- (d) The hazard characteristics and properties of the solution or mixture necessitate emergency response measures that are different from those required for the substance mentioned by name in Table A of Chapter 3.2.

In those other cases, except the one described in (a), the solution or mixture shall be classified as a substance not mentioned by name in the relevant class under a collective entry listed in sub-section 2.2.x.3 of that class taking account of the subsidiary hazards presented by that solution or mixture, if any, unless the solution or mixture does not meet the criteria of any class, in which case it is not subject to ADN.

2.1.3.4 Solutions and mixtures containing a substance belonging to one of the entries mentioned in 2.1.3.4.1 or 2.1.3.4.2 shall be classified in accordance with the provisions of these paragraphs.

2.1.3.4.1 Solutions and mixtures containing one of the following substances mentioned by name shall always be classified under the same entry as the substance they contain, provided they do not have the hazard characteristics as indicated in 2.1.3.5.3:

– Class 3

UN No. 1921 PROPYLENEIMINE, STABILIZED;

UN No. 3064 NITROGLYCERIN SOLUTION IN ALCOHOL with more than 1% but not more than 5% nitroglycerin;

– Class 6.1

UN No. 1051 HYDROGEN CYANIDE, STABILIZED, containing less than 3% water;

UN No. 1185 ETHYLENEIMINE, STABILIZED;

UN No. 1259 NICKEL CARBONYL;

UN No. 1613 HYDROCYANIC ACID, AQUEOUS SOLUTION (HYDROGEN CYANIDE, AQUEOUS SOLUTION) with not more than 20% hydrogen cyanide;

UN No. 1614 HYDROGEN CYANIDE, STABILIZED, containing not more than 3% water and absorbed in a porous inert material;

UN No. 1994 IRON PENTACARBONYL;

UN No. 2480 METHYL ISOCYANATE;

UN No. 2481 ETHYL ISOCYANATE;

UN No. 3294 HYDROGEN CYANIDE, SOLUTION IN ALCOHOL, with not more than 45% hydrogen cyanide;

Copyright © United Nations, 2019. All rights reserved

– Class 8

UN No. 1052 HYDROGEN FLUORIDE, ANHYDROUS;

UN No. 1744 BROMINE or UN No. 1744 BROMINE SOLUTION;

UN No. 1790 HYDROFLUORIC ACID with more than 85% hydrogen fluoride;

UN No. 2576 PHOSPHORUS OXYBROMIDE, MOLTEN.

2.1.3.4.2 Solutions and mixtures containing a substance belonging to one of the following entries of Class 9:

UN No. 2315 POLYCHLORINATED BIPHENYLS, LIQUID;

UN No. 3151 POLYHALOGENATED BIPHENYLS, LIQUID;

UN No. 3151 HALOGENATED MONOMETHYLDIPHENYLMETHANES, LIQUID;

UN No. 3151 POLYHALOGENATED TERPHENYLS, LIQUID;

UN No. 3152 POLYHALOGENATED BIPHENYLS, SOLID;

UN No. 3152 HALOGENATED MONOMETHYLDIPHENYLMETHANES, SOLID;

UN No. 3152 POLYHALOGENATED TERPHENYLS, SOLID; or

UN No. 3432 POLYCHLORINATED BIPHENYLS, SOLID

shall always be classified under the same entry of Class 9 provided that:

- they do not contain any additional dangerous component other than components of packing group III of classes 3, 4.1, 4.2, 4.3, 5.1, 6.1 or 8; and
- they do not have the hazard characteristics as indicated in 2.1.3.5.3.

2.1.3.5 Substances not mentioned by name in Table A of Chapter 3.2, having more than one hazard characteristic and solutions or mixtures meeting the classification criteria of ADN containing several dangerous substances shall be classified under a collective entry (see 2.1.2.5) and packing group of the appropriate class in accordance with their hazard characteristics. Such classification according to the hazard characteristics shall be carried out as follows:

2.1.3.5.1 The physical and chemical characteristics and physiological properties shall be determined by measurement or calculation and the substance, solution or mixture shall be classified according to the criteria mentioned in sub-section 2.2.x.1 of the various classes.

2.1.3.5.2 If this determination is not possible without disproportionate cost or effort (as for some kinds of wastes), the substance, solution or mixture shall be classified in the class of the component presenting the major hazard.

2.1.3.5.3 If the hazard characteristics of the substance, solution or mixture fall within more than one class or group of substances listed below then the substance, solution or mixture shall be classified in the class or group of substances corresponding to the major hazard on the basis of the following order of precedence:

- (a) Material of Class 7 (apart from radioactive material in excepted packages, for which, except for UN 3507 URANIUM HEXAFLUORIDE, RADIOACTIVE MATERIAL, EXCEPTED PACKAGE, special provision 290 of Chapter 3.3 applies, where the other hazardous properties take precedence);

Copyright © United Nations, 2019. All rights reserved

- (b) Substances of Class 1;
- (c) Substances of Class 2;
- (d) Liquid desensitized explosives of Class 3;
- (e) Self-reactive substances and solid desensitized explosives of Class 4.1;
- (f) Pyrophoric substances of Class 4.2;
- (g) Substances of Class 5.2;
- (h) Substances of Class 6.1 meeting the inhalation toxicity criteria of packing group I (Substances meeting the classification criteria of Class 8 and having an inhalation toxicity of dust and mist (LC<sub>50</sub>) in the range of packing group I and a toxicity through oral ingestion or dermal contact only in the range of packing group III or less, shall be allocated to Class 8);
- (i) Infectious substances of Class 6.2.

2.1.3.5.4 If the hazard characteristics of the substance fall within more than one class or group of substances not listed in 2.1.3.5.3 above, the substance shall be classified in accordance with the same procedure but the relevant class shall be selected according to the precedence of hazards table in 2.1.3.10.

If the hazard characteristics of the substance are such that the substance can be assigned to a UN number or an identification number, then the UN number shall take precedence.

2.1.3.5.5 If the substance to be carried is a waste, with a composition that is not precisely known, its assignment to a UN number and packing group in accordance with 2.1.3.5.2 may be based on the consignor's knowledge of the waste, including all available technical and safety data as requested by safety and environmental legislation in force.<sup>2</sup>

In case of doubt, the highest danger level shall be taken.

If, however, on the basis of the knowledge of the composition of the waste and the physical and chemical properties of the identified components, it is possible to demonstrate that the properties of the waste do not correspond to the properties of the packing group I level, the waste may be classified by default in the most appropriate n.o.s. entry of packing group II. However, if it is known that the waste possesses only environmentally hazardous properties, it may be assigned to packing group III under UN Nos. 3077 or 3082.

This procedure may not be used for wastes containing substances mentioned in 2.1.3.5.3, substances of Class 4.3, substances of the case mentioned in 2.1.3.7 or substances which are not accepted for carriage in accordance with 2.2.x.2.

2.1.3.6 The most specific applicable collective entry (see 2.1.2.5) shall always be used, i.e. a general n.o.s. entry shall only be used if a generic entry or a specific n.o.s. entry cannot be used.

<sup>2</sup> Such legislation is for instance the Commission Decision 2000/532/EC of 3 May 2000 replacing Decision 94/3/EC establishing a list of wastes pursuant to Article 1(a) of Council Directive 75/442/EEC on waste and Council Decision 94/904/EC establishing a list of hazardous wastes pursuant to Article 1(4) of Council Directive 91/689/EEC on hazardous wastes (Official Journal of the European Communities No. L 226 of 6 September 2000, page 3), as amended; and Directive 2008/98/EC of the European Parliament and of the Council of 19 November 2008 on waste and repealing certain Directives (Official Journal of the European Union No. L312 of 22 November 2008, pages 3-30), as amended.



Copyright © United Nations, 2019. All rights reserved

- 2.1.3.7 Solutions and mixtures of oxidizing substances or substances with an oxidizing subsidiary hazard may have explosive properties. In such a case they are not to be accepted for carriage unless they meet the requirements for Class 1. For solid ammonium nitrate based fertilizers, see also 2.2.51.2.2, thirteenth and fourteenth indent and Manual of Tests and Criteria, Part III, Section 39.
- 2.1.3.8 Substances of classes 1 to 6.2, 8 and 9, other than those assigned to UN Nos. 3077 and 3082, meeting the criteria of 2.2.9.1.10 are additionally to their hazards of classes 1 to 6.2, 8 and 9 considered to be environmentally hazardous substances. Other substances meeting the criteria of no other class, but those of 2.2.9.1.10 are to be assigned to UN Nos. 3077 and 3082 or to identification numbers 9005 and 9006, as appropriate.

Wastes which do not meet the criteria for classification in classes 1 to 9 but are covered by the *Basel Convention on the Control of Transboundary Movements of Hazardous Wastes and their Disposal* may be carried under UN Nos. 3077 or 3082.

Copyright © United Nations, 2019. All rights reserved

2.1.3.10 Table of precedence of hazards

Class and packing group	4.1, II	4.1, III	4.2, II	4.2, III	4.3, I	4.3, II	4.3, III	5.1, I	5.1, II	5.1, III	6.1, I DERMAL	6.1, I ORAL	6.1, II	6.1, III	8, I	8, II	8, III	9
3, I	SOL LIQ 4.1	SOL LIQ 4.1	SOL LIQ 4.2	SOL LIQ 4.2	4.3, I	4.3, I	4.3, I	SOL LIQ 5.1, I	SOL LIQ 5.1, I	SOL LIQ 5.1, I	3, I	3, I	3, I	3, I	3, I	3, I	3, I	3, I
3, II	SOL LIQ 4.1, II	SOL LIQ 4.1, II	SOL LIQ 4.2, II	SOL LIQ 4.2, II	4.3, I	4.3, I	4.3, I	SOL LIQ 5.1, I	SOL LIQ 5.1, I	SOL LIQ 5.1, I	3, I	3, I	3, I	3, I	3, I	3, I	3, I	3, I
3, III	SOL LIQ 4.1, III	SOL LIQ 4.1, III	SOL LIQ 4.2, III	SOL LIQ 4.2, III	4.3, I	4.3, I	4.3, I	SOL LIQ 5.1, I	SOL LIQ 5.1, I	SOL LIQ 5.1, I	3, I	3, I	3, I	3, I	3, I	3, I	3, I	3, I
4.1, II			4.2, II	4.2, II	4.3, I	4.3, I	4.3, I	5.1, I	5.1, I	5.1, I	6.1, I	6.1, I	6.1, I	6.1, I	8, I	8, I	8, I	8, I
4.1, III			4.2, II	4.2, III	4.3, I	4.3, I	4.3, I	5.1, I	5.1, I	5.1, I	6.1, I	6.1, I	6.1, I	6.1, I	8, I	8, I	8, I	8, I
4.2, II					4.3, I	4.3, I	4.3, I	5.1, I	5.1, I	5.1, I	6.1, I	6.1, I	6.1, I	6.1, I	8, I	8, I	8, I	8, I
4.2, III					4.3, I	4.3, I	4.3, I	5.1, I	5.1, I	5.1, I	6.1, I	6.1, I	6.1, I	6.1, I	8, I	8, I	8, I	8, I
4.3, I								5.1, I	5.1, I	5.1, I	6.1, I	6.1, I	6.1, I	6.1, I	8, I	8, I	8, I	8, I
4.3, II								5.1, I	5.1, I	5.1, I	6.1, I	6.1, I	6.1, I	6.1, I	8, I	8, I	8, I	8, I
4.3, III								5.1, I	5.1, I	5.1, I	6.1, I	6.1, I	6.1, I	6.1, I	8, I	8, I	8, I	8, I
5.1, I											5.1, I	5.1, I	5.1, I	5.1, I	5.1, I	5.1, I	5.1, I	5.1, I
5.1, II											6.1, I	6.1, I	6.1, I	6.1, I	8, I	8, I	8, I	8, I
5.1, III											6.1, I	6.1, I	6.1, I	6.1, I	8, I	8, I	8, I	8, I
6.1, I DERMAL															SOL LIQ 6.1, I	SOL LIQ 6.1, I	SOL LIQ 6.1, I	SOL LIQ 6.1, I
6.1, I ORAL															SOL LIQ 6.1, I	SOL LIQ 6.1, I	SOL LIQ 6.1, I	SOL LIQ 6.1, I
6.1, II INHAL															SOL LIQ 6.1, I	SOL LIQ 6.1, I	SOL LIQ 6.1, I	SOL LIQ 6.1, I
6.1, II DERMAL															SOL LIQ 6.1, I	SOL LIQ 6.1, I	SOL LIQ 6.1, I	SOL LIQ 6.1, I
6.1, II ORAL															SOL LIQ 6.1, I	SOL LIQ 6.1, I	SOL LIQ 6.1, I	SOL LIQ 6.1, I
6.1, III															SOL LIQ 6.1, I	SOL LIQ 6.1, I	SOL LIQ 6.1, I	SOL LIQ 6.1, I
8, I															8, I	8, I	8, I	8, I
8, II															8, I	8, I	8, I	8, I
8, III															8, I	8, I	8, I	8, I

SOL = Solid substances and mixtures  
 LIQ = Liquid substances, mixtures and solutions  
 DERMAL = Dermal toxicity  
 ORAL = Oral toxicity  
 INHAL = Inhalation toxicity  
 \*/ Class 6.1 for pesticides

Copyright © United Nations, 2019. All rights reserved

**NOTE 1:** Examples to explain the use of the table

**Classification of a single substance**

*Description of the substance to be classified:*

*An amine not mentioned by name meeting the criteria for Class 3, packing group II as well as those for Class 8, packing group I.*

*Procedure:*

*The intersection of line 3 II with column 8 I gives 8 I.*

*This amine has therefore to be classified in Class 8 under:*

*UN No. 2734 AMINES LIQUID, CORROSIVE, FLAMMABLE, N.O.S. or UN No. 2734 POLYAMINES, LIQUID, CORROSIVE, FLAMMABLE, N.O.S.  
packing group I*

**Classification of a mixture**

*Description of the mixture to be classified:*

*Mixture consisting of a flammable liquid classified in Class 3, packing group III, a toxic substance in Class 6.1, packing group II and a corrosive substance in Class 8, packing group I.*

*Procedure*

*The intersection of line 3 III with column 6.1 II gives 6.1 II.*

*The intersection of line 6.1 II with column 8 I gives 8 I LIQ.*

*This mixture not further defined has therefore to be classified in Class 8 under:*

*UN No. 2922 CORROSIVE LIQUID, TOXIC, N.O.S.  
packing group I.*

**NOTE 2:** Examples for the classification of mixtures and solutions under a class and a packing group:

*A phenol solution of Class 6.1, (II), in benzene of Class 3, (II) is to be classified in Class 3, (II); this solution is to be classified under UN No. 1992 FLAMMABLE LIQUID, TOXIC, N.O.S., Class 3, (II), by virtue of the toxicity of the phenol.*

*A solid mixture of sodium arsenate of Class 6.1, (II) and sodium hydroxide of Class 8, (II) is to be classified under UN No. 3290 TOXIC SOLID, CORROSIVE, INORGANIC, N.O.S., in Class 6.1 (II).*

*A solution of crude or refined naphthalene of Class 4.1, (III) in petrol of Class 3, (II), is to be classified under UN No. 3295 HYDROCARBONS, LIQUID, N.O.S. in Class 3, (II).*

*A mixture of hydrocarbons of Class 3, (III), and of polychlorinated biphenyls (PCB) of Class 9, (II), is to be classified under UN No. 2315 POLYCHLORINATED BIPHENYLS, LIQUID or UN No. 3432 POLYCHLORINATED BIPHENYLS, SOLID in Class 9, (II).*

*A mixture of propyleneimine of Class 3, and polychlorinated biphenyls (PCB) of Class 9, (II), is to be classified under UN No. 1921 PROPYLENEIMINE, INHIBITED in Class 3.*

**2.1.4 Classification of samples**

2.1.4.1 When the class of a substance is uncertain and it is being carried for further testing, a tentative class, proper shipping name and UN number shall be assigned on the basis of the consignor's knowledge of the substance and application of:

- (a) the classification criteria of Chapter 2.2; and
- (b) the requirements of this Chapter.

The most severe packing group possible for the proper shipping name chosen shall be used.

Where this provision is used the proper shipping name shall be supplemented with the word "SAMPLE" (e.g., "FLAMMABLE LIQUID, N.O.S., SAMPLE"). In certain instances, where a specific proper shipping name is provided for a sample of a substance considered to meet certain classification criteria (e.g., GAS SAMPLE, NON-PRESSURIZED, FLAMMABLE, UN No. 3167) that proper shipping name shall be used. When an N.O.S. entry is used to carry the sample, the proper shipping name need not be supplemented with the technical name as required by special provision 274 of Chapter 3.3.

2.1.4.2 Samples of the substance shall be carried in accordance with the requirements applicable to the tentative assigned proper shipping name provided:

- (a) the substance is not considered to be a substance not accepted for carriage by sub-sections 2.2.x.2 of Chapter 2.2 or by Chapter 3.2;
- (b) the substance is not considered to meet the criteria for Class 1 or considered to be an infectious substance or a radioactive material;
- (c) the substance is in compliance with 2.2.41.1.15 or 2.2.52.1.9 if it is a self-reactive substance or an organic peroxide, respectively;
- (d) the sample is carried in a combination packaging with a net mass per package not exceeding 2.5 kg; and
- (e) the sample is not packed together with other goods.

**2.1.4.3 *Samples of energetic materials for testing purposes***

2.1.4.3.1 Samples of organic substances carrying functional groups listed in tables A6.1 and/or A6.3 in Appendix 6 (Screening Procedures) of the Manual of Tests and Criteria may be carried under UN No. 3224 (self-reactive solid type C) or UN No. 3223 (self-reactive liquid type C), as applicable, of Class 4.1 provided that:

- (a) The samples do not contain any:
  - Known explosives;
  - Substances showing explosive effects in testing;
  - Compounds designed with the view of producing a practical explosive or pyrotechnic effect; or
  - Components consisting of synthetic precursors of intentional explosives;
- (b) For mixtures, complexes or salts of inorganic oxidizing substances of Class 5.1 with organic material(s), the concentration of the inorganic oxidizing substance is:

Copyright © United Nations, 2019. All rights reserved

- Less than 15%, by mass, if assigned to packing group I (high hazard) or II (medium hazard); or
  - Less than 30%, by mass, if assigned to packing group III (low hazard);
- (c) Available data do not allow a more precise classification;
- (d) The sample is not packed together with other goods; and
- (e) The sample is packed in accordance with packing instruction P520 and special packing provisions PP94 or PP95 of 4.1.4.1 of ADR, as applicable.

#### **2.1.5 Classification of articles as articles containing dangerous goods, n.o.s.**

***NOTE:** For articles which do not have a proper shipping name, other than UN 3537 to 3548 and which contain only dangerous goods within the permitted limited quantity amounts specified in Column (7a) of Table A of Chapter 3.2, see UN No. 3363 and special provisions 301 and 672 of Chapter 3.3.*

- 2.1.5.1 Articles containing dangerous goods may be classified as otherwise provided by ADN under the proper shipping name for the dangerous goods they contain or in accordance with this section.

For the purposes of this section “article” means machinery, apparatus or other devices containing one or more dangerous goods (or residues thereof) that are an integral element of the article, necessary for its functioning and that cannot be removed for the purpose of carriage.

An inner packaging shall not be an article.

- 2.1.5.2 Such articles may in addition contain batteries. Lithium batteries that are integral to the article shall be of a type proven to meet the testing requirements of the Manual of Tests and Criteria, part III, sub-section 38.3, except when otherwise specified by ADN (e.g. for pre-production prototype articles containing lithium batteries or for a small production run, consisting of not more than 100 such articles).

- 2.1.5.3 This section does not apply to articles for which a more specific proper shipping name already exists in Table A of Chapter 3.2.

- 2.1.5.4 This section does not apply to dangerous goods of Class 1, Class 6.2, Class 7 or radioactive material contained in articles.

- 2.1.5.5 Articles containing dangerous goods shall be assigned to the appropriate Class determined by the hazards present using, where applicable, the table of precedence of hazard in 2.1.3.10 for each of the dangerous goods contained in the article. If dangerous goods classified as Class 9 are contained within the article, all other dangerous goods present in the article shall be considered to present a higher hazard.

- 2.1.5.6 Subsidiary hazards shall be representative of the primary hazards posed by the other dangerous goods contained within the article. When only one item of dangerous goods is present in the article, the subsidiary hazard(s), if any, shall be the subsidiary hazard(s) identified by the subsidiary hazard label(s) in column (5) of Table A of Chapter 3.2. If the article contains more than one item of dangerous goods and these could react dangerously with one another during carriage, each of the dangerous goods shall be enclosed separately (see 4.1.1.6 of ADR).

#### **2.1.6 Classification of packagings, discarded, empty, uncleaned**

Empty uncleaned packagings, large packagings or IBCs, or parts thereof, carried for disposal, recycling or recovery of their material, other than reconditioning, repair, routine maintenance, remanufacturing or reuse, may be assigned to UN 3509 if they meet the requirements for this entry.

Copyright © United Nations, 2019. All rights reserved

Copyright © United Nations, 2019. All rights reserved

## CHAPTER 2.2

### CLASS SPECIFIC PROVISIONS

#### 2.2.1 Class 1 Explosive substances and articles

##### 2.2.1.1 Criteria

##### 2.2.1.1.1 The heading of Class 1 covers:

- (a) Explosive substances: solid or liquid substances (or mixtures of substances) capable by chemical reaction of producing gases at such a temperature and pressure and at such a speed as to cause damage to the surroundings.

Pyrotechnic substances: substances or mixtures of substances designed to produce an effect by heat, light, sound, gas or smoke or a combination of these as the result of non-detonating self-sustaining exothermic chemical reactions.

**NOTE 1:** *Substances which are not themselves explosive but which may form an explosive mixture of gas, vapour or dust are not substances of Class 1.*

**NOTE 2:** *Also excluded from Class 1 are: water- or alcohol-wetted explosives of which the water or alcohol content exceeds the limits specified and those containing plasticizers - these explosives are assigned to Class 3 or Class 4.1 - and those explosives which, on the basis of their predominant hazard, are assigned to Class 5.2.*

- (b) Explosive articles: articles containing one or more explosive or pyrotechnic substances.

**NOTE:** *Devices containing explosive or pyrotechnic substances in such small quantity or of such a character that their inadvertent or accidental ignition or initiation during carriage would not cause any manifestation external to the device by projection, fire, smoke, heat or loud noise are not subject to the requirements of Class 1.*

- (c) Substances and articles not mentioned above which are manufactured with a view to producing a practical explosive or pyrotechnic effect.

For the purposes of Class 1, the following definition applies:

*Phlegmatized* means that a substance (or "phlegmatizer") has been added to an explosive to enhance its safety in handling and carriage. The phlegmatizer renders the explosive insensitive, or less sensitive, to the following actions: heat, shock, impact, percussion or friction. Typical phlegmatizing agents include, but are not limited to: wax, paper, water, polymers (such as chlorofluoropolymers), alcohol and oils (such as petroleum jelly and paraffin).

##### 2.2.1.1.2 Any substance or article having or suspected of having explosive properties shall be considered for assignment to Class 1 in accordance with the tests, procedures and criteria prescribed in Part I, Manual of Tests and Criteria.

A substance or article assigned to Class 1 can only be accepted for carriage when it has been assigned to a name or n.o.s. entry listed in Table A of Chapter 3.2 and meets the criteria of the Manual of Tests and Criteria.

##### 2.2.1.1.3 The substances and articles of Class 1 shall be assigned to a UN Number and a name or n.o.s. entry listed in Table A of Chapter 3.2. Interpretation of the names of substances and articles in Table A of Chapter 3.2 shall be based upon the glossary in 2.2.1.4.

Copyright © United Nations, 2019. All rights reserved

Samples of new or existing explosive substances or articles carried for purposes including: testing, classification, research and development, quality control, or as a commercial sample, other than initiating explosive, may be assigned to UN No. 0190 SAMPLES, EXPLOSIVE.

The assignment of explosive substances and articles not mentioned by name as such in Table A of Chapter 3.2 to an n.o.s entry of Class 1 or UN No. 0190 SAMPLES, EXPLOSIVE as well as the assignment of certain substances the carriage of which is subject to a specific authorization by the competent authority according to the special provisions referred to in Column (6) of Table A of Chapter 3.2 shall be made by the competent authority of the country of origin. This competent authority shall also approve in writing the conditions of carriage of these substances and articles. If the country of origin is not a Contracting Party to ADN, the classification and the conditions of carriage shall be recognized by the competent authority of the first country Contracting Party to ADN reached by the consignment.

2.2.1.1.4 Substances and articles of Class 1 shall have been assigned to a division in accordance with 2.2.1.1.5 and to a compatibility group in accordance with 2.2.1.1.6. The division shall be based on the results of the tests described in section 2.3.1 applying the definitions in 2.2.1.1.5. The compatibility group shall be determined in accordance with the definitions in 2.2.1.1.6. The classification code shall consist of the division number and the compatibility group letter.

2.2.1.1.5 *Definition of divisions*

Division 1.1 Substances and articles which have a mass explosion hazard (a mass explosion is an explosion which affects almost the entire load virtually instantaneously).

Division 1.2 Substances and articles which have a projection hazard but not a mass explosion hazard.

Division 1.3 Substances and articles which have a fire hazard and either a minor blast hazard or a minor projection hazard or both, but not a mass explosion hazard:

- (a) combustion of which gives rise to considerable radiant heat; or
- (b) which burn one after another, producing minor blast or projection effects or both.

Division 1.4 Substances and articles which present only a slight hazard of explosion in the event of ignition or initiation during carriage. The effects are largely confined to the package and no projection of fragments of appreciable size or range is to be expected. An external fire shall not cause virtually instantaneous explosion of almost the entire contents of the package.

Division 1.5 Very insensitive substances having a mass explosion hazard which are so insensitive that there is very little probability of initiation or of transition from burning to detonation under normal conditions of carriage. As a minimum requirement they must not explode in the external fire test.

Division 1.6 Extremely insensitive articles which do not have a mass explosion hazard. The articles predominantly contain extremely insensitive substances and demonstrate a negligible probability of accidental initiation or propagation.

**NOTE:** The hazard from articles of Division 1.6 is limited to the explosion of a single article.



Copyright © United Nations, 2019. All rights reserved

2.2.1.1.6 *Definition of compatibility groups of substances and articles*

- A Primary explosive substance.
- B Article containing a primary explosive substance and not having two or more effective protective features. Some articles, such as detonators for blasting, detonator assemblies for blasting and primers, cap-type, are included, even though they do not contain primary explosives.
- C Propellant explosive substance or other deflagrating explosive substance or article containing such explosive substance.
- D Secondary detonating explosive substance or black powder or article containing a secondary detonating explosive substance, in each case without means of initiation and without a propelling charge, or article containing a primary explosive substance and having two or more effective protective features.
- E Article containing a secondary detonating explosive substance, without means of initiation, with a propelling charge (other than one containing a flammable liquid or gel or hypergolic liquids).
- F Article containing a secondary detonating explosive substance with its own means of initiation, with a propelling charge (other than one containing a flammable liquid or gel or hypergolic liquids) or without a propelling charge.
- G Pyrotechnic substance, or article containing a pyrotechnic substance, or article containing both an explosive substance and an illuminating, incendiary, tear- or smoke-producing substance (other than a water-activated article or one which contains white phosphorus, phosphides, a pyrophoric substance, a flammable liquid or gel or hypergolic liquids).
- H Article containing both an explosive substance and white phosphorus.
- J Article containing both an explosive substance and a flammable liquid or gel.
- K Article containing both an explosive substance and a toxic chemical agent.
- L Explosive substance or article containing an explosive substance and presenting a special hazard (e.g. due to water activation or the presence of hypergolic liquids, phosphides or a pyrophoric substance) necessitating isolation of each type.
- N Articles predominantly containing extremely insensitive substances.
- S Substance or article so packed or designed that any hazardous effects arising from accidental functioning are confined within the package unless the package has been degraded by fire, in which case all blast or projection effects are limited to the extent that they do not significantly hinder or prevent fire-fighting or other emergency response efforts in the immediate vicinity of the package.

**NOTE 1:** *Each substance or article, packed in a specified packaging, may be assigned to one compatibility group only. Since the criterion of compatibility group S is empirical, assignment to this group is necessarily linked to the tests for assignment of a classification code.*

**NOTE 2:** *Articles of compatibility groups D and E may be fitted or packed together with their own means of initiation provided that such means have at least two effective protective features designed to prevent an explosion in the event of accidental functioning of the means of initiation. Such articles and packages shall be assigned to compatibility groups D or E.*

Copyright © United Nations, 2019. All rights reserved

**NOTE 3:** Articles of compatibility groups D and E may be packed together with their own means of initiation, which do not have two effective protective features (i.e. means of initiation assigned to compatibility group B), provided that they comply with mixed packing provision MP 21 of Section 4.1.10 of ADR. Such packages shall be assigned to compatibility groups D or E.

**NOTE 4:** Articles may be fitted or packed together with their own means of ignition provided that the means of ignition cannot function during normal conditions of carriage.

**NOTE 5:** Articles of compatibility groups C, D and E may be packed together. Such packages shall be assigned to compatibility group E.

2.2.1.1.7 *Assignment of fireworks to divisions*

2.2.1.1.7.1 Fireworks shall normally be assigned to divisions 1.1, 1.2, 1.3 and 1.4 on the basis of test data derived from Test Series 6 of the Manual of Tests and Criteria. However:

- (a) waterfalls containing flash composition (see Note 2 of 2.2.1.1.7.5) shall be classified as 1.1G regardless of the results of Test Series 6;
- (b) since the range of fireworks is very extensive and the availability of test facilities may be limited, assignment to divisions may also be made in accordance with the procedure in 2.2.1.1.7.2.

2.2.1.1.7.2 Assignment of fireworks to UN No. 0333, 0334, 0335 or 0336 may be made on the basis of analogy, without the need for Test Series 6 testing, in accordance with the default fireworks classification table in 2.2.1.1.7.5. Such assignment shall be made with the agreement of the competent authority. Items not specified in the table shall be classified on the basis of test data derived from Test Series 6.

**NOTE 1:** The addition of other types of fireworks to column 1 of the table in 2.2.1.1.7.5 shall only be made on the basis of full test data submitted to the UN Sub-Committee of Experts on the Transport of Dangerous Goods for consideration.

**NOTE 2:** Test data derived by competent authorities which validates, or contradicts the assignment of fireworks specified in column 4 of the table in 2.2.1.1.7.5 to divisions in column 5 should be submitted to the UN Sub-Committee of Experts on the Transport of Dangerous Goods for information.

2.2.1.1.7.3 Where fireworks of more than one division are packed in the same package they shall be classified on the basis of the highest division unless test data derived from Test Series 6 indicate otherwise.

2.2.1.1.7.4 The classification shown in the table in 2.2.1.1.7.5 applies only for articles packed in fibreboard boxes (4G).

2.2.1.1.7.5 *Default fireworks classification table*<sup>1</sup>

**NOTE 1:** References to percentages in the table, unless otherwise stated, are to the mass of all pyrotechnic substances (e.g. rocket motors, lifting charge, bursting charge and effect charge).

<sup>1</sup> This table contains a list of firework classifications which may be used in the absence of Test Series 6 data (see 2.2.1.1.7.2).

Copyright © United Nations, 2019. All rights reserved

**NOTE 2:** *“Flash composition” in this table refers to pyrotechnic substances in powder form or as pyrotechnic units as presented in the fireworks that are used in waterfalls, or to produce an aural effect or used as a bursting charge, or propellant charge unless:*

- (a) The time taken for the pressure rise in the HSL Flash Composition Test in Appendix 7 of the Manual of Tests and Criteria is demonstrated to be more than 6 ms for 0.5 g of pyrotechnic substance; or*
- (b) The pyrotechnic substance gives a negative “-” result in the US Flash Composition Test in Appendix 7 of the Manual of Tests and Criteria.*

**NOTE 3:** *Dimensions in mm refer to:*

- for spherical and peanut shells the diameter of the sphere of the shell;*
- for cylinder shells the length of the shell;*
- for a shell in mortar, Roman candle, shot tube firework or mine, the inside diameter of the tube comprising or containing the firework;*
- for a bag mine or cylinder mine, the inside diameter of the mortar intended to contain the mine*

Copyright © United Nations, 2019. All rights reserved

Type	Includes: / Synonym:	Definition	Specification	Classification
Shell, spherical or cylindrical	Spherical display shell: aerial shell, colour shell, dye shell, multi-break shell, multi-effect shell, nautical shell, parachute shell, smoke shell, star shell; report shell: maroon, salute, sound shell, thunderclap, aerial shell kit	Device with or without propellant charge, with delay fuse and bursting charge, pyrotechnic unit(s) or loose pyrotechnic substance and designed to be projected from a mortar	All report shells	1.1G
			Colour shell: $\geq 180$ mm	1.1G
			Colour shell: $< 180$ mm with $> 25\%$ flash composition, as loose powder and/or report effects	1.1G
			Colour shell: $< 180$ mm with $\leq 25\%$ flash composition, as loose powder and/or report effects	1.3G
			Colour shell: $\leq 50$ mm, or $\leq 60$ g pyrotechnic substance, with $\leq 2\%$ flash composition as loose powder and/or report effects	1.4G
	Peanut shell	Device with two or more spherical aerial shells in a common wrapper propelled by the same propellant charge with separate external delay fuses	The most hazardous spherical aerial shell determines the classification	
Preloaded mortar, shell in mortar		Assembly comprising a spherical or cylindrical shell inside a mortar from which the shell is designed to be projected	All report shells	1.1G
			Colour shell: $\geq 180$ mm	1.1G
			Colour shell: $> 25\%$ flash composition as loose powder and/or report effects	1.1G
			Colour shell: $> 50$ mm and $< 180$ mm	1.2G
			Colour shell: $\leq 50$ mm, or $\leq 60$ g pyrotechnic substance, with $\leq 25\%$ flash composition as loose powder and/or report effects	1.3G

Copyright © United Nations, 2019. All rights reserved

Type	Includes: / Synonym:	Definition	Specification	Classification
Shell, spherical or cylindrical (cont'd)	Shell of shells (spherical) (Reference to percentages for shell of shells are to the gross mass of the fireworks article)	Device without propellant charge, with delay fuse and bursting charge, containing report shells and inert materials and designed to be projected from a mortar	> 120 mm	1.1G
		Device without propellant charge, with delay fuse and bursting charge, containing report shells $\leq 25$ g flash composition per report unit, with $\leq 33\%$ flash composition and $\geq 60\%$ inert materials and designed to be projected from a mortar	$\leq 120$ mm	1.3G
		Device without propellant charge, with delay fuse and bursting charge, containing colour shells and/or pyrotechnic units and designed to be projected from a mortar	> 300 mm	1.1G
		Device without propellant charge, with delay fuse and bursting charge, containing colour shells $\leq 70$ mm and/or pyrotechnic units, with $\leq 25\%$ flash composition and $\leq 60\%$ pyrotechnic substance and designed to be projected from a mortar	> 200 mm and $\leq 300$ mm	1.3G
		Device with propellant charge, with delay fuse and bursting charge, containing colour shells $\leq 70$ mm and/or pyrotechnic units, with $\leq 25\%$ flash composition and $\leq 60\%$ pyrotechnic substance and designed to be projected from a mortar	$\leq 200$ mm	1.3G
Battery/ combination	Barrage, bombardos, cakes, finale box, flowerbed, hybrid, multiple tubes, shell cakes, banger batteries, flash banger batteries	Assembly including several elements either containing the same type or several types each corresponding to one of the types of fireworks listed in this table, with one or two points of ignition	The most hazardous firework type determines the classification	

Copyright © United Nations, 2019. All rights reserved

Type	Includes: / Synonym:	Definition	Specification	Classification
Roman candle	Exhibition candle, candle, bombettes	Tube containing a series of pyrotechnic units consisting of alternate pyrotechnic composition, propellant charge, and transmitting fuse	≥ 50 mm inner diameter, containing flash composition, or < 50 mm with > 25% flash composition	1.1G
			≥ 50 mm inner diameter, containing no flash composition	1.2G
			< 50 mm inner diameter and ≤ 25% flash composition	1.3G
			≤ 30 mm inner diameter, each pyrotechnic unit ≤ 25 g and ≤ 5% flash composition	1.4G
Shot tube	Single shot Roman candle, small preloaded mortar	Tube containing a pyrotechnic unit consisting of pyrotechnic substance, propellant charge with or without transmitting fuse	≤ 30 mm inner diameter and pyrotechnic unit > 25 g, or > 5% and ≤ 25% flash composition	1.3G
			≤ 30 mm inner diameter, pyrotechnic unit ≤ 25 g and ≤ 5% flash composition	1.4G
Rocket	Avalanche rocket, signal rocket, whistling rocket, bottle rocket, sky rocket, missile type rocket, table rocket	Tube containing pyrotechnic substance and/or pyrotechnic units, equipped with stick(s) or other means for stabilization of flight, and designed to be propelled into the air	Flash composition effects only	1.1G
			Flash composition > 25% of the pyrotechnic substance	1.1G
			> 20 g pyrotechnic substance and flash composition ≤ 25%	1.3G
			≤ 20 g pyrotechnic substance, black powder bursting charge and ≤ 0.13 g flash composition per report and ≤ 1 g in total	1.4G

Copyright © United Nations, 2019. All rights reserved

Type	Includes: / Synonym:	Definition	Specification	Classification
Mine	Pot-a-feu, ground mine, bag mine, cylinder mine	Tube containing propellant charge and pyrotechnic units and designed to be placed on the ground or to be fixed in the ground. The principal effect is ejection of all the pyrotechnic units in a single burst producing a widely dispersed visual and/or aural effect in the air; or  Cloth or paper bag or cloth or paper cylinder containing propellant charge and pyrotechnic units, designed to be placed in a mortar and to function as a mine	> 25% flash composition, as loose powder and/ or report effects  ≥ 180 mm and ≤ 25% flash composition, as loose powder and/ or report effects  < 180 mm and ≤ 25% flash composition, as loose powder and/ or report effects  ≤ 150 g pyrotechnic substance, containing ≤ 5% flash composition as loose powder and/ or report effects. Each pyrotechnic unit ≤ 25 g, each report effect < 2g; each whistle, if any, ≤ 3 g	1.1G  1.1G  1.3G  1.4G
Fountain	Volcanos, gerbs, lances, Bengal fire, flitter sparkle, cylindrical fountains, cone fountains, illuminating torch	Non-metallic case containing pressed or consolidated pyrotechnic substance producing sparks and flame  <i>NOTE: Fountains intended to produce a vertical cascade or curtain of sparks are considered to be waterfalls (see row below).</i>	≥ 1 kg pyrotechnic substance  < 1 kg pyrotechnic substance	1.3G  1.4G
Waterfall	Cascades, showers	Pyrotechnic fountain intended to produce a vertical cascade or curtain of sparks	Containing flash composition regardless of the results of Test Series 6 (see 2.2.1.1.7.1 (a))  Not containing flash composition	1.1G  1.3G
Sparkler	Handheld sparklers, non-handheld sparklers, wire sparklers		Perchlorate based sparklers: > 5 g per item or > 10 items per pack	1.3G

Copyright © United Nations, 2019. All rights reserved

Type	Includes: / Synonym:	Definition	Specification	Classification
		Rigid wire partially coated (along one end) with slow burning pyrotechnic substance with or without an ignition tip	Perchlorate based sparklers: ≤ 5 g per item and ≤ 10 items per pack; Nitrate based sparklers: ≤ 30 g per item	1.4G
Bengal stick	Dipped stick	Non-metallic stick partially coated (along one end) with slow-burning pyrotechnic substance and designed to be held in the hand	Perchlorate based items: > 5 g per item or > 10 items per pack Perchlorate based items: ≤ 5 g per item and ≤ 10 items per pack; nitrate based items: ≤ 30 g per item	1.3 G 1.4G
Low hazard fireworks and novelties	Table bombs, throwdowns, crackling granules, smokes, fog, snakes, glow worm, serpents, snaps, party poppers	Device designed to produce very limited visible and/or audible effect which contains small amounts of pyrotechnic and/or explosive composition.	Throwdowns and snaps may contain up to 1.6 mg of silver fulminate; snaps and party poppers may contain up to 16 mg of potassium chlorate/red phosphorous mixture; other articles may contain up to 5 g of pyrotechnic substance, but no flash composition	1.4G
Spinner	Aerial spinner, helicopter, chaser, ground spinner	Non-metallic tube or tubes containing gas- or spark-producing pyrotechnic substance, with or without noise producing composition, with or without aerofoils attached	Pyrotechnic substance per item > 20 g, containing ≤ 3% flash composition as report effects, or whistle composition ≤ 5 g Pyrotechnic substance per item ≤ 20 g, containing ≤ 3% flash composition as report effects, or whistle composition ≤ 5 g	1.3G 1.4G
Wheels	Catherine wheels, Saxon	Assembly including drivers containing pyrotechnic substance and provided with a means of attaching it to a support so that it can rotate	≥ 1 kg total pyrotechnic substance, no report effect, each whistle (if any) ≤ 25 g and ≤ 50 g whistle composition per wheel	1.3G



Copyright © United Nations, 2019. All rights reserved

Type	Includes: / Synonym:	Definition	Specification	Classification
Aerial wheel	Flying Saxon, UFO's, rising crown	Tubes containing propellant charges and sparks-flame- and/or noise-producing pyrotechnic substances, the tubes being fixed to a supporting ring	<p>&lt; 1 kg total pyrotechnic substance, no report effect, each whistle (if any) ≤ 5 g and ≤ 10 g whistle composition per wheel</p> <p>&gt; 200 g total pyrotechnic substance or &gt; 60 g pyrotechnic substance per driver, ≤ 3% flash composition as report effects, each whistle (if any) ≤ 25 g and ≤ 50 g whistle composition per wheel</p> <p>≤ 200 g total pyrotechnic substance and ≤ 60 g pyrotechnic substance per driver, ≤ 3% flash composition as report effects, each whistle (if any) ≤ 5 g and ≤ 10 g whistle composition per wheel</p>	<p>1.4G</p> <p>1.3G</p> <p>1.4G</p>
Selection pack	Display selection box, display selection pack, garden selection box, indoor selection box; assortment	A pack of more than one type each corresponding to one of the types of fireworks listed in this table	The most hazardous firework type determines the classification	
Firecracker	Celebration cracker, celebration roll, string cracker	Assembly of tubes (paper or cardboard) linked by a pyrotechnic fuse, each tube intended to produce an aural effect	Each tube ≤ 140 mg of flash composition or ≤ 1 g black powder	1.4G
Banger	Salute, flash banger, lady cracker	Non-metallic tube containing report composition intended to produce an aural effect	<p>&gt; 2 g flash composition per item</p> <p>≤ 2 g flash composition per item and ≤ 10 g per inner packaging</p> <p>≤ 1 g flash composition per item and ≤ 10 g per inner packaging or ≤ 10 g black powder per item</p>	<p>1.1G</p> <p>1.3G</p> <p>1.4G</p>

Copyright © United Nations, 2019. All rights reserved

2.2.1.1.8 *Exclusion from Class 1*

2.2.1.1.8.1 An article or a substance may be excluded from Class 1 by virtue of test results and the Class 1 definition with the approval of the competent authority of any ADN Contracting Party who may also recognize an approval granted by the competent authority of a country which is not an ADN Contracting Party provided that this approval has been granted in accordance with the procedures applicable according to RID, ADR, ADN, the IMDG Code or the ICAO Technical Instructions.

2.2.1.1.8.2 With the approval of the competent authority in accordance with 2.2.1.1.8.1, an article may be excluded from Class 1 when three unpackaged articles, each individually activated by its own means of initiation or ignition or external means to function in the designed mode, meet the following test criteria:

- (a) No external surface shall have a temperature of more than 65 °C. A momentary spike in temperature up to 200 °C is acceptable;
- (b) No rupture or fragmentation of the external casing or movement of the article or detached parts thereof of more than one metre in any direction;

**NOTE:** *Where the integrity of the article may be affected in the event of an external fire these criteria shall be examined by a fire test, such as described in ISO 12097-3.*

- (c) No audible report exceeding 135 dB(C) peak at a distance of one metre;
- (d) No flash or flame capable of igniting a material such as a sheet of 80 ± 10 g/m<sup>2</sup> paper in contact with the article; and
- (e) No production of smoke, fumes or dust in such quantities that the visibility in a one cubic metre chamber equipped with appropriately sized blow out panels is reduced more than 50% as measured by a calibrated light (lux) meter or radiometer located one metre from a constant light source located at the midpoint on opposite walls. The general guidance on Optical Density Testing in ISO 5659-1 and the general guidance on the Photometric System described in Section 7.5 in ISO 5659-2 may be used or similar optical density measurement methods designed to accomplish the same purpose may also be employed. A suitable hood cover surrounding the back and sides of the light meter shall be used to minimize effects of scattered or leaking light not emitted directly from the source.

**NOTE 1:** *If during the tests addressing criteria (a), (b), (c) and (d) no or very little smoke is observed the test described in (e) may be waived.*

**NOTE 2:** *The competent authority referred to in 2.2.1.1.8.1 may require testing in packaged form if it is determined that, as packaged for carriage, the article may pose a greater hazard.*

2.2.1.1.9 *Classification documentation*

2.2.1.1.9.1 A competent authority assigning an article or substance into Class 1 shall confirm with the applicant that classification in writing.

2.2.1.1.9.2 A competent authority classification document may be in any form and may consist of more than one page, provided pages are numbered consecutively. The document shall have a unique reference.

2.2.1.1.9.3 The information provided shall be easy to identify, legible and durable.

Copyright © United Nations, 2019. All rights reserved

2.2.1.1.9.4 Examples of the information that may be provided in the classification documents are as follows:

- (a) The name of the competent authority and the provisions in national legislation under which it is granted its authority;
- (b) The modal or national regulations for which the classification document is applicable;
- (c) Confirmation that the classification has been approved, made or agreed in accordance with the UN Model Regulations or the relevant modal regulations;
- (d) The name and address of the person in law to which the classification has been assigned and any company registration which uniquely identifies a company or other body corporate under national legislation;
- (e) The name under which the explosives will be placed onto the market or otherwise supplied for carriage;
- (f) The proper shipping name, UN number, class, division and corresponding compatibility group of the explosives;
- (g) Where appropriate, the maximum net explosive mass of the package or article;
- (h) The name, signature, stamp, seal or other identification of the person authorised by the competent authority to issue the classification document is clearly visible;
- (i) Where safety in carriage or the division is assessed as being dependent upon the packaging, the packaging mark or a description of the permitted:
  - Inner packagings;
  - Intermediate packagings;
  - Outer packagings;
- (j) The classification document states the part number, stock number or other identifying reference under which the explosives will be placed onto the market or otherwise supplied for carriage;
- (k) The name and address of the person in law who manufactured the explosives and any company registration which uniquely identifies a company or other body corporate under national legislation;
- (l) Any additional information regarding the applicable packing instruction and special packing provisions where appropriate;
- (m) The basis for assigning the classification, i.e. whether on the basis of test results, default for fireworks, analogy with classified explosive, by definition from Table A of Chapter 3.2 etc.;
- (n) Any special conditions or limitations that the competent authority has identified as relevant to the safety for carriage of the explosives, the communication of the hazard and international carriage;
- (o) The expiry date of the classification document is given where the competent authority considers one to be appropriate

Copyright © United Nations, 2019. All rights reserved

**2.2.1.2 Substances and articles not accepted for carriage**

2.2.1.2.1 Explosive substances which are unduly sensitive according to the criteria of the Manual of Tests and Criteria, Part I, or are liable to spontaneous reaction, as well as explosive substances and articles which cannot be assigned to a name or n.o.s. entry listed in Table A of Chapter 3.2, shall not be accepted for carriage.

2.2.1.2.2 Articles of compatibility group K shall not be accepted for carriage (1.2K, UN No. 0020 and 1.3K, UN No. 0021).

**2.2.1.3 List of collective entries**

Classification code (see 2.2.1.1.4)	UN No	Name of the substance or article
<b>1.1A</b>	0473	SUBSTANCES, EXPLOSIVE, N.O.S.
<b>1.1B</b>	0461	COMPONENTS, EXPLOSIVE TRAIN, N.O.S.
<b>1.1C</b>	0474	SUBSTANCES, EXPLOSIVE, N.O.S.
	0497	PROPELLANT, LIQUID
	0498	PROPELLANT, SOLID
	0462	ARTICLES, EXPLOSIVE, N.O.S.
<b>1.1D</b>	0475	SUBSTANCES, EXPLOSIVE, N.O.S.
	0463	ARTICLES, EXPLOSIVE, N.O.S.
<b>1.1E</b>	0464	ARTICLES, EXPLOSIVE, N.O.S.
<b>1.1F</b>	0465	ARTICLES, EXPLOSIVE, N.O.S.
<b>1.1G</b>	0476	SUBSTANCES, EXPLOSIVE, N.O.S.
<b>1.1L</b>	0357	SUBSTANCES, EXPLOSIVE, N.O.S.
	0354	ARTICLES, EXPLOSIVE, N.O.S.
<b>1.2B</b>	0382	COMPONENTS, EXPLOSIVE TRAIN, N.O.S.
<b>1.2C</b>	0466	ARTICLES, EXPLOSIVE, N.O.S.
<b>1.2D</b>	0467	ARTICLES, EXPLOSIVE, N.O.S.
<b>1.2E</b>	0468	ARTICLES, EXPLOSIVE, N.O.S.
<b>1.2F</b>	0469	ARTICLES, EXPLOSIVE, N.O.S.
<b>1.2L</b>	0358	SUBSTANCES, EXPLOSIVE, N.O.S.
	0248	CONTRIVANCES, WATER-ACTIVATED with burster, expelling charge or propelling charge
	0355	ARTICLES, EXPLOSIVE, N.O.S.
<b>1.3C</b>	0132	DEFLAGRATING METAL SALTS OF AROMATIC NITRO- DERIVATIVES, N.O.S.
	0477	SUBSTANCES, EXPLOSIVE, N.O.S.
	0495	PROPELLANT, LIQUID
	0499	PROPELLANT, SOLID
	0470	ARTICLES, EXPLOSIVE, N.O.S.
<b>1.3G</b>	0478	SUBSTANCES, EXPLOSIVE, N.O.S.
<b>1.3L</b>	0359	SUBSTANCES, EXPLOSIVE, N.O.S.
	0249	CONTRIVANCES, WATER-ACTIVATED with burster, expelling charge or propelling charge
	0356	ARTICLES, EXPLOSIVE, N.O.S.
<b>1.4B</b>	0350	ARTICLES, EXPLOSIVE, N.O.S.
	0383	COMPONENTS, EXPLOSIVE TRAIN, N.O.S.
<b>1.4C</b>	0479	SUBSTANCES, EXPLOSIVE, N.O.S.
	0351	ARTICLES, EXPLOSIVE, N.O.S.
	0501	PROPELLANT, SOLID
<b>1.4D</b>	0480	SUBSTANCES, EXPLOSIVE, N.O.S.
	0352	ARTICLES, EXPLOSIVE, N.O.S.
<b>1.4E</b>	0471	ARTICLES, EXPLOSIVE, N.O.S.
<b>1.4F</b>	0472	ARTICLES, EXPLOSIVE, N.O.S.

Copyright © United Nations, 2019. All rights reserved

Classification code (see 2.2.1.1.4)	UN No	Name of the substance or article
<b>1.4G</b>	0485	SUBSTANCES, EXPLOSIVE, N.O.S.
	0353	ARTICLES, EXPLOSIVE, N.O.S.
<b>1.4S</b>	0481	SUBSTANCES, EXPLOSIVE, N.O.S.
	0349	ARTICLES, EXPLOSIVE, N.O.S.
	0384	COMPONENTS, EXPLOSIVE TRAIN, N.O.S.
<b>1.5D</b>	0482	SUBSTANCES, EXPLOSIVE, VERY INSENSITIVE (SUBSTANCES, EVI) N.O.S.
<b>1.6N</b>	0486	ARTICLES, EXPLOSIVE, EXTREMELY INSENSITIVE (ARTICLES, EEI)
	0190	SAMPLES, EXPLOSIVE other than initiating explosive <i>NOTE: Division and Compatibility Group shall be defined as directed by the competent authority and according to the principles in 2.2.1.1.4.</i>

**2.2.1.4****Glossary of names**

**NOTE 1:** The descriptions in the glossary are not intended to replace the test procedures, nor to determine the hazard classification of a substance or article of Class 1. Assignment to the correct division and a decision on whether Compatibility Group S is appropriate shall be based on testing of the product in accordance with the Manual of Tests and Criteria, Part I or by analogy with similar products which have already been tested and assigned in accordance with the procedures of the Manual of Tests and Criteria.

**NOTE 2:** The figures given after the names refer to the relevant UN numbers (Column (1) of Table A of Chapter 3.2). For the classification code, see 2.2.1.1.4.

AMMUNITION, ILLUMINATING, with or without burster, expelling charge or propelling charge: UN Nos. 0171, 0254, 0297

Ammunition designed to produce a single source of intense light for lighting up an area. The term includes illuminating cartridges, grenades and projectiles; and illuminating and target identification bombs.

**NOTE:** The following articles: CARTRIDGES, SIGNAL; SIGNAL DEVICES HAND; SIGNALS, DISTRESS; FLARES, AERIAL; FLARES, SURFACE are not included in this definition. They are listed separately.

AMMUNITION, INCENDIARY, liquid or gel, with burster, expelling charge or propelling charge: UN No. 0247

Ammunition containing liquid or gelatinous incendiary substance. Except when the incendiary substance is an explosive per se, it also contains one or more of the following: a propelling charge with primer and igniter charge; a fuze with burster or expelling charge.

AMMUNITION, INCENDIARY, WHITE PHOSPHORUS with burster, expelling charge or propelling charge: UN Nos. 0243, 0244

Ammunition containing white phosphorus as incendiary substance. It also contains one or more of the following: a propelling charge with primer and igniter charge; a fuze with burster or expelling charge.

AMMUNITION, INCENDIARY with or without burster, expelling charge or propelling charge: UN Nos. 0009, 0010, 0300

Copyright © United Nations, 2019. All rights reserved

Ammunition containing incendiary composition. Except when the composition is an explosive per se, it also contains one or more of the following: a propelling charge with primer and igniter charge; a fuze with burster or expelling charge.

AMMUNITION, PRACTICE: UN Nos. 0362, 0488

Ammunition without a main bursting charge, containing a burster or expelling charge. Normally it also contains a fuze and a propelling charge.

**NOTE:** *GRENADES, PRACTICE are not included in this definition. They are listed separately.*

AMMUNITION, PROOF: UN No. 0363

Ammunition containing pyrotechnic substances, used to test the performance or strength of new ammunition, weapon components or assemblies.

AMMUNITION, SMOKE, WHITE PHOSPHORUS, with burster, expelling charge or propelling charge: UN Nos. 0245, 0246

Ammunition containing white phosphorus as a smoke-producing substance. It also contains one or more of the following: a propelling charge with primer and igniter charge; a fuze with burster or expelling charge. The term includes grenades, smoke.

AMMUNITION, SMOKE with or without burster, expelling charge or propelling charge: UN Nos. 0015, 0016, 0303

Ammunition containing a smoke-producing substance such as chlorosulphonic acid mixture or titanium tetrachloride; or a smoke-producing pyrotechnic composition based on hexachloroethane or red phosphorus. Except when the substance is an explosive per se, the ammunition also contains one or more of the following: a propelling charge with primer and igniter charge; a fuze with burster or expelling charge. The term includes grenades, smoke.

**NOTE:** *SIGNALS, SMOKE are not included in this definition. They are listed separately.*

AMMUNITION, TEAR-PRODUCING, with burster, expelling charge or propelling charge: UN Nos. 0018, 0019, 0301

Ammunition containing a tear-producing substance. It also contains one or more of the following: a pyrotechnic substance; a propelling charge with primer and igniter charge; a fuze with burster or expelling charge.

ARTICLES, EXPLOSIVE, EXTREMELY INSENSITIVE (ARTICLES EEI): UN No. 0486

Articles containing only extremely insensitive substances which demonstrate a negligible probability of accidental initiation or propagation under normal conditions of transport, and which have passed Test Series 7.

ARTICLES, PYROPHORIC: UN No. 0380

Articles which contain a pyrophoric substance (capable of spontaneous ignition when exposed to air) and an explosive substance or component. The term excludes articles containing white phosphorus.

ARTICLES, PYROTECHNIC, for technical purposes: UN Nos. 0428, 0429, 0430, 0431, 0432

Articles which contain pyrotechnic substances and are used for technical purposes such as heat generation, gas generation, theatrical effects, etc.

Copyright © United Nations, 2019. All rights reserved

**NOTE:** *The following articles: all ammunition; CARTRIDGES, SIGNAL; CUTTERS, CABLE, EXPLOSIVE; FIREWORKS; FLARES, AERIAL; FLARES, SURFACE; RELEASE DEVICES, EXPLOSIVE; RIVETS, EXPLOSIVE; SIGNAL DEVICES, HAND; SIGNALS, DISTRESS; SIGNALS, RAILWAY TRACK, EXPLOSIVES; SIGNALS, SMOKE are not included in this definition. They are listed separately.*

BLACK POWDER (GUNPOWDER), COMPRESSED or BLACK POWDER (GUNPOWDER), IN PELLETS: UN No. 0028

Substance consisting of a pelletized form of black powder.

BLACK POWDER (GUNPOWDER), granular or as meal: UN No. 0027

Substance consisting of an intimate mixture of charcoal or other carbon and either potassium nitrate or sodium nitrate, with or without sulphur.

BOMBS, WITH FLAMMABLE LIQUID, with bursting charge: UN Nos. 0399, 0400

Articles which are dropped from aircraft, consisting of a tank filled with inflammable liquid and bursting charge.

BOMBS, PHOTO-FLASH: UN No. 0038

Explosive articles which are dropped from aircraft to provide brief, intense illumination for photography. They contain a charge of detonating explosive without means of initiation or with means of initiation containing two or more effective protective features.

BOMBS, PHOTO-FLASH: UN No. 0037

Explosive articles which are dropped from aircraft to provide brief, intense illumination for photography. They contain a charge of detonating explosive with means of initiation not containing two or more effective protective features.

BOMBS, PHOTO-FLASH: UN Nos. 0039, 0299

Explosive articles which are dropped from aircraft to provide brief, intense illumination for photography. They contain a photo-flash composition.

BOMBS with bursting charge: UN Nos. 0034; 0035

Explosive articles which are dropped from aircraft, without means of initiation or with means of initiation containing two or more effective protective features.

BOMBS with bursting charge: UN Nos. 0033, 0291

Explosive articles which are dropped from aircraft, with means of initiation not containing two or more effective protective features.

BOOSTERS WITH DETONATOR: UN Nos. 0225, 0268

Articles consisting of a charge of detonating explosive with means of initiation. They are used to increase the initiating power of detonators or detonating cord.

BOOSTERS without detonator: UN Nos. 0042, 0283

Articles consisting of a charge of detonating explosive without means of initiation. They are used to increase the initiating power of detonators or detonating cord.

Copyright © United Nations, 2019. All rights reserved

BURSTERS, explosive: UN No. 0043

Articles consisting of a small charge of explosive used to open projectiles or other ammunition in order to disperse their contents.

CARTRIDGES, FLASH: UN Nos. 0049, 0050

Articles consisting of a casing, a primer and flash powder, all assembled in one piece ready for firing.

CARTRIDGES FOR TOOLS, BLANK: UN No. 0014

Article, used in tools, consisting of a closed cartridge case with a centre or rim fire primer with or without a charge of smokeless or black powder but with no projectile.

CARTRIDGES FOR WEAPONS, BLANK: UN Nos. 0326, 0413, 0327, 0338, 0014

Ammunition consisting of a closed cartridge case with a centre or rim fire primer and a charge of smokeless or black powder but no projectile. It produces a loud noise and is used for training, saluting, propelling charge, starter pistols, etc. The term includes ammunition, blank.

CARTRIDGES FOR WEAPONS, INERT PROJECTILE: UN Nos. 0328, 0417, 0339, 0012

Ammunition consisting of a projectile without bursting charge but with a propelling charge with or without a primer. The articles may include a tracer, provided that the predominant hazard is that of the propelling charge.

CARTRIDGES FOR WEAPONS with bursting charge: UN Nos. 0006, 0321, 0412

Ammunition consisting of a projectile with a bursting charge without means of initiation or with means of initiation containing two or more effective protective features; and a propelling charge with or without a primer. The term includes fixed (assembled) ammunition, semi-fixed (partially assembled) ammunition and separate loading ammunition when the components are packed together.

CARTRIDGES FOR WEAPONS with bursting charge: UN Nos. 0005, 0007, 0348

Ammunition consisting of a projectile with a bursting charge with means of initiation not containing two or more effective protective features; and a propelling charge with or without a primer. The term includes fixed (assembled) ammunition, semi-fixed (partially assembled) ammunition and separate loading ammunition when the components are packed together.

CARTRIDGES, OIL WELL: UN Nos. 0277, 0278

Articles consisting of a thin casing of fibreboard, metal or other material containing only propellant powder which projects a hardened projectile to perforate an oil well casing.

**NOTE:** *CHARGES, SHAPED are not included in this definition. They are listed separately.*

CARTRIDGES, POWER DEVICE: UN Nos. 0275, 0276, 0323, 0381

Articles designed to accomplish mechanical actions. They consist of a casing with a charge of deflagrating explosive and a means of ignition. The gaseous products of the deflagration produce inflation, linear or rotary motion or activate diaphragms, valves or switches or project fastening devices or extinguishing agents.



Copyright © United Nations, 2019. All rights reserved

CARTRIDGES, SIGNAL: UN Nos. 0054, 0312, 0405

Articles designed to fire coloured flares or other signals from signal pistols, etc.

CARTRIDGES, SMALL ARMS: UN Nos. 0417, 0339, 0012

Ammunition consisting of a cartridge case fitted with a centre or rim fire primer and containing both a propelling charge and solid projectile. They are designed to be fired in weapons of calibre not larger than 19.1 mm. Shot-gun cartridges of any calibre are included in this description.

**NOTE:** *CARTRIDGES, SMALL ARMS, BLANK, are not included in this definition. They are listed separately. Some military small arms cartridges are not included in this definition. They are listed under CARTRIDGES FOR WEAPONS, INERT PROJECTILE.*

CARTRIDGES, SMALL ARMS, BLANK: UN Nos. 0014, 0327, 0338

Ammunition consisting of a closed cartridge case with a centre or rim fire primer and a charge of smokeless or black powder. The cartridge cases contain no projectiles. The cartridges are designed to be fired from weapons with a calibre of at most 19.1 mm and serve to produce a loud noise and are used for training, saluting, propelling charge, starter pistols, etc.

CASES, CARTRIDGE, EMPTY, WITH PRIMER: UN Nos. 0379; 0055

Articles consisting of a cartridge case made from metal, plastics or other non-inflammable material, in which the only explosive component is the primer.

CASES, COMBUSTIBLE, EMPTY, WITHOUT PRIMER: UN Nos. 0447, 0446

Articles consisting of a cartridge case made partly or entirely from nitrocellulose.

CHARGES, BURSTING, PLASTICS BONDED: UN Nos. 0457, 0458, 0459, 0460

Articles consisting of a charge of detonating explosive, plastics bonded, manufactured in a specific form without a casing and without means of initiation. They are designed as components of ammunition such as warheads.

CHARGES, DEMOLITION: UN No. 0048

Articles containing a charge of a detonating explosive in a casing of fibreboard, plastics, metal or other material. The articles are without means of initiation or with means of initiation containing two or more effective protective features.

**NOTE:** *The following articles: BOMBS; MINES; PROJECTILES are not included in this definition. They are listed separately.*

CHARGES, DEPTH: UN No. 0056

Articles consisting of a charge of detonating explosive contained in a drum or projectile without means of initiation or with means of initiation containing two or more effective protective features. They are designed to detonate under water.

Copyright © United Nations, 2019. All rights reserved

CHARGES, EXPLOSIVE, COMMERCIAL without detonator: UN Nos. 0442, 0443, 0444, 0445

Articles consisting of a charge of detonating explosive without means of initiation, used for explosive welding, jointing, forming and other metallurgical processes.

CHARGES, PROPELLING, FOR CANNON: UN Nos. 0242, 0279, 0414

Charges of propellant in any physical form for separate-loading ammunition for cannon.

CHARGES, PROPELLING: UN Nos. 0271, 0272, 0415, 0491

Articles consisting of a charge of a propellant charge in any physical form, with or without a casing, as a component of rocket motors or for reducing the drag of projectiles.

CHARGES, SHAPED, without detonator: UN Nos. 0059, 0439, 0440, UN 0441

Articles consisting of a casing containing a charge of detonating explosive with a cavity lined with rigid material, without means of initiation. They are designed to produce a powerful, penetrating jet effect.

CHARGES, SHAPED, FLEXIBLE, LINEAR: UN Nos. 0237, 0288

Articles consisting of a V-shaped core of a detonating explosive clad by a flexible sheath.

CHARGES, SUPPLEMENTARY, EXPLOSIVE: UN No. 0060

Articles consisting of a small removable booster placed in the cavity of a projectile between the fuse and the bursting charge.

COMPONENTS, EXPLOSIVE TRAIN, N.O.S.: UN Nos. 0382, 0383, 0384, 0461

Articles containing an explosive designed to transmit detonation or deflagration within an explosive train.

CONTRIVANCES, WATER-ACTIVATED with burster, expelling charge or propelling charge: UN Nos. 0248, 0249

Articles whose functioning depends upon physic-chemical reaction of their contents with water.

CORD, DETONATING, flexible: UN Nos. 0065, 0289

Article consisting of a core of detonating explosive enclosed in spun fabric and a plastics or other covering. The covering is not necessary if the spun fabric is sift-proof.

CORD (FUSE) DETONATING, metal clad: UN Nos. 0102, 0290

Article consisting of a core of detonating explosive clad by a soft metal tube with or without protective covering.

CORD (FUSE) DETONATING, MILD EFFECT, metal clad: UN No. 0104

Article consisting of a core of detonating explosive clad by a soft metal tube with or without a protective covering. The quantity of explosive substance is so small that only a mild effect is manifested outside the cord.

Copyright © United Nations, 2019. All rights reserved

CORD, IGNITER: UN No. 0066

Article consisting of textile yarns covered with black powder or another fast burning pyrotechnic composition and of a flexible protective covering; or it consists of a core of black powder surrounded by a flexible woven fabric. It burns progressively along its length with an external flame and is used to transmit ignition from a device to a charge or primer.

CUTTERS, CABLE, EXPLOSIVE: UN No. 0070

Articles consisting of a knife-edged device which is driven by a small charge of deflagrating explosive into an anvil.

DETONATOR ASSEMBLIES, NON-ELECTRIC for blasting: UN Nos. 0360, 0361, 0500

Non-electric detonators assembled with and activated by such means as safety fuse, shock tube, flash tube or detonating cord. They may be of instantaneous design or incorporate delay elements. Detonating relays incorporating detonating cord are included.

DETONATORS, ELECTRIC for blasting: UN Nos. 0030, 0255, 0456

Articles specially designed for the initiation of blasting explosives. These detonators may be constructed to detonate instantaneously or may contain a delay element. Electric detonators are activated by an electric current.

DETONATORS FOR AMMUNITION: UN Nos. 0073, 0364, 0365, 0366

Articles consisting of a small metal or plastics tube containing explosives such as lead azide, PETN or combinations of explosives. They are designed to start a detonation train.

DETONATORS, NON-ELECTRIC for blasting: UN Nos. 0029, 0267, 0455

Articles specially designed for the initiation of blasting explosives. These detonators may be constructed to detonate instantaneously or may contain a delay element. Non-electric detonators are activated by such means as shock tube, flash tube, safety fuse, other igniferous device or flexible detonating cord. Detonating relays without detonating cord are included.

EXPLOSIVE, BLASTING, TYPE A: UN No. 0081

Substances consisting of liquid organic nitrates such as nitroglycerine or a mixture of such ingredients with one or more of the following: nitrocellulose; ammonium nitrate or other inorganic nitrates; aromatic nitro-derivatives, or combustible materials, such as wood-meal and aluminium powder. They may contain inert components such as kieselguhr, and additives such as colouring agents and stabilizers. Such explosives shall be in powdery, gelatinous or elastic form. The term includes dynamite; gelatine, blasting and gelatine dynamites.

EXPLOSIVE, BLASTING, TYPE B: UN Nos. 0082, 0331

Substances consisting of

- (a) a mixture of ammonium nitrate or other inorganic nitrates with an explosive such as trinitrotoluene, with or without other substances such as wood-meal and aluminium powder; or
- (b) a mixture of ammonium nitrate or other inorganic nitrates with other combustible substances which are not explosive ingredients. In both cases they may contain inert components such as kieselguhr, and additives such as colouring agents and stabilizers. Such explosives must not contain nitroglycerine, similar liquid organic nitrates or chlorates.

Copyright © United Nations, 2019. All rights reserved

EXPLOSIVE, BLASTING, TYPE C: UN No. 0083

Substances consisting of a mixture of either potassium or sodium chlorate or potassium, sodium or ammonium perchlorate with organic nitro-derivatives or combustible materials such as wood-meal or aluminium powder or a hydrocarbon. They may contain inert components such as kieselguhr and additives such as colouring agents and stabilizers. Such explosives must not contain nitroglycerine or similar liquid organic nitrates.

EXPLOSIVE, BLASTING, TYPE D: UN No. 0084

Substances consisting of a mixture of organic nitrated compounds and combustible materials such as hydrocarbons and aluminium powder. They may contain inert components such as kieselguhr and additives such as colouring agents and stabilizers. Such explosives must not contain nitroglycerine, similar liquid organic nitrates, chlorates and ammonium nitrate. The term generally includes plastic explosives.

EXPLOSIVES, BLASTING, TYPE E: UN Nos. 0241, 0332

Substances consisting of water as an essential ingredient and high proportions of ammonium nitrate or other oxidizers, some or all of which are in solution. The other constituents may include nitro-derivatives such as trinitrotoluene, hydrocarbons or aluminium powder. They may contain inert components such as kieselguhr and additives such as colouring agents and stabilizers. The term includes explosives, emulsion, explosives, slurry and explosives, watergel.

FIREWORKS: UN Nos. 0333, 0334, 0335, 0336, 0337

Pyrotechnic articles designed for entertainment.

FLARES, AERIAL: UN Nos. 0093, 0403, 0404, 0420, 0421;

Articles containing pyrotechnic substances which are designed to be dropped from an aircraft to illuminate, identify, signal or warn.

FLARES, SURFACE: UN Nos. 0092, 0418, 0419

Articles containing pyrotechnic substances which are designed for use on the surface to illuminate, identify, signal or warn.

FLASH POWDER: UN Nos. 0094, 0305

Pyrotechnic substance which, when ignited, produces an intense light.

FRACTURING DEVICES, EXPLOSIVE without detonator, for oil wells: UN No. 0099

Articles consisting of a charge of detonating explosive contained in a casing without means of initiation. They are used to fracture the rock around a drill shaft to assist the flow of crude oil from the rock.

FUSE, IGNITER, tubular, metal clad: UN No. 0103

Article consisting of a metal tube with a core of deflagrating explosive.

FUSE, NON-DETONATING: UN No. 0101

Article consisting of cotton yarns impregnated with fine black powder (quickmatch). It burns with an external flame and is used in ignition trains for fireworks, etc.

Copyright © United Nations, 2019. All rights reserved

FUSE, SAFETY: UN No. 0105

Article consisting of a core of fine grained black powder surrounded by a flexible woven fabric with one or more protective outer coverings. When ignited, it burns at a predetermined rate without any external explosive effect.

FUZES, DETONATING: UN Nos. 0106, 0107, 0257, 0367

Articles with explosive components designed to produce a detonation in ammunition. They incorporate mechanical, electrical, chemical or hydrostatic components to initiate the detonation. They generally incorporate protective features.

FUZES, DETONATING with protective features: UN Nos. 0408, 0409, 0410

Articles with explosive components designed to produce a detonation in ammunition. They incorporate mechanical, electrical, chemical or hydrostatic components to initiate the detonation. The detonating fuze must incorporate two or more effective protective features.

FUZES, IGNITING: UN Nos. 0316, 0317, 0368

Articles with primary explosive components designed to produce a deflagration in ammunition. They incorporate mechanical, electrical, chemical or hydrostatic components to start the deflagration. They generally incorporate protective features.

GRENADES, hand or rifle, with bursting charge: UN Nos. 0284, 0285

Articles which are designed to be thrown by hand or to be projected by a rifle. They are without means of initiation or with means of initiation containing two or more effective protective features.

GRENADES, hand or rifle, with bursting charge: UN Nos. 0292, 0293

Articles which are designed to be thrown by hand or to be projected by a rifle. They are with means of initiation not containing two or more effective protective features.

GRENADES, PRACTICE, hand or rifle: UN Nos. 0110, 0372, 0318, 0452

Articles without a main bursting charge which are designed to be thrown by hand or to be projected by a rifle. They contain the priming device and may contain a spotting charge.

HEXOTONAL: UN No. 0393

Substance consisting of an intimate mixture of cyclotrimethylenetrinitramine (RDX), trinitrotoluene (TNT) and aluminium.

HEXOLITE (HEXOTOL), dry or wetted with less than 15 % water, by mass: UN No. 0118

Substance consisting of an intimate mixture of cyclotrimethylenetrinitramine (RDX) and trinitrotoluene (TNT). The term includes "Composition B".

Copyright © United Nations, 2019. All rights reserved

IGNITERS: UN Nos. 0121, 0314, 0315, 0325, 0454

Articles containing one or more explosive substances designed to produce a deflagration in an explosive train. They may be actuated chemically, electrically or mechanically.

**NOTE:** *The following articles: CORD, IGNITER; FUSE, IGNITER; FUSE, NON-DETONATING; FUZES, IGNITING; LIGHTERS, FUSE; PRIMERS, CAP TYPE; PRIMERS, TUBULAR are not included in this definition. They are listed separately.*

JET PERFORATING GUNS, CHARGED, oil well, without detonator: UN Nos. 0124, 0494

Articles consisting of a steel tube or metallic strip, into which are inserted shaped charges connected by detonating cord, without means of initiation.

LIGHTERS, FUSE: UN No. 0131

Articles of various design actuated by friction, percussion or electricity and used to ignite safety fuse.

MINES with bursting charge: UN Nos. 0137, 0138

Articles consisting normally of metal or composition receptacles filled with a detonating explosive, without means of initiation or with means of initiation containing two or more effective protective features. They are designed to be operated by the passage of ships, vehicles or personnel. The term includes "Bangalore torpedoes".

MINES with bursting charge: UN Nos. 0136, 0294

Articles consisting normally of metal or composition receptacles filled with a detonating explosive, with means of initiation not containing two or more effective protective features. They are designed to be operated by the passage of ships, vehicles or personnel. The term includes "Bangalore torpedoes".

OCTOLITE (OCTOL), dry or wetted with less than 15 % water, by mass: UN No. 0266

Substance consisting of an intimate mixture of cyclotetramethylenetetranitramine (HMX) and trinitrotoluene (TNT).

OCTONAL: UN No. 0496

Substance consisting of an intimate mixture of cyclotetramethylenetetranitramine (HMX), trinitrotoluene (TNT) and aluminium.

PENTOLITE, dry or wetted with less than 15 % water, by mass: UN No. 0151

Substance consisting of an intimate mixture of pentaerythrite tetranitrate (PETN) and trinitrotoluene (TNT).

POWDER CAKE (POWDER PASTE), WETTED with not less than 17 % alcohol, by mass;  
POWDER CAKE (POWDER PASTE), WETTED with not less than 25 % water, by mass:  
UN Nos. 0433, 0159

Substance consisting of nitrocellulose impregnated with not more than 60 % of nitroglycerine or other liquid organic nitrates or a mixture of these.

Copyright © United Nations, 2019. All rights reserved

POWDER, SMOKELESS: UN Nos. 0160, 0161, 0509

Substance based on nitrocellulose used as propellant. The term includes propellants with a single base (nitrocellulose (NC) alone), those with a double base (such as NC and nitroglycerine (NG)) and those with a triple base (such as NC/NG/nitroguanidine).

**NOTE:** *Cast, pressed or bag-charges of smokeless powder are listed under CHARGES, PROPELLING or CHARGES, PROPELLING, FOR CANNON.*

PRIMERS, CAP TYPE: UN Nos. 0044, 0377, 0378

Articles consisting of a metal or plastics cap containing a small amount of primary explosive mixture that is readily ignited by impact. They serve as igniting elements in small arms cartridges and in percussion primers for propelling charges.

PRIMERS, TUBULAR: UN Nos. 0319, 0320, 0376

Articles consisting of a primer for ignition and an auxiliary charge of deflagrating explosive such as black powder used to ignite the propelling charge in a cartridge case for cannon, etc.

PROJECTILES, inert with tracer: UN Nos. 0345, 0424, 0425

Articles such as a shell or bullet, which are projected from a cannon or other gun, rifle or other small arm.

PROJECTILES with burster or expelling charge: UN Nos. 0346, 0347

Articles such as a shell or bullet, which are projected from a cannon or other gun. They are without means of initiation or with means of initiation containing two or more effective protective features. They are used to scatter dyes for spotting or other inert materials.

PROJECTILES with burster or expelling charge: UN Nos. 0426, 0427

Articles such as a shell or bullet, which are projected from a cannon or other gun. They are with means of initiation not containing two or more effective protective features. They are used to scatter dyes for spotting or other inert materials.

PROJECTILES with burster or expelling charge: UN Nos. 0434, 0435

Articles such as a shell or bullet, which are projected from a cannon or other gun, rifle or other small arm. They are used to scatter dyes for spotting or other inert materials.

PROJECTILES with bursting charge: UN Nos. 0168, 0169, 0344

Articles such as a shell or bullet, which are projected from a cannon or other gun. They are without means of initiation or with means of initiation containing two or more effective protective features.

PROJECTILES with bursting charge: UN Nos. 0167, 0324

Articles such as a shell or bullet, which are projected from a cannon or other gun. They are with means of initiation not containing two or more effective protective features.

PROPELLANT, LIQUID: UN Nos. 0495, 0497

Substance consisting of a deflagrating liquid explosive, used for propulsion.

Copyright © United Nations, 2019. All rights reserved

PROPELLANT, SOLID: UN Nos. 0498, 0499, 0501

Substance consisting of a deflagrating solid explosive, used for propulsion.

RELEASE DEVICES, EXPLOSIVE: UN No. 0173

Articles consisting of a small charge of explosive with means of initiation and rods or links. They sever the rods or links to release equipment quickly.

RIVETS, EXPLOSIVE: UN No. 0174

Articles consisting of a small charge of explosive inside a metallic rivet.

ROCKET MOTORS: UN Nos. 0186, 0280, 0281, 0510

Articles consisting of a charge of explosive, generally a solid propellant, contained in a cylinder fitted with one or more nozzles. They are designed to propel a rocket or a guided missile.

ROCKET MOTORS, LIQUID FUELLED: UN Nos. 0395, 0396

Articles consisting of a liquid fuel within a cylinder fitted with one or more nozzles. They are designed to propel a rocket or a guided missile.

ROCKET MOTORS WITH HYPERGOLIC LIQUIDS with or without expelling charge: UN Nos. 0322, 0250

Articles consisting of a hypergolic fuel contained in a cylinder fitted with one or more nozzles. They are designed to propel a rocket or a guided missile.

ROCKETS, LINE THROWING: UN Nos. 0238, 0240, 0453

Articles consisting of a rocket motor which is designed to extend a line.

ROCKETS, LIQUID FUELLED with bursting charge: UN Nos. 0397, 0398

Articles consisting of a liquid fuel within a cylinder fitted with one or more nozzles and fitted with a warhead. The term includes guided missiles.

ROCKETS with bursting charge: UN Nos. 0181, 0182

Articles consisting of a rocket motor and a warhead without means of initiation or with means of initiation containing two or more effective protective features. The term includes guided missiles.

ROCKETS with bursting charge: UN Nos. 0180, 0295

Articles consisting of a rocket motor and a warhead with means of initiation not containing two or more effective protective features. The term includes guided missiles.

ROCKETS with expelling charge: UN Nos. 0436, 0437, 0438

Articles consisting of a rocket motor and a charge to expel the payload from a rocket head. The term includes guided missiles.

ROCKETS with inert head: UN Nos. 0183, 0502

Articles consisting of a rocket motor and an inert head. The term includes guided missiles.



Copyright © United Nations, 2019. All rights reserved

SAFETY DEVICES, PYROTECHNIC: UN No. 0503

Articles which contain pyrotechnic substances or dangerous goods of other classes and are used in vehicles, vessels or aircraft to enhance safety to persons. Examples are: air bag inflators, air bag modules, seat-belt pretensioners and pyromechanical devices. These pyromechanical devices are assembled components for tasks such as but not limited to separation, locking, or occupant restraint.

SAMPLES, EXPLOSIVE, other than initiating explosive UN No. 0190

New or existing explosive substances or articles, not yet assigned to a name in Table A of Chapter 3.2 and carried in conformity with the instructions of the competent authority and generally in small quantities, *inter alia*, for the purposes of testing, classification, research and development, or quality control, or as commercial samples.

**NOTE:** *Explosive substances or articles already assigned to another name in Table A of Chapter 3.2 are not included in this definition.*

SIGNAL DEVICES, HAND: UN Nos. 0191, 0373

Portable articles containing pyrotechnic substances which produce visual signals or warnings. The term includes small surface flares such as highway or railway flares and small distress flares.

SIGNALS, DISTRESS, ship: UN Nos. 0194, 0195, 0505, 0506

Articles containing pyrotechnic substances designed to produce signals by means of sound, flame or smoke or any combination thereof.

SIGNALS, RAILWAY TRACK, EXPLOSIVE: UN Nos. 0192, 0193, 0492, 0493

Articles containing a pyrotechnic substance which explodes with a loud report when the article is crushed. They are designed to be placed on a rail.

SIGNALS, SMOKE: UN Nos. 0196, 0197, 0313, 0487, 0507

Articles containing pyrotechnic substances which emit smoke. In addition they may contain devices for emitting audible signals.

SOUNDING DEVICES, EXPLOSIVE: UN Nos. 0374, 0375

Articles consisting of a charge of detonating explosive, without means of initiation or with means of initiation containing two or more effective protective features. They are dropped from ships and function when they reach a predetermined depth or the sea bed.

SOUNDING DEVICES, EXPLOSIVE: UN Nos. 0204, 0296

Articles consisting of a charge of detonating explosive with means of initiation not containing two or more effective protective features. They are dropped from ships and function when they reach a predetermined depth or the sea bed.

SUBSTANCES, EXPLOSIVE, VERY INSENSITIVE (Substances, EVI), N.O.S.: UN No. 0482

Substances presenting a mass explosion hazard but which are so insensitive that there is very little probability of initiation or of transition from burning to detonation under normal conditions of transport, and which have passed Test Series 5.

Copyright © United Nations, 2019. All rights reserved

TORPEDOES, LIQUID FUELLED with inert head: UN No. 0450

Articles consisting of a liquid explosive system to propel the torpedo through the water, with an inert head.

TORPEDOES, LIQUID FUELLED with or without bursting charge: UN No. 0449

Articles consisting of either a liquid explosive system to propel the torpedo through the water, with or without a warhead; or a liquid non-explosive system to propel the torpedo through the water, with a warhead.

TORPEDOES with bursting charge: UN No. 0451

Articles consisting of a non-explosive system to propel the torpedo through the water, and a warhead without means of initiation or with means of initiation containing two or more effective protective features.

TORPEDOES with bursting charge: UN No. 0329

Articles consisting of an explosive system to propel the torpedo through the water, and a warhead without means of initiation or with means of initiation containing two or more effective protective features.

TORPEDOES with bursting charge: UN No. 0330

Articles consisting of an explosive or non-explosive system to propel the torpedo through the water, and a warhead with means of initiation not containing two or more effective protective features.

TRACERS FOR AMMUNITION: UN Nos. 0212, 0306

Sealed articles containing pyrotechnic substances, designed to reveal the trajectory of a projectile.

TRITONAL: UN No. 0390

Substance consisting of trinitrotoluene (TNT) mixed with aluminium.

WARHEADS, ROCKET with burster or expelling charge: UN No. 0370

Articles consisting of an inert payload and a small charge of detonating or deflagrating explosive, without means of initiation or with means of initiation containing two or more effective protective features. They are designed to be fitted to a rocket motor to scatter inert material. The term includes warheads for guided missiles.

WARHEADS, ROCKET with burster or expelling charge: UN No. 0371

Articles consisting of an inert payload and a small charge of detonating or deflagrating explosive, with means of initiation not containing two or more effective protective features. They are designed to be fitted to a rocket motor to scatter inert material. The term includes warheads for guided missiles.

WARHEADS, ROCKET with bursting charge: UN Nos. 0286, 0287

Articles consisting of a detonating explosive, without means of initiation or with means of initiation containing two or more effective protective features. They are designed to be fitted to a rocket. The term includes warheads for guided missiles.

Copyright © United Nations, 2019. All rights reserved

WARHEADS, ROCKET with bursting charge: UN No. 0369

Articles consisting of a detonating explosive, with means of initiation not containing two or more effective protective features. They are designed to be fitted to a rocket. The term includes warheads for guided missiles.

WARHEADS, TORPEDO with bursting charge: UN No. 0221

Articles consisting of a detonating explosive, without means of initiation or with means of initiation containing two or more effective protective features. They are designed to be fitted to a torpedo.

Copyright © United Nations, 2019. All rights reserved

## 2.2.2 Class 2 Gases

### 2.2.2.1 Criteria

2.2.2.1.1 The heading of Class 2 covers pure gases, mixtures of gases, mixtures of one or more gases with one or more other substances and articles containing such substances.

A gas is a substance which:

- (a) at 50 °C has a vapour pressure greater than 300 kPa (3 bar); or
- (b) is completely gaseous at 20° C at the standard pressure of 101.3 kPa.

**NOTE 1:** *UN No. 1052 HYDROGEN FLUORIDE, ANHYDROUS is nevertheless classified in Class 8.*

**NOTE 2:** *A pure gas may contain other components deriving from its production process or added to preserve the stability of the product, provided that the level of these components does not change its classification or its conditions of carriage, such as filling ratio, filling pressure, test pressure.*

**NOTE 3:** *N.O.S. entries in 2.2.2.3 may cover pure gases as well as mixtures.*

2.2.2.1.2 The substances and articles of Class 2 are subdivided as follows:

1. *Compressed gas:* a gas which when packaged under pressure for carriage is entirely gaseous at -50 °C; this category includes all gases with a critical temperature less than or equal to -50 °C;
2. *Liquefied gas:* a gas which when packaged under pressure for carriage is partially liquid at temperatures above -50 °C. A distinction is made between:  
  
*High pressure liquefied gas:* a gas with a critical temperature above -50 °C and equal to or below +65 °C; and  
  
*Low pressure liquefied gas:* a gas with a critical temperature above +65 °C;
3. *Refrigerated liquefied gas:* a gas which when packaged for carriage is made partially liquid because of its low temperature;
4. *Dissolved gas:* a gas which when packaged under pressure for carriage is dissolved in a liquid phase solvent;
5. Aerosol dispensers and receptacles, small, containing gas (gas cartridges);
6. Other articles containing gas under pressure;
7. Non-pressurized gases subject to special requirements (gas samples);
8. Chemicals under pressure: liquids, pastes or powders, pressurized with a propellant that meets the definition of a compressed or liquefied gas and mixtures thereof.
9. *Adsorbed gas:* a gas which when packaged for carriage is adsorbed onto a solid porous material resulting in an internal receptacle pressure of less than 101.3 kPa at 20 °C and less than 300 kPa at 50 °C.

Copyright © United Nations, 2019. All rights reserved

2.2.2.1.3 Substances and articles (except aerosols and chemicals under pressure) of Class 2 are assigned to one of the following groups according to their hazardous properties, as follows:

- A asphyxiant;
- O oxidizing;
- F flammable;
- T toxic;
- TF toxic, flammable;
- TC toxic, corrosive;
- TO toxic, oxidizing;
- TFC toxic, flammable, corrosive;
- TOC toxic, oxidizing, corrosive.

For gases and gas mixtures presenting hazardous properties associated with more than one group according to the criteria, the groups designated by letter T take precedence over all other groups. The groups designated by letter F take precedence over the groups designated by letters A or O.

**NOTE 1:** *In the UN Model Regulations, the IMDG Code and the ICAO Technical Instructions, gases are assigned to one of the following three divisions, based on the primary hazard:*

- Division 2.1: flammable gases (corresponding to the groups designated by the capital letter F);*
- Division 2.2: non-flammable, non-toxic gases (corresponding to the groups designated by the capital letters A or O);*
- Division 2.3: toxic gases (corresponding to the groups designated by the capital letter T (i.e. T, TF, TC, TO, TFC and TOC).*

**NOTE 2:** *Receptacles, small containing gas (UN No. 2037) shall be assigned to the groups A to TOC according to the hazard of the contents. For aerosols (UN No. 1950), see 2.2.2.1.6. For chemicals under pressure (UN Nos. 3500 to 3505), see 2.2.2.1.7.*

**NOTE 3:** *Corrosive gases are considered to be toxic, and are therefore assigned to the group TC, TFC or TOC.*

2.2.2.1.4 If a mixture of Class 2 mentioned by name in Table A of Chapter 3.2 meets different criteria as mentioned in 2.2.2.1.2 and 2.2.2.1.5, this mixture shall be classified according to the criteria and assigned to an appropriate N.O.S. entry.

2.2.2.1.5 Substances and articles (except aerosols and chemicals under pressure) of Class 2 which are not mentioned by name in Table A of Chapter 3.2 shall be classified under a collective entry listed in 2.2.2.3 in accordance with 2.2.2.1.2 and 2.2.2.1.3. The following criteria shall apply:

Copyright © United Nations, 2019. All rights reserved

### ***Asphyxiant gases***

Gases which are non-oxidizing, non-flammable and non-toxic and which dilute or replace oxygen normally in the atmosphere.

### ***Flammable gases***

Gases which at 20 °C and a standard pressure of 101.3 kPa:

- (a) are ignitable when in a mixture of 13% or less by volume with air; or
- (b) have a flammable range with air of at least 12 percentage points regardless of the lower flammable limit.

Flammability shall be determined by tests or by calculation, in accordance with methods adopted by ISO (see ISO 10156:2010).

Where insufficient data are available to use these methods, tests by a comparable method recognized by the competent authority of the country of origin may be used.

If the country of origin is not a Contracting Party to ADN these methods shall be recognized by the competent authority of the first country Contracting Party to ADN reached by the consignment.

### ***Oxidizing gases***

Gases, which may, generally by providing oxygen, cause or contribute to the combustion of other material more than air does. These are pure gases or gas mixtures with an oxidizing power greater than 23.5% as determined by a method specified in ISO 10156:2010.

### ***Toxic gases***

**NOTE:** Gases meeting the criteria for toxicity in part or completely owing to their corrosivity are to be classified as toxic. See also the criteria under the heading "Corrosive gases" for a possible subsidiary corrosivity hazard.

Gases which:

- (a) are known to be so toxic or corrosive to humans as to pose a hazard to health; or
- (b) are presumed to be toxic or corrosive to humans because they have a LC<sub>50</sub> value for acute toxicity equal to or less than 5 000 ml/m<sup>3</sup> (ppm) when tested in accordance with 2.2.61.1.

In the case of gas mixtures (including vapours of substances from other classes) the following formula may be used:

$$LC_{50} \text{ Toxic (mixture)} = \frac{I}{\sum_{i=1}^n \frac{f_i}{T_i}}$$

where  $f_i$  = mole fraction of the  $i^{\text{th}}$  component substance of the mixture;

$T_i$  = toxicity index of the  $i^{\text{th}}$  component substance of the mixture.  
The  $T_i$  equals the LC<sub>50</sub> value as found in packing instruction P200 of 4.1.4.1 of ADR.

Copyright © United Nations, 2019. All rights reserved

When no LC<sub>50</sub> value is listed in packing instruction P200 of 4.1.4.1 of ADR, a LC<sub>50</sub> value available in scientific literature shall be used. When the LC<sub>50</sub> value is unknown, the toxicity index is determined by using the lowest LC<sub>50</sub> value of substances of similar physiological and chemical effects, or through testing if this is the only practical possibility.

### ***Corrosive gases***

Gases or gas mixtures meeting the criteria for toxicity completely owing to their corrosivity are to be classified as toxic with a subsidiary corrosivity hazard.

A gas mixture that is considered to be toxic due to the combined effects of corrosivity and toxicity has a subsidiary hazard of corrosivity when the mixture is known by human experience to be destructive to the skin, eyes or mucous membranes or when the LC<sub>50</sub> value of the corrosive components of the mixture is equal to or less than 5 000 ml/m<sup>3</sup> (ppm) when the LC<sub>50</sub> is calculated by the formula:

$$LC_{50} \text{ Corrosive (mixture)} = \frac{1}{\sum_{i=1}^n \frac{f_{ci}}{T_{ci}}}$$

where  $f_{ci}$  = mole fraction of the  $i^{\text{th}}$  corrosive component substance of the mixture;

$T_{ci}$  = toxicity index of the  $i^{\text{th}}$  corrosive component substance of the mixture.

The  $T_{ci}$  equals the LC<sub>50</sub> value as found in packing instruction P200 of 4.1.4.1 of ADR.

When no LC<sub>50</sub> value is listed in packing instruction P200 of 4.1.4.1 of ADR, a LC<sub>50</sub> value available in scientific literature shall be used. When the LC<sub>50</sub> value is unknown the toxicity index is determined by using the lowest LC<sub>50</sub> value of substances of similar physiological and chemical effects, or through testing if this is the only practical possibility.

### 2.2.2.1.6 *Aerosols*

Aerosols (UN No. 1950) are assigned to one of the following groups according to their hazardous properties, as follows:

- A asphyxiant;
- O oxidizing;
- F flammable;
- T toxic;
- C corrosive;
- CO corrosive, oxidizing;
- FC flammable, corrosive;
- TF toxic, flammable;

Copyright © United Nations, 2019. All rights reserved

TC	toxic, corrosive;
TO	toxic, oxidizing;
TFC	toxic, flammable, corrosive
TOC	toxic, oxidizing, corrosive.

The classification depends on the nature of the contents of the aerosol dispenser.

**NOTE:** *Gases, which meet the definition of toxic gases according to 2.2.2.1.5 and gases identified as "Considered as pyrophoric" by table note c of Table 2 of packing instruction P200 of ADR, shall not be used as a propellant in an aerosol dispenser. Aerosols with contents meeting the criteria for packing group I for toxicity or corrosivity shall not be accepted for carriage (see also 2.2.2.2.2).*

The following criteria shall apply:

- (a) Assignment to group A shall apply when the contents do not meet the criteria for any other group according to sub-paragraphs (b) to (f) below;
- (b) Assignment to group O shall apply when the aerosol contains an oxidizing gas according to 2.2.2.1.5;
- (c) Assignment to group F shall apply if the contents include 85% by mass or more flammable components and the chemical heat of combustion is 30 kJ/g or more.

It shall not apply if the contents contain 1% by mass or less flammable components and the heat of combustion is less than 20 kJ/g.

Otherwise the aerosol shall be tested for flammability in accordance with the tests described in the *Manual of Tests and Criteria*, Part III, section 31. Extremely flammable and flammable aerosols shall be assigned to group F;

**NOTE:** *Flammable components are flammable liquids, flammable solids or flammable gases and gas mixtures as defined in Notes 1 to 3 of sub-section 31.1.3 of Part III of the Manual of Tests and Criteria. This designation does not cover pyrophoric, self-heating or water-reactive substances. The chemical heat of combustion shall be determined by one of the following methods ASTM D 240, ISO/FDIS 13943: 1999 (E/F) 86.1 to 86.3 or NFPA 30B.*

- (d) Assignment to group T shall apply when the contents, other than the propellant of aerosol dispensers to be ejected, are classified as Class 6.1, packing groups II or III;
- (e) Assignment to group C shall apply when the contents, other than the propellant of aerosol dispensers to be ejected, meet the criteria for Class 8, packing groups II or III;
- (f) When the criteria for more than one group amongst groups O, F, T, and C are met, assignment to groups CO, FC, TF, TC TO, TFC or TOC shall apply, as relevant.



Copyright © United Nations, 2019. All rights reserved

#### 2.2.2.1.7 Chemicals under pressure

Chemicals under pressure (UN Nos. 3500 to 3505) are assigned to one of the following groups according to their hazardous properties, as follows:

- A asphyxiant;
- F flammable;
- T toxic;
- C corrosive;
- FC flammable, corrosive;
- TF toxic, flammable.

The classification depends on the hazard characteristics of the components in the different states:

The propellant;

The liquid; or

The solid.

**NOTE 1:** Gases, which meet the definition of toxic gases or of oxidizing gases according to 2.2.2.1.5 or gases identified as "Considered as pyrophoric" by table note c of Table 2 of packing instruction P200 in 4.1.4.1 of ADR, shall not be used as a propellant in chemicals under pressure.

**NOTE 2:** Chemicals under pressure with contents meeting the criteria for packing group I for toxicity or corrosivity or with contents meeting both the criteria for packing group II or III for toxicity and for packing group II or III for corrosivity shall not be accepted for carriage under these UN numbers.

**NOTE 3:** Chemicals under pressure with components meeting the properties of Class 1; liquid desensitized explosives of Class 3; self-reactive substances and solid desensitized explosives of Class 4.1; Class 4.2; Class 4.3; Class 5.1; Class 5.2; Class 6.2; or Class 7, shall not be used for carriage under these UN numbers.

**NOTE 4:** A chemical under pressure in an aerosol dispenser shall be carried under UN No. 1950.

The following criteria shall apply:

- (a) Assignment to group A shall apply when the contents do not meet the criteria for any other group according to sub-paragraphs (b) to (e) below;
- (b) Assignment to group F shall apply if one of the components, which can be a pure substance or a mixture, needs to be classified as flammable. Flammable components are flammable liquids and liquid mixtures, flammable solids and solid mixtures or flammable gases and gas mixtures meeting the following criteria:
  - (i) A flammable liquid is a liquid having a flashpoint of not more than 93 °C;
  - (ii) A flammable solid is a solid which meets the criteria in 2.2.41.1;
  - (iii) A flammable gas is a gas which meets the criteria in 2.2.2.1.5;
- (c) Assignment to group T shall apply when the contents, other than the propellant, are classified as dangerous goods of Class 6.1, packing groups II or III;

Copyright © United Nations, 2019. All rights reserved

- (d) Assignment to group C shall apply when the contents, other than the propellant, are classified as dangerous goods of Class 8, packing groups II or III;
- (e) When the criteria for two groups amongst groups F, T, and C are met, assignment to groups FC or TF shall apply, as relevant.

#### **2.2.2.2      *Gases not accepted for carriage***

2.2.2.2.1      Chemically unstable gases of Class 2 shall not be accepted for carriage unless the necessary precautions have been taken to prevent the possibility of a dangerous decomposition or polymerization under normal conditions of carriage or unless carried in accordance with special packing provision (r) of packing instruction P200 (10) of 4.1.4.1 of ADR, as applicable. For the precautions necessary to prevent polymerization, see special provision 386 of Chapter 3.3. To this end particular care shall be taken to ensure that receptacles and tanks do not contain any substances liable to promote these reactions.

2.2.2.2.2      The following substances and mixtures shall not be accepted for carriage:

- UN No. 2186 HYDROGEN CHLORIDE, REFRIGERATED LIQUID;
- UN No. 2421 NITROGEN TRIOXIDE;
- UN No. 2455 METHYL NITRITE;
- Refrigerated liquefied gases which cannot be assigned to classification codes 3A, 3O or 3F, with the exception of substance identification number 9000 AMMONIA ANHYDROUS, DEEPLY REFRIGERATED of classification code 3TC in tank vessels;
- Dissolved gases which cannot be classified under UN Nos. 1001, 2073 or 3318;
- Aerosols where gases which are toxic according to 2.2.2.1.5 or pyrophoric according to packing instruction P200 in 4.1.4.1 of ADR are used as propellants;
- Aerosols with contents meeting the criteria for packing group I for toxicity or corrosivity (see 2.2.61 and 2.2.8);
- Receptacles, small, containing gases which are very toxic (LC<sub>50</sub> lower than 200 ppm) or pyrophoric according to packing instruction P200 in 4.1.4.1 of ADR.

Copyright © United Nations, 2019. All rights reserved

**2.2.2.3**      *List of collective entries*

<b>Compressed gases</b>		
<b>Classification code</b>	<b>UN No</b>	<b>Name and description</b>
<b>1A</b>	1956	COMPRESSED GAS, N.O.S.
<b>1O</b>	3156	COMPRESSED GAS, OXIDIZING, N.O.S.
<b>1F</b>	1964	HYDROCARBON GAS MIXTURE, COMPRESSED, N.O.S.
	1954	COMPRESSED GAS, FLAMMABLE, N.O.S.
<b>1T</b>	1955	COMPRESSED GAS, TOXIC, N.O.S.
<b>1TF</b>	1953	COMPRESSED GAS, TOXIC, FLAMMABLE, N.O.S.
<b>1TC</b>	3304	COMPRESSED GAS, TOXIC, CORROSIVE, N.O.S.
<b>1TO</b>	3303	COMPRESSED GAS, TOXIC, OXIDIZING, N.O.S.
<b>1TFC</b>	3305	COMPRESSED GAS, TOXIC, FLAMMABLE, CORROSIVE, N.O.S.
<b>1TOC</b>	3306	COMPRESSED GAS, TOXIC, OXIDIZING, CORROSIVE, N.O.S.

Copyright © United Nations, 2019. All rights reserved

Liquefied gases		
Classification code	UN No	Name and description
<b>2A</b>	1058	LIQUEFIED GASES, non-flammable, charged with nitrogen, carbon dioxide or air
	1078	REFRIGERANT GAS, N.O.S. such as mixtures of gases, indicated by the letter R, which as:  Mixture F1, have a vapour pressure at 70 °C not exceeding 1.3 MPa (13 bar) and a mass density at 50 °C not lower than that of dichlorofluoromethane (1.30 kg/l);  Mixture F2, have a vapour pressure at 70 °C not exceeding 1.9 MPa (19 bar) and a mass density at 50 °C not lower than that of dichlorodifluoromethane (1.21 kg/l);  Mixture F3, have a vapour pressure at 70 °C not exceeding 3 MPa (30 bar) and a mass density at 50 °C not lower than that of chlorodifluoromethane (1.09 kg/l).  <i><b>NOTE:</b> Trichlorofluoromethane (Refrigerant R 11), 1,1,2-trichloro-1,2,2-trifluoroethane (Refrigerant R 113), 1,1,1-trichloro-2,2,2-trifluoroethane (Refrigerant R 113a), 1-chloro-1,2,2-trifluoroethane (Refrigerant R 133) and 1-chloro-1,1,2-trifluoroethane (Refrigerant R 133b) are not substances of Class 2. They may, however, enter into the composition of mixtures F1 to F3.</i>
	1968	INSECTICIDE GAS, N.O.S.
	3163	LIQUEFIED GAS, N.O.S.
	3157	LIQUEFIED GAS, OXIDIZING, N.O.S.
<b>2O</b> <b>2F</b>	1010	BUTADIENES AND HYDROCARBON MIXTURE, STABILIZED, having a vapour pressure at 70 °C not exceeding 1.1 MPa (11 bar) and a mass density at 50 °C not lower than 0.525 kg/l.  <i><b>NOTE:</b> Butadienes, stabilized are also classified under UN No. 1010, see Table A of Chapter 3.2.</i>
	1060	METHYLACETYLENE AND PROPADIENE MIXTURE, STABILIZED such as mixtures of methylacetylene and propadiene with hydrocarbons, which as:  Mixture P1, contain not more than 63% methylacetylene and propadiene by volume and not more than 24% propane and propylene by volume, the percentage of C <sub>4</sub> -saturated hydrocarbons being not less than 14% by volume; and as  Mixture P2, contain not more than 48% methylacetylene and propadiene by volume and not more than 50% propane and propylene by volume, the percentage of C <sub>4</sub> - saturated hydrocarbons being not less than 5% by volume, as well as mixtures of propadiene with 1 to 4% methylacetylene.

Copyright © United Nations, 2019. All rights reserved

Liquefied gases (cont'd)		
Classification code	UN No	Name and description
	1965	HYDROCARBON GAS MIXTURE, LIQUEFIED, N.O.S. such as mixtures, which as: Mixture A, have a vapour pressure at 70 °C not exceeding 1.1 MPa (11 bar) and a mass density at 50 °C not lower than 0.525 kg/l; Mixture A01, have a vapour pressure at 70 °C not exceeding 1.6 MPa (16 bar) and a mass density at 50 °C not lower than 0.516 kg/l; Mixture A02, have a vapour pressure at 70 °C not exceeding 1.6 MPa (16 bar) and a mass density at 50 °C not lower than 0.505 kg/l; Mixture A0, have a vapour pressure at 70 °C not exceeding 1.6 MPa (16 bar) and a mass density at 50 °C not lower than 0.495 kg/l; Mixture A1, have a vapour pressure at 70 °C not exceeding 2.1 MPa (21 bar) and a mass density at 50 °C not lower than 0.485 kg/l; Mixture B1 have a vapour pressure at 70 °C not exceeding 2.6 MPa (26 bar) and a mass density at 50 °C not lower than 0.474 kg/l; Mixture B2 have a vapour pressure at 70 °C not exceeding 2.6 MPa (26 bar) and a mass density at 50 °C not lower than 0.463 kg/l; Mixture B, have a vapour pressure at 70 °C not exceeding 2.6 MPa (26 bar) and a mass density at 50 °C not lower than 0.450 kg/l; Mixture C, have a vapour pressure at 70 °C not exceeding 3.1 MPa (31 bar) and a mass density at 50 °C not lower than 0.440 kg/l;  <i><b>NOTE 1:</b> In the case of the foregoing mixtures, the use of the following names customary in the trade is permitted for describing these substances: for mixture A01, A02 and A0: BUTANE; for mixture C: PROPANE.</i>  <i><b>NOTE 2:</b> UN No. 1075 PETROLEUM GASES, LIQUEFIED may be used as an alternative entry for UN No. 1965 HYDROCARBON GAS MIXTURE LIQUEFIED, N.O.S. for carriage prior to or following maritime or air carriage.</i>
	3354	INSECTICIDE GAS, FLAMMABLE, N.O.S.
	3161	LIQUEFIED GAS, FLAMMABLE, N.O.S.
<b>2T</b>	1967	INSECTICIDE GAS, TOXIC, N.O.S.
	3162	LIQUEFIED GAS, TOXIC, N.O.S.
<b>2TF</b>	3355	INSECTICIDE GAS, TOXIC, FLAMMABLE, N.O.S.
	3160	LIQUEFIED GAS, TOXIC, FLAMMABLE, N.O.S.
<b>2TC</b>	3308	LIQUEFIED GAS, TOXIC, CORROSIVE, N.O.S.
<b>2TO</b>	3307	LIQUEFIED GAS, TOXIC, OXIDIZING, N.O.S.
<b>2TFC</b>	3309	LIQUEFIED GAS, TOXIC, FLAMMABLE, CORROSIVE, N.O.S.
<b>2TOC</b>	3310	LIQUEFIED GAS, TOXIC, OXIDIZING, CORROSIVE, N.O.S.

Copyright © United Nations, 2019. All rights reserved

Refrigerated liquefied gases		
Classification code	UN No	Name and description
3A	3158	GAS, REFRIGERATED LIQUID, N.O.S.
3O	3311	GAS, REFRIGERATED LIQUID, OXIDIZING, N.O.S.
3F	3312	GAS, REFRIGERATED LIQUID, FLAMMABLE, N.O.S.

Dissolved gases		
Classification code	UN No	Name and description
4		Only substances listed in Table A of Chapter 3.2 are to be accepted for carriage.

Aerosols and receptacles, small, containing gas		
Classification code	UN No	Name and description
5	1950	AEROSOLS
	2037	RECEPTACLES, SMALL CONTAINING GAS
		(GAS CARTRIDGES) without a release device, non-refillable

Other articles containing gas under pressure		
Classification code	UN No	Name and description
6A	2857	REFRIGERATING MACHINES containing non-flammable, non-toxic gases or ammonia solutions (UN 2672)
	3164	ARTICLES, PRESSURIZED, PNEUMATIC (containing non-flammable gas) or
	3164	ARTICLES, PRESSURIZED, HYDRAULIC (containing non-flammable gas)
	3538	ARTICLES CONTAINING NON-FLAMMABLE, NON TOXIC GAS, N.O.S.
6F	3150	DEVICES, SMALL, HYDROCARBON GAS POWERED or
	3150	HYDROCARBON GAS REFILLS FOR SMALL DEVICES, with release device
	3478	FUEL CELL CARTRIDGES, containing liquefied flammable gas or
	3478	FUEL CELL CARTRIDGES CONTAINED IN EQUIPMENT, containing liquefied flammable gas or
	3478	FUEL CELL CARTRIDGES PACKED WITH EQUIPMENT, containing liquefied flammable gas
	3479	FUEL CELL CARTRIDGES, containing hydrogen in metal hydride or
	3479	FUEL CELL CARTRIDGES CONTAINED IN EQUIPMENT, containing hydrogen in metal hydride or
	3479	FUEL CELL CARTRIDGES PACKED WITH EQUIPMENT, containing hydrogen in metal hydride
	3529	ENGINE, INTERNAL COMBUSTION, FLAMMABLE GAS POWERED
	3529	ENGINE, FUEL CELL, FLAMMABLE GAS POWERED
	3529	MACHINERY, INTERNAL COMBUSTION, FLAMMABLE GAS POWERED
	3529	MACHINERY, FUEL CELL, FLAMMABLE GAS POWERED
	3537	ARTICLES CONTAINING FLAMMABLE GAS, N.O.S.
6T	3539	ARTICLES CONTAINING TOXIC GAS, N.O.S.

Copyright © United Nations, 2019. All rights reserved

Gas samples		
Classification code	UN No	Name and description
<b>7F</b>	3167	GAS SAMPLE, NON-PRESSURIZED, FLAMMABLE, N.O.S., not refrigerated liquid
<b>7T</b>	3169	GAS SAMPLE, NON-PRESSURIZED, TOXIC, N.O.S., not refrigerated liquid
<b>7TF</b>	3168	GAS SAMPLE, NON-PRESSURIZED, TOXIC, FLAMMABLE, N.O.S., not refrigerated liquid

Chemicals under pressure		
Classification code	UN No	Name of the substance or article
<b>8A</b>	3500	CHEMICAL UNDER PRESSURE, N.O.S.
<b>8F</b>	3501	CHEMICAL UNDER PRESSURE, FLAMMABLE, N.O.S.
<b>8T</b>	3502	CHEMICAL UNDER PRESSURE, TOXIC, N.O.S.
<b>8C</b>	3503	CHEMICAL UNDER PRESSURE, CORROSIVE, N.O.S.
<b>8TF</b>	3504	CHEMICAL UNDER PRESSURE, FLAMMABLE, TOXIC, N.O.S.
<b>8FC</b>	3505	CHEMICAL UNDER PRESSURE, FLAMMABLE, CORROSIVE, N.O.S.

Adsorbed gases		
Classification code	UN No.	Name of the substance or article
<b>9A</b>	3511	ADSORBED GAS, N.O.S.
<b>9O</b>	3513	ADSORBED GAS, OXIDIZING, N.O.S.
<b>9F</b>	3510	ADSORBED GAS, FLAMMABLE, N.O.S.
<b>9T</b>	3512	ADSORBED GAS, TOXIC, N.O.S.
<b>9TF</b>	3514	ADSORBED GAS, TOXIC, FLAMMABLE, N.O.S.
<b>9TC</b>	3516	ADSORBED GAS, TOXIC, CORROSIVE, N.O.S.
<b>9TO</b>	3515	ADSORBED GAS, TOXIC, OXIDIZING, N.O.S.
<b>9TFC</b>	3517	ADSORBED GAS, TOXIC, FLAMMABLE, CORROSIVE, N.O.S.
<b>9TOC</b>	3518	ADSORBED GAS, TOXIC, OXIDIZING, CORROSIVE, N.O.S.

Copyright © United Nations, 2019. All rights reserved

### 2.2.3 Class 3 Flammable liquids

#### 2.2.3.1 Criteria

2.2.3.1.1 The heading of Class 3 covers substances and articles containing substances of this Class which:

- are liquids according to subparagraph (a) of the definition for "liquid" in 1.2.1;
- have at 50 °C a vapour pressure of not more than 300 kPa (3 bar) and are not completely gaseous at 20 °C and at standard pressure of 101.3 kPa; and
- have a flash-point of not more than 60 °C (see 2.3.3.1 for the relevant test).

The heading of Class 3 also covers liquid substances and molten solid substances with a flash-point of more than 60 °C and which are carried or handed over for carriage whilst heated at temperatures equal to or higher than their flash-point. These substances are assigned to UN No. 3256.

The heading of Class 3 also covers liquid desensitized explosives. Liquid desensitized explosives are explosive substances which are dissolved or suspended in water or other liquid substances, to form an homogeneous liquid mixture to suppress their explosive properties. Such entries in Table A of Chapter 3.2 are UN Nos. 1204, 2059, 3064, 3343, 3357 and 3379.

For the purpose of carriage in tank vessels, the heading of Class 3 also covers the following substances which:

- have a flash-point above 60 °C and which are carried or handed over for carriage at a temperature within a range of 15 K below the flash-point;
- have an auto-ignition temperature of 200 °C or below and which are not mentioned elsewhere.

**NOTE 1:** Substances having a flash-point above 35 °C, which, do not sustain combustion according to the criteria of 32.2.5 of Part III of the Manual of Tests and Criteria are not substances of Class 3; if, however, these substances are handed over for carriage and carried whilst heated at temperatures equal to or higher than their flash-point, they are substances of Class 3.

**NOTE 2:** By derogation from paragraph 2.2.3.1.1 above, diesel fuel, gas oil, heating oil (light) including synthetically manufactured products having a flash-point above 60 °C and not more than 100 °C shall be deemed substances of Class 3, UN No. 1202.

**NOTE 3:** Flammable liquids which are highly toxic by inhalation, as defined in 2.2.61.1.4 to 2.2.61.1.9, and toxic substances having a flash-point of 23 °C or above are substances of Class 6.1 (see 2.2.61.1). Liquids which are highly toxic by inhalation are indicated as "toxic by inhalation" in their proper shipping name in Column (2) or by special provision 354 in Column (6) of Table A of Chapter 3.2.

**NOTE 4:** Flammable liquid substances and preparations used as pesticides, which are highly toxic, toxic or slightly toxic and have a flash-point of 23 °C or above are substances of Class 6.1 (see 2.2.61.1).

**NOTE 5:** For the purpose of carriage in tank vessels, substances having a flash-point above 60 °C and not more than 100 °C are substances of Class 9 (identification number 9003).



Copyright © United Nations, 2019. All rights reserved

2.2.3.1.2 The substances and articles of Class 3 are subdivided as follows:

F Flammable liquids, without subsidiary hazard and articles containing such substances:

F1 Flammable liquids having a flash-point of or below 60 °C;

F2 Flammable liquids having a flash-point above 60 °C which are carried or handed over for carriage at or above their flash-point (elevated temperature substances);

F3 Articles containing inflammable liquids;

F4 Substances having a flash-point above 60 °C which are carried or handed over for carriage at a temperature within a range of 15 K below the flash-point;

F5 Substances having an auto-ignition temperature of 200 °C or below and which are not mentioned elsewhere.

FT Flammable liquids, toxic:

FT1 Flammable liquids, toxic;

FT2 Pesticides;

FC Flammable liquids, corrosive;

FTC Flammable liquids, toxic, corrosive;

D Liquid desensitized explosives.

2.2.3.1.3 Substances and articles classified in Class 3 are listed in Table A of Chapter 3.2. Substances not mentioned by name in Table A of Chapter 3.2 shall be assigned to the relevant entry of 2.2.3.3 and the relevant packing group in accordance with the provisions of this section. Flammable liquids shall be assigned to one of the following packing groups according to the degree of danger they present for carriage:

Packing Group	Flash-point (closed cup)	Initial boiling point
I	--	≤ 35°C
II <sup>a</sup>	< 23°C	> 35°C
III <sup>a</sup>	≥ 23°C and ≤ 60°C	> 35°C

<sup>a</sup> See also 2.2.3.1.4

For a liquid with (a) subsidiary hazard(s), the packing group determined in accordance with the table above and the packing group based on the severity of the subsidiary hazard(s) shall be considered; the classification and packing group shall then be determined in accordance with the table of precedence of hazards in 2.1.3.10.

2.2.3.1.4 Viscous flammable liquids such as paints, enamels, lacquers, varnishes, adhesives and polishes having a flash-point of less than 23 °C may be assigned to packing group III in conformity with the procedures prescribed in the *Manual of Tests and Criteria*, Part III, sub-section 32.3, provided that:

Copyright © United Nations, 2019. All rights reserved

(a) The viscosity<sup>2</sup> and flash-point are in accordance with the following table:

Kinematic viscosity (extrapolated) $\nu$ (at near-zero shear rate) mm <sup>2</sup> /s at 23°C	Flow-time $t$ in seconds	Jet diameter (mm)	Flash-point, closed-cup (°C)
$20 < \nu \leq 80$	$20 < t \leq 60$	4	above 17
$80 < \nu \leq 135$	$60 < t \leq 100$	4	above 10
$135 < \nu \leq 220$	$20 < t \leq 32$	6	above 5
$220 < \nu \leq 300$	$32 < t \leq 44$	6	above -1
$300 < \nu \leq 700$	$44 < t \leq 100$	6	above -5
$700 < \nu$	$100 < t$	6	no limit

- (b) Less than 3% of the clear solvent layer separates in the solvent separation test;
- (c) The mixture or any separated solvent does not meet the criteria for Class 6.1 or Class 8;
- (d) The substances are packed in receptacles of not more than 450 litre capacity.

**NOTE:** These provisions also apply to mixtures containing no more than 20% nitrocellulose with a nitrogen content not exceeding 12.6% by dry mass. Mixtures containing more than 20% but not more than 55% nitrocellulose with a nitrogen content not exceeding 12.6% by dry mass are substances assigned to UN No. 2059.

Mixtures having a flash-point below 23 °C and containing:

- more than 55% nitrocellulose, whatever their nitrogen content; or
- not more than 55% nitrocellulose with a nitrogen content above 12.6% by dry mass,

are substances of Class 1 (UN Nos. 0340 or 0342) or of Class 4.1 (UN Nos. 2555, 2556 or 2557).

#### 2.2.3.1.5 Viscous liquids

##### 2.2.3.1.5.1 Except as provided for in 2.2.3.1.5.2, viscous liquids which:

- have a flash-point of 23 °C or above and less than or equal to 60 °C;
- are not toxic, corrosive or environmentally hazardous;
- contain not more than 20% nitrocellulose provided the nitrocellulose contains not more than 12.6% nitrogen by dry mass; and
- are packed in receptacles of not more than 450 litre capacity;

are not subject to ADN, if:

<sup>2</sup> *Viscosity determination:* Where the substance concerned is non-Newtonian, or where a flow cup method of viscosity determination is otherwise unsuitable, a variable shear-rate viscometer shall be used to determine the dynamic viscosity coefficient of the substance, at 23 °C, at a number of shear rates. The values obtained are plotted against shear rate and then extrapolated to zero shear rate. The dynamic viscosity thus obtained, divided by the density, gives the apparent kinematic viscosity at near-zero shear rate.

Copyright © United Nations, 2019. All rights reserved

- (a) in the solvent separation test (see *Manual of Tests and Criteria*, Part III, sub-section 32.5.1), the height of the separated layer of solvent is less than 3% of the total height; and
- (b) the flowtime in the viscosity test (see *Manual of Tests and Criteria*, Part III, sub-section 32.4.3), with a jet diameter of 6 mm is equal to or greater than:
  - (i) 60 seconds; or
  - (ii) 40 seconds if the viscous substance contains not more than 60% of Class 3 substances.

2.2.3.1.5.2 Viscous liquids which are also environmentally hazardous, but meet all other criteria in 2.2.3.1.5.1, are not subject to any other provisions of ADN when they are carried in single or combination packagings containing a net quantity per single or inner packaging of 5 litres or less, provided the packagings meet the general provisions of 4.1.1.1, 4.1.1.2 and 4.1.1.4 to 4.1.1.8 of ADR

2.2.3.1.6 If substances of Class 3, as a result of admixtures, come into categories of hazard different from those to which the substances mentioned by name in Table A of Chapter 3.2 belong, these mixtures or solutions shall be assigned to the entries to which they belong on the basis of their actual degree of danger.

**NOTE:** For the classification of solutions and mixtures (such as preparations and wastes) see also 2.1.3.

2.2.3.1.7 On the basis of the test procedures in accordance with 2.3.3.1 and 2.3.4, and the criteria set out in 2.2.3.1.1, it may also be determined whether the nature of a solution or a mixture mentioned by name or containing a substance mentioned by name is such that the solution or mixture is not subject to the provisions for this Class (see also 2.1.3).

### **2.2.3.2 Substances not accepted for carriage**

2.2.3.2.1 Substances of Class 3 which are liable to form peroxides easily (as happens with ethers or with certain heterocyclic oxygenated substances) shall not be accepted for carriage if their peroxide content, calculated as hydrogen peroxide (H<sub>2</sub>O<sub>2</sub>), exceeds 0.3%. The peroxide content shall be determined as indicated in 2.3.3.3.

2.2.3.2.2 Chemically unstable substances of Class 3 shall not be accepted for carriage unless the necessary precautions have been taken to prevent the possibility of a dangerous decomposition or polymerization under normal conditions of carriage. For the precautions necessary to prevent polymerization, see special provision 386 of Chapter 3.3. To this end particular care shall be taken to ensure that receptacles and tanks do not contain any substances liable to promote these reactions.

2.2.3.2.3 Liquid desensitized explosives other than those listed in Table A of Chapter 3.2 shall not be accepted for carriage as substances of Class 3.

Copyright © United Nations, 2019. All rights reserved

2.2.3.3 *List of collective entries*

Flammable liquids and articles containing such substances			1133 ADHESIVES containing flammable liquid 1136 COAL TAR DISTILLATES, FLAMMABLE 1139 COATING SOLUTION (includes surface treatments or coatings used for industrial or other purposes such as vehicle undercoating, drum or barrel lining) 1169 EXTRACTS, AROMATIC, LIQUID 1197 EXTRACTS, FLAVOURING, LIQUID 1210 PRINTING INK, flammable or 1210 PRINTING INK RELATED MATERIAL (including printing ink thinning or reducing compound), flammable 1263 PAINT (including paint, lacquer, enamel, stain, shellac, varnish, polish, liquid filler and liquid lacquer base) or 1263 PAINT RELATED MATERIAL (including paint thinning or reducing compound) 1266 PERFUMERY PRODUCTS with flammable solvents 1293 TINCTURES, MEDICINAL 1306 WOOD PRESERVATIVES, LIQUID 1866 RESIN SOLUTION, flammable 1999 TARs, LIQUID, including road oils, and cutback bitumens 3065 ALCOHOLIC BEVERAGES 1224 KETONES, LIQUID, N.O.S. 1268 PETROLEUM DISTILLATES, N.O.S. or 1268 PETROLEUM PRODUCTS, N.O.S. 1987 ALCOHOLS, N.O.S. 1989 ALDEHYDES, N.O.S. 2319 TERPENE HYDROCARBONS, N.O.S. 3271 ETHERS, N.O.S. 3272 ESTERS, N.O.S. 3295 HYDROCARBONS, LIQUID, N.O.S. 3336 MERCAPTANS, LIQUID, FLAMMABLE, N.O.S. or 3336 MERCAPTANS MIXTURE, LIQUID, FLAMMABLE, N.O.S. 1993 FLAMMABLE LIQUID, N.O.S.
	Without subsidiary hazard	F1	
F	elevated temperature	F2	3256 ELEVATED TEMPERATURE LIQUID, FLAMMABLE, N.O.S., with flash-point above 60 °C, at or above its flash-point
	articles	F3	3269 POLYESTER RESIN KIT, liquid base material 3473 FUEL CELL CARTRIDGES or 3473 FUEL CELL CARTRIDGES CONTAINED IN EQUIPMENT or 3473 FUEL CELL CARTRIDGES PACKED WITH EQUIPMENT 3528 ENGINE, INTERNAL COMBUSTION, FLAMMABLE LIQUID POWERED or 3528 ENGINE, FUEL CELL, FLAMMABLE LIQUID POWERED or 3528 MACHINERY, INTERNAL COMBUSTION, FLAMMABLE LIQUID POWERED or 3528 MACHINERY, FUEL CELL, FLAMMABLE LIQUID POWERED 3540 ARTICLES CONTAINING FLAMMABLE LIQUID, N.O.S.
		F4	9001 SUBSTANCES HAVING A FLASH-POINT ABOVE 60 °C carried or handed over for carriage at a TEMPERATURE WITHIN A RANGE OF 15 K BELOW THE FLASH-POINT
		F5	9002 SUBSTANCES WITH A SELF-IGNITION TEMPERATURE OF 200 °C AND BELOW, n.o.s.

(cont'd on next page)

Copyright © United Nations, 2019. All rights reserved

2.2.3.3 *List of collective entries (cont'd)*

<b>Toxic</b>	<b>FT1</b>	1228 MERCAPTANS, LIQUID, FLAMMABLE, TOXIC, N.O.S. or 1228 MERCAPTAN MIXTURE, LIQUID, FLAMMABLE, TOXIC, N.O.S. 1986 ALCOHOLS, FLAMMABLE, TOXIC, N.O.S. 1988 ALDEHYDES, FLAMMABLE, TOXIC, N.O.S. 2478 ISOCYANATES, FLAMMABLE, TOXIC, N.O.S. or 2478 ISOCYANATE SOLUTION, FLAMMABLE, TOXIC, N.O.S. 3248 MEDICINE, LIQUID, FLAMMABLE, TOXIC, N.O.S. 3273 NITRILES, FLAMMABLE, TOXIC, N.O.S. 1992 FLAMMABLE LIQUID, TOXIC, N.O.S.
		2758 CARBAMATE PESTICIDE, LIQUID, FLAMMABLE, TOXIC 2760 ARSENICAL PESTICIDE, LIQUID, FLAMMABLE, TOXIC 2762 ORGANOCHLORINE PESTICIDE, LIQUID, FLAMMABLE, TOXIC 2764 TRIAZINE PESTICIDE, LIQUID, FLAMMABLE, TOXIC 2772 THIOCARBAMATE PESTICIDE, LIQUID, FLAMMABLE, TOXIC 2776 COPPER BASED PESTICIDE, LIQUID, FLAMMABLE, TOXIC 2778 MERCURY BASED PESTICIDE, LIQUID, FLAMMABLE, TOXIC 2780 SUBSTITUTED NITROPHENOL PESTICIDE, LIQUID, FLAMMABLE, TOXIC 2782 BIPYRIDILIUM PESTICIDE, LIQUID, FLAMMABLE, TOXIC 2784 ORGANOPHOSPHORUS PESTICIDE, LIQUID, FLAMMABLE, TOXIC 2787 ORGANOTIN PESTICIDE, LIQUID, FLAMMABLE, TOXIC 3024 COUMARIN DERIVATIVE PESTICIDE, LIQUID, FLAMMABLE, TOXIC 3346 PHENOXYACETIC ACID DERIVATIVE PESTICIDE, LIQUID, FLAMMABLE, TOXIC 3350 PYRETHROID PESTICIDE, LIQUID, FLAMMABLE TOXIC 3021 PESTICIDE, LIQUID, FLAMMABLE, TOXIC, N.O.S.
<b>FT</b>	<b>Pesticide (f.p&lt;23 °C)</b>	<b>FT2</b>
<i>NOTE : The classification of a pesticide under an entry shall be effected on the basis of the active ingredient, of the physical state of the pesticide and any subsidiary hazards it may exhibit.</i>		
<b>Corrosive</b>	<b>FC</b>	3469 PAINT, FLAMMABLE, CORROSIVE (including paint, lacquer, enamel, stain, shellac, varnish, polish, liquid filler and liquid lacquer base) or 3469 PAINT RELATED MATERIAL, FLAMMABLE, CORROSIVE (including paint thinning or reducing compound) 2733 AMINES, FLAMMABLE, CORROSIVE, N.O.S. or 2733 POLYAMINES, FLAMMABLE, CORROSIVE, N.O.S. 2985 CHLOROSILANES, FLAMMABLE, CORROSIVE, N.O.S. 3274 ALCOHOLATES SOLUTION, N.O.S., in alcohol 2924 FLAMMABLE LIQUID, CORROSIVE, N.O.S.
		3286 FLAMMABLE LIQUID, TOXIC, CORROSIVE, N.O.S.
<b>Toxic, corrosive</b>		<b>FTC</b>
<b>Liquid desensitised explosive</b>	<b>D</b>	3343 NITROGLYCERIN MIXTURE, DESENSITIZED, LIQUID, FLAMMABLE, N.O.S. with not more than 30% nitroglycerin by mass 3357 NITROGLYCERIN MIXTURE, DESENSITIZED, LIQUID, N.O.S. with not more than 30% nitroglycerin by mass 3379 DESENSITIZED EXPLOSIVE, LIQUID, N.O.S.

Copyright © United Nations, 2019. All rights reserved

**2.2.41 Class 4.1 Flammable solids, self-reactive substances, polymerizing substances and solid desensitized explosives**

**2.2.41.1 Criteria**

2.2.41.1.1 The heading of Class 4.1 covers flammable substances and articles, desensitized explosives which are solids according to subparagraph (a) of the definition "solid" in 1.2.1, self-reactive liquids or solids and polymerizing substances.

The following are assigned to Class 4.1:

- readily flammable solid substances and articles (see paragraphs 2.2.41.1.3 to 2.2.41.1.8);
- self-reactive solids or liquids (see paragraphs 2.2.41.1.9 to 2.2.41.1.17);
- solid desensitized explosives (see 2.2.41.1.18);
- substances related to self-reactive substances (see 2.2.41.1.19);
- polymerizing substances (see 2.2.41.1.20 and 2.2.41.1.21).

2.2.41.1.2 The substances and articles of Class 4.1 are subdivided as follows:

F Flammable solids, without subsidiary hazard:

- F1 Organic;
- F2 Organic, molten;
- F3 Inorganic;
- F4 Articles;

FO Flammable solids, oxidizing;

FT Flammable solids, toxic:

- FT1 Organic, toxic;
- FT2 Inorganic, toxic;

FC Flammable solids, corrosive:

- FC1 Organic, corrosive;
- FC2 Inorganic, corrosive;

D Solid desensitized explosives without subsidiary hazard;

DT Solid desensitized explosives, toxic;

SR Self-reactive substances:

- SR1 Not requiring temperature control;
- SR2 Requiring temperature control.

PM Polymerizing substances

- PM1 Not requiring temperature control;
- PM2 Requiring temperature control.

Copyright © United Nations, 2019. All rights reserved

### ***Flammable solids***

#### *Definition and properties*

- 2.2.41.1.3 *Flammable solids* are readily combustible solids and solids which may cause fire through friction.

*Readily combustible solids* are powdered, granular, or pasty substances which are dangerous if they can be easily ignited by brief contact with an ignition source, such as a burning match, and if the flame spreads rapidly. The danger may come not only from the fire but also from toxic combustion products. Metal powders are especially dangerous because of the difficulty of extinguishing a fire since normal extinguishing agents such as carbon dioxide or water can increase the hazard.

#### *Classification*

- 2.2.41.1.4 Substances and articles classified as flammable solids of Class 4.1 are listed in Table A of Chapter 3.2. The assignment of organic substances and articles not mentioned by name in Table A of Chapter 3.2 to the relevant entry of sub-section 2.2.41.3 in accordance with the provisions of Chapter 2.1 can be based on experience or on the results of the test procedures in accordance with Part III, sub-section 33.2.1 of the Manual of Tests and Criteria. The assignment of inorganic substances not mentioned by name shall be based on the results of the test procedures in accordance with Part III, sub-section 33.2.1 of the Manual of Tests and Criteria; experience shall also be taken into account when it leads to a more stringent assignment.

- 2.2.41.1.5 When substances not mentioned by name are assigned to one of the entries listed in 2.2.41.3 on the basis of the test procedures in accordance with the Manual of Tests and Criteria, Part III, sub-section 33.2.1, the following criteria apply:

- (a) With the exception of metal powders or powders of metal alloys, powdery, granular or pasty substances shall be classified as readily flammable substances of Class 4.1 if they can be easily ignited by brief contact with an ignition source (e.g. a burning match), or if, in the event of ignition, the flame spreads rapidly, the burning time is less than 45 seconds for a measured distance of 100 mm or the rate of burning is greater than 2.2 mm/s.
- (b) Metal powders or powders of metal alloys shall be assigned to Class 4.1 if they can be ignited by a flame and the reaction spreads over the whole length of the sample in 10 minutes or less.

Solids which may cause fire through friction shall be classified in Class 4.1 by analogy with existing entries (e.g. matches) or in accordance with any appropriate special provision.

- 2.2.41.1.6 On the basis of the test procedure in accordance with the Manual of Tests and Criteria, Part III, Section 33.2.1 and the criteria set out in 2.2.41.1.4 and 2.2.41.1.5, it may also be determined whether the nature of a substance mentioned by name is such that the substance is not subject to the provisions for this Class.

- 2.2.41.1.7 If substances of Class 4.1, as a result of admixtures, come into different categories of hazard from those to which the substances mentioned by name in Table A of Chapter 3.2 belong, these mixtures shall be assigned to the entries to which they belong on the basis of their actual degree of danger.

**NOTE:** For the classification of solutions and mixtures (such as preparations and wastes), see also 2.1.3.

Copyright © United Nations, 2019. All rights reserved

*Assignment of packing groups*

2.2.41.1.8 Flammable solids classified under the various entries in Table A of Chapter 3.2 shall be assigned to packing groups II or III on the basis of test procedures of the Manual of Tests and Criteria, Part III, sub-section 33.2.1, in accordance with the following criteria:

- (a) Readily flammable solids which, when tested, have a burning time of less than 45 seconds over a measured distance of 100 mm shall be assigned to:

Packing group II: if the flame passes the wetted zone;

Packing group III: if the wetted zone stops the flame for at least four minutes;

- (b) Metal powders or powders of metal alloys shall be assigned to:

Packing group II: if, when tested, the reaction spreads over the whole length of the sample in five minutes or less;

Packing group III: if, when tested, the reaction spreads over the whole length of the sample in more than five minutes.

For solids which may cause fire through friction, the packing group shall be assigned by analogy with existing entries or in accordance with any special provision.

***Self-reactive substances***

*Definitions*

2.2.41.1.9 For the purposes of ADN, self-reactive substances are thermally unstable substances liable to undergo a strongly exothermic decomposition even without participation of oxygen (air). Substances are not considered to be self-reactive substances of Class 4.1, if:

- (a) they are explosives according to the criteria of Class 1;
- (b) they are oxidizing substances according to the classification procedure for Class 5.1 (see 2.2.51.1) except that mixtures of oxidizing substances which contain 5.0% or more of combustible organic substances shall be subjected to the classification procedure defined in Note 2;
- (c) they are organic peroxides according to the criteria of Class 5.2 (see 2.2.52.1);
- (d) their heat of decomposition is less than 300 J/g; or
- (e) their self-accelerating decomposition temperature (SADT) (see NOTE 2 below) is greater than 75 °C for a 50 kg package.

**NOTE 1:** The heat of decomposition can be determined using any internationally recognised method e.g. differential scanning calorimetry and adiabatic calorimetry.

**NOTE 2:** Mixtures of oxidizing substances meeting the criteria of Class 5.1 which contain 5.0% or more of combustible organic substances, which do not meet the criteria mentioned in (a), (c), (d) or (e) above, shall be subjected to the self-reactive substance classification procedure.

A mixture showing the properties of a self-reactive substance, type B to F, shall be classified as a self-reactive substance of Class 4.1.



Copyright © United Nations, 2019. All rights reserved

*A mixture showing the properties of a self-reactive substance, type G, according to the principle given in 20.4.3 (g) of Part II of the Manual of Tests and Criteria shall be considered for classification as a substance of Class 5.1 (see 2.2.51.1).*

**NOTE 3:** *The self-accelerating decomposition temperature (SADT) is the lowest temperature at which self-accelerating decomposition may occur with a substance in the packaging as used during carriage. Requirements for the determination of the SADT are given in the Manual of Tests and Criteria, Part II, Chapter 20 and section 28.4.*

**NOTE 4:** *Any substance which shows the properties of a self-reactive substance shall be classified as such, even if this substance gives a positive test result according to 2.2.42.1.5 for inclusion in Class 4.2.*

#### *Properties*

- 2.2.41.1.10 The decomposition of self-reactive substances can be initiated by heat, contact with catalytic impurities (e.g. acids, heavy-metal compounds, bases), friction or impact. The rate of decomposition increases with temperature and varies with the substance. Decomposition, particularly if no ignition occurs, may result in the evolution of toxic gases or vapours. For certain self-reactive substances, the temperature shall be controlled. Some self-reactive substances may decompose explosively, particularly if confined. This characteristic may be modified by the addition of diluents or by the use of appropriate packagings. Certain self-reactive substances burn vigorously. Self-reactive substances are, for example, some compounds of the types listed below:

aliphatic azo compounds (-C-N=N-C-);  
organic azides (-C-N<sub>3</sub>);  
diazonium salts (-CN<sub>2</sub><sup>+</sup> Z<sup>-</sup>);  
N-nitroso compounds (-N-N=O); and  
aromatic sulphohydrazides (-SO<sub>2</sub>-NH-NH<sub>2</sub>).

This list is not exhaustive and substances with other reactive groups and some mixtures of substances may have similar properties.

#### *Classification*

- 2.2.41.1.11 Self-reactive substances are classified into seven types according to the degree of danger they present. The types of self-reactive substances range from type A, which is not accepted for carriage in the packaging in which it is tested, to type G, which is not subject to the provisions for self-reactive substances of Class 4.1. The classification of types B to F is directly related to the maximum quantity allowed in one packaging. The principles to be applied for classification as well as the applicable classification procedures, test methods and criteria and an example of a suitable test report are given in Part II of the Manual of Tests and Criteria.
- 2.2.41.1.12 Self-reactive substances which have already been classified and are already permitted for carriage in packagings are listed in 2.2.41.4, those already permitted for carriage in IBCs are listed in 4.1.4.2 of ADR, packing instruction IBC520 and those already permitted for carriage in portable tanks are listed in 4.2.5.2 of ADR, portable tank instruction T23. Each permitted substance listed is assigned to a generic entry of Table A of Chapter 3.2 (UN Nos. 3221 to 3240), and appropriate subsidiary hazards and remarks providing relevant transport information are given.

The collective entries specify:

- self-reactive substances types B to F, see 2.2.41.1.11 above;
- physical state (liquid/solid); and

Copyright © United Nations, 2019. All rights reserved

- temperature control (when required), see 2.2.41.1.17 below.

The classification of the self-reactive substances listed in 2.2.41.4 is based on the technically pure substance (except where a concentration of less than 100% is specified).

- 2.2.41.1.13 Classification of self-reactive substances not listed in 2.2.41.4, 4.1.4.2 of ADR, packing instruction IBC520 or 4.2.5.2 of ADR, portable tank instruction T23 and assignment to a collective entry shall be made by the competent authority of the country of origin on the basis of a test report. The statement of approval shall contain the classification and the relevant conditions of carriage. If the country of origin is not a Contracting Party to ADN, the classification and the conditions of carriage shall be recognized by the competent authority of the first country Contracting Party to ADN reached by the consignment.
- 2.2.41.1.14 Activators, such as zinc compounds, may be added to some self-reactive substances to change their reactivity. Depending on both the type and the concentration of the activator, this may result in a decrease in thermal stability and a change in explosive properties. If either of these properties is altered, the new formulation shall be assessed in accordance with the classification procedure.
- 2.2.41.1.15 Samples of self-reactive substances or formulations of self-reactive substances not listed in 2.2.41.4, for which a complete set of test results is not available and which are to be carried for further testing or evaluation, shall be assigned to one of the appropriate entries for self-reactive substances type C provided the following conditions are met:
- the available data indicate that the sample would be no more dangerous than self-reactive substances type B;
  - the sample is packaged in accordance with packing method OP2 of 4.1.4.1 of ADR and the quantity per cargo transport unit and per transport unit is limited to 10 kg;
  - the available data indicate that the control temperature, if any, is sufficiently low to prevent any dangerous decomposition and sufficiently high to prevent any dangerous phase separation.

#### *Desensitization*

- 2.2.41.1.16 In order to ensure safety during carriage, self-reactive substances are in many cases desensitized by use of a diluent. Where a percentage of a substance is stipulated, this refers to the percentage by mass, rounded to the nearest whole number. If a diluent is used, the self-reactive substance shall be tested with the diluent present in the concentration and form used in carriage. Diluents which may allow a self-reactive substance to concentrate to a dangerous extent in the event of leakage from a packaging shall not be used. Any diluent shall be compatible with the self-reactive substance. In this regard, compatible diluents are those solids or liquids which have no detrimental influence on the thermal stability and hazard type of the self-reactive substance. Liquid diluents in formulations requiring temperature control (see 2.2.41.1.14) shall have a boiling point of at least 60 °C and a flash-point not less than 5 °C. The boiling point of the liquid shall be at least 50 °C higher than the control temperature of the self-reactive substance.

#### *Temperature control requirements*

- 2.2.41.1.17 Self-reactive substances with an SADT not greater than 55 °C shall be subject to temperature control during carriage. See 7.1.7.

Copyright © United Nations, 2019. All rights reserved

***Solid desensitized explosives***

- 2.2.41.1.18 Solid desensitized explosives are substances which are wetted with water or alcohols or are diluted with other substances to suppress their explosive properties. Such entries in Table A of Chapter 3.2 are: UN Nos. 1310, 1320, 1321, 1322, 1336, 1337, 1344, 1347, 1348, 1349, 1354, 1355, 1356, 1357, 1517, 1571, 2555, 2556, 2557, 2852, 2907, 3317, 3319, 3344, 3364, 3365, 3366, 3367, 3368, 3369, 3370, 3376, 3380 and 3474.

***Substances related to self-reactive substances***

- 2.2.41.1.19 Substances that:
- (a) have been provisionally accepted into Class 1 according to Test Series 1 and 2 but exempted from Class 1 by Test Series 6;
  - (b) are not self-reactive substances of Class 4.1; and
  - (c) are not substances of Classes 5.1 or 5.2;
- are also assigned to Class 4.1. UN Nos. 2956, 3241, 3242 and 3251 are such entries.

***Polymerizing substances***

***Definitions and properties***

- 2.2.41.1.20 *Polymerizing substances* are substances which, without stabilization, are liable to undergo a strongly exothermic reaction resulting in the formation of larger molecules or resulting in the formation of polymers under conditions normally encountered in carriage. Such substances are considered to be polymerizing substances of Class 4.1 when:
- (a) Their self-accelerating polymerization temperature (SAPT) is 75 °C or less under the conditions (with or without chemical stabilization as offered for carriage) and in the packaging, IBC or tank in which the substance or mixture is to be carried;
  - (b) They exhibit a heat of reaction of more than 300 J/g; and
  - (c) They do not meet any other criteria for inclusion in classes 1 to 8.

A mixture meeting the criteria of a polymerizing substance shall be classified as a polymerizing substance of Class 4.1.

***Temperature control requirements***

- 2.2.41.1.21 Polymerizing substances are subject to temperature control in carriage if their self-accelerating polymerization temperature (SAPT) is:
- (a) When offered for carriage in a packaging or IBC, 50 °C or less in the packaging or IBC in which the substance is to be carried; or
  - (b) When offered for carriage in a tank, 45 °C or less in the tank in which the substance is to be carried.

See 7.1.7.

**NOTE:** Substances meeting the criteria of polymerizing substances and also for inclusion in Classes 1 to 8 are subject to the requirements of special provision 386 of Chapter 3.3.

Copyright © United Nations, 2019. All rights reserved

**2.2.41.2**      *Substances not accepted for carriage*

2.2.41.2.1      The chemically unstable substances of Class 4.1 shall not be accepted for carriage unless the necessary steps have been taken to prevent their dangerous decomposition or polymerization during carriage. To this end, it shall in particular be ensured that receptacles and tanks do not contain any substance liable to promote these reactions.

2.2.41.2.2      Flammable solids, oxidizing, assigned to UN No. 3097 shall not be accepted for carriage unless they meet the requirements for Class 1 (see also 2.1.3.7).

2.2.41.2.3      The following substances shall not be accepted for carriage:

- Self-reactive substances of type A (see Manual of Tests and Criteria, Part II, paragraph 20.4.2 (a));
- Phosphorus sulphides which are not free from yellow and white phosphorus;
- Solid sensitized explosives other than those listed in Table A of Chapter 3.2;
- Inorganic flammable substances in the molten form other than UN No. 2448 SULPHUR, MOLTEN;
- Barium azide with a water content less than 50% (mass).

Copyright © United Nations, 2019. All rights reserved

2.2.41.3 *List of collective entries*

Flammable solids F	without subsidiary hazard	organic	F1	3175 SOLIDS CONTAINING FLAMMABLE LIQUID, N.O.S. 1353 FIBRES IMPREGNATED WITH WEAKLY NITRATED NITROCELLULOSE, N.O.S. or 1353 FABRICS IMPREGNATED WITH WEAKLY NITRATED NITROCELLULOSE, N.O.S. 1325 FLAMMABLE SOLID, ORGANIC, N.O.S.
		organic molten	F2	3176 FLAMMABLE SOLID, ORGANIC, MOLTEN, N.O.S.
		inorganic	F3	3089 METAL POWDER, FLAMMABLE, N.O.S. <sup>a b</sup> 3181 METAL SALTS OF ORGANIC COMPOUNDS, FLAMMABLE, N.O.S. 3182 METAL HYDRIDES, FLAMMABLE, N.O.S. <sup>c</sup> 3178 FLAMMABLE SOLID, INORGANIC, N.O.S.
	oxidizing	articles	F4	3527 POLYESTER RESIN KIT, solid base material 3541 ARTICLES CONTAINING FLAMMABLE SOLID, N.O.S.
	toxic FT	organic	FT1	2926 FLAMMABLE SOLID, TOXIC, ORGANIC, N.O.S.
		inorganic	FT2	3179 FLAMMABLE SOLID, TOXIC, INORGANIC, N.O.S.
Solid desensitized explosives	corrosive FC	organic	FC1	2925 FLAMMABLE SOLID, CORROSIVE, ORGANIC, N.O.S.
		inorganic	FC2	3180 FLAMMABLE SOLID, CORROSIVE, INORGANIC, N.O.S.
	without subsidiary hazard		D	3319 NITROGLYCERIN MIXTURE, DESENSITIZED, SOLID, N.O.S. with more than 2% but not more than 10% nitroglycerin by mass 3344 PENTAERYTHRIT TETRANITRATE (PENTAERYTHRITOL TETRANITRATE, PETN) MIXTURE, DESENSITIZED, SOLID, N.O.S. with more than 10% but not more than 20% PETN by mass 3380 DESENSITIZED EXPLOSIVE, SOLID, N.O.S.
	toxic		DT	Only substances listed in Table A of Chapter 3.2 are to be accepted for carriage as substances of Class 4.1
Self-reactive substances SR	not requiring temperature control		SR1	SELF-REACTIVE LIQUID TYPE A } Not accepted for carriage, SELF-REACTIVE SOLID TYPE A } see 2.2.41.2.3 3221 SELF-REACTIVE LIQUID TYPE B 3222 SELF-REACTIVE SOLID TYPE B 3223 SELF-REACTIVE LIQUID TYPE C 3224 SELF-REACTIVE SOLID TYPE C 3225 SELF-REACTIVE LIQUID TYPE D 3226 SELF-REACTIVE SOLID TYPE D 3227 SELF-REACTIVE LIQUID TYPE E 3228 SELF-REACTIVE SOLID TYPE E 3229 SELF-REACTIVE LIQUID TYPE F 3230 SELF-REACTIVE SOLID TYPE F SELF-REACTIVE LIQUID TYPE G } Not subject to the provisions applicable to SELF-REACTIVE SOLID TYPE G } Class 4.1, see 2.2.41.1.11
	requiring temperature control <i>cont'd on next page</i>		SR2	3231 SELF-REACTIVE LIQUID TYPE B, TEMPERATURE CONTROLLED 3232 SELF-REACTIVE SOLID TYPE B, TEMPERATURE CONTROLLED 3233 SELF-REACTIVE LIQUID TYPE C, TEMPERATURE CONTROLLED 3234 SELF-REACTIVE SOLID TYPE C, TEMPERATURE CONTROLLED 3235 SELF-REACTIVE LIQUID TYPE D, TEMPERATURE CONTROLLED 3236 SELF-REACTIVE SOLID TYPE D, TEMPERATURE CONTROLLED 3237 SELF-REACTIVE LIQUID TYPE E, TEMPERATURE CONTROLLED 3238 SELF-REACTIVE SOLID TYPE E, TEMPERATURE CONTROLLED 3239 SELF-REACTIVE LIQUID TYPE F, TEMPERATURE CONTROLLED 3240 SELF-REACTIVE SOLID TYPE F, TEMPERATURE CONTROLLED

<sup>a</sup> Metals and metal alloys in powdered or other flammable form, liable to spontaneous combustion, are substances of Class 4.2.

<sup>b</sup> Metals and metal alloys in powdered or other flammable form, which in contact with water, emit flammable gases, are substances of Class 4.3.

<sup>c</sup> Metals hydrides which, in contact with water, emit flammable gases, are substances of Class 4.3. Aluminium borohydride or aluminium borohydride in devices are substances of Class 4.2, UN No. 2870.

Copyright © United Nations, 2019. All rights reserved

**2.2.41.3 List of collective entries (continued)**

Polymerizing substances PM	not requiring temperature control	PM1	3531 POLYMERIZING SUBSTANCE, SOLID, STABILIZED, N.O.S. 3532 POLYMERIZING SUBSTANCE, LIQUID, STABILIZED, N.O.S.
	requiring temperature control	PM2	3533 POLYMERIZING SUBSTANCE, SOLID, TEMPERATURE CONTROLLED, N.O.S. 3534 POLYMERIZING SUBSTANCE, LIQUID, TEMPERATURE CONTROLLED, N.O.S.

**2.2.41.4 List of currently assigned self-reactive substances in packagings**

In the column "Packing Method" codes "OP1" to "OP8" refer to packing methods in 4.1.4.1 of ADR, packing instruction P520 (see also 4.1.7.1 of ADR). Self-reactive substances to be carried shall fulfil the classification and the control and emergency temperatures (derived from the SADT) as listed. For substances permitted in IBCs, see 4.1.4.2 of ADR, packing instruction IBC520 and, for those permitted in tanks according Chapter 4.2 of ADR, see 4.2.5.2.6 of ADR, portable tank instruction T23. The formulations listed in packing instruction IBC520 of 4.1.4.2 of ADR and in portable tank instruction T23 of 4.2.5.2.6 of ADR may also be carried packed in accordance with packing method OP8 of packing instruction P520 of 4.1.4.1 of ADR, with the same control and emergency temperatures, if applicable.

**NOTE:** The classification given in this table is based on the technically pure substance (except where a concentration of less than 100 % is specified). For other concentrations, the substance may be classified differently following the procedures given in Part II of the Manual of Tests and Criteria and in 2.2.41.1.17.

SELF-REACTIVE SUBSTANCE	Concentration (%)	Packing method	Control temperature (°C)	Emergency temperature (°C)	UN generic entry	Remarks
ACETONE-PYROGALLOL COPOLYMER 2-DIAZO-1-NAPHTHOL-5-SULPHONATE	100	OP8			3228	
AZODICARBONAMIDE FORMULATION TYPE B, TEMPERATURE CONTROLLED	< 100	OP5			3232	(1) (2)
AZODICARBONAMIDE FORMULATION TYPE C	< 100	OP6			3224	(3)
AZODICARBONAMIDE FORMULATION TYPE C, TEMPERATURE CONTROLLED	< 100	OP6			3234	(4)
AZODICARBONAMIDE FORMULATION TYPE D	< 100	OP7			3226	(5)
AZODICARBONAMIDE FORMULATION TYPE D, TEMPERATURE CONTROLLED	< 100	OP7			3236	(6)
2,2' -AZODI(2,4-DIMETHYL- 4-METHOXYVALERONITRILE)	100	OP7	-5	+5	3236	
2,2' -AZODI(2,4-DIMETHYL- VALERONITRILE)	100	OP7	+10	+15	3236	
2,2' -AZODI(ETHYL- 2-METHYLPROPIONATE)	100	OP7	+20	+25	3235	
1,1-AZODI(HEXAHYDROBENZONITRILE)	100	OP7			3226	
2,2' -AZODI(ISOBUTYRONITRILE)	100	OP6	+40	+45	3234	
2,2' -AZODI(ISOBUTYRONITRILE) as a water based paste	≤ 50	OP6			3224	
2,2' -AZODI(2-METHYLBUTYRO- NITRILE)	100	OP7	+35	+40	3236	
BENZENE-1,3-DISULPHONYL HYDRAZIDE, as a paste	52	OP7			3226	

Copyright © United Nations, 2019. All rights reserved

**2.2.41.4** *List of currently assigned self-reactive substances in packagings (cont'd)*

SELF-REACTIVE SUBSTANCE	Concentration (%)	Packing method	Control temperature (°C)	Emergency temperature (°C)	UN generic entry	Remarks
BENZENE SULPHONYL HYDRAZIDE	100	OP7			3226	
4-(BENZYL(ETHYL)AMINO)-3-ETHOXY-BENZENEDIAZONIUM ZINC CHLORIDE	100	OP7			3226	
4-(BENZYL(METHYL)AMINO)-3-ETHOXYBENZENEDIAZONIUM ZINC CHLORIDE	100	OP7	+40	+45	3236	
3-CHLORO-4-DIETHYLAMINO BENZENE-DIAZONIUM ZINC CHLORIDE	100	OP7			3226	
2-DIAZO-1-NAPHTHOL-4-SULPHONYL CHLORIDE	100	OP5			3222	(2)
2-DIAZO-1-NAPHTHOL-5-SULPHONYL CHLORIDE	100	OP5			3222	(2)
2-DIAZO-1-NAPHTHOL SULPHONIC ACID ESTER MIXTURE, TYPE D	< 100	OP7			3226	(9)
2,5-DIBUTOXY-4-(4-MORPHOLINYL)-BENZENEDIAZONIUM, TETRACHLOROZINCATE (2:1)	100	OP8			3228	
2,5-DIETHOXY-4-MORPHOLINO-BENZENEDIAZONIUM ZINC CHLORIDE	67-100	OP7	+35	+40	3236	
2,5-DIETHOXY-4-MORPHOLINO-BENZENEDIAZONIUM ZINC CHLORIDE	66	OP7	+40	+45	3236	
2,5-DIETHOXY-4-MORPHOLINO-BENZENEDIAZONIUM TETRAFLUOROBORATE	100	OP7	+30	+35	3236	
2,5-DIETHOXY-4-(4-MORPHOLINYL)-BENZENEDIAZONIUM SULPHATE	100	OP7			3226	
2,5-DIETHOXY-4-(PHENYLSULPHONYL)-BENZENEDIAZONIUM ZINC CHLORIDE	67	OP7	+40	+45	3236	
DIETHYLENEGLYCOL BIS (ALLYL CARBONATE) + DI-ISOPROPYLPEROXYDICARBONATE	≥ 88 + ≤ 12	OP8	-10	0	3237	
2,5-DIMETHOXY-4-(4-METHYL-PHENYLSULPHONYL)BENZENE-DIAZONIUM ZINC CHLORIDE	79	OP7	+40	+45	3236	
4-(DIMETHYLAMINO)-BENZENEDIAZONIUM TRICHLOROZINCATE (-1)	100	OP8			3228	
4-DIMETHYLAMINO-6-(2-DIMETHYL-AMINOETHOXY) TOLUENE-2-DIAZONIUM ZINC CHLORIDE	100	OP7	+40	+45	3236	
N,N'-DINITROSO-N,N'- DIMETHYL TEREPHTHALAMIDE, as a paste	72	OP6			3224	
N,N'-DINITROSOPENTAMETHYLENE-TETRAMINE	82	OP6			3224	(7)
DIPHENYLOXIDE-4,4'-DISULPHONYL HYDRAZIDE	100	OP7			3226	
4-DIPROPYLAMINO BENZENE-DIAZONIUM ZINC CHLORIDE	100	OP7			3226	

Copyright © United Nations, 2019. All rights reserved

**2.2.41.4** *List of currently assigned self-reactive substances in packagings (cont'd)*

SELF-REACTIVE SUBSTANCE	Concentration (%)	Packing method	Control temperature (°C)	Emergency temperature (°C)	UN generic entry	Remarks
2-(N,N-ETHOXYCARBONYL-PHENYLAMINO)-3-METHOXY-4-(N-METHYL-N-CYCLOHEXYLAMINO) BENZENEDIAZONIUM ZINC CHLORIDE	63-92	OP7	+ 40	+ 45	3236	
2-(N,N-ETHOXYCARBONYL-PHENYLAMINO)-3-METHOXY-4-(N-METHYL-N-CYCLOHEXYLAMINO) BENZENEDIAZONIUM ZINC CHLORIDE	62	OP7	+ 35	+ 40	3236	
N-FORMYL-2-(NITROMETHYLENE)-1,3-PERHYDROTHIAZINE	100	OP7	+45	+50	3236	
2-(2-HYDROXYETHOXY)-1-(PYRROLIDIN-1-YL)BENZENE-4-DIAZONIUM ZINC CHLORIDE	100	OP7	+ 45	+ 50	3236	
3-(2-HYDROXYETHOXY)-4-(PYRROLIDIN-1-YL)BENZENE DIAZONIUM ZINC CHLORIDE	100	OP7	+40	+45	3236	
2-(N,N-METHYLAMINOETHYL-CARBONYL)-4-(3,4-DIMETHYL-PHENYLSULPHONYL)BENZENE-DIAZONIUM HYDROGEN SULPHATE	96	OP7	+45	+50	3236	
4-METHYLBENZENESULPHONYL-HYDRAZIDE	100	OP7			3226	
3-METHYL-4-(PYRROLIDIN-1-YL) BENZENEDIAZONIUM TETRAFLUOROBORATE	95	OP6	+45	+50	3234	
4-NITROSOPHENOL	100	OP7	+35	+40	3236	
PHOSPHOROTHIOIC ACID, O-[(CYANOPHENYL METHYLENE) AZANYL] O,O-DIETHYL ESTER	82-91 (Z isomer)	OP8			3227	(10)
SELF-REACTIVE LIQUID, SAMPLE		OP2			3223	(8)
SELF-REACTIVE LIQUID, SAMPLE, TEMPERATURE CONTROLLED		OP2			3233	(8)
SELF-REACTIVE SOLID, SAMPLE		OP2			3224	(8)
SELF-REACTIVE SOLID, SAMPLE, TEMPERATURE CONTROLLED		OP2			3234	(8)
SODIUM 2-DIAZO-1-NAPHTHOL-4-SULPHONATE	100	OP7			3226	
SODIUM 2-DIAZO-1-NAPHTHOL-5-SULPHONATE	100	OP7			3226	
TETRAMINE PALLADIUM (II) NITRATE	100	OP6	+30	+35	3234	



Copyright © United Nations, 2019. All rights reserved

**Remarks**

- (1) Azodicarbonamide formulations which fulfil the criteria of paragraph 20.4.2 (b) of the *Manual of Tests and Criteria*. The control and emergency temperatures shall be determined by the procedure given in 7.1.7.3.1 to 7.1.7.3.6.
- (2) "EXPLOSIVE" subsidiary hazard label required (Model No. 1, see 5.2.2.2.2).
- (3) Azodicarbonamide formulations which fulfil the criteria of paragraph 20.4.2 (c) of the *Manual of Tests and Criteria*.
- (4) Azodicarbonamide formulations which fulfil the criteria of paragraph 20.4.2 (c) of the *Manual of Tests and Criteria*. The control and emergency temperatures shall be determined by the procedure given in 7.1.7.3.1 to 7.1.7.3.6.
- (5) Azodicarbonamide formulations which fulfil the criteria of paragraph 20.4.2 (d) of the *Manual of Tests and Criteria*.
- (6) Azodicarbonamide formulations which fulfil the criteria of paragraph 20.4.2 (d) of the *Manual of Tests and Criteria*. The control and emergency temperatures shall be determined by the procedure given in 7.1.7.3.1 to 7.1.7.3.6.
- (7) With a compatible diluent having a boiling point of not less than 150 °C.
- (8) See 2.2.41.1.15.
- (9) This entry applies to mixtures of esters of 2-diazo-1-naphthol-4-sulphonic acid and 2-diazo-1-naphthol-5-sulphonic acid which fulfil the criteria of paragraph 20.4.2 (d) of the *Manual of Test and Criteria*.
- (10) This entry applies to the technical mixture in n-butanol within the specified concentration limits of the (Z) isomer.

Copyright © United Nations, 2019. All rights reserved

**2.2.42 Class 4.2 Substances liable to spontaneous combustion**

**2.2.42.1 Criteria**

2.2.42.1.1 The heading of Class 4.2 covers:

- *Pyrophoric substances* which are substances, including mixtures and solutions (liquid or solid), which even in small quantities ignite on contact with air within five minutes. These are the Class 4.2 substances, the most liable to spontaneous combustion; and
- *Self-heating substances and articles* which are substances and articles, including mixtures and solutions, which, on contact with air, without energy supply, are liable to self-heating. These substances will ignite only in large amounts (kilogrammes) and after long periods of time (hours or days).

2.2.42.1.2 The substances and articles of Class 4.2 are subdivided as follows:

S Substances liable to spontaneous combustion, without subsidiary hazard:

- S1 Organic, liquid;
- S2 Organic, solid;
- S3 Inorganic, liquid;
- S4 Inorganic, solid;
- S5 Organometallic;
- S6 Articles;

SW Substances liable to spontaneous combustion, which, in contact with water, emit flammable gases;

SO Substances liable to spontaneous combustion, oxidizing;

ST Substances liable to spontaneous combustion, toxic:

- ST1 Organic, toxic, liquid;
- ST2 Organic, toxic, solid;
- ST3 Inorganic, toxic, liquid;
- ST4 Inorganic, toxic, solid;

SC Substances liable to spontaneous combustion, corrosive:

- SC1 Organic, corrosive, liquid;
- SC2 Organic, corrosive, solid;
- SC3 Inorganic, corrosive, liquid;
- SC4 Inorganic, corrosive, solid.

*Properties*

2.2.42.1.3 Self-heating of a substance is a process where the gradual reaction of that substance with oxygen (in air) generates heat. If the rate of heat production exceeds the rate of heat loss, then the temperature of the substance will rise which, after an induction time, may lead to self-ignition and combustion.

Copyright © United Nations, 2019. All rights reserved

### *Classification*

2.2.42.1.4 Substances and articles classified in Class 4.2 are listed in Table A of Chapter 3.2. The assignment of substances and articles not mentioned by name in Table A of Chapter 3.2 to the relevant specific N.O.S. entry of 2.2.42.3 in accordance with the provisions of Chapter 2.1 can be based on experience or the results of the test procedures in accordance with the Manual of Tests and Criteria, Part III, Section 33.3. Assignment to general N.O.S. entries of Class 4.2 shall be based on the results of the test procedures in accordance with the Manual of Tests and Criteria, Part III, section 33.3; experience shall also be taken into account when it leads to a more stringent assignment.

2.2.42.1.5 When substances or articles not mentioned by name are assigned to one of the entries listed in 2.2.42.3 on the basis of the test procedures in accordance with the Manual of Tests and Criteria, Part III, section 33.3, the following criteria shall apply:

- (a) Solids liable to spontaneous combustion (pyrophoric) shall be assigned to Class 4.2 when they ignite on falling from a height of 1 m or within five minutes;
- (b) Liquids liable to spontaneous combustion (pyrophoric) shall be assigned to Class 4.2 when:
  - (i) on being poured on an inert carrier, they ignite within five minutes, or
  - (ii) in the event of a negative result of the test according to (i), when poured on a dry, indented filter paper (Whatman No. 3 filter), they ignite or carbonize it within five minutes;
- (c) Substances in which, in a 10 cm sample cube, at 140 °C test temperature, spontaneous combustion or a rise in temperature to over 200 °C is observed within 24 hours shall be assigned to Class 4.2. This criterion is based on the temperature of the spontaneous combustion of charcoal, which is at 50 °C for a sample cube of 27 m<sup>3</sup>. Substances with a temperature of spontaneous combustion higher than 50 °C for a volume of 27 m<sup>3</sup> are not to be assigned to Class 4.2.

**NOTE 1:** Substances carried in packages with a volume of not more than 3 m<sup>3</sup> are exempted from Class 4.2 if, tested with a 10 cm sample cube at 120 °C, no spontaneous combustion nor a rise in temperature to over 180 °C is observed within 24 hours.

**NOTE 2:** Substances carried in packages with a volume of not more than 450 litres are exempted from Class 4.2 if, tested with a 10 cm sample cube at 100 °C, no spontaneous combustion nor a rise in temperature to over 160 °C is observed within 24 hours.

**NOTE 3:** Since organometallic substances can be classified in Class 4.2 or 4.3 with additional subsidiary hazards, depending on their properties, a specific classification flow chart for these substances is given in 2.3.5.

2.2.42.1.6 If substances of Class 4.2, as a result of admixtures, come into different categories of hazard from those to which the substances mentioned by name in Table A of Chapter 3.2 belong, these mixtures shall be assigned to the entries to which they belong on the basis of their actual degree of danger.

**NOTE:** For the classification of solutions and mixtures (such as preparations and wastes), see also 2.1.3.

Copyright © United Nations, 2019. All rights reserved

- 2.2.42.1.7 On the basis of the test procedure in the Manual of Tests and Criteria, Part III, section 33.3 and the criteria set out in 2.2.42.1.5, it may also be determined whether the nature of a substance mentioned by name is such that the substance is not subject to the provisions for this Class.

*Assignment of packing groups*

- 2.2.42.1.8 Substances and articles classified under the various entries in Table A of Chapter 3.2 shall be assigned to packing groups I, II or III on the basis of test procedures of the Manual of Tests and Criteria, Part III, section 33.3, in accordance with the following criteria:

- (a) Substances liable to spontaneous combustion (pyrophoric) shall be assigned to packing group I;
- (b) Self-heating substances and articles in which, in a 2.5 cm sample cube, at 140 °C test temperature, spontaneous combustion or a rise in temperature to over 200 °C is observed within 24 hours, shall be assigned to packing group II;

Substances with a temperature of spontaneous combustion higher than 50 °C for a volume of 450 litres are not to be assigned to packing group II;

- (c) Slightly self-heating substances in which, in a 2.5 cm sample cube, the phenomena referred to under (b) are not observed, in the given conditions, but in which in a 10 cm sample cube at 140 °C test temperature spontaneous combustion or a rise in temperature to over 200 °C is observed within 24 hours, shall be assigned to packing group III.

**2.2.42.2** *Substances not accepted for carriage*

The following substances shall not be accepted for carriage:

- UN No. 3255 tert-BUTYL HYPOCHLORITE; and
- Self-heating solids, oxidizing, assigned to UN No. 3127 unless they meet the requirements for Class 1 (see 2.1.3.7).

Copyright © United Nations, 2019. All rights reserved

2.2.42.3 *List of collective entries*

Substances liable to spontaneous combustion	organic	liquid	S1	2845 PYROPHORIC LIQUID, ORGANIC, N.O.S. 3183 SELF-HEATING LIQUID, ORGANIC, N.O.S.
		solid	S2	1373 FIBRES or FABRICS, ANIMAL or VEGETABLE or SYNTHETIC, N.O.S. with oil 2006 PLASTICS, NITROCELLULOSE-BASED, SELF-HEATING, N.O.S. 3313 ORGANIC PIGMENTS, SELF HEATING 2846 PYROPHORIC SOLID, ORGANIC, N.O.S. 3088 SELF-HEATING SOLID, ORGANIC, N.O.S.
Without subsidiary hazard				
S	inorganic	liquid	S3	3194 PYROPHORIC LIQUID, INORGANIC, N.O.S. 3186 SELF-HEATING LIQUID, INORGANIC, N.O.S.
		solid	S4	1383 PYROPHORIC METAL, N.O.S. or 1383 PYROPHORIC ALLOY, N.O.S. 1378 METAL CATALYST, WETTED with a visible excess of liquid 2881 METAL CATALYST, DRY 3189 <sup>a</sup> METAL POWDER, SELF-HEATING, N.O.S. 3205 ALKALINE EARTH METAL ALCOHOLATES, N.O.S. 3200 PYROPHORIC SOLID, INORGANIC, N.O.S. 3190 SELF-HEATING SOLID, INORGANIC, N.O.S.
	organometallic		S5	3392 ORGANOMETALLIC SUBSTANCE, LIQUID, PYROPHORIC 3391 ORGANOMETALLIC SUBSTANCE, SOLID, PYROPHORIC 3400 ORGANOMETALLIC SUBSTANCE, SOLID, SELF-HEATING
	articles		S6	3542 ARTICLES CONTAINING A SUBSTANCE LIABLE TO SPONTANEOUS COMBUSTION, N.O.S.
Water-reactive			SW	3394 ORGANOMETALLIC SUBSTANCE, LIQUID, PYROPHORIC, WATER-REACTIVE 3393 ORGANOMETALLIC SUBSTANCE, SOLID, PYROPHORIC, WATER-REACTIVE
Oxidizing			SO	3127 SELF-HEATING SOLID, OXIDIZING, N.O.S. (not allowed, see 2.2.42.2)
Toxic	organic	liquid	ST1	3184 SELF-HEATING LIQUID, TOXIC, ORGANIC, N.O.S.
		solid	ST2	3128 SELF-HEATING SOLID, TOXIC, ORGANIC, N.O.S.
ST	inorganic	liquid	ST3	3187 SELF-HEATING LIQUID, TOXIC, INORGANIC, N.O.S.
		solid	ST4	3191 SELF-HEATING SOLID, TOXIC, INORGANIC, N.O.S.
Corrosive	organic	liquid	SC1	3185 SELF-HEATING LIQUID, CORROSIVE, ORGANIC, N.O.S.
		solid	SC2	3126 SELF-HEATING SOLID, CORROSIVE, ORGANIC, N.O.S.
SC	inorganic	liquid	SC3	3188 SELF-HEATING LIQUID, CORROSIVE, INORGANIC, N.O.S.
		solid	SC4	3206 ALKALI METAL ALCOHOLATES, SELF-HEATING, CORROSIVE, N.O.S. 3192 SELF-HEATING SOLID, CORROSIVE, INORGANIC, N.O.S.

<sup>a</sup> Dust and powder of metals, non toxic in a non-spontaneous combustible form which nevertheless, in contact with water, emit flammable gases, are substances of Class 4.3.

Copyright © United Nations, 2019. All rights reserved

**2.2.43 Class 4.3 Substances which, in contact with water, emit flammable gases**

**2.2.43.1 Criteria**

2.2.43.1.1 The heading of Class 4.3 covers substances which react with water to emit flammable gases liable to form explosive mixtures with air, and articles containing such substances.

2.2.43.1.2 Substances and articles of Class 4.3 are subdivided as follows:

W Substances which, in contact with water, emit flammable gases, without subsidiary hazard, and articles containing such substances:

W1 Liquid;  
W2 Solid;  
W3 Articles;

WF1 Substances which, in contact with water, emit flammable gases, liquid, flammable;

WF2 Substances which, in contact with water, emit flammable gases, solid, flammable;

WS Substances which, in contact with water, emit flammable gases, solid, self-heating;

WO Substances which, in contact with water, emit flammable gases, oxidizing, solid;

WT Substances which, in contact with water, emit flammable gases, toxic:

WT1 Liquid;  
WT2 Solid;

WC Substances which, in contact with water, emit flammable gases, corrosive:

WC1 Liquid;  
WC2 Solid;

WFC Substances which, in contact with water, emit flammable gases, flammable, corrosive.

*Properties*

2.2.43.1.3 Certain substances in contact with water may emit flammable gases that can form explosive mixtures with air. Such mixtures are easily ignited by all ordinary sources of ignition, for example naked lights, sparking handtools or unprotected lamps. The resulting blast wave and flames may endanger people and the environment. The test method referred to in 2.2.43.1.4 below is used to determine whether the reaction of a substance with water leads to the development of a dangerous amount of gases which may be flammable. This test method shall not be applied to pyrophoric substances.

*Classification*

2.2.43.1.4 Substances and articles classified in Class 4.3 are listed in Table A of Chapter 3.2. The assignment of substances and articles not mentioned by name in Table A of Chapter 3.2 to the relevant entry of 2.2.43.3 in accordance with the provisions of Chapter 2.1 shall be based on the results of the test procedure in accordance with the Manual of Tests and Criteria, Part III, Section 33.4; experience shall also be taken into account when it leads to a more stringent assignment.

2.2.43.1.5 When substances not mentioned by name are assigned to one of the entries listed in 2.2.43.3 on the basis of the test procedure in accordance with the Manual of Tests and Criteria, Part III, Section 33.4, the following criteria shall apply:

Copyright © United Nations, 2019. All rights reserved

A substance shall be assigned to Class 4.3 if:

- (a) spontaneous ignition of the gas emitted takes place in any step of the test procedure; or
- (b) there is an evolution of flammable gas at a rate greater than 1 litre per kilogram of the substance to be tested per hour.

**NOTE:** *Since organometallic substances can be classified in Classes 4.2 or 4.3 with additional subsidiary hazards, depending on their properties, a specific classification flow chart for these substances is given in 2.3.5.*

- 2.2.43.1.6 If substances of Class 4.3, as a result of admixtures, come into different categories of hazard from those to which the substances mentioned by name in Table A of Chapter 3.2 belong, these mixtures shall be assigned to the entries to which they belong on the basis of their actual degree of danger.

**NOTE:** *For the classification of solutions and mixtures (such as preparations and wastes) see also 2.1.3.*

- 2.2.43.1.7 On the basis of the test procedures in accordance with the Manual of Tests and Criteria, Part III, Section 33.4, and the criteria set out in paragraph 2.2.43.1.5, it may also be determined whether the nature of a substance mentioned by name is such that the substance is not subject to the provisions for this Class.

*Assignment of packing groups*

- 2.2.43.1.8 Substances and articles classified under the various entries in Table A of Chapter 3.2 shall be assigned to packing groups I, II or III on the basis of test procedures of the Manual of Tests and Criteria, Part III, section 33.4, in accordance with the following criteria:

- (a) Packing group I shall be assigned to any substance which reacts vigorously with water at ambient temperature and generally demonstrates a tendency for the gas produced to ignite spontaneously, or one which reacts readily with water at ambient temperatures such that the rate of evolution of flammable gas is equal to or greater than 10 litres per kilogram of substance over any one minute period;
- (b) Packing group II shall be assigned to any substance which reacts readily with water at ambient temperature such that the maximum rate of evolution of flammable gas is equal to or greater than 20 litres per kilogram of substance per hour, and which does not meet the criteria of packing group I;
- (c) Packing group III shall be assigned to any substance which reacts slowly with water at ambient temperature such that the maximum rate of evolution of flammable gas is greater than 1 litre per kilogram of substance per hour, and which does not meet the criteria of packing groups I or II.

**2.2.43.2** *Substances not accepted for carriage*

Water-reactive solids, oxidizing, assigned to UN No. 3133, shall not be accepted for carriage unless they meet the requirements for Class 1 (see also 2.1.3.7).

Copyright © United Nations, 2019. All rights reserved

2.2.43.3 *List of collective entries*

Substances which, in contact with water, emit flammable gases	liquid	W1	1389 ALKALI METAL AMALGAM, LIQUID 1391 ALKALI METAL DISPERSION or 1391 ALKALINE EARTH METAL DISPERSION 1392 ALKALINE EARTH METAL AMALGAM, LIQUID 1420 POTASSIUM METAL ALLOYS, LIQUID 1421 ALKALI METAL ALLOY, LIQUID, N.O.S. 1422 POTASSIUM SODIUM ALLOYS, LIQUID 3398 ORGANOMETALLIC SUBSTANCE, LIQUID, WATER-REACTIVE 3148 WATER-REACTIVE LIQUID, N.O.S.
	solid	W2 <sup>a</sup>	1390 ALKALI METAL AMIDES 3401 ALKALI METAL AMALGAM, SOLID 3402 ALKALINE EARTH METAL AMALGAM, SOLID 3170 ALUMINIUM SMELTING BY-PRODUCTS or 3170 ALUMINIUM REMELTING BY-PRODUCTS 3403 POTASSIUM METAL ALLOYS, SOLID 3404 POTASSIUM SODIUM ALLOYS, SOLID 1393 ALKALINE EARTH METAL ALLOY, N.O.S. 1409 METAL HYDRIDES, WATER-REACTIVE, N.O.S. 3208 METALLIC SUBSTANCE, WATER-REACTIVE, N.O.S. 3395 ORGANOMETALLIC SUBSTANCE, SOLID, WATER-REACTIVE 2813 WATER-REACTIVE SOLID, N.O.S.
Without subsidiary hazard	articles	W3	3292 BATTERIES, CONTAINING SODIUM or 3292 CELLS, CONTAINING SODIUM 3543 ARTICLES CONTAINING A SUBSTANCE WHICH IN CONTACT WITH WATER EMITS FLAMMABLE GASES, N.O.S.
W			3482 ALKALI METAL DISPERSION, FLAMMABLE or 3482 ALKALINE EARTH METAL DISPERSION, FLAMMABLE 3399 ORGANOMETALLIC SUBSTANCE, LIQUID, WATER-REACTIVE, FLAMMABLE
Liquid, flammable		WF1	
Solid, flammable		WF2	3396 ORGANOMETALLIC SUBSTANCE, SOLID, WATER-REACTIVE, FLAMMABLE 3132 WATER-REACTIVE SOLID, FLAMMABLE, N.O.S.
Solid, self-heating		WS <sup>b</sup>	3397 ORGANOMETALLIC SUBSTANCE, SOLID, WATER-REACTIVE, SELF-HEATING 3209 METALLIC SUBSTANCE, WATER-REACTIVE, SELF-HEATING, N.O.S. 3135 WATER-REACTIVE SOLID, SELF-HEATING, N.O.S.
Solid, oxidizing		WO	3133 WATER-REACTIVE SOLID, OXIDIZING, N.O.S. (not allowed, see 2.2.43.2)
Toxic	liquid	WT1	3130 WATER-REACTIVE LIQUID, TOXIC, N.O.S.
	solid	WT2	3134 WATER-REACTIVE SOLID, TOXIC, N.O.S.
Corrosive	liquid	WC1	3129 WATER-REACTIVE LIQUID, CORROSIVE, N.O.S.
	solid	WC2	3131 WATER-REACTIVE SOLID, CORROSIVE, N.O.S.
Flammable, corrosive		WFC <sup>c</sup>	2988 CHLOROSILANES, WATER-REACTIVE, FLAMMABLE, CORROSIVE, N.O.S. (No other collective entry with this classification code available; if need be, classification under a collective entry with a classification code to be determined according to the table of precedence of hazards in 2.1.3.10.)

<sup>a</sup> Metals and metal alloys which, in contact with water, do not emit flammable gases and are not pyrophoric or self-heating, but which are readily flammable, are substances of Class 4.1. Alkaline-earth metals and alkaline-earth metal alloys in pyrophoric form are substances of Class 4.2. Dust and powders of metals in pyrophoric form are substances of Class 4.2. Metals and metal alloys in pyrophoric form are substances of Class 4.2. Compounds of phosphorus with heavy metals such as iron, copper, etc. are not subject to the provisions of ADN.

<sup>b</sup> Metals and metal alloys in pyrophoric form are substances of Class 4.2.

<sup>c</sup> Chlorosilanes, having a flash-point of less than 23 °C and which, in contact with water, do not emit flammable gases, are substances of Class 3. Chlorosilanes, having a flash-point equal to or greater than 23 °C and which, in contact with water, do not emit flammable gases, are substances of Class 8.



Copyright © United Nations, 2019. All rights reserved

**2.2.51 Class 5.1 Oxidizing substances****2.2.51.1 Criteria**

2.2.51.1.1 The heading of Class 5.1 covers substances which, while in themselves not necessarily combustible, may, generally by yielding oxygen, cause or contribute to the combustion of other materials and articles containing such substances.

2.2.51.1.2 The substances of Class 5.1 and articles containing such substances are subdivided as follows:

O Oxidizing substances without subsidiary hazard or articles containing such substances:

O1 Liquid;

O2 Solid;

O3 Articles;

OF Oxidizing substances, solid, flammable;

OS Oxidizing substances, solid, self-heating;

OW Oxidizing substances, solid which, in contact with water, emit flammable gases;

OT Oxidizing substances, toxic:

OT1 Liquid;

OT2 Solid;

OC Oxidizing substances, corrosive:

OC1 Liquid;

OC2 Solid;

OTC Oxidizing substances, toxic, corrosive.

2.2.51.1.3 Substances and articles classified in Class 5.1 are listed in Table A of Chapter 3.2. The assignment of substances and articles not mentioned by name in Table A of Chapter 3.2 to the relevant entry of 2.2.51.3 in accordance with the provisions of Chapter 2.1 can be based on the tests, methods and criteria in paragraphs 2.2.51.1.6 to 2.2.51.1.10 below and the Manual of Tests and Criteria, Part III, Section 34.4 or, for solid ammonium nitrate based fertilizers, Section 39 subject to the restrictions of 2.2.51.2.2, thirteenth and fourteenth indents. In the event of divergence between test results and known experience, judgement based on known experience shall take precedence over test results.

2.2.51.1.4 If substances of Class 5.1, as a result of admixtures, come into different categories of hazard from those to which the substances mentioned by name in Table A of Chapter 3.2 belong, these mixtures or solutions shall be assigned to the entries to which they belong on the basis of their actual degree of danger.

**NOTE:** For the classification of solutions and mixtures (such as preparations and wastes), see also Section 2.1.3.

2.2.51.1.5 On the basis of the test procedures in the Manual of Tests and Criteria, Part III, Section 34.4 or, for solid ammonium nitrate based fertilizers, Section 39, and the criteria set out in 2.2.51.1.6 to 2.2.51.1.10 it may also be determined whether the nature of a substance mentioned by name in Table A of Chapter 3.2 is such that the substance is not subject to the provisions for this class.

Copyright © United Nations, 2019. All rights reserved

### ***Oxidizing solids***

#### ***Classification***

2.2.51.1.6 When oxidizing solid substances not mentioned by name in Table A of Chapter 3.2 are assigned to one of the entries listed in 2.2.51.3 on the basis of the test procedure in accordance with the Manual of Tests and Criteria, Part III, sub-section 34.4.1 (test O.1) or alternatively, sub section 34.4.3 (test O.3), the following criteria shall apply:

- (a) In the test O.1, a solid substance shall be assigned to Class 5.1 if, in the 4:1 or the 1:1 sample-to-cellulose ratio (by mass) tested, it ignites or burns or exhibits mean burning times equal to or less than that of a 3:7 mixture (by mass) of potassium bromate and cellulose; or
- (b) In the test O.3, a solid substance shall be assigned to Class 5.1 if, in the 4:1 or the 1:1 sample-to-cellulose ratio (by mass) tested, it exhibits a mean burning rate equal to or greater than the mean burning rate of a 1:2 mixture (by mass) of calcium peroxide and cellulose.

2.2.51.1.7 By exception, solid ammonium nitrate based fertilizers shall be classified in accordance with the procedure as set out in the Manual of Tests and Criteria, Part III, Section 39.

#### ***Assignment of packing groups***

2.2.51.1.8 Oxidizing solids classified under the various entries in Table A of Chapter 3.2 shall be assigned to packing groups I, II or III on the basis of test procedures of the Manual of Tests and Criteria, Part III, sub-section 34.4.1 (test O.1) or sub-section 34.4.3 (test O.3), in accordance with the following criteria:

- (a) Test O.1:
  - (i) Packing group I: any substance which, in the 4:1 or 1:1 sample-to-cellulose ratio (by mass) tested, exhibits a mean burning time less than the mean burning time of a 3:2 mixture, by mass, of potassium bromate and cellulose;
  - (ii) Packing group II: any substance which, in the 4:1 or 1:1 sample-to-cellulose ratio (by mass) tested, exhibits a mean burning time equal to or less than the mean burning time of a 2:3 mixture (by mass) of potassium bromate and cellulose and the criteria for packing group I are not met;
  - (iii) Packing group III: any substance which, in the 4:1 or 1:1 sample-to-cellulose ratio (by mass) tested, exhibits a mean burning time equal to or less than the mean burning time of a 3:7 mixture (by mass) of potassium bromate and cellulose and the criteria for packing groups I and II are not met;
- (b) Test O.3:
  - (i) Packing group I: any substance which, in the 4:1 or 1:1 sample-to-cellulose ratio (by mass) tested, exhibits a mean burning rate greater than the mean burning rate of a 3:1 mixture (by mass) of calcium peroxide and cellulose;
  - (ii) Packing group II: any substance which, in the 4:1 or 1:1 sample-to-cellulose ratio (by mass) tested, exhibits a mean burning rate equal to or greater than the mean burning rate of a 1:1 mixture (by mass) of calcium peroxide and cellulose, and the criteria for packing group I are not met;
  - (iii) Packing group III: any substance which, in the 4:1 or 1:1 sample-to-cellulose ratio (by mass) tested, exhibits a mean burning rate equal to or greater than the mean burning rate of a 1:2 mixture (by mass) of calcium peroxide and cellulose, and the criteria for packing groups I and II are not met.

Copyright © United Nations, 2019. All rights reserved

### ***Oxidizing liquids***

#### ***Classification***

- 2.2.51.1.9 When oxidizing liquid substances not mentioned by name in Table A of Chapter 3.2 are assigned to one of the entries listed in sub-section 2.2.51.3 on the basis of the test procedure in accordance with the Manual of Tests and Criteria, Part III, sub-section 34.4.2, the following criteria shall apply:

A liquid substance shall be assigned to Class 5.1 if, in the 1:1 mixture, by mass, of substance and cellulose tested, it exhibits a pressure rise of 2070 kPa gauge or more and a mean pressure rise time equal to or less than the mean pressure rise time of a 1:1 mixture, by mass, of 65% aqueous nitric acid and cellulose.

#### ***Assignment of packing groups***

- 2.2.51.1.10 Oxidizing liquids classified under the various entries in Table A of Chapter 3.2 shall be assigned to packing groups I, II or III on the basis of test procedures of the Manual of Tests and Criteria, Part III, section 34.4.2, in accordance with the following criteria:

- (a) Packing group I: any substance which, in the 1:1 mixture, by mass, of substance and cellulose tested, spontaneously ignites; or the mean pressure rise time of a 1:1 mixture, by mass, of substance and cellulose is less than that of a 1:1 mixture, by mass, of 50% perchloric acid and cellulose;
- (b) Packing group II: any substance which, in the 1:1 mixture, by mass, of substance and cellulose tested, exhibits a mean pressure rise time less than or equal to the mean pressure rise time of a 1:1 mixture, by mass, of 40% aqueous sodium chlorate solution and cellulose; and the criteria for packing group I are not met;
- (c) Packing group III: any substance which, in the 1:1 mixture, by mass, of substance and cellulose tested, exhibits a mean pressure rise time less than or equal to the mean pressure rise time of a 1:1 mixture, by mass, of 65% aqueous nitric acid and cellulose; and the criteria for packing groups I and II are not met.

### **2.2.51.2 *Substances not accepted for carriage***

- 2.2.51.2.1 The chemically unstable substances of Class 5.1 shall not be accepted for carriage unless the necessary steps have been taken to prevent their dangerous decomposition or polymerization during carriage. To this end it shall in particular be ensured that receptacles and tanks do not contain any material liable to promote these reactions.

- 2.2.51.2.2 The following substances and mixtures shall not be accepted for carriage:

- oxidizing solids, self-heating, assigned to UN No. 3100, oxidizing solids, water-reactive, assigned to UN No. 3121 and oxidizing solids, flammable, assigned to UN No. 3137, unless they meet the requirements for Class 1 (see also 2.1.3.7);
- hydrogen peroxide, not stabilized or hydrogen peroxide, aqueous solutions, not stabilized containing more than 60 % hydrogen peroxide;
- tetranitromethane not free from combustible impurities;
- perchloric acid solutions containing more than 72 % (mass) acid, or mixtures of perchloric acid with any liquid other than water;
- chloric acid solution containing more than 10 % chloric acid or mixtures of chloric acid with any liquid other than water;

Copyright © United Nations, 2019. All rights reserved

- halogenated fluor compounds other than UN Nos. 1745 BROMINE PENTAFLUORIDE; 1746 BROMINE TRIFLUORIDE and 2495 IODINE PENTAFLUORIDE of Class 5.1 as well as UN Nos. 1749 CHLORINE TRIFLUORIDE and 2548 CHLORINE PENTAFLUORIDE of Class 2;
  - ammonium chlorate and its aqueous solutions and mixtures of a chlorate with an ammonium salt;
  - ammonium chlorite and its aqueous solutions and mixtures of a chlorite with an ammonium salt;
  - mixtures of a hypochlorite with an ammonium salt;
  - ammonium bromate and its aqueous solutions and mixtures of a bromate with an ammonium salt;
  - ammonium permanganate and its aqueous solutions and mixtures of a permanganate with an ammonium salt;
  - ammonium nitrate containing more than 0.2 % combustible substances (including any organic substance calculated as carbon) unless it is a constituent of a substance or article of Class 1;
  - ammonium nitrate based fertilizers with compositions that lead to exit boxes 4, 6, 8, 15, 31, or 33 of the flowchart of paragraph 39.5.1 of the Manual of Tests and Criteria, Part III, Section 39, unless they have been assigned a suitable UN number in Class 1;
  - ammonium nitrate based fertilizers with compositions that lead to exit boxes 20, 23 or 39 of the flowchart of paragraph 39.5.1 of the Manual of Tests and Criteria, Part III, Section 39, unless they have been assigned a suitable UN number in Class 1 or, provided that the suitability for carriage has been demonstrated and that this has been approved by the competent authority, in Class 5.1 other than UN No. 2067;
- NOTE:** *The term “competent authority” means the competent authority of the country of origin. If the country of origin is not a Contracting Party to ADR, the classification and conditions of carriage shall be recognized by the competent authority of the first country Contracting Party to ADR reached by the consignment.*
- ammonium nitrite and its aqueous solutions and mixtures of an inorganic nitrite with an ammonium salt;
  - mixtures of potassium nitrate, sodium nitrite and an ammonium salt.

Copyright © United Nations, 2019. All rights reserved

**2.2.51.3**      *List of collective entries*

<b>Oxidizing substances and articles containing such substances</b>	<b>Liquid</b>	<b>O1</b>	3210 CHLORATES, INORGANIC, AQUEOUS SOLUTION, N.O.S. 3211 PERCHLORATES, INORGANIC, AQUEOUS SOLUTION, N.O.S. 3213 BROMATES, INORGANIC, AQUEOUS SOLUTION, N.O.S. 3214 PERMANGANATES, INORGANIC, AQUEOUS SOLUTION, N.O.S. 3216 PERSULPHATES, INORGANIC, AQUEOUS SOLUTION, N.O.S. 3218 NITRATES, INORGANIC, AQUEOUS SOLUTION, N.O.S. 3219 NITRITES, INORGANIC, AQUEOUS SOLUTION, N.O.S. 3139 OXIDIZING LIQUID, N.O.S.
	<b>Solid</b>	<b>O2</b>	1450 BROMATES, INORGANIC, N.O.S. 1461 CHLORATES, INORGANIC, N.O.S. 1462 CHLORITES, INORGANIC, N.O.S. 1477 NITRATES, INORGANIC, N.O.S. 1481 PERCHLORATES, INORGANIC, N.O.S. 1482 PERMANGANATES, INORGANIC, N.O.S. 1483 PEROXIDES, INORGANIC, N.O.S. 2627 NITRITES, INORGANIC, N.O.S. 3212 HYPOCHLORITES, INORGANIC, N.O.S. 3215 PERSULPHATES, INORGANIC, N.O.S. 1479 OXIDIZING SOLID, N.O.S.
<b>Without subsidiary hazard</b>			
<b>O</b>			
	<b>Articles</b>	<b>O3</b>	3356 OXYGEN GENERATOR, CHEMICAL 3544 ARTICLES CONTAINING OXIDIZING SUBSTANCE, N.O.S.
<b>Solid, flammable</b>		<b>OF</b>	3137 OXIDIZING SOLID, FLAMMABLE, N.O.S. (not allowed, see 2.2.51.2)
<b>Solid, self-heating</b>		<b>OS</b>	3100 OXIDIZING SOLID, SELF-HEATING, N.O.S. (not allowed, see 2.2.51.2)
<b>Solid, water reactive</b>		<b>OW</b>	3121 OXIDIZING SOLID, WATER REACTIVE, N.O.S. (not allowed, see 2.2.51.2)
<b>Toxic</b>	<b>Liquid</b>	<b>OT1</b>	3099 OXIDIZING LIQUID, TOXIC, N.O.S.
	<b>Solid</b>	<b>OT2</b>	3087 OXIDIZING SOLID, TOXIC, N.O.S.
<b>Corrosive</b>	<b>Liquid</b>	<b>OC1</b>	3098 OXIDIZING LIQUID, CORROSIVE, N.O.S.
	<b>Solid</b>	<b>OC2</b>	3085 OXIDIZING SOLID, CORROSIVE, N.O.S.
<b>Toxic, corrosive</b>		<b>OTC</b>	(No collective entry with this classification code available; if need be, classification under a collective entry with a classification code to be determined according to the table of precedence of hazards in 2.1.3.10.)

Copyright © United Nations, 2019. All rights reserved

**2.2.52 Class 5.2 Organic peroxides****2.2.52.1 Criteria**

2.2.52.1.1 The heading of Class 5.2 covers organic peroxides and formulations of organic peroxides.

2.2.52.1.2 The substances of Class 5.2 are subdivided as follows:

- P1 Organic peroxides, not requiring temperature control;  
 P2 Organic peroxides, requiring temperature control.

*Definition*

2.2.52.1.3 *Organic peroxides* are organic substances which contain the bivalent -O-O- structure and may be considered derivatives of hydrogen peroxide, where one or both of the hydrogen atoms have been replaced by organic radicals.

*Properties*

2.2.52.1.4 Organic peroxides are liable to exothermic decomposition at normal or elevated temperatures. The decomposition can be initiated by heat, contact with impurities (e.g. acids, heavy-metal compounds, amines), friction or impact. The rate of decomposition increases with temperature and varies with the organic peroxide formulation. Decomposition may result in the evolution of harmful, or flammable, gases or vapours. For certain organic peroxides the temperature shall be controlled during carriage. Some organic peroxides may decompose explosively, particularly if confined. This characteristic may be modified by the addition of diluents or by the use of appropriate packagings. Many organic peroxides burn vigorously. Contact of organic peroxides with the eyes is to be avoided. Some organic peroxides will cause serious injury to the cornea, even after brief contact, or will be corrosive to the skin.

**NOTE:** Test methods for determining the flammability of organic peroxides are set out in the Manual of Tests and Criteria, Part III, sub-section 32.4. Because organic peroxides may react vigorously when heated, it is recommended to determine their flash-point using small sample sizes such as described in ISO 3679:1983.

*Classification*

2.2.52.1.5 Any organic peroxide shall be considered for classification in Class 5.2 unless the organic peroxide formulation contains:

- (a) not more than 1.0 % available oxygen from the organic peroxides when containing not more than 1.0 % hydrogen peroxide;
- (b) not more than 0.5 % available oxygen from the organic peroxides when containing more than 1.0 % but not more than 7.0 % hydrogen peroxide.

**NOTE:** The available oxygen content (%) of an organic peroxide formulation is given by the formula

$$16 \times 3 (n_i \times c_i / m_i)$$

where:

- $n_i$  = number of peroxygen groups per molecule of organic peroxide  $i$ ;  
 $c_i$  = concentration (mass %) of organic peroxide  $i$ ; and  
 $m_i$  = molecular mass of organic peroxide  $i$ .

Copyright © United Nations, 2019. All rights reserved

2.2.52.1.6 Organic peroxides are classified into seven types according to the degree of danger they present. The types of organic peroxide range from type A, which is not accepted for carriage in the packaging in which it is tested, to type G, which is not subject to the provisions of Class 5.2. The classification of types B to F is directly related to the maximum quantity allowed in one package. The principles to be applied to the classification of substances not listed in 2.2.52.4 are set out in the Manual of Tests and Criteria, Part II.

2.2.52.1.7 Organic peroxides which have already been classified and are already permitted for carriage in packagings are listed in 2.2.52.4, those already permitted for carriage in IBCs are listed in 4.1.4.2 of ADR, packing instruction IBC520 and those already permitted for carriage in tanks in accordance with Chapters 4.2 and 4.3 of ADR are listed in 4.2.5.2 of ADR, portable tank instruction T23. Each permitted substance listed is assigned to a generic entry of Table A of Chapter 3.2 (UN Nos. 3101 to 3120) and appropriate subsidiary hazards and remarks providing relevant transport information are given.

These generic entries specify:

- the type (B to F) of organic peroxide (see 2.2.52.1.6 above);
- physical state (liquid/solid); and
- temperature control (when required), see 2.2.52.1.15 and 2.2.52.1.16.

Mixtures of these formulations may be classified as the same type of organic peroxide as that of the most dangerous component and be carried under the conditions of carriage given for this type. However, as two stable components can form a thermally less stable mixture, the self-accelerating decomposition temperature (SADT) of the mixture shall be determined and, if necessary, the control and emergency temperatures derived from the SADT in accordance with paragraph 7.1.7.3.6.

2.2.52.1.8 Classification of organic peroxides not listed in 2.2.52.4, 4.1.4.2 of ADR, packing instruction IBC520 or 4.2.5.2 of ADR, portable tank instruction T23, and assignment to a collective entry shall be made by the competent authority of the country of origin. The statement of approval shall contain the classification and the relevant conditions of carriage. If the country of origin is not a Contracting Party to ADN, the classification and conditions of carriage shall be recognized by the competent authority of the first country Contracting Party to ADN reached by the consignment.

2.2.52.1.9 Samples of organic peroxides or formulations of organic peroxides not listed in 2.2.52.4, for which a complete set of test results is not available and which are to be carried for further testing or evaluation, shall be assigned to one of the appropriate entries for organic peroxides of type C provided the following conditions are met:

- the available data indicate that the sample would be no more dangerous than organic peroxides of type B;
- the sample is packaged in accordance with packing method OP2 of 4.1.4.1 of ADR and the quantity per cargo transport unit is limited to 10 kg;
- the available data indicate that the control temperature, if any, is sufficiently low to prevent any dangerous decomposition and sufficiently high to prevent any dangerous phase separation.

Copyright © United Nations, 2019. All rights reserved

*Desensitization of organic peroxides*

- 2.2.52.1.10 In order to ensure safety during carriage, organic peroxides are in many cases desensitized by organic liquids or solids, inorganic solids or water. Where a percentage of a substance is stipulated, this refers to the percentage by mass, rounded to the nearest whole number. In general, desensitization shall be such that, in case of spillage, the organic peroxide will not concentrate to a dangerous extent.
- 2.2.52.1.11 Unless otherwise stated for the individual organic peroxide formulation, the following definition(s) shall apply to diluents used for desensitization:
- diluents of type A are organic liquids which are compatible with the organic peroxide and which have a boiling point of not less than 150 °C. Type A diluents may be used for desensitizing all organic peroxides.
  - diluents of type B are organic liquids which are compatible with the organic peroxide and which have a boiling point of less than 150 °C but not less than 60 °C and a flash-point of not less than 5 °C.
- Type B diluents may be used for desensitization of all organic peroxides provided that the boiling point of the liquid is at least 60 °C higher than the SADT in a 50 kg package.
- 2.1.52.1.12 Diluents, other than type A or type B, may be added to organic peroxide formulations as listed in 2.2.52.4 provided that they are compatible. However, replacement of all or part of a type A or type B diluent by another diluent with differing properties requires that the organic peroxide formulation be re-assessed in accordance with the normal acceptance procedure for Class 5.2.
- 2.2.52.1.13 Water may only be used for the desensitization of organic peroxides which are listed in 2.2.52.4 or in the competent authority decision according to 2.2.52.1.8 as being "with water" or "as a stable dispersion in water". Samples of organic peroxides or formulations of organic peroxides not listed in 2.2.52.4 may also be desensitized with water provided the requirements of 2.2.52.1.9 are met.
- 2.2.52.1.14 Organic and inorganic solids may be used for desensitization of organic peroxides provided that they are compatible. Compatible liquids and solids are those which have no detrimental influence on the thermal stability and hazard type of the organic peroxide formulation.

*Temperature control requirements*

- 2.2.52.1.15 The following organic peroxides shall be subject to temperature control during carriage:
- organic peroxides of types B and C with an SADT  $\leq 50$  °C;
  - organic peroxides of type D showing a medium effect when heated under confinement with an SADT  $\leq 50$  °C or showing a low or no effect when heated under confinement with an SADT  $\leq 45$  °C; and
  - organic peroxides of types E and F with an SADT  $\leq 45$  °C.

**NOTE:** Provisions for the determination of the effects of heating under confinement are given in the Manual of Tests and Criteria, Part II, Section 20 and test series E in Section 25.

See 7.1.7.

- 2.2.52.1.16 Where applicable, control and emergency temperatures are listed in 2.2.52.4. The actual temperature during carriage may be lower than the control temperature but shall be selected so as to avoid dangerous separation of phases.



Copyright © United Nations, 2019. All rights reserved

**2.2.52.2 Substances not accepted for carriage**

Organic peroxides of type A shall not be accepted for carriage under the provisions of Class 5.2 (see Manual of Tests and Criteria, Part II, paragraph 20.4.3 (a)).

**2.2.52.3 List of collective entries**

<b>Organic peroxides</b>			}	Not accepted for carriage, see 2.2.52.2
	3101	ORGANIC PEROXIDE TYPE A, LIQUID		
<b>Not requiring temperature control</b> P1	3102	ORGANIC PEROXIDE TYPE A, SOLID	}	
	3103	ORGANIC PEROXIDE TYPE B, LIQUID		
	3104	ORGANIC PEROXIDE TYPE B, SOLID	}	
	3105	ORGANIC PEROXIDE TYPE C, LIQUID		
	3106	ORGANIC PEROXIDE TYPE C, SOLID	}	
	3107	ORGANIC PEROXIDE TYPE D, LIQUID		
	3108	ORGANIC PEROXIDE TYPE D, SOLID	}	
	3109	ORGANIC PEROXIDE TYPE E, LIQUID		
	3110	ORGANIC PEROXIDE TYPE E, SOLID	}	
	3111	ORGANIC PEROXIDE TYPE F, LIQUID		
	3112	ORGANIC PEROXIDE TYPE F, SOLID	}	
	3113	ORGANIC PEROXIDE TYPE G, LIQUID		
	3114	ORGANIC PEROXIDE TYPE G, SOLID	}	Not subject to the provisions applicable to Class 5.2, see 2.2.52.1.6
	3545	ARTICLES CONTAINING ORGANIC PEROXIDE, N.O.S.		
	3111	ORGANIC PEROXIDE TYPE B, LIQUID, TEMPERATURE CONTROLLED		
<b>Requiring temperature control</b> P2	3112	ORGANIC PEROXIDE TYPE B, SOLID, TEMPERATURE CONTROLLED		
	3113	ORGANIC PEROXIDE TYPE C, LIQUID, TEMPERATURE CONTROLLED		
	3114	ORGANIC PEROXIDE TYPE C, SOLID, TEMPERATURE CONTROLLED		
	3115	ORGANIC PEROXIDE TYPE D, LIQUID, TEMPERATURE CONTROLLED		
	3116	ORGANIC PEROXIDE TYPE D, SOLID, TEMPERATURE CONTROLLED		
	3117	ORGANIC PEROXIDE TYPE E, LIQUID, TEMPERATURE CONTROLLED		
	3118	ORGANIC PEROXIDE TYPE E, SOLID, TEMPERATURE CONTROLLED		
	3119	ORGANIC PEROXIDE TYPE F, LIQUID, TEMPERATURE CONTROLLED		
	3120	ORGANIC PEROXIDE TYPE F, SOLID, TEMPERATURE CONTROLLED		
	3545	ARTICLES CONTAINING ORGANIC PEROXIDE, N.O.S.		

**2.2.52.4 List of currently assigned organic peroxides in packagings**

In the column "Packing Method", codes "OP1" to "OP8" refer to packing methods in 4.1.4.1 of ADR, packing instruction P520 (see also 4.1.7.1 of ADR). Organic peroxides to be carried shall fulfil the classification and the control and emergency temperatures (derived from the SADT) as listed. For substances permitted in IBCs, see 4.1.4.2 of ADR, packing instruction IBC520 and, for those permitted in tanks according to Chapters 4.2 and 4.3 of ADR, see 4.2.5.2.6 of ADR, portable tank instruction T23. The formulations listed in packing instruction IBC520 of 4.1.4.2 of ADR and in portable tank instruction T23 of 4.2.5.2.6 of ADR may also be carried packed in accordance with packing method OP8 of packing instruction P520 of 4.1.4.1 of ADR, with the same control and emergency temperatures, if applicable.

Copyright © United Nations, 2019. All rights reserved

ORGANIC PEROXIDE	Concentration (%)	Diluent type A (%)	Diluent type B (%) 1)	Inert solid (%)	Water	Packing Method	Control temperature (°C)	Emergency temperature (°C)	Number (Generic entry)	Subsidiary hazards and remarks
ACETYL ACETONE PEROXIDE	≤ 42	≥ 48			≥ 8	OP7			3105	2)
"	≤ 32 as a paste					OP7			3106	20)
ACETYL CYCLOHEXANESULPHONYL PEROXIDE	≤ 82				≥ 12	OP4	-10	0	3112	3)
"	≤ 32		≥ 68			OP7	-10	0	3115	
tert-AMYL HYDROPEROXIDE	≤ 88	≥ 6			≥ 6	OP8			3107	
tert-AMYL PEROXYACETATE	≤ 62	≥ 38				OP7			3105	
tert-AMYL PEROXYBENZOATE	≤ 100					OP5			3103	
tert-AMYL PEROXY-2-ETHYLHEXANOATE	≤ 100					OP7	+20	+25	3115	
tert-AMYL PEROXY-2-ETHYLHEXYL CARBONATE	≤ 100					OP7			3105	
tert-AMYL PEROXY ISOPROPYL CARBONATE	≤ 77	≥ 23				OP5			3103	
tert-AMYL PEROXYNEODECANOATE	≤ 77		≥ 23			OP7	0	+10	3115	
"	≤ 47	≥ 53				OP8	0	+10	3119	
tert-AMYL PEROXYPIVALATE	≤ 77		≥ 23			OP5	+10	+15	3113	
tert-AMYLPEROXY-3,5,5-TRIMETHYLHEXANOATE	≤ 100					OP7			3105	
tert-BUTYL CUMYL PEROXIDE	> 42 – 100					OP8			3109	
"	≤ 52			≥ 48		OP8			3108	
n-BUTYL-4-4-DI-(tert-BUTYLPEROXY)VALERATE	> 52 – 100					OP5			3103	
"	≤ 52			≥ 48		OP8			3108	
tert-BUTYL HYDROPEROXIDE	> 79 – 90				≥ 10	OP5			3103	13)
"	≤ 80	≥ 20				OP7			3105	4) 13)
"	≤ 79				> 14	OP8			3107	13) 23)
"	≤ 72				≥ 28	OP8			3109	13)
tert-BUTYL HYDROPEROXIDE + DI-tert-BUTYLPEROXIDE	< 82 + > 9				≥ 7	OP5			3103	13)
tert-BUTYL MONOPEROXYMALEATE	> 52 – 100					OP5			3102	3)
"	≤ 52	≥ 48				OP6			3103	
"	≤ 52			≥ 48		OP8			3108	
"	≤ 52 as a paste					OP8			3108	
tert-BUTYL PEROXYACETATE	> 52 – 77	≥ 23				OP5			3101	3)
"	> 32 – 52	≥ 48				OP6			3103	
"	≤ 32		≥ 68			OP8			3109	

Copyright © United Nations, 2019. All rights reserved

ORGANIC PEROXIDE	Concentration (%)	Diluent type A (%)	Diluent type B (%) 1)	Inert solid (%)	Water	Packing Method	Control temperature (°C)	Emergency temperature (°C)	Number (Generic entry)	Subsidiary hazards and remarks
tert-BUTYL PEROXYBENZOATE	> 77 – 100					OP5			3103	
"	> 52 - 77	≥ 23				OP7			3105	
"	≤ 52			≥ 48		OP7			3106	
tert-BUTYL PEROXYBUTYL FUMARATE	≤ 52	≥ 48				OP7			3105	
tert-BUTYL PEROXYCROTONATE	≤ 77	≥ 23				OP7			3105	
tert-BUTYL PEROXYDIETHYLACETATE	≤ 100					OP5	+20	+25	3113	
tert-BUTYL PEROXY-2-ETHYLHEXANOATE	> 52 – 100					OP6	+20	+25	3113	
"	> 32 – 52		≥ 48			OP8	+30	+35	3117	
"	≤ 52			≥ 48		OP8	+20	+25	3118	
"	≤ 32		≥ 68			OP8	+40	+45	3119	
tert-BUTYL PEROXY-2-ETHYLHEXANOATE + 2,2-DI-(tert-BUTYL PEROXY)BUTANE	≤ 12 + ≤ 14	≥ 14		≥ 60		OP7			3106	
"	≤ 31 + ≤ 36		≥ 33			OP7	+35	+40	3115	
tert-BUTYL PEROXY-2-ETHYLHEXYLCARBONATE	≤ 100					OP7			3105	
tert-BUTYL PEROXYISOBUTYRATE	> 52 – 77		≥ 23			OP5	+15	+20	3111	3)
"	≤ 52		≥ 48			OP7	+15	+20	3115	
tert-BUTYL PEROXY ISOPROPYLCARBONATE	≤ 77	≥ 23				OP5			3103	
1-(2-tert-BUTYLPEROXY ISOPROPYL)-3-ISOPROPENYLBENZENE	≤ 77	≥ 23				OP7			3105	
"	≤ 42			≥ 58		OP8			3108	
tert-BUTYL PEROXY-2-METHYLBENZOATE	≤ 100					OP5			3103	
tert-BUTYL PEROXYNEODECANOATE	> 77 – 100					OP7	-5	+5	3115	
"	≤ 77		≥ 23			OP7	0	+10	3115	
"	≤ 52 as a stable dispersion in water					OP8	0	+10	3119	
"	≤ 42 as a stable dispersion in water (frozen)					OP8	0	+10	3118	
"	≤ 32	≥ 68				OP8	0	+10	3119	
tert-BUTYL PEROXYNEOHEPTANOATE	≤ 77	≥ 23				OP7	0	+10	3115	
"	≤ 42 as a stable dispersion in water					OP8	0	+10	3117	
tert-BUTYL PEROXYPIVALATE	> 67 - 77	≥ 23				OP5	0	+10	3113	
"	> 27 – 67		≥ 33			OP7	0	+10	3115	
"	≤ 27		≥ 73			OP8	+30	+35	3119	

Copyright © United Nations, 2019. All rights reserved

ORGANIC PEROXIDE	Concentration (%)	Diluent type A (%)	Diluent type B (%) 1)	Inert solid (%)	Water	Packing Method	Control temperature (°C)	Emergency temperature (°C)	Number (Generic entry)	Subsidiary hazards and remarks
tert-BUTYLPEROXY STEARYLCARBONATE	≤ 100					OP7			3106	
tert-BUTYL PEROXY-3,5,5-TRIMETHYLHEXANOATE	> 37 – 100					OP7			3105	
"	≤ 42			≥ 58		OP7			3106	
"	≤ 37		≥ 63			OP8			3109	
3-CHLOROPEROXYBENZOIC ACID	> 57 – 86			≥ 14		OP1			3102 3)	
"	≤ 57			≥ 3	≥ 40	OP7			3106	
"	≤ 77			≥ 6	≥ 17	OP7			3106	
CUMYL HYDROPEROXIDE	> 90 – 98	≤ 10				OP8			3107 13)	
"	≤ 90	≥ 10				OP8			3109 13) 18)	
CUMYL PEROXYNEODECANOATE	≤ 87	≥ 13				OP7	- 10	0	3115	
"	≤ 77		≥ 23			OP7	- 10	0	3115	
"	≤ 52 as a stable dispersion in water					OP8	- 10	0	3119	
CUMYL PEROXYNEOHEPTANOATE	≤ 77	≥ 23				OP7	- 10	0	3115	
CUMYL PEROXYPIVALATE	≤ 77		≥ 23			OP7	- 5	+5	3115	
CYCLOHEXANONE PEROXIDE(S)	≤ 91				≥ 9	OP6			3104 13)	
"	≤ 72	≥ 28				OP7			3105 5)	
"	≤ 72 as a paste					OP7			3106 5) 20)	
"	≤ 32			≥ 68					Exempt 29)	
([3R-(3R,5aS,6S,8aS,9R,10R,12S,12aR**)]-DECAHYDRO-10-METHOXY-3,6,9-TRIMETHYL-3,12-EPOXY-12H-PYRANO[4,3-j]-1,2-BENZODIOXEPIN	≤ 100					OP7			3106	
DIACETONE ALCOHOL PEROXIDES	≤ 57		≥ 26		≥ 8	OP7	+40	+45	3115 6)	
DIACETYL PEROXIDE	≤ 27		≥ 73			OP7	+20	+25	3115 7) 13)	
DI-tert-AMYL PEROXIDE	≤ 100					OP8			3107	
2,2-DI-(tert-AMYLPEROXY)BUTANE	≤ 57	≥ 43				OP7			3105	
1,1-DI-(tert-AMYLPEROXY)CYCLOHEXANE	≤ 82	≥ 18				OP6			3103	
DIBENZOYL PEROXIDE	> 52 - 100			≤ 48		OP2			3102 3)	
"	> 77 - 94				≥ 6	OP4			3102 3)	
"	≤ 77				≥ 23	OP6			3104	
"	≤ 62			≥ 28	≥ 10	OP7			3106	
"	> 52 – 62 as a paste					OP7			3106 20)	
"	> 35 – 52			≥ 48		OP7			3106	
"	> 36 – 42	≥ 18			≤ 40	OP8			3107	

Copyright © United Nations, 2019. All rights reserved

ORGANIC PEROXIDE	Concentration (%)	Diluent type A (%)	Diluent type B (%) 1)	Inert solid (%)	Water	Packing Method	Control temperature (°C)	Emergency temperature (°C)	Number (Generic entry)	Subsidiary hazards and remarks
"	≤ 56,5 as a paste				≥ 15	OP8			3108	
"	≤ 52 as a paste					OP8			3108	20)
"	≤ 42 as a stable dispersion in water					OP8			3109	
"	≤ 35			≥ 65					Exempt	29)
DI-(4-tert-BUTYL)CYCLOHEXYL) PEROXYDICARBONATE	≤ 100					OP6	+30	+35	3114	
"	≤ 42 as a stable dispersion in water					OP8	+30	+35	3119	
"	≤ 42 (as a paste)					OP7	+35	+40	3116	
DI-(tert-BUTYL) PEROXIDE	> 52 - 100					OP8			3107	
"	≤ 52		≥ 48			OP8			3109	25)
DI-(tert-BUTYL) PEROXYAZELATE	≤ 52	≥ 48				OP7			3105	
2,2-DI-(tert-BUTYL) PEROXYBUTANE	≤ 52	≥ 48				OP6			3103	
1,6-DI-(tert-BUTYL) PEROXYCARBONYLOXY) HEXANE	≤ 72	≥ 28				OP5			3103	
1,1-DI-(tert-BUTYL) PEROXY) CYCLOHEXANE	> 80 - 100					OP5			3101	3)
"	≤ 72		≥ 28			OP5			3103	30)
"	> 52 - 80	≥ 20				OP5			3103	
"	> 42 - 52	≥ 48				OP7			3105	
"	≤ 42	≥ 13		≥ 45		OP7			3106	
"	≤ 42	≥ 58				OP8			3109	
"	≤ 27	≥ 25				OP8			3107	21)
"	≤ 13	≥ 13	≥ 74			OP8			3109	
1,1-DI-(tert-BUTYL) PEROXY) CYCLOHEXANE + tert-BUTYL PEROXY-2-ETHYLHEXANOATE	≤ 43 + ≤ 16	≥ 41				OP 7			3105	
DI-n-BUTYL PEROXYDICARBONATE	> 27 - 52		≥ 48			OP7	-15	-5	3115	
"	≤ 27		≥ 73			OP8	-10	0	3117	
"	≤ 42 as a stable dispersion in water (frozen)					OP8	-15	-5	3118	
DI-sec-BUTYL PEROXYDICARBONATE	> 52 - 100					OP4	-20	-10	3113	
"	≤ 52		≥ 48			OP7	-15	-5	3115	
DI-(tert-BUTYL) PEROXYISOPROPYL) BENZENE(S)	> 42 - 100			≤ 57		OP7			3106	
"	≤ 42			≥ 58					Exempt	29)
DI-(tert-BUTYL) PEROXY) PHTHALATE	> 42 - 52	≥ 48				OP7			3105	

Copyright © United Nations, 2019. All rights reserved

ORGANIC PEROXIDE	Concentration (%)	Diluent type A (%)	Diluent type B (%) 1)	Inert solid (%)	Water	Packing Method	Control temperature (°C)	Emergency temperature (°C)	Number (Generic entry)	Subsidiary hazards and remarks
"	≤ 52 as a paste					OP7			3106	20)
"	≤ 42	≥ 58				OP8			3107	
2,2-DI-(tert-BUTYL PEROXY)PROPANE	≤ 52	≥ 48				OP7			3105	
"	≤ 42	≥ 13		≥ 45		OP7			3106	
1,1-DI-(tert-BUTYL PEROXY)-3,3,5-TRIMETHYLCYCLOHEXANE	> 90 - 100					OP5			3101	3)
"	≤ 90		≥ 10			OP5			3103	30)
"	> 57 - 90	≥ 10				OP5			3103	
"	≤ 77		≥ 23			OP5			3103	
"	≤ 57			≥ 43		OP8			3110	
"	≤ 57	≥ 43				OP8			3107	
"	≤ 32	≥ 26	≥ 42			OP8			3107	
DICETYL PEROXYDICARBONATE	≤ 100					OP8	+30	+35	3120	
"	≤ 42 as a stable dispersion in water					OP8	+30	+35	3119	
DI-4-CHLOROBENZOYL PEROXIDE	≤ 77				≥ 23	OP5			3102	3)
"	≤ 52 as a paste					OP7			3106	20)
"	≤ 32			≥ 68					Exempt	29)
DICUMYL PEROXIDE	> 52 - 100					OP8			3110	12)
"	≤ 52			≥ 48					Exempt	29)
DICYCLOHEXYL PEROXYDICARBONATE	> 91 - 100					OP3	+10	+15	3112	3)
"	≤ 91				≥ 9	OP5	+10	+15	3114	
"	≤ 42 as a stable dispersion in water					OP8	+15	+20	3119	
DIDECANOYL PEROXIDE	≤ 100					OP6	+30	+35	3114	
2,2-DI-(4,4-DI (tert-BUTYL PEROXY) CYCLOHEXYL) PROPANE	≤ 42			≥ 58		OP7			3106	
"	≤ 22		≥ 78			OP8			3107	
DI-2,4-DICHLOROBENZOYL PEROXIDE	≤ 77				≥ 23	OP5			3102	3)
"	≤ 52 as a paste					OP8	+20	+25	3118	
"	≤ 52 as a paste with silicon oil					OP7			3106	
DI-(2-ETHOXYETHYL) PEROXYDICARBONATE	≤ 52		≥ 48			OP7	-10	0	3115	
DI-(2-ETHYLHEXYL) PEROXYDICARBONATE	> 77 - 100					OP5	-20	-10	3113	
"	≤ 77		≥ 23			OP7	-15	-5	3115	

Copyright © United Nations, 2019. All rights reserved

ORGANIC PEROXIDE	Concentration (%)	Diluent type A (%)	Diluent type B (%) 1)	Inert solid (%)	Water	Packing Method	Control temperature (°C)	Emergency temperature (°C)	Number (Generic entry)	Subsidiary hazards and remarks
"	≤ 62 as a stable dispersion in water					OP8	-15	-5	3119	
"	≤ 52 as a stable dispersion in water (frozen)					OP8	-15	-5	3120	
2,2-DIHYDROPEROXYPROPANE	≤ 27			≥ 73		OP5			3102	3)
DI-(1-HYDROXYCYCLOHEXYL) PEROXIDE	≤ 100					OP7			3106	
DIISOBUTYRYL PEROXIDE	> 32 – 52		≥ 48			OP5	-20	-10	3111	3)
"	≤ 32		≥ 68			OP7	-20	-10	3115	
"	≤ 42 (as a stable dispersion in water)					OP8	-20	-10	3119	
DIISOPROPYLBENZENE DIHYDROPEROXIDE	≤ 82	≥ 5			≥ 5	OP7			3106	24)
DIISOPROPYL PEROXYDICARBONATE	> 52-100					OP2	-15	-5	3112	3)
"	≤ 52		≥ 48			OP7	-20	-10	3115	
"	≤ 32	≥ 68				OP7	-15	-5	3115	
DILAULOYL PEROXIDE	≤ 100					OP7			3106	
"	≤ 42 as a stable dispersion in water					OP8			3109	
DI-(3-METHOXYBUTYL) PEROXYDICARBONATE	≤ 52		≥ 48			OP7	-5	+5	3115	
DI-(2-METHYLBENZOYL) PEROXIDE	≤ 87				≥ 13	OP5	+30	+35	3112	3)
DI-(3-METHYLBENZOYL) PEROXIDE + BENZOYL (3-METHYLBENZOYL) PEROXIDE + DIBENZOYL PEROXIDE	≤ 20 + ≤ 18 + ≤ 4		≥ 58			OP7	+35	+40	3115	
DI-(4-METHYLBENZOYL) PEROXIDE □	≤ 52 as a paste with silicon oil					OP7			3106	
2,5-DIMETHYL-2,5-DI-(BENZOYLPEROXY)HEXANE	> 82-100					OP5			3102	3)
"	≤ 82			≥ 18		OP7			3106	
"	≤ 82				≥ 18	OP5			3104	
2,5-DIMETHYL-2,5-DI-(tert-BUTYLPEROXY)HEXANE	> 90 – 100					OP5			3103	
"	> 52-90	≥ 10				OP7			3105	
"	≤ 77			≥ 23		OP8			3108	
"	≤ 52	≥ 48				OP8			3109	
"	≤ 47 as a paste					OP8			3108	
2,5-DIMETHYL-2,5-DI-(tert-BUTYLPEROXY)HEXYNE-3	> 86-100					OP5			3101	3)
"	> 52-86	≥ 14				OP5			3103	26)
"	≤ 52			≥ 48		OP7			3106	

Copyright © United Nations, 2019. All rights reserved

ORGANIC PEROXIDE	Concentration (%)	Diluent type A (%)	Diluent type B (%) 1)	Inert solid (%)	Water	Packing Method	Control temperature (°C)	Emergency temperature (°C)	Number (Generic entry)	Subsidiary hazards and remarks
2,5-DIMETHYL-2,5-DI-(2-ETHYLHEXANOYLPEROXY)HEXANE□	≤ 100					OP5	+20	+25	3113	
2,5-DIMETHYL-2,5-DIHYDROPEROXYHEXANE□	≤ 82				≥ 18	OP6			3104	
2,5-DIMETHYL-2,5-DI-(3,5,5-TRIMETHYLHEXANOYLPEROXY)HEXANE	≤ 77	≥ 23				OP7			3105	
1,1-DIMETHYL-3-HYDROXYBUTYL PEROXYNEOHEPTANOATE	≤ 52	≥ 48				OP8	0	+10	3117	
DIMYRISTYL PEROXYDICARBONATE	≤ 100					OP7	+20	+25	3116	
"	≤ 42 as a stable dispersion in water					OP8	+20	+25	3119	
DI-(2-NEODECANOYLPEROXYISOPROPYL) BENZENE	≤ 52	≥ 48				OP7	-10	0	3115	
DI-n-NONANOYL PEROXIDE	≤ 100					OP7	0	+10	3116	
DI-n-OCTANOYL PEROXIDE	≤ 100					OP5	+10	+15	3114	
DI-(2-PHENOXYETHYL) PEROXYDICARBONATE	>85 – 100					OP5			3102 3)	
"	≤ 85				≥ 15	OP7			3106	
DIPROPIONYL PEROXIDE	≤ 27		≥ 73			OP8	+15	+20	3117	
DI-n-PROPYL PEROXYDICARBONATE	≤ 100					OP3	-25	-15	3113	
"	≤ 77		≥ 23			OP5	-20	-10	3113	
DISUCCINIC ACID PEROXIDE	> 72 – 100					OP4			3102 3) 17)	
"	≤ 72				≥ 28	OP7	+10	+15	3116	
DI-(3,5,5-TRIMETHYLHEXANOYL) PEROXIDE	> 38-52	≥ 48				OP8	+10	+15	3119	
"	> 52-82	≥ 18				OP7	0	+10	3115	
"	≤ 52 as a stable dispersion in water					OP8	+10	+15	3119	
"	≤ 38	≥ 62				OP8	+20	+25	3119	
ETHYL 3,3-DI-(tert-AMYLPEROXY)BUTYRATE	≤ 67	≥ 33				OP7			3105	
ETHYL 3,3-DI-(tert-BUTYLPEROXY)BUTYRATE	> 77 - 100					OP5			3103	
"	≤ 77	≥ 23				OP7			3105	
"	≤ 52			≥ 48		OP7			3106	
1-(2-ETHYLHEXANOYLPEROXY)-1,3-DIMETHYLBUTYL PEROXYPIVALATE	≤ 52	≥ 45	≥ 10			OP7	-20	-10	3115	
tert-HEXYL PEROXYNEODECANOATE	≤ 71	≥ 29				OP7	0	+10	3115	
tert-HEXYL PEROXYPIVALATE	≤ 72		≥ 28			OP7	+10	+15	3115	
3-HYDROXY-1,1-DIMETHYLBUTYL PEROXYNEODECANOATE	≤ 77	≥ 23				OP 7	- 5	+ 5	3115	



Copyright © United Nations, 2019. All rights reserved

ORGANIC PEROXIDE	Concentration (%)	Diluent type A (%)	Diluent type B (%) 1)	Inert solid (%)	Water	Packing Method	Control temperature (°C)	Emergency temperature (°C)	Number (Generic entry)	Subsidiary hazards and remarks
"	≤ 52	≥ 48				OP 8	- 5	+ 5	3117	
"	≤ 52 as a stable dispersion in water					OP 8	- 5	+ 5	3119	
ISOPROPYL sec-BUTYL PEROXYDICARBONATE +DI-sec-BUTYL PEROXYDICARBONATE +DIISOPROPYL PEROXYDICARBONATE	≤ 32 + ≤ 15 – 18 ≤ 12 – 15	≥ 38				OP7	-20	-10	3115	
"	≤ 52 + ≤ 28 + ≤ 22					OP5	-20	-10	3111	3)
ISOPROPYLCUMYL HYDROPEROXIDE	≤ 72	≥ 28				OP8			3109	13)
p-MENTHYL HYDROPEROXIDE	> 72 - 100					OP7			3105	13)
"	≤ 72	≥ 28				OP8			3109	27)
METHYLCYCLOHEXANONE PEROXIDE(S)	≤ 67		≥ 33			OP7	+35	+40	3115	
METHYLETHYL KETONE PEROXIDE(S)	see remark 8)	≥ 48				OP5			3101	3) 8) 13)
"	see remark 9)	≥ 55				OP7			3105	9)
"	see remark 10)	≥ 60				OP8			3107	10)
METHYL ISOBUTYL KETONE PEROXIDE(S)	≤ 62	≥ 19				OP7			3105	22)
METHYL ISOPROPYL KETONE PEROXIDE(S)	See remark 31)	≥ 70				OP8			3109	31)
ORGANIC PEROXIDE, LIQUID, SAMPLE						OP2			3103	11)
ORGANIC PEROXIDE, LIQUID, SAMPLE, TEMPERATURE CONTROLLED						OP2			3113	11)
ORGANIC PEROXIDE, SOLID, SAMPLE						OP2			3104	11)
ORGANIC PEROXIDE, SOLID, SAMPLE, TEMPERATURE CONTROLLED						OP2			3114	11)
3,3,5,7,7-PENTAMETHYL-1,2,4-TRIOXEPANE	≤ 100					OP8			3107	
PEROXYACETIC ACID, TYPE D, stabilized	≤ 43					OP7			3105	13) 14) 19)
PEROXYACETIC ACID, TYPE E, stabilized	≤ 43					OP8			3107	13) 15) 19)
PEROXYACETIC ACID, TYPE F, stabilized	≤ 43					OP8			3109	13) 16) 19)
PEROXYLAURIC ACID	≤ 100					OP8	+35	+40	3118	
1-PHENYLETHYL HYDROPEROXIDE	≤ 38		≥ 62			OP8			3109	
PINANYL HYDROPEROXIDE	> 56 – 100					OP7			3105	13)
"	≤ 56	≥ 44				OP8			3109	
POLYETHER POLY-tert-BUTYLPEROXY-CARBONATE	≤ 52		≥ 48			OP8			3107	
1,1,3,3-TETRAMETHYLBUTYL HYDROPEROXIDE	≤ 100					OP7			3105	
1,1,3,3-TETRAMETHYLBUTYL PEROXY-2-ETHYLHEXANOATE	≤ 100					OP7	+15	+20	3115	

Copyright © United Nations, 2019. All rights reserved

ORGANIC PEROXIDE	Concentration (%)	Diluent type A (%)	Diluent type B (%) 1)	Inert solid (%)	Water	Packing Method	Control temperature (°C)	Emergency temperature (°C)	Number (Generic entry)	Subsidiary hazards and remarks
1,1,3,3- TETRAMETHYLBUTYL PEROXYNEODECANOATE	≤ 72		≥ 28			OP7	-5	+5	3115	
"	≤ 52 as a stable dispersion in water					OP8	-5	+5	3119	
1,1,3,3-TETRAMETHYLBUTYL PEROXYPIVALATE	≤ 77	≥ 23				OP7	0	+10	3115	
3,6,9-TRIETHYL-3,6,9-TRIMETHYL -1,4,7 TRIPEROXONANE	≤ 17	≥ 18		≥ 65		OP8			3110	
"	≤ 42	≥ 58				OP7			3105	28)

Copyright © United Nations, 2019. All rights reserved

**Remarks (refer to the last column of the Table in 2.2.52.4):**

- 1) *Diluent type B may always be replaced by diluent type A. The boiling point of diluent type B shall be at least 60°C higher than the SADT of the organic peroxide.*
- 2) *Available oxygen  $\leq 4.7\%$ .*
- 3) *"EXPLOSIVE" subsidiary hazard label required (Model No.1, see 5.2.2.2.2).*
- 4) *Diluent may be replaced by di-tert-butyl peroxide.*
- 5) *Available oxygen  $\leq 9\%$ .*
- 6) *With  $\leq 9\%$  hydrogen peroxide; available oxygen  $\leq 10\%$ .*
- 7) *Only non-metallic packagings allowed.*
- 8) *Available oxygen  $> 10\%$  and  $\leq 10.7\%$ , with or without water.*
- 9) *Available oxygen  $\leq 10\%$ , with or without water.*
- 10) *Available oxygen  $\leq 8.2\%$ , with or without water.*
- 11) *See 2.2.52.1.9.*
- 12) *Up to 2000 kg per receptacle assigned to ORGANIC PEROXIDE TYPE F on the basis of largescale trials.*
- 13) *"CORROSIVE" subsidiary hazard label required (Model No.8, see 5.2.2.2.2).*
- 14) *Peroxyacetic acid formulations which fulfil the criteria of the Manual of Tests and Criteria, paragraph 20.4.3 (d).*
- 15) *Peroxyacetic acid formulations which fulfil the criteria of the Manual of Tests and Criteria, paragraph 20.4.3 (e).*
- 16) *Peroxyacetic acid formulations which fulfil the criteria of the Manual of Tests and Criteria, paragraph 20.4.3 (f).*
- 17) *Addition of water to this organic peroxide will decrease its thermal stability.*
- 18) *No "CORROSIVE" subsidiary hazard label (Model No.8, see 5.2.2.2.2) required for concentrations below 80%.*
- 19) *Mixtures with hydrogen peroxide, water and acid(s).*
- 20) *With diluent type A, with or without water.*
- 21) *With  $\geq 25\%$  diluent type A by mass, and in addition ethylbenzene.*
- 22) *With  $\geq 19\%$  diluent type A by mass, and in addition methyl isobutyl ketone.*
- 23) *With  $< 6\%$  di-tert-butyl peroxide.*
- 24) *With  $\leq 8\%$  1-isopropylhydroperoxy-4-isopropylhydroxybenzene.*
- 25) *Diluent type B with boiling point  $> 110\text{ }^{\circ}\text{C}$ .*
- 26) *With  $< 0.5\%$  hydroperoxides content.*
- 27) *For concentrations more than 56%, "CORROSIVE" subsidiary hazard label required (Model No.8, see 5.2.2.2.2).*
- 28) *Available active oxygen  $\leq 7.6\%$  in diluent type A having a 95% boil-off point in the range of 200 - 260 °C.*
- 29) *Not subject to the requirements of ADN for Class 5.2.*
- 30) *Diluent type B with boiling point  $> 130\text{ }^{\circ}\text{C}$ .*
- 31) *Active oxygen  $\leq 6.7\%$ .*

Copyright © United Nations, 2019. All rights reserved

**2.2.61 Class 6.1 Toxic substances**

**2.2.61.1 Criteria**

2.2.61.1.1 The heading of Class 6.1 covers substances of which it is known by experience or regarding which it is presumed from experiments on animals that in relatively small quantities they are able by a single action or by action of short duration to cause damage to human health, or death, by inhalation, by cutaneous absorption or by ingestion.

***NOTE:** Genetically modified microorganisms and organisms shall be assigned to this Class if they meet the conditions for this Class.*

2.2.61.1.2 Substances of Class 6.1 are subdivided as follows:

T Toxic substances without subsidiary hazard:

T1 Organic, liquid;

T2 Organic, solid;

T3 Organometallic substances;

T4 Inorganic, liquid;

T5 Inorganic, solid;

T6 Liquid, used as pesticides;

T7 Solid, used as pesticides;

T8 Samples;

T9 Other toxic substances;

T10 Articles;

TF Toxic substances, flammable:

TF1 Liquid;

TF2 Liquid, used as pesticides;

TF3 Solid;

TS Toxic substances, self-heating, solid;

TW Toxic substances, which, in contact with water, emit flammable gases:

TW1 Liquid;

TW2 Solid;

TO Toxic substances, oxidizing:

TO1 Liquid;

TO2 Solid;

Copyright © United Nations, 2019. All rights reserved

TC Toxic substances, corrosive:

TC1 Organic, liquid;

TC2 Organic, solid;

TC3 Inorganic, liquid;

TC4 Inorganic, solid;

TFC Toxic substances, flammable, corrosive.

TFW Toxic flammable substances, which, in contact with water, emit flammable gases.

### *Definitions*

2.2.61.1.3 For the purposes of ADN:

*LD<sub>50</sub> (median lethal dose) for acute oral toxicity* is the statistically derived single dose of a substance that can be expected to cause death within 14 days in 50 per cent of young adult albino rats when administered by the oral route. The LD<sub>50</sub> value is expressed in terms of mass of test substance per mass of test animal (mg/kg);

*LD<sub>50</sub> for acute dermal toxicity* is that dose of the substance which, administered by continuous contact for 24 hours with the bare skin of albino rabbits, is most likely to cause death within 14 days in one half of the animals tested. The number of animals tested shall be sufficient to give a statistically significant result and be in conformity with good pharmacological practice. The result is expressed in milligrams per kg body mass;

*LC<sub>50</sub> for acute toxicity on inhalation* is that concentration of vapour, mist or dust which, administered by continuous inhalation to both male and female young adult albino rats for one hour, is most likely to cause death within 14 days in one half of the animals tested. A solid substance shall be tested if at least 10% (by mass) of its total mass is likely to be dust in a respirable range, e.g. the aerodynamic diameter of that particle-fraction is 10 µm or less. A liquid substance shall be tested if a mist is likely to be generated in a leakage of the transport containment. Both for solid and liquid substances more than 90% (by mass) of a specimen prepared for inhalation toxicity shall be in the respirable range as defined above. The result is expressed in milligrams per litre of air for dusts and mists or in millilitres per cubic metre of air (parts per million) for vapours.

### *Classification and assignment of packing groups*

2.2.61.1.4 Substances of Class 6.1 shall be classified in three packing groups according to the degree of danger they present for carriage, as follows:

Packing group I:	highly toxic substances
Packing group II:	toxic substances
Packing group III:	slightly toxic substances.

2.2.61.1.5 Substances, mixtures, solutions and articles classified in Class 6.1 are listed in Table A of Chapter 3.2. The assignment of substances, mixtures and solutions not mentioned by name in Table A of Chapter 3.2 to the relevant entry of sub-section 2.2.61.3 and to the relevant packing group in accordance with the provisions of Chapter 2.1, shall be made according to the following criteria in 2.2.61.1.6 to 2.2.61.1.11.

2.2.61.1.6 To assess the degree of toxicity, account shall be taken of human experience of instances of accidental poisoning, as well as special properties possessed by any individual substances:

Copyright © United Nations, 2019. All rights reserved

liquid state, high volatility, any special likelihood of cutaneous absorption, and special biological effects.

- 2.2.61.1.7 In the absence of observations on humans, the degree of toxicity shall be assessed using the available data from animal experiments in accordance with the table below:

	Packing group	Oral toxicity LD <sub>50</sub> (mg/kg)	Dermal toxicity LD <sub>50</sub> (mg/kg)	Inhalation toxicity by dusts and mists LC <sub>50</sub> (mg/l)
Highly toxic	I	≤ 5.0	≤ 50	≤ 0.2
Toxic	II	> 5.0 and ≤ 50	> 50 and ≤ 200	> 0.2 and ≤ 2.0
Slightly toxic	III <sup>a</sup>	> 50 and ≤ 300	> 200 and ≤ 1 000	> 2.0 and ≤ 4.0

<sup>a</sup> *Tear gas substances shall be included in packing group II even if data concerning their toxicity correspond to packing group III criteria.*

- 2.2.61.1.7.1 Where a substance exhibits different degrees of toxicity for two or more kinds of exposure, it shall be classified under the highest such degree of toxicity.
- 2.2.61.1.7.2 Substances meeting the criteria of Class 8 and with an inhalation toxicity of dusts and mists (LC<sub>50</sub>) leading to packing group I shall only be accepted for an allocation to Class 6.1 if the toxicity through oral ingestion or dermal contact is at least in the range of packing groups I or II. Otherwise an assignment to Class 8 shall be made if appropriate (see 2.2.8.1.4.5).
- 2.2.61.1.7.3 The criteria for inhalation toxicity of dusts and mists are based on LC<sub>50</sub> data relating to 1-hour exposure, and where such information is available it shall be used. However, where only LC<sub>50</sub> data relating to 4-hour exposure are available, such figures can be multiplied by four and the product substituted in the above criteria, i.e. LC<sub>50</sub> value multiplied by four (4 hour) is considered the equivalent of LC<sub>50</sub> (1 hour).

*Inhalation toxicity of vapours*

- 2.2.61.1.8 Liquids giving off toxic vapours shall be classified into the following groups where "V" is the saturated vapour concentration (in ml/m<sup>3</sup> of air) (volatility) at 20 °C and standard atmospheric pressure:

	Packing group	
Highly toxic	I	Where $V \geq 10 \text{ LC}_{50}$ and $\text{LC}_{50} \leq 1\,000 \text{ ml/m}^3$
Toxic	II	Where $V \geq \text{LC}_{50}$ and $\text{LC}_{50} \leq 3\,000 \text{ ml/m}^3$ and the criteria for packing group I are not met
Slightly toxic	III <sup>a</sup>	Where $V \geq 1/5 \text{ LC}_{50}$ and $\text{LC}_{50} \leq 5\,000 \text{ ml/m}^3$ and the criteria for packing groups I and II are not met

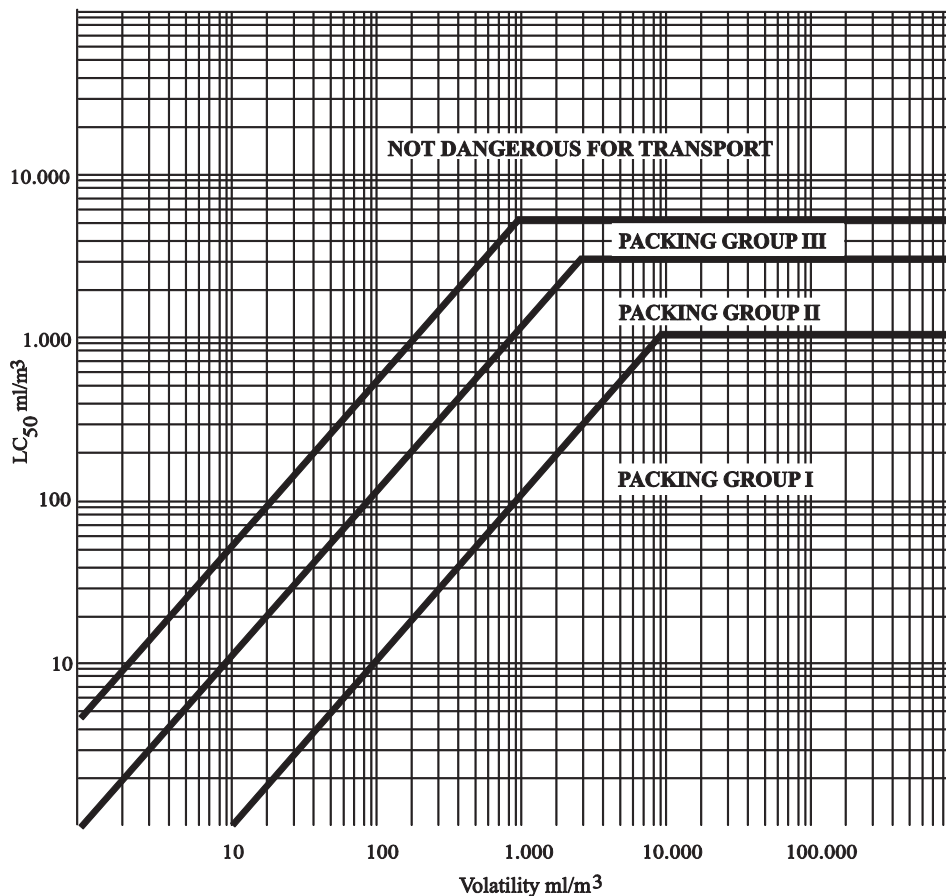
<sup>a</sup> *Tear gas substances shall be included in packing group II even if data concerning their toxicity correspond to packing group III criteria.*

Copyright © United Nations, 2019. All rights reserved

These criteria for inhalation toxicity of vapours are based on  $LC_{50}$  data relating to 1-hour exposure, and where such information is available, it shall be used.

However, where only  $LC_{50}$  data relating to 4-hour exposure to the vapours are available, such figures can be multiplied by two and the product substituted in the above criteria, i.e.  $LC_{50}$  (4 hour)  $\times 2$  is considered the equivalent of  $LC_{50}$  (1 hour).

#### GROUP BORDERLINES INHALATION TOXICITY OF VAPOURS



In this figure, the criteria are expressed in graphical form, as an aid to easy classification. However, due to approximations inherent in the use of graphs, substances falling on or near group borderlines shall be checked using numerical criteria.

Copyright © United Nations, 2019. All rights reserved

*Mixtures of liquids*

2.2.61.1.9 Mixtures of liquids which are toxic on inhalation shall be assigned to packing groups according to the following criteria:

2.2.61.1.9.1 If LC<sub>50</sub> is known for each of the toxic substances constituting the mixture, the packing group may be determined as follows:

(a) calculation of the LC<sub>50</sub> of the mixture:

$$LC_{50}(\text{mixture}) = \frac{1}{\sum_{i=1}^n \frac{f_i}{LC_{50i}}}$$

where  $f_i$  = molar fraction of constituent i of the mixture;

LC<sub>50i</sub> = average lethal concentration of constituent i in ml/m<sup>3</sup>.

(b) calculation of volatility of each mixture constituent:

$$V_i = P_i \times \frac{10^6}{101.3} (\text{ml/m}^3)$$

where  $P_i$  = partial pressure of constituent i in kPa at 20 °C and at standard atmospheric pressure.

(c) calculation of the ratio of volatility to LC<sub>50</sub>:

$$R = \sum_{i=1}^n \frac{V_i}{LC_{50i}}$$

(d) the values calculated for LC<sub>50</sub> (mixture) and R are then used to determine the packing group of the mixture:

Packing group I  $R \geq 10$  and LC<sub>50</sub> (mixture)  $\leq 1\,000$  ml/m<sup>3</sup>;

Packing group II  $R \geq 1$  and LC<sub>50</sub> (mixture)  $\leq 3\,000$  ml/m<sup>3</sup>, if the mixture does not meet the criteria for packing group I;

Packing group III  $R \geq 1/5$  and LC<sub>50</sub> (mixture)  $\leq 5\,000$  ml/m<sup>3</sup>, if the mixture does not meet the criteria of packing groups I or II.

2.2.61.1.9.2 In the absence of LC<sub>50</sub> data on the toxic constituent substances, the mixture may be assigned to a group based on the following simplified threshold toxicity tests. When these threshold tests are used, the most restrictive group shall be determined and used for carrying the mixture.

2.2.61.1.9.3 A mixture is assigned to packing group I only if it meets both of the following criteria:

(a) A sample of the liquid mixture is vaporized and diluted with air to create a test atmosphere of 1000 ml/m<sup>3</sup> vaporized mixture in air. Ten albino rats (5 male and 5 female) are exposed to the test atmosphere for 1 hour and observed for 14 days. If five or more of the animals die within the 14-day observation period, the mixture is presumed to have an LC<sub>50</sub> equal to or less than 1000 ml/m<sup>3</sup>;

(b) A sample of vapour in equilibrium with the liquid mixture is diluted with 9 equal volumes of air to form a test atmosphere. Ten albino rats (5 male and 5 female) are



Copyright © United Nations, 2019. All rights reserved

exposed to the test atmosphere for 1 hour and observed for 14 days. If five or more of the animals die within the 14-day observation period, the mixture is presumed to have a volatility equal to or greater than 10 times the mixture LC<sub>50</sub>.

2.2.61.1.9.4 A mixture is assigned to packing group II only if it meets both of the following criteria, and does not meet the criteria for packing group I:

- (a) A sample of the liquid mixture is vaporized and diluted with air to create a test atmosphere of 3000 ml/m<sup>3</sup> vaporized mixture in air. Ten albino rats (5 male and 5 female) are exposed to the test atmosphere for 1 hour and observed for 14 days. If five or more of the animals die within the 14-day observation period, the mixture is presumed to have an LC<sub>50</sub> equal to or less than 3000 ml/m<sup>3</sup>;
- (b) A sample of the vapour in equilibrium with the liquid mixture is used to form a test atmosphere. Ten albino rats (5 male and 5 female) are exposed to the test atmosphere for 1 hour and observed for 14 days. If five or more of the animals die within the 14-day observation period, the mixture is presumed to have a volatility equal to or greater than the mixture LC<sub>50</sub>.

2.2.61.1.9.5 A mixture is assigned to packing group III only if it meets both of the following criteria, and does not meet the criteria for packing groups I or II:

- (a) A sample of the liquid mixture is vaporized and diluted with air to create a test atmosphere of 5000 ml/m<sup>3</sup> vaporized mixture in air. Ten albino rats (5 male and 5 female) are exposed to the test atmosphere for 1 hour and observed for 14 days. If five or more of the animals die within the 14-day observation period, the mixture is presumed to have an LC<sub>50</sub> equal to or less than 5000 ml/m<sup>3</sup>;
- (b) The vapour concentration (volatility) of the liquid mixture is measured and if the vapour concentration is equal to or greater than 1000 ml/m<sup>3</sup>, the mixture is presumed to have a volatility equal to or greater than 1/5 the mixture LC<sub>50</sub>.

*Methods for determining oral and dermal toxicity of mixtures*

2.2.61.1.10 When classifying and assigning the appropriate packing group to mixtures in Class 6.1 in accordance with the oral and dermal toxicity criteria (see 2.2.61.1.3), it is necessary to determine the acute LD<sub>50</sub> of the mixture.

If a mixture contains only one active substance, and the LD<sub>50</sub> of that constituent is known, in the absence of reliable acute oral and dermal toxicity data on the actual mixture to be carried, the oral or dermal LD<sub>50</sub> may be obtained by the following method:

$$\text{LD}_{50} \text{ value of preparation} = \frac{\text{LD}_{50} \text{ value of active substance} \times 100}{\text{percentage of active substance by mass}}$$

2.2.61.1.10.2 If a mixture contains more than one active constituent, there are three possible approaches that may be used to determine the oral or dermal LD<sub>50</sub> of the mixture. The preferred method is to obtain reliable acute oral and dermal toxicity data on the actual mixture to be carried. If reliable, accurate data are not available, then either of the following methods may be performed:

- (a) Classify the formulation according to the most hazardous constituent of the mixture as if that constituent were present in the same concentration as the total concentration of all active constituents; or

Copyright © United Nations, 2019. All rights reserved

(b) Apply the formula:

$$\frac{C_A}{T_A} + \frac{C_B}{T_B} + \dots + \frac{C_Z}{T_Z} = \frac{100}{T_M}$$

where:

C = the percentage concentration of constituent A, B, ... Z in the mixture;

T = the oral LD<sub>50</sub> values of constituent A, B, ... Z;T<sub>M</sub> = the oral LD<sub>50</sub> value of the mixture.

**NOTE:** This formula can also be used for dermal toxicities provided that this information is available on the same species for all constituents. The use of this formula does not take into account any potentiation or protective phenomena.

#### *Classification of pesticides*

2.2.61.1.11 All active pesticide substances and their preparations for which the LC<sub>50</sub> and/or LD<sub>50</sub> values are known and which are classified in Class 6.1 shall be classified under appropriate packing groups in accordance with the criteria given in 2.2.61.1.6 to 2.2.61.1.9. Substances and preparations which are characterized by subsidiary hazards shall be classified according to the precedence of hazards Table in 2.1.3.10 with the assignment of appropriate packing groups.

2.2.61.1.11.1 If the oral or dermal LD<sub>50</sub> value for a pesticide preparation is not known, but the LD<sub>50</sub> value of its active substance(s) is known, the LD<sub>50</sub> value for the preparation may be obtained by applying the procedures in 2.2.61.1.10.

**NOTE:** LD<sub>50</sub> toxicity data for a number of common pesticides may be obtained from the most current edition of the document "The WHO Recommended Classification of Pesticides by Hazard and Guidelines to Classification" available from the International Programme on Chemical Safety, World Health Organization (WHO), 1211 Geneva 27, Switzerland. While that document may be used as a source of LD<sub>50</sub> data for pesticides, its classification system shall not be used for purposes of transport classification of, or assignment of packing groups to, pesticides, which shall be in accordance with the requirements of ADN.

2.2.61.1.11.2 The proper shipping name used in the carriage of the pesticide shall be selected on the basis of the active ingredient, of the physical state of the pesticide and any subsidiary hazards it may exhibit (see 3.1.2).

2.2.61.1.12 If substances of Class 6.1, as a result of admixtures, come into categories of hazard different from those to which the substances mentioned by name in Table A of Chapter 3.2 belong, these mixtures or solutions shall be assigned to the entries to which they belong on the basis of their actual degree of danger.

**NOTE:** For the classification of solutions and mixtures (such as preparations and wastes), see also 2.1.3.

2.2.61.1.13 On the basis of the criteria of 2.2.61.1.6 to 2.2.61.1.11, it may also be determined whether the nature of a solution or mixture mentioned by name or containing a substance mentioned by name is such that the solution or mixture is not subject to the requirements for this Class.

Copyright © United Nations, 2019. All rights reserved

2.2.61.1.14 Substances, solutions and mixtures, with the exception of substances and preparations used as pesticides, which are not classified as acute toxic category 1, 2 or 3 according to Regulation (EC) No 1272/2008<sup>3</sup>, may be considered as substances not belonging to class 6.1.

**2.2.61.2** *Substances not accepted for carriage*

2.2.61.2.1 Chemically unstable substances of Class 6.1 shall not be accepted for carriage unless the necessary precautions have been taken to prevent the possibility of a dangerous decomposition or polymerization under normal conditions of carriage. For the precautions necessary to prevent polymerization, see special provision 386 of Chapter 3.3. To this end particular care shall be taken to ensure that receptacles and tanks do not contain any substances liable to promote these reactions.

2.2.61.2.2 The following substances and mixtures shall not be accepted for carriage:

- Hydrogen cyanide, anhydrous or in solution, which do not meet the descriptions of UN Nos. 1051, 1613, 1614 and 3294;
- Metal carbonyls, having a flash-point below 23 °C, other than UN Nos. 1259 NICKEL CARBONYL and 1994 IRON PENTACARBONYL;
- 2,3,7,8-TETRACHLORODIBENZO-p-DIOXINE (TCDD) in concentrations considered highly toxic in accordance with the criteria in 2.2.61.1.7;
- UN No. 2249 DICHLORODIMETHYL ETHER, SYMMETRICAL;
- Preparations of phosphides without additives inhibiting the emission of toxic flammable gases.

<sup>3</sup> Regulation (EC) No 1272/2008 of the European Parliament and of the Council of 16 December 2008 on classification, labelling and packaging of substances and mixtures, amending and repealing Directive 67/548/EEC and 1999/45/EC; and amending Regulation (EC) No 1907/2006, published in the Official Journal of the European Union, L 353, 31 December 2008, p 1-1355.

Copyright © United Nations, 2019. All rights reserved

**2.2.61.3** *List of collective entries***Toxic substances without subsidiary hazard(s)**

<b>Organic</b>	<b>liquid <sup>a</sup></b>	<b>T1</b>	1583 CHLOROPICRIN MIXTURE, N.O.S. 1602 DYE, LIQUID, TOXIC, N.O.S., or 1602 DYE INTERMEDIATE, LIQUID, TOXIC, N.O.S. 1693 TEAR GAS SUBSTANCE, LIQUID, N.O.S. 1851 MEDICINE, LIQUID, TOXIC, N.O.S. 2206 ISOCYANATES, TOXIC, N.O.S. or 2206 ISOCYANATE SOLUTION, TOXIC, N.O.S. 3140 ALKALOIDS, LIQUID, N.O.S. or 3140 ALKALOID SALTS, LIQUID, N.O.S. 3142 DISINFECTANT, LIQUID, TOXIC, N.O.S. 3144 NICOTINE COMPOUND, LIQUID, N.O.S. or 3144 NICOTINE PREPARATION, LIQUID, N.O.S. 3172 TOXINS, EXTRACTED FROM LIVING SOURCES, LIQUID, N.O.S. 3276 NITRILES, LIQUID, TOXIC, N.O.S. 3278 ORGANOPHOSPHORUS COMPOUND, LIQUID, TOXIC, N.O.S. 3381 TOXIC BY INHALATION LIQUID, N.O.S. with an LC <sub>50</sub> lower than or equal to 200 ml/m <sup>3</sup> and saturated vapour concentration greater than or equal to 500 LC <sub>50</sub> 3382 TOXIC BY INHALATION LIQUID, N.O.S. with an LC <sub>50</sub> lower than or equal to 1000 ml/m <sup>3</sup> and saturated vapour concentration greater than or equal to 10 LC <sub>50</sub> 2810 TOXIC LIQUID, ORGANIC, N.O.S.
	<b>solid <sup>a, b</sup></b>	<b>T2</b>	1544 ALKALOIDS, SOLID, N.O.S. or 1544 ALKALOID SALTS, SOLID, N.O.S. 1601 DISINFECTANT, SOLID, TOXIC, N.O.S. 1655 NICOTINE COMPOUND, SOLID, N.O.S., or 1655 NICOTINE PREPARATION, SOLID, N.O.S. 3448 TEAR GAS SUBSTANCE, SOLID, N.O.S. 3143 DYE, SOLID, TOXIC, N.O.S. or 3143 DYE INTERMEDIATE, SOLID, TOXIC, N.O.S. 3462 TOXINS, EXTRACTED FROM LIVING SOURCES, SOLID, N.O.S. 3249 MEDICINE, SOLID, TOXIC, N.O.S. 3464 ORGANOPHOSPHORUS COMPOUND, SOLID, TOXIC, N.O.S. 3439 NITRILES, SOLID, TOXIC, N.O.S. 2811 TOXIC SOLID, ORGANIC, N.O.S.
<b>Organometallic <sup>c, d</sup></b>		<b>T3</b>	2026 PHENYLMERCURIC COMPOUND, N.O.S. 2788 ORGANOTIN COMPOUND, LIQUID, N.O.S. 3146 ORGANOTIN COMPOUND, SOLID, N.O.S. 3280 ORGANOARSENIC COMPOUND, LIQUID, N.O.S. 3465 ORGANOARSENIC COMPOUND, SOLID, N.O.S. 3281 METAL CARBONYLS, LIQUID, N.O.S. 3466 METAL CARBONYLS, SOLID, N.O.S. 3282 ORGANOMETALLIC COMPOUND, LIQUID, TOXIC, N.O.S. 3467 ORGANOMETALLIC COMPOUND, SOLID, TOXIC, N.O.S.

(cont'd on next page)

<sup>a</sup> Substances and preparations containing alkaloids or nicotine used as pesticides shall be classified under UN No. 2588 PESTICIDES, SOLID, TOXIC, N.O.S., UN No. 2902 PESTICIDES, LIQUID, TOXIC, N.O.S. or UN No. 2903 PESTICIDES, LIQUID, TOXIC, FLAMMABLE, N.O.S.

<sup>b</sup> Active substances and triturations or mixtures of substances intended for laboratories and experiments and for the manufacture of pharmaceutical products with other substances shall be classified according to their toxicity (see 2.2.61.1.7 to 2.2.61.1.11).

<sup>c</sup> Self-heating substances, slightly toxic and spontaneously combustible organometallic compounds, are substances of Class 4.2.

<sup>d</sup> Water-reactive substances, slightly toxic, and water-reactive organometallic compounds, are substances of Class 4.3.

Copyright © United Nations, 2019. All rights reserved

2.2.61.3 *List of collective entries (cont'd)***Toxic substances without subsidiary hazard(s) (cont'd)**

<b>Inorganic</b>	<b>liquid<sup>e</sup> T4</b>	1556 ARSENIC COMPOUND, LIQUID, N.O.S., inorganic including: Arsenates, n.o.s., Arsenites, n.o.s.; and Arsenic sulphides, n.o.s. 1935 CYANIDE SOLUTION, N.O.S. 2024 MERCURY COMPOUND, LIQUID, N.O.S. 3141 ANTIMONY COMPOUND, INORGANIC, LIQUID, N.O.S. 3440 SELENIUM COMPOUND, LIQUID, N.O.S. 3381 TOXIC BY INHALATION LIQUID, N.O.S. with an LC <sub>50</sub> lower than or equal to 200 ml/m <sup>3</sup> and saturated vapour concentration greater than or equal to 500 LC <sub>50</sub> 3382 TOXIC BY INHALATION LIQUID, N.O.S. with an LC <sub>50</sub> lower than or equal to 1000 ml/m <sup>3</sup> and saturated vapour concentration greater than or equal to 10 LC <sub>50</sub> 3287 TOXIC LIQUID, INORGANIC, N.O.S.
	<b>solids<sup>f,g</sup> T5</b>	1549 ANTIMONY COMPOUND, INORGANIC, SOLID, N.O.S. 1557 ARSENIC COMPOUND, SOLID, N.O.S., including: Arsenates, n.o.s.; Arsenites, n.o.s.; and Arsenic sulphides, n.o.s. 1564 BARIUM COMPOUND, N.O.S. 1566 BERYLLIUM COMPOUND, N.O.S. 1588 CYANIDES, INORGANIC, SOLID, N.O.S. 1707 THALLIUM COMPOUND, N.O.S. 2025 MERCURY COMPOUND, SOLID, N.O.S. 2291 LEAD COMPOUND, SOLUBLE, N.O.S. 2570 CADMIUM COMPOUND 2630 SELENATES or 2630 SELENITES 2856 FLUOROSILICATES, N.O.S. 3283 SELENIUM COMPOUND, SOLID, N.O.S. 3284 TELLURIUM COMPOUND, N.O.S. 3285 VANADIUM COMPOUND, N.O.S. 3288 TOXIC SOLID, INORGANIC, N.O.S.
<b>Pesticides</b> (cont'd on next page)	<b>liquid<sup>h</sup> T6</b>	2992 CARBAMATE PESTICIDE, LIQUID, TOXIC 2994 ARSENICAL PESTICIDE, LIQUID, TOXIC 2996 ORGANOCHLORINE PESTICIDE, LIQUID, TOXIC 2998 TRIAZINE PESTICIDE, LIQUID, TOXIC 3006 THIOCARBAMATE PESTICIDE, LIQUID, TOXIC 3010 COPPER BASED PESTICIDE, LIQUID, TOXIC 3012 MERCURY BASED PESTICIDE, LIQUID, TOXIC 3014 SUBSTITUTED NITROPHENOL PESTICIDE, LIQUID, TOXIC 3016 BIPYRIDILIUM PESTICIDE, LIQUID, TOXIC 3018 ORGANOPHOSPHORUS PESTICIDE, LIQUID, TOXIC 3020 ORGANOTIN PESTICIDE, LIQUID, TOXIC 3026 COUMARIN DERIVATIVE PESTICIDE, LIQUID, TOXIC 3348 PHENOXYACETIC ACID DERIVATIVE PESTICIDE, LIQUID, TOXIC 3352 PYRETHROID PESTICIDE, LIQUID, TOXIC 2902 PESTICIDE, LIQUID, TOXIC, N.O.S.

<sup>e</sup> Mercury fulminate, wetted with not less than 20% water, or mixture of alcohol and water by mass is a substance of Class 1, UN No. 0135.

<sup>f</sup> Ferricyanides, ferrocyanides, alkaline thiocyanates and ammonium thiocyanates are not subject to the provisions of ADN.

<sup>g</sup> Lead salts and lead pigments which, when mixed in a ratio of 1:1,000 with 0.07M hydrochloric acid and stirred for one hour at a temperature of 23 °C ± 2 °C, exhibit a solubility of 5% or less, are not subject to the provisions of ADN.

<sup>h</sup> Articles impregnated with this pesticide, such as fibreboard plates, paper strips, cotton-wool balls, sheets of plastics material, in hermetically closed wrappings, are not subject to the provisions of ADN.

Copyright © United Nations, 2019. All rights reserved

**2.2.61.3 List of collective entries (cont'd)****Toxic substances without subsidiary hazard(s) (cont'd)**

<b>Pesticides (cont'd)</b>		
		2757 CARBAMATE PESTICIDE, SOLID, TOXIC
		2759 ARSENICAL PESTICIDE, SOLID, TOXIC
		2761 ORGANOCHLORINE PESTICIDE, SOLID, TOXIC
		2763 TRIAZINE PESTICIDE, SOLID, TOXIC
		2771 THIOCARBAMATE PESTICIDE, SOLID, TOXIC
		2775 COPPER BASED PESTICIDE, SOLID, TOXIC
		2777 MERCURY BASED PESTICIDE, SOLID, TOXIC
	<b>Solid<sup>b</sup></b>	<b>T7</b> 2779 SUBSTITUTED NITROPHENOL PESTICIDE, SOLID, TOXIC
		2781 BIPYRIDILIUM PESTICIDE, SOLID, TOXIC
		2783 ORGANOPHOSPHORUS PESTICIDE, SOLID, TOXIC
		2786 ORGANOTIN PESTICIDE, SOLID, TOXIC
		3027 COUMARIN DERIVATIVE PESTICIDE, SOLID, TOXIC
		3048 ALUMINIUM PHOSPHIDE PESTICIDE
		3345 PHENOXYACETIC ACID DERIVATIVE PESTICIDE, SOLID, TOXIC
		3349 PYRETHROID PESTICIDE, SOLID, TOXIC
		2588 PESTICIDE, SOLID, TOXIC, N.O.S.
<b>Samples</b>		
	<b>T8</b>	3315 CHEMICAL SAMPLE, TOXIC
<b>Other toxic substances <sup>i</sup></b>		
	<b>T9</b>	3243 SOLIDS CONTAINING TOXIC LIQUID, N.O.S.
<b>Articles</b>		
	<b>T10</b>	3546 ARTICLES CONTAINING TOXIC SUBSTANCE, N.O.S.

**Toxic substances with subsidiary hazard(s)**

		3071 MERCAPTANS, LIQUID, TOXIC, FLAMMABLE, N.O.S. or
		3071 MERCAPTAN MIXTURE, LIQUID, TOXIC, FLAMMABLE, N.O.S.
		3080 ISOCYANATES, TOXIC, FLAMMABLE, N.O.S. or
		3080 ISOCYANATE SOLUTION, TOXIC, FLAMMABLE, N.O.S.
		3275 NITRILES, TOXIC, FLAMMABLE, N.O.S.
		3279 ORGANOPHOSPHORUS COMPOUND, TOXIC, FLAMMABLE, N.O.S.
		3383 TOXIC BY INHALATION LIQUID, FLAMMABLE, N.O.S. with an LC <sub>50</sub> lower than or equal to 200 ml/m <sup>3</sup> and saturated vapour concentration greater than or equal to 500 LC <sub>50</sub>
		3384 TOXIC BY INHALATION LIQUID, FLAMMABLE, N.O.S. with an LC <sub>50</sub> lower than or equal to 1000 ml/m <sup>3</sup> and saturated vapour concentration greater than or equal to 10 LC <sub>50</sub>
		2929 TOXIC LIQUID, FLAMMABLE, ORGANIC, N.O.S.
<b>Flammable</b>		
	<b>TF</b>	
(cont'd on next page)		

<sup>h</sup> Articles impregnated with this pesticide, such as fibreboard plates, paper strips, cotton-wool balls, sheets of plastics material, in hermetically closed wrappings, are not subject to the provisions of ADN.

<sup>i</sup> Mixtures of solids which are not subject to the provisions of ADN and of toxic liquids may be carried under UN No. 3243 without first applying the classification criteria of Class 6.1, provided there is no free liquid visible at the time the substance is loaded or at the time the packaging or cargo transport unit is closed. Each packaging shall correspond to a design type that has passed a leakproofness test at the packing group II level. This entry shall not be used for solids containing a packing group I liquid.

<sup>j</sup> Highly toxic and toxic flammable liquids having a flash-point below 23 °C are substances of Class 3 except those which are highly toxic by inhalation, as defined in 2.2.61.1.4 to 2.2.61.1.9. Liquids which are highly toxic by inhalation are indicated as "toxic by inhalation" in their proper shipping name in Column (2) or by special provision 354 in Column (6) of Table A of Chapter 3.2.

<sup>k</sup> Flammable liquids, slightly toxic, with the exception of substances and preparations used as pesticides, having a flash-point between 23 °C and 60 °C inclusive, are substances of Class 3.

Copyright © United Nations, 2019. All rights reserved

**2.2.61.3 List of collective entries (cont'd)****Toxic substances with subsidiary hazard(s) (cont'd)**

<b>Flammable TF</b> (cont'd)	<b>pesticides, liquid</b> (flash- point not less than 23 °C)	<b>TF2</b>	2991 CARBAMATE PESTICIDE, LIQUID, TOXIC, FLAMMABLE
			2993 ARSENICAL PESTICIDE, LIQUID, TOXIC, FLAMMABLE
			2995 ORGANOCHLORINE PESTICIDE, LIQUID, TOXIC, FLAMMABLE
	<b>solid</b>	<b>TF3</b>	2997 TRIAZINE PESTICIDE, LIQUID, TOXIC, FLAMMABLE
			3005 THIOCARBAMATE PESTICIDE, LIQUID, TOXIC, FLAMMABLE
			3009 COPPER BASED PESTICIDE, LIQUID, TOXIC, FLAMMABLE
			3011 MERCURY BASED PESTICIDE, LIQUID, TOXIC, FLAMMABLE
			3013 SUBSTITUTED NITROPHENOL PESTICIDE, LIQUID, TOXIC, FLAMMABLE
			3015 BIPYRIDILIUM PESTICIDE, LIQUID, TOXIC, FLAMMABLE
			3017 ORGANOPHOSPHORUS PESTICIDE, LIQUID, TOXIC, FLAMMABLE
			3019 ORGANOTIN PESTICIDE, LIQUID, TOXIC, FLAMMABLE
			3025 COUMARIN DERIVATIVE PESTICIDE, LIQUID, TOXIC, FLAMMABLE
			3347 PHENOXYACETIC ACID DERIVATIVE PESTICIDE, LIQUID, TOXIC, FLAMMABLE
			3351 PYRETHROID PESTICIDE, LIQUID, TOXIC, FLAMMABLE
			2903 PESTICIDE, LIQUID, TOXIC, FLAMMABLE, N.O.S.
<b>Solid, self-heating <sup>c</sup></b> <b>TS</b>			1700 TEAR GAS CANDLES
			2930 TOXIC SOLID, FLAMMABLE, ORGANIC, N.O.S.
			3535 TOXIC SOLID, FLAMMABLE, INORGANIC, N.O.S.
<b>Water-reactive <sup>d</sup></b> <b>TW</b>	<b>liquid</b>	<b>TW1</b>	3124 TOXIC SOLID, SELF-HEATING, N.O.S.
			3385 TOXIC BY INHALATION LIQUID, WATER-REACTIVE, N.O.S. with an LC <sub>50</sub> lower than or equal to 200 ml/m <sup>3</sup> and saturated vapour concentration greater than or equal to 500 LC <sub>50</sub>
			3386 TOXIC BY INHALATION LIQUID, WATER-REACTIVE, N.O.S. with an LC <sub>50</sub> lower than or equal to 1000 ml/m <sup>3</sup> and saturated vapour concentration greater than or equal to 10 LC <sub>50</sub>
	<b>solid <sup>a</sup></b>	<b>TW2</b>	3123 TOXIC LIQUID, WATER-REACTIVE, N.O.S.
			3125 TOXIC SOLID, WATER-REACTIVE, N.O.S.
<b>Oxidizing <sup>i</sup></b> <b>TO</b>	<b>liquid</b>	<b>TO1</b>	3387 TOXIC BY INHALATION LIQUID, OXIDIZING, N.O.S. with an LC <sub>50</sub> lower than or equal to 200 ml/m <sup>3</sup> and saturated vapour concentration greater than or equal to 500 LC <sub>50</sub>
			3388 TOXIC BY INHALATION LIQUID, OXIDIZING, N.O.S. with an LC <sub>50</sub> lower than or equal to 1000 ml/m <sup>3</sup> and saturated vapour concentration greater than or equal to 10 LC <sub>50</sub>
			3122 TOXIC LIQUID, OXIDIZING, N.O.S.
<b>Corro-sive <sup>m</sup></b> <b>TC</b>	<b>solid</b>	<b>TO2</b>	3086 TOXIC SOLID, OXIDIZING, N.O.S.
	<b>liquid</b>	<b>TC1</b>	3277 CHLOROFORMATES, TOXIC, CORROSIVE, N.O.S.
			3361 CHLOROSILANES, TOXIC, CORROSIVE, N.O.S.
			3389 TOXIC BY INHALATION LIQUID, CORROSIVE, N.O.S. with an LC <sub>50</sub> lower than or equal to 200 ml/m <sup>3</sup> and saturated vapour concentration greater than or equal to 500 LC <sub>50</sub>
			3390 TOXIC BY INHALATION LIQUID, CORROSIVE, N.O.S. with an LC <sub>50</sub> lower than or equal to 1000 ml/m <sup>3</sup> and saturated vapour concentration greater than or equal to 10 LC <sub>50</sub>
			2927 TOXIC LIQUID, CORROSIVE, ORGANIC, N.O.S.
	<b>solid</b>	<b>TC2</b>	2928 TOXIC SOLID, CORROSIVE, ORGANIC, N.O.S.

(cont'd on next page)

<sup>c</sup> Self-heating substances, slightly toxic and spontaneously combustible organometallic compounds, are substances of Class 4.2.<sup>d</sup> Water-reactive substances, slightly toxic, and water-reactive organometallic compounds, are substances of Class 4.3.<sup>i</sup> Oxidizing substances, slightly toxic, are substances of Class 5.1.<sup>m</sup> Substances slightly toxic and slightly corrosive, are substances of Class 8.<sup>n</sup> Metal phosphides assigned to UN Nos. 1360, 1397, 1432, 1714, 2011 and 2013 are substances of Class 4.3.

Copyright © United Nations, 2019. All rights reserved

**2.2.61.3 List of collective entries (cont'd)****Toxic substances with subsidiary hazard(s) (cont'd)**

<b>Corrosive<sup>m</sup> TC</b> (cont'd)			
	<b>inorga- nic</b>	<b>liquid TC3</b>	3389 TOXIC BY INHALATION LIQUID, CORROSIVE, N.O.S. with an LC <sub>50</sub> lower than or equal to 200 ml/m <sup>3</sup> and saturated vapour concentration greater than or equal to 500 LC <sub>50</sub> 3390 TOXIC BY INHALATION LIQUID, CORROSIVE, N.O.S. with an LC <sub>50</sub> lower than or equal to 1000 ml/m <sup>3</sup> and saturated vapour concentration greater than or equal to 10 LC <sub>50</sub> 3289 TOXIC LIQUID, CORROSIVE, INORGANIC, N.O.S.
		<b>solid TC4</b>	3290 TOXIC SOLID, CORROSIVE, INORGANIC, N.O.S.
<b>Flammable, corrosive</b>			2742 CHLOROFORMATES, TOXIC, CORROSIVE, FLAMMABLE, N.O.S. 3362 CHLOROSILANES, TOXIC, CORROSIVE, FLAMMABLE, N.O.S.
<b>TFC</b>			3488 TOXIC BY INHALATION LIQUID, FLAMMABLE, CORROSIVE, N.O.S. with an LC <sub>50</sub> lower than or equal to 200 ml/m <sup>3</sup> and saturated vapour concentration greater than or equal to 500 LC <sub>50</sub> 3489 TOXIC BY INHALATION LIQUID, FLAMMABLE, CORROSIVE, N.O.S. with an LC <sub>50</sub> lower than or equal to 1000 ml/m <sup>3</sup> and saturated vapour concentration greater than or equal to 10 LC <sub>50</sub>
<b>Flammable, water-reactive</b>			3490 TOXIC BY INHALATION LIQUID, WATER-REACTIVE, FLAMMABLE, N.O.S. with an LC <sub>50</sub> lower than or equal to 200 ml/m <sup>3</sup> and saturated vapour concentration greater than or equal to 500 LC <sub>50</sub>
<b>TFW</b>			3491 TOXIC BY INHALATION LIQUID, WATER-REACTIVE, FLAMMABLE, N.O.S. with an LC <sub>50</sub> lower than or equal to 1000 ml/m <sup>3</sup> and saturated vapour concentration greater than or equal to 10 LC <sub>50</sub>

<sup>m</sup> Substances slightly toxic and slightly corrosive, are substances of Class 8.



Copyright © United Nations, 2019. All rights reserved

**2.2.62 Class 6.2 Infectious substances**

**2.2.62.1 Criteria**

2.2.62.1.1 The heading of Class 6.2 covers infectious substances. For the purposes of ADN, infectious substances are substances which are known or are reasonably expected to contain pathogens. Pathogens are defined as micro-organisms (including bacteria, viruses, rickettsiae, parasites, fungi) and other agents such as prions, which can cause disease in humans or animals.

***NOTE 1:** Genetically modified microorganisms and organisms, biological products, diagnostic specimens and intentionally infected live animals shall be assigned to this Class if they meet the conditions for this Class.*

*The carriage of unintentionally or naturally infected live animals is subject only to the relevant rules and regulations of the respective countries of origin, transit and destination.*

***NOTE 2:** Toxins from plant, animal or bacterial sources which do not contain any infectious substances or organisms or which are not contained in them are substances of Class 6.1, UN No. 3172 or 3462.*

2.2.62.1.2 Substances of Class 6.2 are subdivided as follows:

- I1 Infectious substances affecting humans;
- I2 Infectious substances affecting animals only;
- I3 Clinical waste;
- I4 Biological substances, category B.

*Definitions*

2.2.62.1.3 For the purposes of ADN,

*"Biological products"* are those products derived from living organisms which are manufactured and distributed in accordance with the requirements of appropriate national authorities, which may have special licensing requirements, and are used either for prevention, treatment, or diagnosis of disease in humans or animals, or for development, experimental or investigational purposes related thereto. They include, but are not limited to, finished or unfinished products such as vaccines;

*"Cultures"* are the result of a process by which pathogens are intentionally propagated. This definition does not include human or animal patient specimens as defined in this paragraph;

*"Medical or clinical wastes"* are wastes derived from the medical treatment of animals or humans or from bio-research;

*"Patient specimens"* are those, collected directly from humans or animals, including, but not limited to, excreta, secretions, blood and its components, tissue and tissue fluid swabs, and body parts being carried for purposes such as research, diagnosis, investigational activities, disease treatment and prevention.

Copyright © United Nations, 2019. All rights reserved

*Classification*

- 2.2.62.1.4 Infectious substances shall be classified in Class 6.2 and assigned to UN Nos 2814, 2900, 3291 or 3373, as appropriate.

Infectious substances are divided into the following categories:

- 2.2.62.1.4.1 Category A: An infectious substance which is carried in a form that, when exposure to it occurs, is capable of causing permanent disability, life-threatening or fatal disease in otherwise healthy humans or animals. Indicative examples of substances that meet these criteria are given in the table in this paragraph.

**NOTE :** *An exposure occurs when an infectious substance is released outside of the protective packaging, resulting in physical contact with humans or animals.*

- (a) Infectious substances meeting these criteria which cause disease in humans or both in humans and animals shall be assigned to UN No. 2814. Infectious substances which cause disease only in animals shall be assigned to UN No. 2900;
- (b) Assignment to UN No. 2814 or UN No. 2900 shall be based on the known medical history and symptoms of the source human or animal, endemic local conditions, or professional judgement concerning individual circumstances of the source human or animal.

**NOTE 1:** *The proper shipping name for UN No. 2814 is "INFECTIOUS SUBSTANCE, AFFECTING HUMANS". The proper shipping name for UN No. 2900 is "INFECTIOUS SUBSTANCE, AFFECTING ANIMALS only".*

**NOTE 2:** *The following table is not exhaustive. Infectious substances, including new or emerging pathogens, which do not appear in the table but which meet the same criteria shall be assigned to Category A. In addition, if there is doubt as to whether or not a substance meets the criteria it shall be included in Category A.*

**NOTE 3:** *In the following table, the micro-organisms written in italics are bacteria, mycoplasmas, rickettsia or fungi.*

Copyright © United Nations, 2019. All rights reserved

INDICATIVE EXAMPLES OF INFECTIOUS SUBSTANCES INCLUDED IN CATEGORY A IN ANY FORM UNLESS OTHERWISE INDICATED (2.2.62.1.4.1)	
UN Number and name	Microorganism
<b>UN No. 2814</b> Infectious substances affecting humans	<i>Bacillus anthracis</i> (cultures only) <i>Brucella abortus</i> (cultures only) <i>Brucella melitensis</i> (cultures only) <i>Brucella suis</i> (cultures only) <i>Burkholderia mallei</i> - <i>Pseudomonas mallei</i> – Glanders (cultures only) <i>Burkholderia pseudomallei</i> – <i>Pseudomonas pseudomallei</i> (cultures only) <i>Chlamydia psittaci</i> - avian strains (cultures only) <i>Clostridium botulinum</i> (cultures only) <i>Coccidioides immitis</i> (cultures only) <i>Coxiella burnetii</i> (cultures only) Crimean-Congo haemorrhagic fever virus Dengue virus (cultures only) Eastern equine encephalitis virus (cultures only) <i>Escherichia coli</i> , verotoxigenic (cultures only) <sup>a</sup> Ebola virus Flexal virus <i>Francisella tularensis</i> (cultures only) Guanarito virus Hantaan virus Hantavirus causing haemorrhagic fever with renal syndrome Hendra virus Hepatitis B virus (cultures only) Herpes B virus (cultures only) Human immunodeficiency virus (cultures only) Highly pathogenic avian influenza virus (cultures only) Japanese Encephalitis virus (cultures only) Junin virus Kyasanur Forest disease virus Lassa virus Machupo virus Marburg virus Monkeypox virus <i>Mycobacterium tuberculosis</i> (cultures only) <sup>a</sup> Nipah virus Omsk haemorrhagic fever virus Poliovirus (cultures only) Rabies virus (cultures only) <i>Rickettsia prowazekii</i> (cultures only) <i>Rickettsia rickettsii</i> (cultures only) Rift Valley fever virus (cultures only) Russian spring-summer encephalitis virus (cultures only) Sabia virus <i>Shigella dysenteriae</i> type 1 (cultures only) <sup>a</sup> Tick-borne encephalitis virus (cultures only) Variola virus Venezuelan equine encephalitis virus (cultures only) West Nile virus (cultures only) Yellow fever virus (cultures only) <i>Yersinia pestis</i> (cultures only)

<sup>a</sup> Nevertheless, when the cultures are intended for diagnostic or clinical purposes, they may be classified as infectious substances of Category B.

Copyright © United Nations, 2019. All rights reserved

INDICATIVE EXAMPLES OF INFECTIOUS SUBSTANCES INCLUDED IN CATEGORY A IN ANY FORM UNLESS OTHERWISE INDICATED (2.2.62.1.4.1)	
UN Number and name	Microorganism
<b>UN No. 2900</b> Infectious substances affecting animals only	African swine fever virus (cultures only) Avian paramyxovirus Type 1 - Velogenic Newcastle disease virus (cultures only) Classical swine fever virus (cultures only) Foot and mouth disease virus (cultures only) Lumpy skin disease virus (cultures only) <i>Mycoplasma mycoides</i> - Contagious bovine pleuropneumonia (cultures only) Peste des petits ruminants virus (cultures only) Rinderpest virus (cultures only) Sheep-pox virus (cultures only) Goatpox virus (cultures only) Swine vesicular disease virus (cultures only) Vesicular stomatitis virus (cultures only)

- 2.2.62.1.4.2 Category B: An infectious substance which does not meet the criteria for inclusion in Category A. Infectious substances in Category B shall be assigned to UN No. 3373.

**NOTE:** The proper shipping name of UN No. 3373 is "BIOLOGICAL SUBSTANCE, CATEGORY B".

#### 2.2.62.1.5 Exemptions

- 2.2.62.1.5.1 Substances which do not contain infectious substances or substances which are unlikely to cause disease in humans or animals are not subject to the provisions of ADN unless they meet the criteria for inclusion in another class.

- 2.2.62.1.5.2 Substances containing microorganisms which are non-pathogenic to humans or animals are not subject to ADN unless they meet the criteria for inclusion in another class.

- 2.2.62.1.5.3 Substances in a form that any present pathogens have been neutralized or inactivated such that they no longer pose a health risk are not subject to ADN unless they meet the criteria for inclusion in another class.

**NOTE:** Medical equipment which has been drained of free liquid is deemed to meet the requirements of this paragraph and is not subject to the provisions of ADN.

- 2.2.62.1.5.4 Substances where the concentration of pathogens is at a level naturally encountered (including foodstuff and water samples) and which are not considered to pose a significant risk of infection are not subject to ADN unless they meet the criteria for inclusion in another class.

- 2.2.62.1.5.5 Dried blood spots, collected by applying a drop of blood onto absorbent material, are not subject to ADN.

- 2.2.62.1.5.6 Faecal occult blood screening samples are not subject to ADN.

- 2.2.62.1.5.7 Blood or blood components which have been collected for the purposes of transfusion or for the preparation of blood products to be used for transfusion or transplantation and any tissues or organs intended for use in transplantation as well as samples drawn in connection with such purposes are not subject to ADN.

Copyright © United Nations, 2019. All rights reserved

- 2.2.62.1.5.8 Human or animal specimens for which there is minimal likelihood that pathogens are present are not subject to ADN if the specimen is carried in a packaging which will prevent any leakage and which is marked with the words "Exempt human specimen" or "Exempt animal specimen", as appropriate.

The packaging is deemed to comply with the above requirements if it meets the following conditions:

- (a) The packaging consists of three components:
  - (i) a leak-proof primary receptacle(s);
  - (ii) a leak-proof secondary packaging; and
  - (iii) an outer packaging of adequate strength for its capacity, mass and intended use, and with at least one surface having minimum dimensions of 100 mm × 100 mm;
- (b) For liquids, absorbent material in sufficient quantity to absorb the entire contents is placed between the primary receptacle(s) and the secondary packaging so that, during carriage, any release or leak of a liquid substance will not reach the outer packaging and will not compromise the integrity of the cushioning material;
- (c) When multiple fragile primary receptacles are placed in a single secondary packaging, they are either individually wrapped or separated to prevent contact between them.

**NOTE 1:** *An element of professional judgement is required to determine if a substance is exempt under this paragraph. That judgement should be based on the known medical history, symptoms and individual circumstances of the source, human or animal, and endemic local conditions. Examples of specimens which may be carried under this paragraph include blood or urine tests to monitor cholesterol levels, blood glucose levels, hormone levels, or prostate specific antibodies (PSA); those required to monitor organ function such as heart, liver or kidney function for humans or animals with non-infectious diseases, or for therapeutic drug monitoring; those conducted for insurance or employment purposes and intended to determine the presence of drugs or alcohol; pregnancy tests; biopsies to detect cancer; and antibody detection in humans or animals in the absence of any concern for infection (e.g. evaluation of vaccine induced immunity, diagnosis of autoimmune disease, etc.).*

**NOTE 2:** *For air transport, packagings for specimens exempted under this paragraph shall meet the conditions in (a) to (c).*

- 2.2.62.1.5.9 Except for:

- (a) Medical waste (UN No. 3291);
- (b) Medical devices or equipment contaminated with or containing infectious substances in Category A (UN No. 2814 or UN No. 2900); and
- (c) Medical devices or equipment contaminated with or containing other dangerous goods that meet the definition of another class, medical devices or equipment potentially contaminated with or containing infectious substances which are being carried for disinfection, cleaning, sterilization, repair, or equipment evaluation are not subject to provisions of ADN other than those of this paragraph if packed in packagings designed and constructed in such a way that, under normal conditions of carriage, they cannot break, be punctured or leak their contents. Packagings shall be designed to meet the construction requirements listed in 6.1.4 or 6.6.4 of ADR.

Copyright © United Nations, 2019. All rights reserved

These packagings shall meet the general packing requirements of 4.1.1.1 and 4.1.1.2 of ADR and be capable of retaining the medical devices and equipment when dropped from a height of 1.2 m.

The packagings shall be marked "USED MEDICAL DEVICE" or "USED MEDICAL EQUIPMENT". When using overpacks, these shall be marked in the same way, except when the inscription remains visible.

2.2.62.1.6 to 2.2.62.1.8 (Reserved)

2.2.62.1.9 *Biological products*

For the purposes of ADN, biological products are divided into the following groups:

- (a) those which are manufactured and packaged in accordance with the requirements of appropriate national authorities and carried for the purposes of final packaging or distribution, and use for personal health care by medical professionals or individuals. Substances in this group are not subject to the provisions of ADN;
- (b) those which do not fall under paragraph (a) and are known or reasonably believed to contain infectious substances and which meet the criteria for inclusion in Category A or Category B. Substances in this group shall be assigned to UN No. 2814, UN No. 2900 or UN No. 3373, as appropriate.

**NOTE:** Some licensed biological products may present a biohazard only in certain parts of the world. In that case, competent authorities may require these biological products to be in compliance with local requirements for infectious substances or may impose other restrictions.

2.2.62.1.10 *Genetically modified micro-organisms and organisms*

Genetically modified micro-organisms not meeting the definition of infectious substance shall be classified according to section 2.2.9.

2.2.62.1.11 *Medical or clinical wastes*

2.2.62.1.11.1 Medical or clinical wastes containing Category A infectious substances shall be assigned to UN No. 2814 or UN No. 2900 as appropriate. Medical or clinical wastes containing infectious substances in Category B shall be assigned to UN No. 3291.

**NOTE:** Medical or clinical wastes assigned to number 18 01 03 (Wastes from human or animal health care and/or related research – wastes from natal care, diagnosis, treatment or prevention of disease in humans – wastes whose collection and disposal is subject to special requirement in order to prevent infection) or 18 02 02 (Wastes from human or animal health care and/or related research – wastes from research, diagnosis, treatment or prevention of disease involving animals – wastes whose collection and disposal is subject to special requirements in order to prevent infection) according to the list of wastes annexed to the Commission Decision 2000/532/EC<sup>4</sup> as amended, shall be classified according to the provisions set out in this paragraph, based on the medical or veterinary diagnosis concerning the patient or the animal.

<sup>4</sup> Commission Decision 2000/532/EC of 3 May 2000 replacing Decision 94/3/EC establishing a list of wastes pursuant to Article 1(a) of Council Directive 75/442/EEC on waste (replaced by Directive 2006/12/EC of the European Parliament and of the Council (Official Journal of the European Communities No. L 114 of 27 April 2006, page 9)) and Council Decision 94/904/EC establishing a list of hazardous waste pursuant to Article 1(4) of Council Directive 91/689/EEC on hazardous waste (Official Journal of the European Communities No. L 226 of 6 September 2000, page 3).

Copyright © United Nations, 2019. All rights reserved

- 2.2.62.1.11.2 Medical or clinical wastes which are reasonably believed to have a low probability of containing infectious substances shall be assigned to UN No. 3291. For the assignment, international, regional or national waste catalogues may be taken into account.

**NOTE 1:** *The proper shipping name for UN No. 3291 is "CLINICAL WASTE, UNSPECIFIED, N.O.S." or "(BIO) MEDICAL WASTE, N.O.S". or "REGULATED MEDICAL WASTE, N.O.S".*

**NOTE 2:** *Notwithstanding the classification criteria set out above, medical or clinical wastes assigned to number 18 01 04 (Wastes from human or animal health care and/or related research – wastes from natal care, diagnosis, treatment or prevention of disease in humans – wastes whose collection and disposal is not subject to special requirements in order to prevent infection) or 18 02 03 (Wastes from human or animal health care and/or related research – wastes from research, diagnosis, treatment or prevention of disease involving animals – wastes whose collection and disposal is not subject to special requirements in order to prevent infection) according to the list of wastes annexed to the Commission Decision 2000/532/EC<sup>4</sup> as amended, are not subject to the provisions of ADN.*

- 2.2.62.1.11.3 Decontaminated medical or clinical wastes which previously contained infectious substances are not subject to the provisions of ADN unless they meet the criteria for inclusion in another class.

- 2.2.62.1.11.4 Medical or clinical wastes assigned to UN No. 3291 are assigned to packing group II.

- 2.2.62.1.12 *Infected animals*

- 2.2.62.1.12.1 Unless an infectious substance cannot be consigned by any other means, live animals shall not be used to consign such a substance. A live animal which has been intentionally infected and is known or suspected to contain an infectious substance shall only be carried under terms and conditions approved by the competent authority.

**NOTE:** *The approval of the competent authorities shall be issued on the basis of the relevant rules for the carriage of live animals, taking into consideration dangerous goods aspects. The authorities that are competent to lay down these conditions and rules for approval shall be regulated at national level.*

*If there is no approval by a competent authority of a Contracting Party to ADN, the competent authority of a Contracting Party to ADN may recognize an approval issued by the competent authority of a country that is not a Contracting Party to ADN.*

*Rules for the carriage of livestock are, for example, contained in Council Regulation (EC) No 1/2005 of 22 December 2004 on the protection of animals during transport (Official Journal of the European Community No L 3 of 5 January 2005) as amended.*

- 2.2.62.1.12.2 *(Deleted)*

#### **2.2.62.2 Substances not accepted for carriage**

Live vertebrate or invertebrate animals shall not be used to carry an infectious agent unless the agent cannot be carried by other means or unless this carriage has been approved by the competent authority (see 2.2.62.1.12.1).

<sup>4</sup> *Commission Decision 2000/532/EC of 3 May 2000 replacing Decision 94/3/EC establishing a list of wastes pursuant to Article 1(a) of Council Directive 75/442/EEC on waste (replaced by Directive 2006/12/EC of the European Parliament and of the Council (Official Journal of the European Communities No. L 114 of 27 April 2006, page 9)) and Council Decision 94/904/EC establishing a list of hazardous waste pursuant to Article 1(4) of Council Directive 91/689/EEC on hazardous waste (Official Journal of the European Communities No. L 226 of 6 September 2000, page 3).*

Copyright © United Nations, 2019. All rights reserved

2.2.62.3      *List of collective entries*

Effects on humans	I1	2814    INFECTIOUS SUBSTANCE, AFFECTING HUMANS
Effects on animals only	I2	2900    INFECTIOUS SUBSTANCE, AFFECTING ANIMALS only
Clinical waste	I3	3291    CLINICAL WASTE, UNSPECIFIED, N.O.S. or 3291    (BIO)MEDICAL WASTE, N.O.S. or 3291    REGULATED MEDICAL WASTE, N.O.S.
Biological substances	I4	3373    BIOLOGICAL SUBSTANCE, CATEGORY B



Copyright © United Nations, 2019. All rights reserved

**2.2.7 Class 7 Radioactive material**

**2.2.7.1 Definitions**

2.2.7.1.1 *Radioactive material* means any material containing radionuclides where both the activity concentration and the total activity in the consignment exceed the values specified in 2.2.7.2.2.1 to 2.2.7.2.2.6.

2.2.7.1.2 *Contamination*

*Contamination* means the presence of a radioactive substance on a surface in quantities in excess of 0.4 Bq/cm<sup>2</sup> for beta and gamma emitters and low toxicity alpha emitters, or 0.04 Bq/cm<sup>2</sup> for all other alpha emitters.

*Non-fixed contamination* means contamination that can be removed from a surface during routine conditions of carriage.

*Fixed contamination* means contamination other than non-fixed contamination.

2.2.7.1.3 *Definitions of specific terms*

$A_1$  and  $A_2$

$A_1$  means the activity value of special form radioactive material which is listed in the Table in 2.2.7.2.2.1 or derived in 2.2.7.2.2.2 and is used to determine the activity limits for the requirements of ADN.

$A_2$  means the activity value of radioactive material, other than special form radioactive material, which is listed in the Table in 2.2.7.2.2.1 or derived in 2.2.7.2.2.2 and is used to determine the activity limits for the requirements of ADN.

*Fissile nuclides* means uranium-233, uranium-235, plutonium-239 and plutonium-241. Fissile material means a material containing any of the fissile nuclides. Excluded from the definition of fissile material are the following:

- (a) Natural uranium or depleted uranium which is unirradiated;
- (b) Natural uranium or depleted uranium which has been irradiated in thermal reactors only;
- (c) Material with fissile nuclides less than a total of 0.25 g;
- (d) Any combination of (a), (b) and/or (c).

These exclusions are only valid if there is no other material with fissile nuclides in the package or in the consignment if shipped unpackaged.

*Low dispersible radioactive material* means either a solid radioactive material or a solid radioactive material in a sealed capsule, that has limited dispersibility and is not in powder form.

*Low specific activity (LSA) material* means radioactive material which by its nature has a limited specific activity, or radioactive material for which limits of estimated average specific activity apply. External shielding materials surrounding the LSA material shall not be considered in determining the estimated average specific activity.

Copyright © United Nations, 2019. All rights reserved

*Low toxicity alpha emitters* are: natural uranium; depleted uranium; natural thorium; uranium-235 or uranium-238; thorium-232; thorium-228 and thorium-230 when contained in ores or physical and chemical concentrates; or alpha emitters with a half-life of less than 10 days.

*Specific activity of a radionuclide* means the activity per unit mass of that nuclide. The specific activity of a material shall mean the activity per unit mass of the material in which the radionuclides are essentially uniformly distributed.

*Special form radioactive material* means either:

- (a) An indispersible solid radioactive material; or
- (b) A sealed capsule containing radioactive material.

*Surface contaminated object (SCO)* means a solid object which is not itself radioactive but which has radioactive material distributed on its surface.

*Unirradiated thorium* means thorium containing not more than  $10^{-7}$  g of uranium-233 per gram of thorium-232.

*Unirradiated uranium* means uranium containing not more than  $2 \times 10^3$  Bq of plutonium per gram of uranium-235, not more than  $9 \times 10^6$  Bq of fission products per gram of uranium-235 and not more than  $5 \times 10^{-3}$  g of uranium-236 per gram of uranium-235.

*Uranium - natural, depleted, enriched* means the following:

*Natural uranium* means uranium (which may be chemically separated) containing the naturally occurring distribution of uranium isotopes (approximately 99.28% uranium-238, and 0.72% uranium-235 by mass).

*Depleted uranium* means uranium containing a lesser mass percentage of uranium-235 than in natural uranium.

*Enriched uranium* means uranium containing a greater mass percentage of uranium-235 than 0.72%.

In all cases, a very small mass percentage of uranium-234 is present.

## **2.2.7.2 Classification**

### **2.2.7.2.1 General provisions**

- 2.2.7.2.1.1 Radioactive material shall be assigned to one of the UN numbers specified in Table 2.2.7.2.1.1, in accordance with 2.2.7.2.4 and 2.2.7.2.5, taking into account the material characteristics determined in 2.2.7.2.3.

Copyright © United Nations, 2019. All rights reserved

Table 2.2.7.2.1.1 Assignment of UN numbers

UN Nos.	Proper shipping name and description <sup>a</sup>
<b>Excepted packages</b> (1.7.1.5)	
UN 2908	RADIOACTIVE MATERIAL, EXCEPTED PACKAGE - EMPTY PACKAGING
UN 2909	RADIOACTIVE MATERIAL, EXCEPTED PACKAGE – ARTICLES MANUFACTURED FROM NATURAL URANIUM or DEPLETED URANIUM or NATURAL THORIUM
UN 2910	RADIOACTIVE MATERIAL, EXCEPTED PACKAGE - LIMITED QUANTITY OF MATERIAL
UN 2911	RADIOACTIVE MATERIAL, EXCEPTED PACKAGE - INSTRUMENTS or ARTICLES
UN 3507	URANIUM HEXAFLUORIDE, RADIOACTIVE MATERIAL, EXCEPTED PACKAGE less than 0.1 kg per package, non-fissile or fissile-excepted <sup>b, c</sup>
<b>Low specific activity radioactive material</b> (2.2.7.2.3.1)	
UN 2912	RADIOACTIVE MATERIAL, LOW SPECIFIC ACTIVITY (LSA-I), non-fissile or fissile-excepted <sup>b</sup>
UN 3321	RADIOACTIVE MATERIAL, LOW SPECIFIC ACTIVITY (LSA-II), non fissile or fissile-excepted <sup>b</sup>
UN 3322	RADIOACTIVE MATERIAL, LOW SPECIFIC ACTIVITY (LSA-III), non fissile or fissile-excepted <sup>b</sup>
UN 3324	RADIOACTIVE MATERIAL, LOW SPECIFIC ACTIVITY (LSA-II), FISSILE
UN 3325	RADIOACTIVE MATERIAL, LOW SPECIFIC ACTIVITY (LSA-III), FISSILE
<b>Surface contaminated objects</b> (2.2.7.2.3.2)	
UN 2913	RADIOACTIVE MATERIAL, SURFACE CONTAMINATED OBJECTS (SCO-I or SCO-II), non-fissile or fissile-excepted <sup>b</sup>
UN 3326	RADIOACTIVE MATERIAL, SURFACE CONTAMINATED OBJECTS (SCO-I or SCO-II), FISSILE
<b>Type A packages</b> (2.2.7.2.4.4)	
UN 2915	RADIOACTIVE MATERIAL, TYPE A PACKAGE, non-special form, non-fissile or fissile-excepted <sup>b</sup>
UN 3327	RADIOACTIVE MATERIAL, TYPE A PACKAGE, FISSILE, non-special form
UN 3332	RADIOACTIVE MATERIAL, TYPE A PACKAGE, SPECIAL FORM, non fissile or fissile-excepted <sup>b</sup>
UN 3333	RADIOACTIVE MATERIAL, TYPE A PACKAGE, SPECIAL FORM, FISSILE
<b>Type B(U) packages</b> (2.2.7.2.4.6)	
UN 2916	RADIOACTIVE MATERIAL, TYPE B(U) PACKAGE, non-fissile or fissile-excepted <sup>b</sup>
UN 3328	RADIOACTIVE MATERIAL, TYPE B(U) PACKAGE, FISSILE
<b>Type B(M) packages</b> (2.2.7.2.4.6)	
UN 2917	RADIOACTIVE MATERIAL, TYPE B(M) PACKAGE, non-fissile or fissile-excepted <sup>b</sup>
UN 3329	RADIOACTIVE MATERIAL, TYPE B(M) PACKAGE, FISSILE
<b>Type C packages</b> (2.2.7.2.4.6)	
UN 3323	RADIOACTIVE MATERIAL, TYPE C PACKAGE, non fissile or fissile-excepted <sup>b</sup>
UN 3330	RADIOACTIVE MATERIAL, TYPE C PACKAGE, FISSILE

Copyright © United Nations, 2019. All rights reserved

<b>Special arrangement</b> (2.2.7.2.5)	
UN 2919	RADIOACTIVE MATERIAL, TRANSPORTED UNDER SPECIAL ARRANGEMENT, non-fissile or fissile-excepted <sup>b</sup>
UN 3331	RADIOACTIVE MATERIAL, TRANSPORTED UNDER SPECIAL ARRANGEMENT, FISSILE
<b>Uranium hexafluoride</b> (2.2.7.2.4.5)	
UN 2977	RADIOACTIVE MATERIAL, URANIUM HEXAFLUORIDE, FISSILE
UN 2978	RADIOACTIVE MATERIAL, URANIUM HEXAFLUORIDE, non-fissile or fissile-excepted <sup>b</sup>
UN 3507	URANIUM HEXAFLUORIDE, RADIOACTIVE MATERIAL, EXCEPTED PACKAGE less than 0.1 kg per package, non-fissile or fissile-excepted <sup>b, c</sup>

<sup>a</sup> The proper shipping name is found in the column "proper shipping name and description" and is restricted to that part shown in capital letters. In the cases of UN Nos. 2909, 2911, 2913 and 3326, where alternative proper shipping names are separated by the word "or" only the relevant proper shipping name shall be used.

<sup>b</sup> The term "fissile-excepted" refers only to material excepted under 2.2.7.2.3.5.

<sup>c</sup> For UN No. 3507, see also special provision 369 in Chapter 3.3.

#### 2.2.7.2.2 Determination of radionuclide values

2.2.7.2.2.1 The following basic values for individual radionuclides are given in Table 2.2.7.2.2.1:

- (a)  $A_1$  and  $A_2$  in TBq;
- (b) Activity concentration limits for exempt material in Bq/g; and
- (c) Activity limits for exempt consignments in Bq.

Copyright © United Nations, 2019. All rights reserved

Table 2.2.7.2.2.1: Basic radionuclides values for individual radionuclides

Radionuclide (atomic number)	$A_1$ (TBq)	$A_2$ (TBq)	Activity concentration limit for exempt material (Bq/g)	Activity limit for an exempt consignment (Bq)
Actinium (89)				
Ac-225 (a)	$8 \times 10^{-1}$	$6 \times 10^{-3}$	$1 \times 10^1$	$1 \times 10^4$
Ac-227 (a)	$9 \times 10^{-1}$	$9 \times 10^{-5}$	$1 \times 10^{-1}$	$1 \times 10^3$
Ac-228	$6 \times 10^{-1}$	$5 \times 10^{-1}$	$1 \times 10^1$	$1 \times 10^6$
Silver (47)				
Ag-105	$2 \times 10^0$	$2 \times 10^0$	$1 \times 10^2$	$1 \times 10^6$
Ag-108m (a)	$7 \times 10^{-1}$	$7 \times 10^{-1}$	$1 \times 10^1$ (b)	$1 \times 10^6$ (b)
Ag-110m (a)	$4 \times 10^{-1}$	$4 \times 10^{-1}$	$1 \times 10^1$	$1 \times 10^6$
Ag-111	$2 \times 10^0$	$6 \times 10^{-1}$	$1 \times 10^3$	$1 \times 10^6$
Aluminium (13)				
Al-26	$1 \times 10^{-1}$	$1 \times 10^{-1}$	$1 \times 10^1$	$1 \times 10^5$
Americium (95)				
Am-241	$1 \times 10^1$	$1 \times 10^{-3}$	$1 \times 10^0$	$1 \times 10^4$
Am-242m (a)	$1 \times 10^1$	$1 \times 10^{-3}$	$1 \times 10^0$ (b)	$1 \times 10^4$ (b)
Am-243 (a)	$5 \times 10^0$	$1 \times 10^{-3}$	$1 \times 10^0$ (b)	$1 \times 10^3$ (b)
Argon (18)				
Ar-37	$4 \times 10^1$	$4 \times 10^1$	$1 \times 10^6$	$1 \times 10^8$
Ar-39	$4 \times 10^1$	$2 \times 10^1$	$1 \times 10^7$	$1 \times 10^4$
Ar-41	$3 \times 10^{-1}$	$3 \times 10^{-1}$	$1 \times 10^2$	$1 \times 10^9$
Arsenic (33)				
As-72	$3 \times 10^{-1}$	$3 \times 10^{-1}$	$1 \times 10^1$	$1 \times 10^5$
As-73	$4 \times 10^1$	$4 \times 10^1$	$1 \times 10^3$	$1 \times 10^7$
As-74	$1 \times 10^0$	$9 \times 10^{-1}$	$1 \times 10^1$	$1 \times 10^6$
As-76	$3 \times 10^{-1}$	$3 \times 10^{-1}$	$1 \times 10^2$	$1 \times 10^5$
As-77	$2 \times 10^1$	$7 \times 10^{-1}$	$1 \times 10^3$	$1 \times 10^6$
Astatine (85)				
At-211 (a)	$2 \times 10^1$	$5 \times 10^{-1}$	$1 \times 10^3$	$1 \times 10^7$
Gold (79)				
Au-193	$7 \times 10^0$	$2 \times 10^0$	$1 \times 10^2$	$1 \times 10^7$
Au-194	$1 \times 10^0$	$1 \times 10^0$	$1 \times 10^1$	$1 \times 10^6$

Copyright © United Nations, 2019. All rights reserved

Radionuclide (atomic number)	$A_1$ (TBq)	$A_2$ (TBq)	Activity concentration limit for exempt material (Bq/g)	Activity limit for an exempt consignment (Bq)
Au-195	$1 \times 10^1$	$6 \times 10^0$	$1 \times 10^2$	$1 \times 10^7$
Au-198	$1 \times 10^0$	$6 \times 10^{-1}$	$1 \times 10^2$	$1 \times 10^6$
Au-199	$1 \times 10^1$	$6 \times 10^{-1}$	$1 \times 10^2$	$1 \times 10^6$
Barium (56)				
Ba-131 (a)	$2 \times 10^0$	$2 \times 10^0$	$1 \times 10^2$	$1 \times 10^6$
Ba-133	$3 \times 10^0$	$3 \times 10^0$	$1 \times 10^2$	$1 \times 10^6$
Ba-133m	$2 \times 10^1$	$6 \times 10^{-1}$	$1 \times 10^2$	$1 \times 10^6$
Ba-140 (a)	$5 \times 10^{-1}$	$3 \times 10^{-1}$	$1 \times 10^1$ (b)	$1 \times 10^5$ (b)
Beryllium (4)				
Be-7	$2 \times 10^1$	$2 \times 10^1$	$1 \times 10^3$	$1 \times 10^7$
Be-10	$4 \times 10^1$	$6 \times 10^{-1}$	$1 \times 10^4$	$1 \times 10^6$
Bismuth (83)				
Bi-205	$7 \times 10^{-1}$	$7 \times 10^{-1}$	$1 \times 10^1$	$1 \times 10^6$
Bi-206	$3 \times 10^{-1}$	$3 \times 10^{-1}$	$1 \times 10^1$	$1 \times 10^5$
Bi-207	$7 \times 10^{-1}$	$7 \times 10^{-1}$	$1 \times 10^1$	$1 \times 10^6$
Bi-210	$1 \times 10^0$	$6 \times 10^{-1}$	$1 \times 10^3$	$1 \times 10^6$
Bi-210m (a)	$6 \times 10^{-1}$	$2 \times 10^{-2}$	$1 \times 10^1$	$1 \times 10^5$
Bi-212 (a)	$7 \times 10^{-1}$	$6 \times 10^{-1}$	$1 \times 10^1$ (b)	$1 \times 10^5$ (b)
Berkelium (97)				
Bk-247	$8 \times 10^0$	$8 \times 10^{-4}$	$1 \times 10^0$	$1 \times 10^4$
Bk-249 (a)	$4 \times 10^1$	$3 \times 10^{-1}$	$1 \times 10^3$	$1 \times 10^6$
Bromine (35)				
Br-76	$4 \times 10^{-1}$	$4 \times 10^{-1}$	$1 \times 10^1$	$1 \times 10^5$
Br-77	$3 \times 10^0$	$3 \times 10^0$	$1 \times 10^2$	$1 \times 10^6$
Br-82	$4 \times 10^{-1}$	$4 \times 10^{-1}$	$1 \times 10^1$	$1 \times 10^6$
Carbon (6)				
C-11	$1 \times 10^0$	$6 \times 10^{-1}$	$1 \times 10^1$	$1 \times 10^6$
C-14	$4 \times 10^1$	$3 \times 10^0$	$1 \times 10^4$	$1 \times 10^7$
Calcium (20)				
Ca-41	Unlimited	Unlimited	$1 \times 10^5$	$1 \times 10^7$
Ca-45	$4 \times 10^1$	$1 \times 10^0$	$1 \times 10^4$	$1 \times 10^7$

Copyright © United Nations, 2019. All rights reserved

Radionuclide (atomic number)	$A_1$ (TBq)	$A_2$ (TBq)	Activity concentration limit for exempt material (Bq/g)	Activity limit for an exempt consignment (Bq)
Ca-47 (a)	$3 \times 10^0$	$3 \times 10^{-1}$	$1 \times 10^1$	$1 \times 10^6$
Cadmium (48)				
Cd-109	$3 \times 10^1$	$2 \times 10^0$	$1 \times 10^4$	$1 \times 10^6$
Cd-113m	$4 \times 10^1$	$5 \times 10^{-1}$	$1 \times 10^3$	$1 \times 10^6$
Cd-115 (a)	$3 \times 10^0$	$4 \times 10^{-1}$	$1 \times 10^2$	$1 \times 10^6$
Cd-115m	$5 \times 10^{-1}$	$5 \times 10^{-1}$	$1 \times 10^3$	$1 \times 10^6$
Cerium (58)				
Ce-139	$7 \times 10^0$	$2 \times 10^0$	$1 \times 10^2$	$1 \times 10^6$
Ce-141	$2 \times 10^1$	$6 \times 10^{-1}$	$1 \times 10^2$	$1 \times 10^7$
Ce-143	$9 \times 10^{-1}$	$6 \times 10^{-1}$	$1 \times 10^2$	$1 \times 10^6$
Ce-144 (a)	$2 \times 10^{-1}$	$2 \times 10^{-1}$	$1 \times 10^2$ (b)	$1 \times 10^5$ (b)
Californium (98)				
Cf-248	$4 \times 10^1$	$6 \times 10^{-3}$	$1 \times 10^1$	$1 \times 10^4$
Cf-249	$3 \times 10^0$	$8 \times 10^{-4}$	$1 \times 10^0$	$1 \times 10^3$
Cf-250	$2 \times 10^1$	$2 \times 10^{-3}$	$1 \times 10^1$	$1 \times 10^4$
Cf-251	$7 \times 10^0$	$7 \times 10^{-4}$	$1 \times 10^0$	$1 \times 10^3$
Cf-252	$1 \times 10^{-1}$	$3 \times 10^{-3}$	$1 \times 10^1$	$1 \times 10^4$
Cf-253 (a)	$4 \times 10^1$	$4 \times 10^{-2}$	$1 \times 10^2$	$1 \times 10^5$
Cf-254	$1 \times 10^{-3}$	$1 \times 10^{-3}$	$1 \times 10^0$	$1 \times 10^3$
Chlorine (17)				
Cl-36	$1 \times 10^1$	$6 \times 10^{-1}$	$1 \times 10^4$	$1 \times 10^6$
Cl-38	$2 \times 10^{-1}$	$2 \times 10^{-1}$	$1 \times 10^1$	$1 \times 10^5$
Curium (96)				
Cm-240	$4 \times 10^1$	$2 \times 10^{-2}$	$1 \times 10^2$	$1 \times 10^5$
Cm-241	$2 \times 10^0$	$1 \times 10^0$	$1 \times 10^2$	$1 \times 10^6$
Cm-242	$4 \times 10^1$	$1 \times 10^{-2}$	$1 \times 10^2$	$1 \times 10^5$
Cm-243	$9 \times 10^0$	$1 \times 10^{-3}$	$1 \times 10^0$	$1 \times 10^4$
Cm-244	$2 \times 10^1$	$2 \times 10^{-3}$	$1 \times 10^1$	$1 \times 10^4$
Cm-245	$9 \times 10^0$	$9 \times 10^{-4}$	$1 \times 10^0$	$1 \times 10^3$
Cm-246	$9 \times 10^0$	$9 \times 10^{-4}$	$1 \times 10^0$	$1 \times 10^3$
Cm-247 (a)	$3 \times 10^0$	$1 \times 10^{-3}$	$1 \times 10^0$	$1 \times 10^4$

Copyright © United Nations, 2019. All rights reserved

Radionuclide (atomic number)	$A_1$ (TBq)	$A_2$ (TBq)	Activity concentration limit for exempt material (Bq/g)	Activity limit for an exempt consignment (Bq)
Cm-248	$2 \times 10^{-2}$	$3 \times 10^{-4}$	$1 \times 10^0$	$1 \times 10^3$
Cobalt (27)				
Co-55	$5 \times 10^{-1}$	$5 \times 10^{-1}$	$1 \times 10^1$	$1 \times 10^6$
Co-56	$3 \times 10^{-1}$	$3 \times 10^{-1}$	$1 \times 10^1$	$1 \times 10^5$
Co-57	$1 \times 10^1$	$1 \times 10^1$	$1 \times 10^2$	$1 \times 10^6$
Co-58	$1 \times 10^0$	$1 \times 10^0$	$1 \times 10^1$	$1 \times 10^6$
Co-58m	$4 \times 10^1$	$4 \times 10^1$	$1 \times 10^4$	$1 \times 10^7$
Co-60	$4 \times 10^{-1}$	$4 \times 10^{-1}$	$1 \times 10^1$	$1 \times 10^5$
Chromium (24)				
Cr-51	$3 \times 10^1$	$3 \times 10^1$	$1 \times 10^3$	$1 \times 10^7$
Caesium (55)				
Cs-129	$4 \times 10^0$	$4 \times 10^0$	$1 \times 10^2$	$1 \times 10^5$
Cs-131	$3 \times 10^1$	$3 \times 10^1$	$1 \times 10^3$	$1 \times 10^6$
Cs-132	$1 \times 10^0$	$1 \times 10^0$	$1 \times 10^1$	$1 \times 10^5$
Cs-134	$7 \times 10^{-1}$	$7 \times 10^{-1}$	$1 \times 10^1$	$1 \times 10^4$
Cs-134m	$4 \times 10^1$	$6 \times 10^{-1}$	$1 \times 10^3$	$1 \times 10^5$
Cs-135	$4 \times 10^1$	$1 \times 10^0$	$1 \times 10^4$	$1 \times 10^7$
Cs-136	$5 \times 10^{-1}$	$5 \times 10^{-1}$	$1 \times 10^1$	$1 \times 10^5$
Cs-137 (a)	$2 \times 10^0$	$6 \times 10^{-1}$	$1 \times 10^1$ (b)	$1 \times 10^4$ (b)
Copper (29)				
Cu-64	$6 \times 10^0$	$1 \times 10^0$	$1 \times 10^2$	$1 \times 10^6$
Cu-67	$1 \times 10^1$	$7 \times 10^{-1}$	$1 \times 10^2$	$1 \times 10^6$
Dysprosium (66)				
Dy-159	$2 \times 10^1$	$2 \times 10^1$	$1 \times 10^3$	$1 \times 10^7$
Dy-165	$9 \times 10^{-1}$	$6 \times 10^{-1}$	$1 \times 10^3$	$1 \times 10^6$
Dy-166 (a)	$9 \times 10^{-1}$	$3 \times 10^{-1}$	$1 \times 10^3$	$1 \times 10^6$
Erbium (68)				
Er-169	$4 \times 10^1$	$1 \times 10^0$	$1 \times 10^4$	$1 \times 10^7$
Er-171	$8 \times 10^{-1}$	$5 \times 10^{-1}$	$1 \times 10^2$	$1 \times 10^6$
Europium (63)				
Eu-147	$2 \times 10^0$	$2 \times 10^0$	$1 \times 10^2$	$1 \times 10^6$



Copyright © United Nations, 2019. All rights reserved

Radionuclide (atomic number)	$A_1$ (TBq)	$A_2$ (TBq)	Activity concentration limit for exempt material (Bq/g)	Activity limit for an exempt consignment (Bq)
Eu-148	$5 \times 10^{-1}$	$5 \times 10^{-1}$	$1 \times 10^1$	$1 \times 10^6$
Eu-149	$2 \times 10^1$	$2 \times 10^1$	$1 \times 10^2$	$1 \times 10^7$
Eu-150 (short lived)	$2 \times 10^0$	$7 \times 10^{-1}$	$1 \times 10^3$	$1 \times 10^6$
Eu-150 (long lived)	$7 \times 10^{-1}$	$7 \times 10^{-1}$	$1 \times 10^1$	$1 \times 10^6$
Eu-152	$1 \times 10^0$	$1 \times 10^0$	$1 \times 10^1$	$1 \times 10^6$
Eu-152m	$8 \times 10^{-1}$	$8 \times 10^{-1}$	$1 \times 10^2$	$1 \times 10^6$
Eu-154	$9 \times 10^{-1}$	$6 \times 10^{-1}$	$1 \times 10^1$	$1 \times 10^6$
Eu-155	$2 \times 10^1$	$3 \times 10^0$	$1 \times 10^2$	$1 \times 10^7$
Eu-156	$7 \times 10^{-1}$	$7 \times 10^{-1}$	$1 \times 10^1$	$1 \times 10^6$
Fluorine (9)				
F-18	$1 \times 10^0$	$6 \times 10^{-1}$	$1 \times 10^1$	$1 \times 10^6$
Iron (26)				
Fe-52 (a)	$3 \times 10^{-1}$	$3 \times 10^{-1}$	$1 \times 10^1$	$1 \times 10^6$
Fe-55	$4 \times 10^1$	$4 \times 10^1$	$1 \times 10^4$	$1 \times 10^6$
Fe-59	$9 \times 10^{-1}$	$9 \times 10^{-1}$	$1 \times 10^1$	$1 \times 10^6$
Fe-60 (a)	$4 \times 10^1$	$2 \times 10^{-1}$	$1 \times 10^2$	$1 \times 10^5$
Gallium (31)				
Ga-67	$7 \times 10^0$	$3 \times 10^0$	$1 \times 10^2$	$1 \times 10^6$
Ga-68	$5 \times 10^{-1}$	$5 \times 10^{-1}$	$1 \times 10^1$	$1 \times 10^5$
Ga-72	$4 \times 10^{-1}$	$4 \times 10^{-1}$	$1 \times 10^1$	$1 \times 10^5$
Gadolinium (64)				
Gd-146 (a)	$5 \times 10^{-1}$	$5 \times 10^{-1}$	$1 \times 10^1$	$1 \times 10^6$
Gd-148	$2 \times 10^1$	$2 \times 10^{-3}$	$1 \times 10^1$	$1 \times 10^4$
Gd-153	$1 \times 10^1$	$9 \times 10^0$	$1 \times 10^2$	$1 \times 10^7$
Gd-159	$3 \times 10^0$	$6 \times 10^{-1}$	$1 \times 10^3$	$1 \times 10^6$
Germanium (32)				
Ge-68 (a)	$5 \times 10^{-1}$	$5 \times 10^{-1}$	$1 \times 10^1$	$1 \times 10^5$
Ge-71	$4 \times 10^1$	$4 \times 10^1$	$1 \times 10^4$	$1 \times 10^8$
Ge-77	$3 \times 10^{-1}$	$3 \times 10^{-1}$	$1 \times 10^1$	$1 \times 10^5$
Hafnium (72)				
Hf-172 (a)	$6 \times 10^{-1}$	$6 \times 10^{-1}$	$1 \times 10^1$	$1 \times 10^6$

Copyright © United Nations, 2019. All rights reserved

Radionuclide (atomic number)	$A_1$ (TBq)	$A_2$ (TBq)	Activity concentration limit for exempt material (Bq/g)	Activity limit for an exempt consignment (Bq)
Hf-175	$3 \times 10^0$	$3 \times 10^0$	$1 \times 10^2$	$1 \times 10^6$
Hf-181	$2 \times 10^0$	$5 \times 10^{-1}$	$1 \times 10^1$	$1 \times 10^6$
Hf-182	Unlimited	Unlimited	$1 \times 10^2$	$1 \times 10^6$
Mercury (80)				
Hg-194 (a)	$1 \times 10^0$	$1 \times 10^0$	$1 \times 10^1$	$1 \times 10^6$
Hg-195m (a)	$3 \times 10^0$	$7 \times 10^{-1}$	$1 \times 10^2$	$1 \times 10^6$
Hg-197	$2 \times 10^1$	$1 \times 10^1$	$1 \times 10^2$	$1 \times 10^7$
Hg-197m	$1 \times 10^1$	$4 \times 10^{-1}$	$1 \times 10^2$	$1 \times 10^6$
Hg-203	$5 \times 10^0$	$1 \times 10^0$	$1 \times 10^2$	$1 \times 10^5$
Holmium (67)				
Ho-166	$4 \times 10^{-1}$	$4 \times 10^{-1}$	$1 \times 10^3$	$1 \times 10^5$
Ho-166m	$6 \times 10^{-1}$	$5 \times 10^{-1}$	$1 \times 10^1$	$1 \times 10^6$
Iodine (53)				
I-123	$6 \times 10^0$	$3 \times 10^0$	$1 \times 10^2$	$1 \times 10^7$
I-124	$1 \times 10^0$	$1 \times 10^0$	$1 \times 10^1$	$1 \times 10^6$
I-125	$2 \times 10^1$	$3 \times 10^0$	$1 \times 10^3$	$1 \times 10^6$
I-126	$2 \times 10^0$	$1 \times 10^0$	$1 \times 10^2$	$1 \times 10^6$
I-129	Unlimited	Unlimited	$1 \times 10^2$	$1 \times 10^5$
I-131	$3 \times 10^0$	$7 \times 10^{-1}$	$1 \times 10^2$	$1 \times 10^6$
I-132	$4 \times 10^{-1}$	$4 \times 10^{-1}$	$1 \times 10^1$	$1 \times 10^5$
I-133	$7 \times 10^{-1}$	$6 \times 10^{-1}$	$1 \times 10^1$	$1 \times 10^6$
I-134	$3 \times 10^{-1}$	$3 \times 10^{-1}$	$1 \times 10^1$	$1 \times 10^5$
I-135 (a)	$6 \times 10^{-1}$	$6 \times 10^{-1}$	$1 \times 10^1$	$1 \times 10^6$
Indium (49)				
In-111	$3 \times 10^0$	$3 \times 10^0$	$1 \times 10^2$	$1 \times 10^6$
In-113m	$4 \times 10^0$	$2 \times 10^0$	$1 \times 10^2$	$1 \times 10^6$
In-114m (a)	$1 \times 10^1$	$5 \times 10^{-1}$	$1 \times 10^2$	$1 \times 10^6$
In-115m	$7 \times 10^0$	$1 \times 10^0$	$1 \times 10^2$	$1 \times 10^6$
Iridium (77)				
Ir-189 (a)	$1 \times 10^1$	$1 \times 10^1$	$1 \times 10^2$	$1 \times 10^7$
Ir-190	$7 \times 10^{-1}$	$7 \times 10^{-1}$	$1 \times 10^1$	$1 \times 10^6$

Copyright © United Nations, 2019. All rights reserved

Radionuclide (atomic number)	$A_1$ (TBq)	$A_2$ (TBq)	Activity concentration limit for exempt material (Bq/g)	Activity limit for an exempt consignment (Bq)
Ir-192	$1 \times 10^0$ (c)	$6 \times 10^{-1}$	$1 \times 10^1$	$1 \times 10^4$
Ir-194	$3 \times 10^{-1}$	$3 \times 10^{-1}$	$1 \times 10^2$	$1 \times 10^5$
Potassium (19)				
K-40	$9 \times 10^{-1}$	$9 \times 10^{-1}$	$1 \times 10^2$	$1 \times 10^6$
K-42	$2 \times 10^{-1}$	$2 \times 10^{-1}$	$1 \times 10^2$	$1 \times 10^6$
K-43	$7 \times 10^{-1}$	$6 \times 10^{-1}$	$1 \times 10^1$	$1 \times 10^6$
Krypton (36)				
Kr-79	$4 \times 10^0$	$2 \times 10^0$	$1 \times 10^3$	$1 \times 10^5$
Kr-81	$4 \times 10^1$	$4 \times 10^1$	$1 \times 10^4$	$1 \times 10^7$
Kr-85	$1 \times 10^1$	$1 \times 10^1$	$1 \times 10^5$	$1 \times 10^4$
Kr-85m	$8 \times 10^0$	$3 \times 10^0$	$1 \times 10^3$	$1 \times 10^{10}$
Kr-87	$2 \times 10^{-1}$	$2 \times 10^{-1}$	$1 \times 10^2$	$1 \times 10^9$
Lanthanum (57)				
La-137	$3 \times 10^1$	$6 \times 10^0$	$1 \times 10^3$	$1 \times 10^7$
La-140	$4 \times 10^{-1}$	$4 \times 10^{-1}$	$1 \times 10^1$	$1 \times 10^5$
Lutetium (71)				
Lu-172	$6 \times 10^{-1}$	$6 \times 10^{-1}$	$1 \times 10^1$	$1 \times 10^6$
Lu-173	$8 \times 10^0$	$8 \times 10^0$	$1 \times 10^2$	$1 \times 10^7$
Lu-174	$9 \times 10^0$	$9 \times 10^0$	$1 \times 10^2$	$1 \times 10^7$
Lu-174m	$2 \times 10^1$	$1 \times 10^1$	$1 \times 10^2$	$1 \times 10^7$
Lu-177	$3 \times 10^1$	$7 \times 10^{-1}$	$1 \times 10^3$	$1 \times 10^7$
Magnesium (12)				
Mg-28 (a)	$3 \times 10^{-1}$	$3 \times 10^{-1}$	$1 \times 10^1$	$1 \times 10^5$
Manganese (25)				
Mn-52	$3 \times 10^{-1}$	$3 \times 10^{-1}$	$1 \times 10^1$	$1 \times 10^5$
Mn-53	Unlimited	Unlimited	$1 \times 10^4$	$1 \times 10^9$
Mn-54	$1 \times 10^0$	$1 \times 10^0$	$1 \times 10^1$	$1 \times 10^6$
Mn-56	$3 \times 10^{-1}$	$3 \times 10^{-1}$	$1 \times 10^1$	$1 \times 10^5$
Molybdenum (42)				
Mo-93	$4 \times 10^1$	$2 \times 10^1$	$1 \times 10^3$	$1 \times 10^8$
Mo-99 (a)	$1 \times 10^0$	$6 \times 10^{-1}$	$1 \times 10^2$	$1 \times 10^6$

Copyright © United Nations, 2019. All rights reserved

Radionuclide (atomic number)	$A_1$ (TBq)	$A_2$ (TBq)	Activity concentration limit for exempt material (Bq/g)	Activity limit for an exempt consignment (Bq)
Nitrogen (7)				
N-13	$9 \times 10^{-1}$	$6 \times 10^{-1}$	$1 \times 10^2$	$1 \times 10^9$
Sodium (11)				
Na-22	$5 \times 10^{-1}$	$5 \times 10^{-1}$	$1 \times 10^1$	$1 \times 10^6$
Na-24	$2 \times 10^{-1}$	$2 \times 10^{-1}$	$1 \times 10^1$	$1 \times 10^5$
Niobium (41)				
Nb-93m	$4 \times 10^1$	$3 \times 10^1$	$1 \times 10^4$	$1 \times 10^7$
Nb-94	$7 \times 10^{-1}$	$7 \times 10^{-1}$	$1 \times 10^1$	$1 \times 10^6$
Nb-95	$1 \times 10^0$	$1 \times 10^0$	$1 \times 10^1$	$1 \times 10^6$
Nb-97	$9 \times 10^{-1}$	$6 \times 10^{-1}$	$1 \times 10^1$	$1 \times 10^6$
Neodymium (60)				
Nd-147	$6 \times 10^0$	$6 \times 10^{-1}$	$1 \times 10^2$	$1 \times 10^6$
Nd-149	$6 \times 10^{-1}$	$5 \times 10^{-1}$	$1 \times 10^2$	$1 \times 10^6$
Nickel (28)				
Ni-59	Unlimited	Unlimited	$1 \times 10^4$	$1 \times 10^8$
Ni-63	$4 \times 10^1$	$3 \times 10^1$	$1 \times 10^5$	$1 \times 10^8$
Ni-65	$4 \times 10^{-1}$	$4 \times 10^{-1}$	$1 \times 10^1$	$1 \times 10^6$
Neptunium (93)				
Np-235	$4 \times 10^1$	$4 \times 10^1$	$1 \times 10^3$	$1 \times 10^7$
Np-236 (short-lived)	$2 \times 10^1$	$2 \times 10^0$	$1 \times 10^3$	$1 \times 10^7$
Np-236 (long-lived)	$9 \times 10^0$	$2 \times 10^{-2}$	$1 \times 10^2$	$1 \times 10^5$
Np-237	$2 \times 10^1$	$2 \times 10^{-3}$	$1 \times 10^0$ (b)	$1 \times 10^3$ (b)
Np-239	$7 \times 10^0$	$4 \times 10^{-1}$	$1 \times 10^2$	$1 \times 10^7$
Osmium (76)				
Os-185	$1 \times 10^0$	$1 \times 10^0$	$1 \times 10^1$	$1 \times 10^6$
Os-191	$1 \times 10^1$	$2 \times 10^0$	$1 \times 10^2$	$1 \times 10^7$
Os-191m	$4 \times 10^1$	$3 \times 10^1$	$1 \times 10^3$	$1 \times 10^7$
Os-193	$2 \times 10^0$	$6 \times 10^{-1}$	$1 \times 10^2$	$1 \times 10^6$
Os-194 (a)	$3 \times 10^{-1}$	$3 \times 10^{-1}$	$1 \times 10^2$	$1 \times 10^5$
Phosphorus (15)				
P-32	$5 \times 10^{-1}$	$5 \times 10^{-1}$	$1 \times 10^3$	$1 \times 10^5$

Copyright © United Nations, 2019. All rights reserved

Radionuclide (atomic number)	$A_1$ (TBq)	$A_2$ (TBq)	Activity concentration limit for exempt material (Bq/g)	Activity limit for an exempt consignment (Bq)
P-33	$4 \times 10^1$	$1 \times 10^0$	$1 \times 10^5$	$1 \times 10^8$
Protactinium (91)				
Pa-230 (a)	$2 \times 10^0$	$7 \times 10^{-2}$	$1 \times 10^1$	$1 \times 10^6$
Pa-231	$4 \times 10^0$	$4 \times 10^{-4}$	$1 \times 10^0$	$1 \times 10^3$
Pa-233	$5 \times 10^0$	$7 \times 10^{-1}$	$1 \times 10^2$	$1 \times 10^7$
Lead (82)				
Pb-201	$1 \times 10^0$	$1 \times 10^0$	$1 \times 10^1$	$1 \times 10^6$
Pb-202	$4 \times 10^1$	$2 \times 10^1$	$1 \times 10^3$	$1 \times 10^6$
Pb-203	$4 \times 10^0$	$3 \times 10^0$	$1 \times 10^2$	$1 \times 10^6$
Pb-205	Unlimited	Unlimited	$1 \times 10^4$	$1 \times 10^7$
Pb-210 (a)	$1 \times 10^0$	$5 \times 10^{-2}$	$1 \times 10^1$ (b)	$1 \times 10^4$ (b)
Pb-212 (a)	$7 \times 10^{-1}$	$2 \times 10^{-1}$	$1 \times 10^1$ (b)	$1 \times 10^5$ (b)
Palladium (46)				
Pd-103 (a)	$4 \times 10^1$	$4 \times 10^1$	$1 \times 10^3$	$1 \times 10^8$
Pd-107	Unlimited	Unlimited	$1 \times 10^5$	$1 \times 10^8$
Pd-109	$2 \times 10^0$	$5 \times 10^{-1}$	$1 \times 10^3$	$1 \times 10^6$
Promethium (61)				
Pm-143	$3 \times 10^0$	$3 \times 10^0$	$1 \times 10^2$	$1 \times 10^6$
Pm-144	$7 \times 10^{-1}$	$7 \times 10^{-1}$	$1 \times 10^1$	$1 \times 10^6$
Pm-145	$3 \times 10^1$	$1 \times 10^1$	$1 \times 10^3$	$1 \times 10^7$
Pm-147	$4 \times 10^1$	$2 \times 10^0$	$1 \times 10^4$	$1 \times 10^7$
Pm-148m (a)	$8 \times 10^{-1}$	$7 \times 10^{-1}$	$1 \times 10^1$	$1 \times 10^6$
Pm-149	$2 \times 10^0$	$6 \times 10^{-1}$	$1 \times 10^3$	$1 \times 10^6$
Pm-151	$2 \times 10^0$	$6 \times 10^{-1}$	$1 \times 10^2$	$1 \times 10^6$
Polonium (84)				
Po-210	$4 \times 10^1$	$2 \times 10^{-2}$	$1 \times 10^1$	$1 \times 10^4$
Praseodymium (59)				
Pr-142	$4 \times 10^{-1}$	$4 \times 10^{-1}$	$1 \times 10^2$	$1 \times 10^5$
Pr-143	$3 \times 10^0$	$6 \times 10^{-1}$	$1 \times 10^4$	$1 \times 10^6$
Platinum (78)				
Pt-188 (a)	$1 \times 10^0$	$8 \times 10^{-1}$	$1 \times 10^1$	$1 \times 10^6$

Copyright © United Nations, 2019. All rights reserved

Radionuclide (atomic number)	$A_1$ (TBq)	$A_2$ (TBq)	Activity concentration limit for exempt material (Bq/g)	Activity limit for an exempt consignment (Bq)
Pt-191	$4 \times 10^0$	$3 \times 10^0$	$1 \times 10^2$	$1 \times 10^6$
Pt-193	$4 \times 10^1$	$4 \times 10^1$	$1 \times 10^4$	$1 \times 10^7$
Pt-193m	$4 \times 10^1$	$5 \times 10^{-1}$	$1 \times 10^3$	$1 \times 10^7$
Pt-195m	$1 \times 10^1$	$5 \times 10^{-1}$	$1 \times 10^2$	$1 \times 10^6$
Pt-197	$2 \times 10^1$	$6 \times 10^{-1}$	$1 \times 10^3$	$1 \times 10^6$
Pt-197m	$1 \times 10^1$	$6 \times 10^{-1}$	$1 \times 10^2$	$1 \times 10^6$
Plutonium (94)				
Pu-236	$3 \times 10^1$	$3 \times 10^{-3}$	$1 \times 10^1$	$1 \times 10^4$
Pu-237	$2 \times 10^1$	$2 \times 10^1$	$1 \times 10^3$	$1 \times 10^7$
Pu-238	$1 \times 10^1$	$1 \times 10^{-3}$	$1 \times 10^0$	$1 \times 10^4$
Pu-239	$1 \times 10^1$	$1 \times 10^{-3}$	$1 \times 10^0$	$1 \times 10^4$
Pu-240	$1 \times 10^1$	$1 \times 10^{-3}$	$1 \times 10^0$	$1 \times 10^3$
Pu-241 (a)	$4 \times 10^1$	$6 \times 10^{-2}$	$1 \times 10^2$	$1 \times 10^5$
Pu-242	$1 \times 10^1$	$1 \times 10^{-3}$	$1 \times 10^0$	$1 \times 10^4$
Pu-244 (a)	$4 \times 10^{-1}$	$1 \times 10^{-3}$	$1 \times 10^0$	$1 \times 10^4$
Radium (88)				
Ra-223 (a)	$4 \times 10^{-1}$	$7 \times 10^{-3}$	$1 \times 10^2$ (b)	$1 \times 10^5$ (b)
Ra-224 (a)	$4 \times 10^{-1}$	$2 \times 10^{-2}$	$1 \times 10^1$ (b)	$1 \times 10^5$ (b)
Ra-225 (a)	$2 \times 10^{-1}$	$4 \times 10^{-3}$	$1 \times 10^2$	$1 \times 10^5$
Ra-226 (a)	$2 \times 10^{-1}$	$3 \times 10^{-3}$	$1 \times 10^1$ (b)	$1 \times 10^4$ (b)
Ra-228 (a)	$6 \times 10^{-1}$	$2 \times 10^{-2}$	$1 \times 10^1$ (b)	$1 \times 10^5$ (b)
Rubidium (37)				
Rb-81	$2 \times 10^0$	$8 \times 10^{-1}$	$1 \times 10^1$	$1 \times 10^6$
Rb-83 (a)	$2 \times 10^0$	$2 \times 10^0$	$1 \times 10^2$	$1 \times 10^6$
Rb-84	$1 \times 10^0$	$1 \times 10^0$	$1 \times 10^1$	$1 \times 10^6$
Rb-86	$5 \times 10^{-1}$	$5 \times 10^{-1}$	$1 \times 10^2$	$1 \times 10^5$
Rb-87	Unlimited	Unlimited	$1 \times 10^4$	$1 \times 10^7$
Rb(nat)	Unlimited	Unlimited	$1 \times 10^4$	$1 \times 10^7$
Rhenium (75)				
Re-184	$1 \times 10^0$	$1 \times 10^0$	$1 \times 10^1$	$1 \times 10^6$
Re-184m	$3 \times 10^0$	$1 \times 10^0$	$1 \times 10^2$	$1 \times 10^6$

Copyright © United Nations, 2019. All rights reserved

Radionuclide (atomic number)	$A_1$ (TBq)	$A_2$ (TBq)	Activity concentration limit for exempt material (Bq/g)	Activity limit for an exempt consignment (Bq)
Re-186	$2 \times 10^0$	$6 \times 10^{-1}$	$1 \times 10^3$	$1 \times 10^6$
Re-187	Unlimited	Unlimited	$1 \times 10^6$	$1 \times 10^9$
Re-188	$4 \times 10^{-1}$	$4 \times 10^{-1}$	$1 \times 10^2$	$1 \times 10^5$
Re-189 (a)	$3 \times 10^0$	$6 \times 10^{-1}$	$1 \times 10^2$	$1 \times 10^6$
Re(nat)	Unlimited	Unlimited	$1 \times 10^6$	$1 \times 10^9$
Rhodium (45)				
Rh-99	$2 \times 10^0$	$2 \times 10^0$	$1 \times 10^1$	$1 \times 10^6$
Rh-101	$4 \times 10^0$	$3 \times 10^0$	$1 \times 10^2$	$1 \times 10^7$
Rh-102	$5 \times 10^{-1}$	$5 \times 10^{-1}$	$1 \times 10^1$	$1 \times 10^6$
Rh-102m	$2 \times 10^0$	$2 \times 10^0$	$1 \times 10^2$	$1 \times 10^6$
Rh-103m	$4 \times 10^1$	$4 \times 10^1$	$1 \times 10^4$	$1 \times 10^8$
Rh-105	$1 \times 10^1$	$8 \times 10^{-1}$	$1 \times 10^2$	$1 \times 10^7$
Radon (86)				
Rn-222 (a)	$3 \times 10^{-1}$	$4 \times 10^{-3}$	$1 \times 10^1$ (b)	$1 \times 10^8$ (b)
Ruthenium (44)				
Ru-97	$5 \times 10^0$	$5 \times 10^0$	$1 \times 10^2$	$1 \times 10^7$
Ru-103 (a)	$2 \times 10^0$	$2 \times 10^0$	$1 \times 10^2$	$1 \times 10^6$
Ru-105	$1 \times 10^0$	$6 \times 10^{-1}$	$1 \times 10^1$	$1 \times 10^6$
Ru-106 (a)	$2 \times 10^{-1}$	$2 \times 10^{-1}$	$1 \times 10^2$ (b)	$1 \times 10^5$ (b)
Sulphur (16)				
S-35	$4 \times 10^1$	$3 \times 10^0$	$1 \times 10^5$	$1 \times 10^8$
Antimony (51)				
Sb-122	$4 \times 10^{-1}$	$4 \times 10^{-1}$	$1 \times 10^2$	$1 \times 10^4$
Sb-124	$6 \times 10^{-1}$	$6 \times 10^{-1}$	$1 \times 10^1$	$1 \times 10^6$
Sb-125	$2 \times 10^0$	$1 \times 10^0$	$1 \times 10^2$	$1 \times 10^6$
Sb-126	$4 \times 10^{-1}$	$4 \times 10^{-1}$	$1 \times 10^1$	$1 \times 10^5$
Scandium (21)				
Sc-44	$5 \times 10^{-1}$	$5 \times 10^{-1}$	$1 \times 10^1$	$1 \times 10^5$
Sc-46	$5 \times 10^{-1}$	$5 \times 10^{-1}$	$1 \times 10^1$	$1 \times 10^6$
Sc-47	$1 \times 10^1$	$7 \times 10^{-1}$	$1 \times 10^2$	$1 \times 10^6$
Sc-48	$3 \times 10^{-1}$	$3 \times 10^{-1}$	$1 \times 10^1$	$1 \times 10^5$

Copyright © United Nations, 2019. All rights reserved

Radionuclide (atomic number)	$A_1$ (TBq)	$A_2$ (TBq)	Activity concentration limit for exempt material (Bq/g)	Activity limit for an exempt consignment (Bq)
Selenium (34)				
Se-75	$3 \times 10^0$	$3 \times 10^0$	$1 \times 10^2$	$1 \times 10^6$
Se-79	$4 \times 10^1$	$2 \times 10^0$	$1 \times 10^4$	$1 \times 10^7$
Silicon (14)				
Si-31	$6 \times 10^{-1}$	$6 \times 10^{-1}$	$1 \times 10^3$	$1 \times 10^6$
Si-32	$4 \times 10^1$	$5 \times 10^{-1}$	$1 \times 10^3$	$1 \times 10^6$
Samarium (62)				
Sm-145	$1 \times 10^1$	$1 \times 10^1$	$1 \times 10^2$	$1 \times 10^7$
Sm-147	Unlimited	Unlimited	$1 \times 10^1$	$1 \times 10^4$
Sm-151	$4 \times 10^1$	$1 \times 10^1$	$1 \times 10^4$	$1 \times 10^8$
Sm-153	$9 \times 10^0$	$6 \times 10^{-1}$	$1 \times 10^2$	$1 \times 10^6$
Tin (50)				
Sn-113 (a)	$4 \times 10^0$	$2 \times 10^0$	$1 \times 10^3$	$1 \times 10^7$
Sn-117m	$7 \times 10^0$	$4 \times 10^{-1}$	$1 \times 10^2$	$1 \times 10^6$
Sn-119m	$4 \times 10^1$	$3 \times 10^1$	$1 \times 10^3$	$1 \times 10^7$
Sn-121m (a)	$4 \times 10^1$	$9 \times 10^{-1}$	$1 \times 10^3$	$1 \times 10^7$
Sn-123	$8 \times 10^{-1}$	$6 \times 10^{-1}$	$1 \times 10^3$	$1 \times 10^6$
Sn-125	$4 \times 10^{-1}$	$4 \times 10^{-1}$	$1 \times 10^2$	$1 \times 10^5$
Sn-126 (a)	$6 \times 10^{-1}$	$4 \times 10^{-1}$	$1 \times 10^1$	$1 \times 10^5$
Strontium (38)				
Sr-82 (a)	$2 \times 10^{-1}$	$2 \times 10^{-1}$	$1 \times 10^1$	$1 \times 10^5$
Sr-85	$2 \times 10^0$	$2 \times 10^0$	$1 \times 10^2$	$1 \times 10^6$
Sr-85m	$5 \times 10^0$	$5 \times 10^0$	$1 \times 10^2$	$1 \times 10^7$
Sr-87m	$3 \times 10^0$	$3 \times 10^0$	$1 \times 10^2$	$1 \times 10^6$
Sr-89	$6 \times 10^{-1}$	$6 \times 10^{-1}$	$1 \times 10^3$	$1 \times 10^6$
Sr-90 (a)	$3 \times 10^{-1}$	$3 \times 10^{-1}$	$1 \times 10^2$ (b)	$1 \times 10^4$ (b)
Sr-91 (a)	$3 \times 10^{-1}$	$3 \times 10^{-1}$	$1 \times 10^1$	$1 \times 10^5$
Sr-92 (a)	$1 \times 10^0$	$3 \times 10^{-1}$	$1 \times 10^1$	$1 \times 10^6$
Tritium (1)				
T(H-3)	$4 \times 10^1$	$4 \times 10^1$	$1 \times 10^6$	$1 \times 10^9$
Tantalum (73)				



Copyright © United Nations, 2019. All rights reserved

Radionuclide (atomic number)	$A_1$ (TBq)	$A_2$ (TBq)	Activity concentration limit for exempt material (Bq/g)	Activity limit for an exempt consignment (Bq)
Ta-178 (long-lived)	$1 \times 10^0$	$8 \times 10^{-1}$	$1 \times 10^1$	$1 \times 10^6$
Ta-179	$3 \times 10^1$	$3 \times 10^1$	$1 \times 10^3$	$1 \times 10^7$
Ta-182	$9 \times 10^{-1}$	$5 \times 10^{-1}$	$1 \times 10^1$	$1 \times 10^4$
Terbium (65)				
Tb-157	$4 \times 10^1$	$4 \times 10^1$	$1 \times 10^4$	$1 \times 10^7$
Tb-158	$1 \times 10^0$	$1 \times 10^0$	$1 \times 10^1$	$1 \times 10^6$
Tb-160	$1 \times 10^0$	$6 \times 10^{-1}$	$1 \times 10^1$	$1 \times 10^6$
Technetium (43)				
Tc-95m (a)	$2 \times 10^0$	$2 \times 10^0$	$1 \times 10^1$	$1 \times 10^6$
Tc-96	$4 \times 10^{-1}$	$4 \times 10^{-1}$	$1 \times 10^1$	$1 \times 10^6$
Tc-96m (a)	$4 \times 10^{-1}$	$4 \times 10^{-1}$	$1 \times 10^3$	$1 \times 10^7$
Tc-97	Unlimited	Unlimited	$1 \times 10^3$	$1 \times 10^8$
Tc-97m	$4 \times 10^1$	$1 \times 10^0$	$1 \times 10^3$	$1 \times 10^7$
Tc-98	$8 \times 10^{-1}$	$7 \times 10^{-1}$	$1 \times 10^1$	$1 \times 10^6$
Tc-99	$4 \times 10^1$	$9 \times 10^{-1}$	$1 \times 10^4$	$1 \times 10^7$
Tc-99m	$1 \times 10^1$	$4 \times 10^0$	$1 \times 10^2$	$1 \times 10^7$
Tellurium (52)				
Te-121	$2 \times 10^0$	$2 \times 10^0$	$1 \times 10^1$	$1 \times 10^6$
Te-121m	$5 \times 10^0$	$3 \times 10^0$	$1 \times 10^2$	$1 \times 10^6$
Te-123m	$8 \times 10^0$	$1 \times 10^0$	$1 \times 10^2$	$1 \times 10^7$
Te-125m	$2 \times 10^1$	$9 \times 10^{-1}$	$1 \times 10^3$	$1 \times 10^7$
Te-127	$2 \times 10^1$	$7 \times 10^{-1}$	$1 \times 10^3$	$1 \times 10^6$
Te-127m (a)	$2 \times 10^1$	$5 \times 10^{-1}$	$1 \times 10^3$	$1 \times 10^7$
Te-129	$7 \times 10^{-1}$	$6 \times 10^{-1}$	$1 \times 10^2$	$1 \times 10^6$
Te-129m (a)	$8 \times 10^{-1}$	$4 \times 10^{-1}$	$1 \times 10^3$	$1 \times 10^6$
Te-131m (a)	$7 \times 10^{-1}$	$5 \times 10^{-1}$	$1 \times 10^1$	$1 \times 10^6$
Te-132 (a)	$5 \times 10^{-1}$	$4 \times 10^{-1}$	$1 \times 10^2$	$1 \times 10^7$
Thorium (90)				
Th-227	$1 \times 10^1$	$5 \times 10^{-3}$	$1 \times 10^1$	$1 \times 10^4$
Th-228 (a)	$5 \times 10^{-1}$	$1 \times 10^{-3}$	$1 \times 10^0$ (b)	$1 \times 10^4$ (b)
Th-229	$5 \times 10^0$	$5 \times 10^{-4}$	$1 \times 10^0$ (b)	$1 \times 10^3$ (b)

Copyright © United Nations, 2019. All rights reserved

<b>Radionuclide (atomic number)</b>	<b><math>A_1</math> (TBq)</b>	<b><math>A_2</math> (TBq)</b>	<b>Activity concentration limit for exempt material (Bq/g)</b>	<b>Activity limit for an exempt consignment (Bq)</b>
Th-230	$1 \times 10^1$	$1 \times 10^{-3}$	$1 \times 10^0$	$1 \times 10^4$
Th-231	$4 \times 10^1$	$2 \times 10^{-2}$	$1 \times 10^3$	$1 \times 10^7$
Th-232	Unlimited	Unlimited	$1 \times 10^1$	$1 \times 10^4$
Th-234 (a)	$3 \times 10^{-1}$	$3 \times 10^{-1}$	$1 \times 10^3$ (b)	$1 \times 10^5$ (b)
Th(nat)	Unlimited	Unlimited	$1 \times 10^0$ (b)	$1 \times 10^3$ (b)
Titanium (22)				
Ti-44 (a)	$5 \times 10^{-1}$	$4 \times 10^{-1}$	$1 \times 10^1$	$1 \times 10^5$
Thallium (81)				
Tl-200	$9 \times 10^{-1}$	$9 \times 10^{-1}$	$1 \times 10^1$	$1 \times 10^6$
Tl-201	$1 \times 10^1$	$4 \times 10^0$	$1 \times 10^2$	$1 \times 10^6$
Tl-202	$2 \times 10^0$	$2 \times 10^0$	$1 \times 10^2$	$1 \times 10^6$
Tl-204	$1 \times 10^1$	$7 \times 10^{-1}$	$1 \times 10^4$	$1 \times 10^4$
Thulium (69)				
Tm-167	$7 \times 10^0$	$8 \times 10^{-1}$	$1 \times 10^2$	$1 \times 10^6$
Tm-170	$3 \times 10^0$	$6 \times 10^{-1}$	$1 \times 10^3$	$1 \times 10^6$
Tm-171	$4 \times 10^1$	$4 \times 10^1$	$1 \times 10^4$	$1 \times 10^8$
Uranium (92)				
U-230 (fast lung absorption) (a)(d)	$4 \times 10^1$	$1 \times 10^{-1}$	$1 \times 10^1$ (b)	$1 \times 10^5$ (b)
U-230 (medium lung absorption) (a)(e)	$4 \times 10^1$	$4 \times 10^{-3}$	$1 \times 10^1$	$1 \times 10^4$
U-230 (slow lung absorption) (a)(f)	$3 \times 10^1$	$3 \times 10^{-3}$	$1 \times 10^1$	$1 \times 10^4$
U-232 (fast lung absorption) (d)	$4 \times 10^1$	$1 \times 10^{-2}$	$1 \times 10^0$ (b)	$1 \times 10^3$ (b)
U-232 (medium lung absorption) (e)	$4 \times 10^1$	$7 \times 10^{-3}$	$1 \times 10^1$	$1 \times 10^4$
U-232 (slow lung absorption) (f)	$1 \times 10^1$	$1 \times 10^{-3}$	$1 \times 10^1$	$1 \times 10^4$
U-233 (fast lung absorption) (d)	$4 \times 10^1$	$9 \times 10^{-2}$	$1 \times 10^1$	$1 \times 10^4$
U-233 (medium lung absorption) (e)	$4 \times 10^1$	$2 \times 10^{-2}$	$1 \times 10^2$	$1 \times 10^5$
U-233 (slow lung absorption) (f)	$4 \times 10^1$	$6 \times 10^{-3}$	$1 \times 10^1$	$1 \times 10^5$
U-234 (fast lung absorption) (d)	$4 \times 10^1$	$9 \times 10^{-2}$	$1 \times 10^1$	$1 \times 10^4$
U-234 (medium lung absorption) (e)	$4 \times 10^1$	$2 \times 10^{-2}$	$1 \times 10^2$	$1 \times 10^5$
U-234 (slow lung absorption) (f)	$4 \times 10^1$	$6 \times 10^{-3}$	$1 \times 10^1$	$1 \times 10^5$
U-235 (all lung absorption types) (a)(d)(e)(f)	Unlimited	Unlimited	$1 \times 10^1$ (b)	$1 \times 10^4$ (b)
U-236 (fast lung absorption) (d)	Unlimited	Unlimited	$1 \times 10^1$	$1 \times 10^4$

Copyright © United Nations, 2019. All rights reserved

Radionuclide (atomic number)	$A_1$ (TBq)	$A_2$ (TBq)	Activity concentration limit for exempt material (Bq/g)	Activity limit for an exempt consignment (Bq)
U-236 (medium lung absorption) (e)	$4 \times 10^1$	$2 \times 10^{-2}$	$1 \times 10^2$	$1 \times 10^5$
U-236 (slow lung absorption) (f)	$4 \times 10^1$	$6 \times 10^{-3}$	$1 \times 10^1$	$1 \times 10^4$
U-238 (all lung absorption types) (d)(e)(f)	Unlimited	Unlimited	$1 \times 10^1$ (b)	$1 \times 10^4$ (b)
U (nat)	Unlimited	Unlimited	$1 \times 10^0$ (b)	$1 \times 10^3$ (b)
U (enriched to 20% or less) (g)	Unlimited	Unlimited	$1 \times 10^0$	$1 \times 10^3$
U (dep)	Unlimited	Unlimited	$1 \times 10^0$	$1 \times 10^3$
Vanadium (23)				
V-48	$4 \times 10^{-1}$	$4 \times 10^{-1}$	$1 \times 10^1$	$1 \times 10^5$
V-49	$4 \times 10^1$	$4 \times 10^1$	$1 \times 10^4$	$1 \times 10^7$
Tungsten (74)				
W-178 (a)	$9 \times 10^0$	$5 \times 10^0$	$1 \times 10^1$	$1 \times 10^6$
W-181	$3 \times 10^1$	$3 \times 10^1$	$1 \times 10^3$	$1 \times 10^7$
W-185	$4 \times 10^1$	$8 \times 10^{-1}$	$1 \times 10^4$	$1 \times 10^7$
W-187	$2 \times 10^0$	$6 \times 10^{-1}$	$1 \times 10^2$	$1 \times 10^6$
W-188 (a)	$4 \times 10^{-1}$	$3 \times 10^{-1}$	$1 \times 10^2$	$1 \times 10^5$
Xenon (54)				
Xe-122 (a)	$4 \times 10^{-1}$	$4 \times 10^{-1}$	$1 \times 10^2$	$1 \times 10^9$
Xe-123	$2 \times 10^0$	$7 \times 10^{-1}$	$1 \times 10^2$	$1 \times 10^9$
Xe-127	$4 \times 10^0$	$2 \times 10^0$	$1 \times 10^3$	$1 \times 10^5$
Xe-131m	$4 \times 10^1$	$4 \times 10^1$	$1 \times 10^4$	$1 \times 10^4$
Xe-133	$2 \times 10^1$	$1 \times 10^1$	$1 \times 10^3$	$1 \times 10^4$
Xe-135	$3 \times 10^0$	$2 \times 10^0$	$1 \times 10^3$	$1 \times 10^{10}$
Yttrium (39)				
Y-87 (a)	$1 \times 10^0$	$1 \times 10^0$	$1 \times 10^1$	$1 \times 10^6$
Y-88	$4 \times 10^{-1}$	$4 \times 10^{-1}$	$1 \times 10^1$	$1 \times 10^6$
Y-90	$3 \times 10^{-1}$	$3 \times 10^{-1}$	$1 \times 10^3$	$1 \times 10^5$
Y-91	$6 \times 10^{-1}$	$6 \times 10^{-1}$	$1 \times 10^3$	$1 \times 10^6$
Y-91m	$2 \times 10^0$	$2 \times 10^0$	$1 \times 10^2$	$1 \times 10^6$
Y-92	$2 \times 10^{-1}$	$2 \times 10^{-1}$	$1 \times 10^2$	$1 \times 10^5$
Y-93	$3 \times 10^{-1}$	$3 \times 10^{-1}$	$1 \times 10^2$	$1 \times 10^5$
Ytterbium (70)				

Copyright © United Nations, 2019. All rights reserved

Radionuclide (atomic number)	$A_1$ (TBq)	$A_2$ (TBq)	Activity concentration limit for exempt material (Bq/g)	Activity limit for an exempt consignment (Bq)
Yb-169	$4 \times 10^0$	$1 \times 10^0$	$1 \times 10^2$	$1 \times 10^7$
Yb-175	$3 \times 10^1$	$9 \times 10^{-1}$	$1 \times 10^3$	$1 \times 10^7$
Zinc (30)				
Zn-65	$2 \times 10^0$	$2 \times 10^0$	$1 \times 10^1$	$1 \times 10^6$
Zn-69	$3 \times 10^0$	$6 \times 10^{-1}$	$1 \times 10^4$	$1 \times 10^6$
Zn-69m (a)	$3 \times 10^0$	$6 \times 10^{-1}$	$1 \times 10^2$	$1 \times 10^6$
Zirconium (40)				
Zr-88	$3 \times 10^0$	$3 \times 10^0$	$1 \times 10^2$	$1 \times 10^6$
Zr-93	Unlimited	Unlimited	$1 \times 10^3$ (b)	$1 \times 10^7$ (b)
Zr-95 (a)	$2 \times 10^0$	$8 \times 10^{-1}$	$1 \times 10^1$	$1 \times 10^6$
Zr-97 (a)	$4 \times 10^{-1}$	$4 \times 10^{-1}$	$1 \times 10^1$ (b)	$1 \times 10^5$ (b)

- (a)  $A_1$  and/or  $A_2$  values for these parent radionuclides include contributions from their progeny with half-lives less than 10 days, as listed in the following:

Mg-28	Al-28
Ar-42	K-42
Ca-47	Sc-47
Ti-44	Sc-44
Fe-52	Mn-52m
Fe-60	Co-60m
Zn-69m	Zn-69
Ge-68	Ga-68
Rb-83	Kr-83m
Sr-82	Rb-82
Sr-90	Y-90
Sr-91	Y-91m
Sr-92	Y-92
Y-87	Sr-87m
Zr-95	Nb-95m
Zr-97	Nb-97m, Nb-97
Mo-99	Tc-99m
Tc-95m	Tc-95
Tc-96m	Tc-96
Ru-103	Rh-103m
Ru-106	Rh-106
Pd-103	Rh-103m
Ag-108m	Ag-108
Ag-110m	Ag-110
Cd-115	In-115m
In-114m	In-114
Sn-113	In-113m
Sn-121m	Sn-121
Sn-126	Sb-126m
Te-118	Sb-118

Copyright © United Nations, 2019. All rights reserved

Te-127m	Te-127
Te-129m	Te-129
Te-131m	Te-131
Te-132	I-132
I-135	Xe-135m
Xe-122	I-122
Cs-137	Ba-137m
Ba-131	Cs-131
Ba-140	La-140
Ce-144	Pr-144m, Pr-144
Pm-148m	Pm-148
Gd-146	Eu-146
Dy-166	Ho-166
Hf-172	Lu-172
W-178	Ta-178
W-188	Re-188
Re-189	Os-189m
Os-194	Ir-194
Ir-189	Os-189m
Pt-188	Ir-188
Hg-194	Au-194
Hg-195m	Hg-195
Pb-210	Bi-210
Pb-212	Bi-212, Tl-208, Po-212
Bi-210m	Tl-206
Bi-212	Tl-208, Po-212
At-211	Po-211
Rn-222	Po-218, Pb-214, At-218, Bi-214, Po-214
Ra-223	Rn-219, Po-215, Pb-211, Bi-211, Po-211, Tl-207
Ra-224	Rn-220, Po-216, Pb-212, Bi-212, Tl-208, Po-212
Ra-225	Ac-225, Fr-221, At-217, Bi-213, Tl-209, Po-213, Pb-209
Ra-226	Rn-222, Po-218, Pb-214, At-218, Bi-214, Po-214
Ra-228	Ac-228
Ac-225	Fr-221, At-217, Bi-213, Tl-209, Po-213, Pb-209
Ac-227	Fr-223
Th-228	Ra-224, Rn-220, Po-216, Pb-212, Bi-212, Tl-208, Po-212
Th-234	Pa-234m, Pa-234
Pa-230	Ac-226, Th-226, Fr-222, Ra-222, Rn-218, Po-214
U-230	Th-226, Ra-222, Rn-218, Po-214
U-235	Th-231
Pu-241	U-237
Pu-244	U-240, Np-240m
Am-242m	Am-242, Np-238
Am-243	Np-239
Cm-247	Pu-243
Bk-249	Am-245
Cf-253	Cm-249

Copyright © United Nations, 2019. All rights reserved

- (b) Parent nuclides and their progeny included in secular equilibrium are listed in the following:

Sr-90	Y-90
Zr-93	Nb-93m
Zr-97	Nb-97
Ru-106	Rh-106
Ag-108m	Ag-108
Cs-137	Ba-137m
Ce-144	Pr-144
Ba-140	La-140
Bi-212	Tl-208 (0.36), Po-212 (0.64)
Pb-210	Bi-210, Po-210
Pb-212	Bi-212, Tl-208 (0.36), Po-212 (0.64)
Rn-222	Po-218, Pb-214, Bi-214, Po-214
Ra-223	Rn-219, Po-215, Pb-211, Bi-211, Tl-207
Ra-224	Rn-220, Po-216, Pb-212, Bi-212, Tl-208 (0.36), Po-212 (0.64)
Ra-226	Rn-222, Po-218, Pb-214, Bi-214, Po-214, Pb-210, Bi-210, Po-210
Ra-228	Ac-228
Th-228	Ra-224, Rn-220, Po-216, Pb-212, Bi-212, Tl-208 (0.36), Po-212 (0.64)
Th-229	Ra-225, Ac-225, Fr-221, At-217, Bi-213, Po-213, Pb-209
Th-nat	Ra-228, Ac-228, Th-228, Ra-224, Rn-220, Po-216, Pb-212, Bi-212, Tl-208 (0.36), Po-212 (0.64)
Th-234	Pa-234m
U-230	Th-226, Ra-222, Rn-218, Po-214
U-232	Th-228, Ra-224, Rn-220, Po-216, Pb-212, Bi-212, Tl-208 (0.36), Po-212 (0.64)
U-235	Th-231
U-238	Th-234, Pa-234m
U-nat	Th-234, Pa-234m, U-234, Th-230, Ra-226, Rn-222, Po-218, Pb-214, Bi-214, Po-214, Pb-210, Bi-210, Po-210
	Np-237      Pa-233
Am-242m	Am-242
Am-243	Np-239

- (c) The quantity may be determined from a measurement of the rate of decay or a measurement of the radiation level at a prescribed distance from the source.
- (d) These values apply only to compounds of uranium that take the chemical form of  $\text{UF}_6$ ,  $\text{UO}_2\text{F}_2$  and  $\text{UO}_2(\text{NO}_3)_2$  in both normal and accident conditions of carriage.
- (e) These values apply only to compounds of uranium that take the chemical form of  $\text{UO}_3$ ,  $\text{UF}_4$ ,  $\text{UCl}_4$  and hexavalent compounds in both normal and accident conditions of carriage.
- (f) These values apply to all compounds of uranium other than those specified in (d) and (e) above.
- (g) These values apply to unirradiated uranium only.

#### 2.2.7.2.2.2 For individual radionuclides:

- (a) Which are not listed in Table 2.2.7.2.2.1 the determination of the basic radionuclide values referred to in 2.2.7.2.2.1 shall require multilateral approval. For these radionuclides, activity concentration limits for exempt material and activity limits for exempt consignments shall be calculated in accordance with the principles established in the International Basic Safety Standards for Protection against Ionizing Radiation and for the Safety of Radiation Sources, Safety Series No.115, IAEA, Vienna (1996). It is

Copyright © United Nations, 2019. All rights reserved

permissible to use an  $A_2$  value calculated using a dose coefficient for the appropriate lung absorption type as recommended by the International Commission on Radiological Protection, if the chemical forms of each radionuclide under both normal and accident conditions of carriage are taken into consideration. Alternatively, the radionuclide values in Table 2.2.7.2.2.2 may be used without obtaining competent authority approval;

- (b) In instruments or articles in which the radioactive material is enclosed or is included as a component part of the instrument or other manufactured article and which meet 2.2.7.2.4.1.3 (c), alternative basic radionuclide values to those in Table 2.2.7.2.2.1 for the activity limit for an exempt consignment are permitted and shall require multilateral approval. Such alternative activity limits for an exempt consignment shall be calculated in accordance with the principles set out in the International Basic Safety Standards for Protection against Ionizing Radiation and for the Safety of Radiation Sources, Safety Series No.115, IAEA, Vienna (1996).

**Table 2.2.7.2.2.2: Basic radionuclide values for unknown radionuclides or mixtures**

Radioactive contents	$A_1$	$A_2$	Activity concentration limit for exempt material	Activity limit for exempt consignments
	(TBq)	(TBq)	(Bq/g)	(Bq)
Only beta or gamma emitting nuclides are known to be present	0.1	0.02	$1 \times 10^1$	$1 \times 10^4$
Alpha emitting nuclides but no neutron emitters are known to be present	0.2	$9 \times 10^{-5}$	$1 \times 10^{-1}$	$1 \times 10^3$
Neutron emitting nuclides are known to be present or no relevant data are available	0.001	$9 \times 10^{-5}$	$1 \times 10^{-1}$	$1 \times 10^3$

2.2.7.2.2.3 In the calculations of  $A_1$  and  $A_2$  for a radionuclide not in Table 2.2.7.2.2.1, a single radioactive decay chain in which the radionuclides are present in their naturally occurring proportions, and in which no daughter nuclide has a half-life either longer than 10 days or longer than that of the parent nuclide, shall be considered as a single radionuclide; and the activity to be taken into account and the  $A_1$  or  $A_2$  value to be applied shall be those corresponding to the parent nuclide of that chain. In the case of radioactive decay chains in which any daughter nuclide has a half-life either longer than 10 days or greater than that of the parent nuclide, the parent and such daughter nuclides shall be considered as mixtures of different nuclides.

2.2.7.2.2.4 For mixtures of radionuclides, the basic radionuclide values referred to in 2.2.7.2.2.1 may be determined as follows:

$$X_m = \frac{1}{\sum_i \frac{f(i)}{X(i)}}$$

where,

$f(i)$  is the fraction of activity or activity concentration of radionuclide  $i$  in the mixture;

$X(i)$  is the appropriate value of  $A_1$  or  $A_2$ , or the activity concentration limit for exempt material or the activity limit for an exempt consignment as appropriate for the radionuclide  $i$ ; and

Copyright © United Nations, 2019. All rights reserved

$X_m$  is the derived value of  $A_1$  or  $A_2$ , or the activity concentration limit for exempt material or the activity limit for an exempt consignment in the case of a mixture.

2.2.7.2.2.5 When the identity of each radionuclide is known but the individual activities of some of the radionuclides are not known, the radionuclides may be grouped and the lowest radionuclide value, as appropriate, for the radionuclides in each group may be used in applying the formulas in 2.2.7.2.2.4 and 2.2.7.2.4.4. Groups may be based on the total alpha activity and the total beta/gamma activity when these are known, using the lowest radionuclide values for the alpha emitters or beta/gamma emitters, respectively.

2.2.7.2.2.6 For individual radionuclides or for mixtures of radionuclides for which relevant data are not available, the values shown in Table 2.2.7.2.2.2 shall be used.

2.2.7.2.3 *Determination of other material characteristics*

2.2.7.2.3.1 Low specific activity (LSA) material

2.2.7.2.3.1.1 *(Reserved)*

2.2.7.2.3.1.2 LSA material shall be in one of three groups:

(a) LSA-I

- (i) uranium and thorium ores and concentrates of such ores, and other ores containing naturally occurring radionuclides;
- (ii) natural uranium, depleted uranium, natural thorium or their compounds or mixtures, that are unirradiated and in solid or liquid form;
- (iii) radioactive material for which the  $A_2$  value is unlimited. Fissile material may be included only if excepted under 2.2.7.2.3.5;
- (iv) other radioactive material in which the activity is distributed throughout and the estimated average specific activity does not exceed 30 times the values for activity concentration specified in 2.2.7.2.2.1 to 2.2.7.2.2.6. Fissile material may be included only if excepted under 2.2.7.2.3.5;

(b) LSA-II

- (i) water with tritium concentration up to 0.8 TBq/l;
- (ii) other material in which the activity is distributed throughout and the estimated average specific activity does not exceed  $10^{-4}$   $A_2$ /g for solids and gases, and  $10^{-5}$   $A_2$ /g for liquids;

(c) LSA-III - Solids (e.g. consolidated wastes, activated materials), excluding powders that meet the requirements of 2.2.7.2.3.1.3, in which:

- (i) the radioactive material is distributed throughout a solid or a collection of solid objects, or is essentially uniformly distributed in a solid compact binding agent (such as concrete, bitumen and ceramic);



Copyright © United Nations, 2019. All rights reserved

- (ii) the radioactive material is relatively insoluble, or it is intrinsically contained in a relatively insoluble matrix, so that, even under loss of packaging, the loss of radioactive material per package by leaching when placed in water for seven days would not exceed  $0.1 A_2$ ; and
- (iii) the estimated average specific activity of the solid, excluding any shielding material, does not exceed  $2 \times 10^{-3} A_2/g$ .

2.2.7.2.3.1.3 LSA-III material shall be a solid of such a nature that if the entire contents of a package were subjected to the test specified in 2.2.7.2.3.1.4 the activity in the water would not exceed  $0.1 A_2$ .

2.2.7.2.3.1.4 LSA-III material shall be tested as follows:

A solid material sample representing the entire contents of the package shall be immersed for 7 days in water at ambient temperature. The volume of water to be used in the test shall be sufficient to ensure that at the end of the 7 day test period the free volume of the unabsorbed and unreacted water remaining shall be at least 10% of the volume of the solid test sample itself. The water shall have an initial pH of 6-8 and a maximum conductivity of 1 mS/m at 20 °C. The total activity of the free volume of water shall be measured following the 7 day immersion of the test sample.

2.2.7.2.3.1.5 Demonstration of compliance with the performance standards in 2.2.7.2.3.1.4 shall be in accordance with 6.4.12.1 and 6.4.12.2 of ADR.

2.2.7.2.3.2 Surface contaminated object (SCO)

SCO is classified in one of two groups:

(a) SCO-I: A solid object on which:

- (i) the non-fixed contamination on the accessible surface averaged over  $300 \text{ cm}^2$  (or the area of the surface if less than  $300 \text{ cm}^2$ ) does not exceed  $4 \text{ Bq/cm}^2$  for beta and gamma emitters and low toxicity alpha emitters, or  $0.4 \text{ Bq/cm}^2$  for all other alpha emitters; and
- (ii) the fixed contamination on the accessible surface averaged over  $300 \text{ cm}^2$  (or the area of the surface if less than  $300 \text{ cm}^2$ ) does not exceed  $4 \times 10^4 \text{ Bq/cm}^2$  for beta and gamma emitters and low toxicity alpha emitters, or  $4 \times 10^3 \text{ Bq/cm}^2$  for all other alpha emitters; and
- (iii) the non-fixed contamination plus the fixed contamination on the inaccessible surface averaged over  $300 \text{ cm}^2$  (or the area of the surface if less than  $300 \text{ cm}^2$ ) does not exceed  $4 \times 10^4 \text{ Bq/cm}^2$  for beta and gamma emitters and low toxicity alpha emitters, or  $4 \times 10^3 \text{ Bq/cm}^2$  for all other alpha emitters;

(b) SCO-II: A solid object on which either the fixed or non-fixed contamination on the surface exceeds the applicable limits specified for SCO-I in (a) above and on which:

- (i) the non-fixed contamination on the accessible surface averaged over  $300 \text{ cm}^2$  (or the area of the surface if less than  $300 \text{ cm}^2$ ) does not exceed  $400 \text{ Bq/cm}^2$  for beta and gamma emitters and low toxicity alpha emitters, or  $40 \text{ Bq/cm}^2$  for all other alpha emitters; and
- (ii) the fixed contamination on the accessible surface, averaged over  $300 \text{ cm}^2$  (or the area of the surface if less than  $300 \text{ cm}^2$ ) does not exceed  $8 \times 10^5 \text{ Bq/cm}^2$  for beta

Copyright © United Nations, 2019. All rights reserved

and gamma emitters and low toxicity alpha emitters, or  $8 \times 10^4$  Bq/cm<sup>2</sup> for all other alpha emitters; and

- (iii) the non-fixed contamination plus the fixed contamination on the inaccessible surface averaged over 300 cm<sup>2</sup> (or the area of the surface if less than 300 cm<sup>2</sup>) does not exceed  $8 \times 10^5$  Bq/cm<sup>2</sup> for beta and gamma emitters and low toxicity alpha emitters, or  $8 \times 10^4$  Bq/cm<sup>2</sup> for all other alpha emitters.

#### 2.2.7.2.3.3 Special form radioactive material

2.2.7.2.3.3.1 Special form radioactive material shall have at least one dimension not less than 5 mm. When a sealed capsule constitutes part of the special form radioactive material, the capsule shall be so manufactured that it can be opened only by destroying it. The design for special form radioactive material requires unilateral approval.

2.2.7.2.3.3.2 Special form radioactive material shall be of such a nature or shall be so designed that if it is subjected to the tests specified in 2.2.7.2.3.3.4 to 2.2.7.2.3.3.8, it shall meet the following requirements:

- (a) It would not break or shatter under the impact, percussion and bending tests 2.2.7.2.3.3.5 (a), (b), (c), 2.2.7.2.3.3.6 (a) as applicable;
- (b) It would not melt or disperse in the applicable heat test 2.2.7.2.3.3.5 (d) or 2.2.7.2.3.3.6 (b) as applicable; and
- (c) The activity in the water from the leaching tests specified in 2.2.7.2.3.3.7 and 2.2.7.2.3.3.8 would not exceed 2 kBq; or alternatively for sealed sources, the leakage rate for the volumetric leakage assessment test specified in ISO 9978:1992 "Radiation Protection - Sealed Radioactive Sources - Leakage Test Methods", would not exceed the applicable acceptance threshold acceptable to the competent authority.

2.2.7.2.3.3.3 Demonstration of compliance with the performance standards in 2.2.7.2.3.3.2 shall be in accordance with 6.4.12.1 and 6.4.12.2 of ADR.

2.2.7.2.3.3.4 Specimens that comprise or simulate special form radioactive material shall be subjected to the impact test, the percussion test, the bending test, and the heat test specified in 2.2.7.2.3.3.5 or alternative tests as authorized in 2.2.7.2.3.3.6. A different specimen may be used for each of the tests. Following each test, a leaching assessment or volumetric leakage test shall be performed on the specimen by a method no less sensitive than the methods given in 2.2.7.2.3.3.7 for indispersible solid material or 2.2.7.2.3.3.8 for encapsulated material.

2.2.7.2.3.3.5 The relevant test methods are:

- (a) Impact test: The specimen shall drop onto the target from a height of 9 m. The target shall be as defined in 6.4.14 of ADR;
- (b) Percussion test: The specimen shall be placed on a sheet of lead which is supported by a smooth solid surface and struck by the flat face of a mild steel bar so as to cause an impact equivalent to that resulting from a free drop of 1.4 kg through 1 m. The lower part of the bar shall be 25 mm in diameter with the edges rounded off to a radius of  $(3.0 \pm 0.3)$  mm. The lead, of hardness number 3.5 to 4.5 on the Vickers scale and not more than 25 mm thick, shall cover an area greater than that covered by the specimen. A fresh surface of lead shall be used for each impact. The bar shall strike the specimen so as to cause maximum damage;
- (c) Bending test: The test shall apply only to long, slender sources with both a minimum length of 10 cm and a length to minimum width ratio of not less than 10. The specimen

Copyright © United Nations, 2019. All rights reserved

shall be rigidly clamped in a horizontal position so that one half of its length protrudes from the face of the clamp. The orientation of the specimen shall be such that the specimen will suffer maximum damage when its free end is struck by the flat face of a steel bar. The bar shall strike the specimen so as to cause an impact equivalent to that resulting from a free vertical drop of 1.4 kg through 1 m. The lower part of the bar shall be 25 mm in diameter with the edges rounded off to a radius of  $(3.0 \pm 0.3)$  mm;

- (d) Heat test: The specimen shall be heated in air to a temperature of 800 °C and held at that temperature for a period of 10 minutes and shall then be allowed to cool.

2.2.7.2.3.3.6 Specimens that comprise or simulate radioactive material enclosed in a sealed capsule may be excepted from:

- (a) The tests prescribed in 2.2.7.2.3.3.5 (a) and (b) provided that the specimens are alternatively subjected to the impact test prescribed in ISO 2919:2012: "Radiation Protection - Sealed Radioactive Sources - General requirements and classification":
  - (i) The Class 4 impact test if the mass of the special form radioactive material is equal to or less than 200 g;
  - (ii) The Class 5 impact test if the mass of the special form radioactive material is more than 200 g but less than 500 g;
- (b) The test prescribed in 2.2.7.2.3.3.5 (d) provided they are alternatively subjected to the Class 6 temperature test specified in ISO 2919:2012 "Radiation protection - Sealed radioactive sources - General requirements and classification".

2.2.7.2.3.3.7 For specimens which comprise or simulate indispersible solid material, a leaching assessment shall be performed as follows:

- (a) The specimen shall be immersed for 7 days in water at ambient temperature. The volume of water to be used in the test shall be sufficient to ensure that at the end of the 7 day test period the free volume of the unabsorbed and unreacted water remaining shall be at least 10% of the volume of the solid test sample itself. The water shall have an initial pH of 6-8 and a maximum conductivity of 1 mS/m at 20 °C;
- (b) The water with specimen shall then be heated to a temperature of  $(50 \pm 5)$  °C and maintained at this temperature for 4 hours;
- (c) The activity of the water shall then be determined;
- (d) The specimen shall then be kept for at least 7 days in still air at not less than 30 °C and relative humidity not less than 90%;
- (e) The specimen shall then be immersed in water of the same specification as in (a) above and the water with the specimen heated to  $(50 \pm 5)$  °C and maintained at this temperature for 4 hours;
- (f) The activity of the water shall then be determined.

Copyright © United Nations, 2019. All rights reserved

2.2.7.2.3.3.8 For specimens which comprise or simulate radioactive material enclosed in a sealed capsule, either a leaching assessment or a volumetric leakage assessment shall be performed as follows:

- (a) The leaching assessment shall consist of the following steps:
  - (i) the specimen shall be immersed in water at ambient temperature. The water shall have an initial pH of 6-8 with a maximum conductivity of 1 mS/m at 20 °C;
  - (ii) the water and specimen shall be heated to a temperature of  $(50 \pm 5)$  °C and maintained at this temperature for 4 hours;
  - (iii) the activity of the water shall then be determined;
  - (iv) the specimen shall then be kept for at least 7 days in still air at not less than 30°C and relative humidity of not less than 90%;
  - (v) the process in (i), (ii) and (iii) shall be repeated;
- (b) The alternative volumetric leakage assessment shall comprise any of the tests prescribed in ISO 9978:1992 “Radiation Protection - Sealed radioactive sources - Leakage test methods”, provided that they are acceptable to the competent authority.

2.2.7.2.3.4 Low dispersible radioactive material

2.2.7.2.3.4.1 The design for low dispersible radioactive material shall require multilateral approval. Low dispersible radioactive material shall be such that the total amount of this radioactive material in a package, taking into account the provisions of 6.4.8.14 of ADR, shall meet the following requirements:

- (a) The radiation level at 3 m from the unshielded radioactive material does not exceed 10 mSv/h;
- (b) If subjected to the tests specified in 6.4.20.3 and 6.4.20.4 of ADR, the airborne release in gaseous and particulate forms of up to 100 µm aerodynamic equivalent diameter would not exceed 100 A<sub>2</sub>. A separate specimen may be used for each test; and
- (c) If subjected to the test specified in 2.2.7.2.3.1.4 the activity in the water would not exceed 100 A<sub>2</sub>. In the application of this test, the damaging effects of the tests specified in (b) above shall be taken into account.

2.2.7.2.3.4.2 Low dispersible radioactive material shall be tested as follows:

A specimen that comprises or simulates low dispersible radioactive material shall be subjected to the enhanced thermal test specified in 6.4.20.3 of ADR and the impact test specified in 6.4.20.4 of ADR. A different specimen may be used for each of the tests. Following each test, the specimen shall be subjected to the leach test specified in 2.2.7.2.3.1.4. After each test it shall be determined if the applicable requirements of 2.2.7.2.3.4.1 have been met.

2.2.7.2.3.4.3 Demonstration of compliance with the performance standards in 2.2.7.2.3.4.1 and 2.2.7.2.3.4.2 shall be in accordance with 6.4.12.1 and 6.4.12.2 of ADR.

2.2.7.2.3.5 Fissile material

Fissile material and packages containing fissile material shall be classified under the relevant entry as “FISSILE” in accordance with Table 2.2.7.2.1.1 unless excepted by one of the provisions of sub-paragraphs (a) to (f) below and carried subject to the requirements of

Copyright © United Nations, 2019. All rights reserved

7.1.4.14.7.4.3. All provisions apply only to material in packages that meets the requirements of 6.4.7.2 of ADR unless unpackaged material is specifically allowed in the provision.

- (a) Uranium enriched in uranium-235 to a maximum of 1% by mass, and with a total plutonium and uranium-233 content not exceeding 1% of the mass of uranium-235, provided that the fissile nuclides are distributed essentially homogeneously throughout the material. In addition, if uranium-235 is present in metallic, oxide or carbide forms, it shall not form a lattice arrangement;
- (b) Liquid solutions of uranyl nitrate enriched in uranium-235 to a maximum of 2% by mass, with a total plutonium and uranium-233 content not exceeding 0.002% of the mass of uranium, and with a minimum nitrogen to uranium atomic ratio (N/U) of 2;
- (c) Uranium with a maximum uranium enrichment of 5% by mass uranium-235 provided:
  - (i) There is no more than 3.5 g of uranium-235 per package;
  - (ii) The total plutonium and uranium-233 content does not exceed 1% of the mass of uranium-235 per package;
  - (iii) Carriage of the package is subject to the consignment limit provided in 7.1.4.14.7.4.3 (c);
- (d) Fissile nuclides with a total mass not greater than 2.0 g per package provided the package is carried subject to the consignment limit provided in 7.1.4.14.7.4.3 (d);
- (e) Fissile nuclides with a total mass not greater than 45 g either packaged or unpackaged subject to limits provided in 7.1.4.14.7.4.3 (e);
- (f) A fissile material that meets the requirements of 7.1.4.14.7.4.3 (b), 2.2.7.2.3.6 and 5.1.5.2.1.

2.2.7.2.3.6 A fissile material excepted from classification as “FISSILE” under 2.2.7.2.3.5 (f) shall be subcritical without the need for accumulation control under the following conditions:

- (a) The conditions of 6.4.11.1 (a) of ADR;
- (b) The conditions consistent with the assessment provisions stated in 6.4.11.12 (b) and 6.4.11.13 (b) of ADR for packages.

#### 2.2.7.2.4 *Classification of packages or unpacked material*

The quantity of radioactive material in a package shall not exceed the relevant limits for the package type as specified below.

##### 2.2.7.2.4.1 Classification as excepted package

2.2.7.2.4.1.1 A package may be classified as an excepted package if it meets one of the following conditions:

- (a) It is an empty package having contained radioactive material;
- (b) It contains instruments or articles not exceeding the activity limits specified in columns (2) and (3) of Table 2.2.7.2.4.1.2;
- (c) It contains articles manufactured of natural uranium, depleted uranium or natural thorium;

Copyright © United Nations, 2019. All rights reserved

- (d) It contains radioactive material not exceeding the activity limits specified in column (4) of Table 2.2.7.2.4.1.2; or
- (e) It contains less than 0.1 kg of uranium hexafluoride not exceeding the activity limits specified in column (4) of Table 2.2.7.2.4.1.2.

2.2.7.2.4.1.2 A package containing radioactive material may be classified as an excepted package provided that the radiation level at any point on its external surface does not exceed 5  $\mu\text{Sv/h}$ .

**Table 2.2.7.2.4.1.2: Activity limits for excepted packages**

Physical state of contents	Instruments or article		Materials Package limits <sup>a</sup>
	Item limits <sup>a</sup>	Package limits <sup>a</sup>	
(1)	(2)	(3)	(4)
<b>Solids</b>			
special form	$10^{-2} A_1$	$A_1$	$10^{-3} A_1$
other form	$10^{-2} A_2$	$A_2$	$10^{-3} A_2$
<b>Liquids</b>	$10^{-3} A_2$	$10^{-1} A_2$	$10^{-4} A_2$
<b>Gases</b>			
Tritium	$2 \times 10^{-2} A_2$	$2 \times 10^{-1} A_2$	$2 \times 10^{-2} A_2$
special form	$10^{-3} A_1$	$10^{-2} A_1$	$10^{-3} A_1$
other forms	$10^{-3} A_2$	$10^{-2} A_2$	$10^{-3} A_2$

<sup>a</sup> For mixtures of radionuclides, see 2.2.7.2.2.4 to 2.2.7.2.2.6.

2.2.7.2.4.1.3 Radioactive material which is enclosed in or is included as a component part of an instrument or other manufactured article may be classified under UN No. 2911 RADIOACTIVE MATERIAL, EXCEPTED PACKAGE - INSTRUMENTS or ARTICLES provided that:

- (a) The radiation level at 10 cm from any point on the external surface of any unpackaged instrument or article is not greater than 0.1 mSv/h;
- (b) Each instrument or manufactured article bears the mark “RADIOACTIVE” on its external surface except for the following:
  - (i) radioluminescent time-pieces or devices;
  - (ii) consumer products that have either received regulatory approval in accordance with 1.7.1.4 (e) or do not individually exceed the activity limit for an exempt consignment in Table 2.2.7.2.2.1 (column 5), provided such products are transported in a package that bears the mark “RADIOACTIVE” on its internal surface in such a manner that a warning of the presence of radioactive material is visible on opening the package; and
  - (iii) other instruments or articles too small to bear the mark “RADIOACTIVE”, provided that they are transported in a package that bears the mark “RADIOACTIVE” on its internal surface in such a manner that a warning of the presence of radioactive material is visible on opening the package;
- (c) The active material is completely enclosed by non-active components (a device performing the sole function of containing radioactive material shall not be considered to be an instrument or manufactured article); and
- (d) The limits specified in columns 2 and 3 of Table 2.2.7.2.4.1.2 are met for each individual item and each package, respectively.

Copyright © United Nations, 2019. All rights reserved

2.2.7.2.4.1.4 Radioactive material in forms other than as specified in 2.2.7.2.4.1.3 and with an activity not exceeding the limits specified in column 4 of Table 2.2.7.2.4.1.2, may be classified under UN No. 2910 RADIOACTIVE MATERIAL, EXCEPTED PACKAGE - LIMITED QUANTITY OF MATERIAL provided that:

- (a) The package retains its radioactive contents under routine conditions of carriage; and
- (b) The package bears the mark "RADIOACTIVE" on either:
  - (i) An internal surface in such a manner that a warning of the presence of radioactive material is visible on opening the package; or
  - (ii) The outside of the package, where it is impractical to mark an internal surface.

2.2.7.2.4.1.5 Uranium hexafluoride not exceeding the limits specified in Column 4 of Table 2.2.7.2.4.1.2 may be classified under UN 3507 URANIUM HEXAFLUORIDE, RADIOACTIVE MATERIAL, EXCEPTED PACKAGE, less than 0.1 kg per package, non-fissile or fissile-excepted provided that:

- (a) The mass of uranium hexafluoride in the package is less than 0.1 kg;
- (b) The conditions of 2.2.7.2.4.5.2 and 2.2.7.2.4.1.4 (a) and (b) are met.

2.2.7.2.4.1.6 Articles manufactured of natural uranium, depleted uranium or natural thorium and articles in which the sole radioactive material is unirradiated natural uranium, unirradiated depleted uranium or unirradiated natural thorium may be classified under UN No. 2909 RADIOACTIVE MATERIAL, EXCEPTED PACKAGE - ARTICLES MANUFACTURED FROM NATURAL URANIUM or DEPLETED URANIUM or NATURAL THORIUM, provided that the outer surface of the uranium or thorium is enclosed in an inactive sheath made of metal or some other substantial material.

2.2.7.2.4.1.7 An empty packaging which had previously contained radioactive material may be classified under UN No. 2908 RADIOACTIVE MATERIAL, EXCEPTED PACKAGE - EMPTY PACKAGING, provided that:

- (a) It is in a well-maintained condition and securely closed;
- (b) The outer surface of any uranium or thorium in its structure is covered with an inactive sheath made of metal or some other substantial material;
- (c) The level of internal non-fixed contamination, when averaged over any 300 cm<sup>2</sup>, does not exceed:
  - (i) 400 Bq/cm<sup>2</sup> for beta and gamma emitters and low toxicity alpha emitters; and
  - (ii) 40 Bq/cm<sup>2</sup> for all other alpha emitters; and
- (d) Any labels which may have been displayed on it in conformity with 5.2.2.1.11.1 are no longer visible.

2.2.7.2.4.2 Classification as Low specific activity (LSA) material

Radioactive material may only be classified as LSA material if the definition of LSA in 2.2.7.1.3 and the conditions of 2.2.7.2.3.1, 4.1.9.2 and 7.5.11 CV33 (2) of ADR are met.

Copyright © United Nations, 2019. All rights reserved

## 2.2.7.2.4.3 Classification as Surface contaminated object (SCO)

Radioactive material may be classified as SCO if the definition of SCO in 2.2.7.1.3 and the conditions of 2.2.7.2.3.2, 4.1.9.2 and 7.5.11 CV33 (2) of ADR are met.

## 2.2.7.2.4.4 Classification as Type A package

Packages containing radioactive material may be classified as Type A packages provided that the following conditions are met:

Type A packages shall not contain activities greater than either of the following:

- (a) For special form radioactive material -  $A_1$ ;
- (b) For all other radioactive material -  $A_2$ .

For mixtures of radionuclides whose identities and respective activities are known, the following condition shall apply to the radioactive contents of a Type A package:

$$\sum_i \frac{B(i)}{A_1(i)} + \sum_j \frac{C(j)}{A_2(j)} \leq 1$$

where  $B(i)$  is the activity of radionuclide  $i$  as special form radioactive material;

$A_1(i)$  is the  $A_1$  value for radionuclide  $i$ ;

$C(j)$  is the activity of radionuclide  $j$  as other than special form radioactive material;

$A_2(j)$  is the  $A_2$  value for radionuclide  $j$ .

2.2.7.2.4.5 *Classification of uranium hexafluoride*

## 2.2.7.2.4.5.1 Uranium hexafluoride shall only be assigned to:

- (a) UN No. 2977, RADIOACTIVE MATERIAL, URANIUM HEXAFLUORIDE, FISSILE;
- (b) UN No. 2978, RADIOACTIVE MATERIAL, URANIUM HEXAFLUORIDE, non-fissile or fissile-excepted; or
- (c) UN No. 3507, URANIUM HEXAFLUORIDE, RADIOACTIVE MATERIAL, EXCEPTED PACKAGE less than 0.1 kg per package, non-fissile or fissile-excepted.

## 2.2.7.2.4.5.2 The contents of a package containing uranium hexafluoride shall comply with the following requirements:

- (a) For UN Nos. 2977 and 2978, the mass of uranium hexafluoride shall not be different from that allowed for the package design, and for UN No. 3507, the mass of uranium hexafluoride shall be less than 0.1 kg;
- (b) The mass of uranium hexafluoride shall not be greater than a value that would lead to an ullage smaller than 5% at the maximum temperature of the package as specified for the plant systems where the package shall be used; and
- (c) The uranium hexafluoride shall be in solid form and the internal pressure shall not be above atmospheric pressure when presented for carriage.



Copyright © United Nations, 2019. All rights reserved

2.2.7.2.4.6 Classification as Type B(U), Type B(M) or Type C packages

2.2.7.2.4.6.1 Packages not otherwise classified in 2.2.7.2.4 (2.2.7.2.4.1 to 2.2.7.2.4.5) shall be classified in accordance with the competent authority certificate of approval for the package issued by the country of origin of design.

2.2.7.2.4.6.2 The contents of a Type B(U), Type B(M) or Type C package shall be as specified in the certificate of approval.

2.2.7.2.5 *Special arrangements*

Radioactive material shall be classified as transported under special arrangement when it is intended to be carried in accordance with 1.7.4.

Copyright © United Nations, 2019. All rights reserved

**2.2.8 Class 8 Corrosive substances****2.2.8.1 Definition, general provisions and criteria**

2.2.8.1.1 Corrosive substances are substances which, by chemical action, will cause irreversible damage to the skin, or, in the case of leakage, will materially damage, or even destroy, other goods or the means of transport. The heading of this class also covers other substances which form a corrosive liquid only in the presence of water, or which produce corrosive vapour or mist in the presence of natural moisture of the air.

2.2.8.1.2 For substances and mixtures that are corrosive to skin, general classification provisions are provided in 2.2.8.1.4. Skin corrosion refers to the production of irreversible damage to the skin, namely, visible necrosis through the epidermis and into the dermis occurring after exposure to a substance or mixture.

2.2.8.1.3 Liquids and solids which may become liquid during carriage, which are judged not to be skin corrosive shall still be considered for their potential to cause corrosion to certain metal surfaces in accordance with the criteria in 2.2.8.1.5.3 (c) (ii).

**2.2.8.1.4 General classification provisions**

2.2.8.1.4.1 Substances and articles of Class 8 are subdivided as follows:

C1-C11 Corrosive substances without subsidiary hazard and articles containing such substances:

C1-C4 Acid substances:  
 C1 Inorganic, liquid;  
 C2 Inorganic, solid;  
 C3 Organic, liquid;  
 C4 Organic, solid;

C5-C8 Basic substances:  
 C5 Inorganic, liquid;  
 C6 Inorganic, solid;  
 C7 Organic, liquid;  
 C8 Organic, solid;

C9-C10 Other corrosive substances:  
 C9 Liquid;  
 C10 Solid;

C11 Articles.

CF Corrosive substances, flammable:  
 CF1 Liquid;  
 CF2 Solid;

CS Corrosive substances, self-heating:  
 CS1 Liquid;  
 CS2 Solid;

CW Corrosive substances which, in contact with water, emit flammable gases:  
 CW1 Liquid;  
 CW2 Solid;

CO Corrosive substances, oxidizing:  
 CO1 Liquid;

Copyright © United Nations, 2019. All rights reserved

CO2 Solid;

CT Corrosive substances, toxic and articles containing such substances:  
 CT1 Liquid;  
 CT2 Solid;  
 CT3 Articles;

CFT Corrosive substances, flammable, liquid, toxic;  
 COT Corrosive substances, oxidizing, toxic.

*Classification and assignment of packing groups*

2.2.8.1.4.2 Substances and mixtures of Class 8 are divided among the three packing groups according to their degree of danger in carriage:

- (a) Packing group I: very dangerous substances and mixtures;
- (b) Packing group II: substances and mixtures presenting medium danger;
- (c) Packing group III: substances and mixtures that present minor danger.

2.2.8.1.4.3 Allocation of substances listed in Table A of Chapter 3.2 to the packing groups in Class 8 has been made on the basis of experience taking into account such additional factors as inhalation risk (see 2.2.8.1.4.5) and reactivity with water (including the formation of dangerous decomposition products).

2.2.8.1.4.4 New substances and mixtures can be assigned to packing groups on the basis of the length of time of contact necessary to produce irreversible damage of intact skin tissue in accordance with the criteria in 2.2.8.1.5. Alternatively, for mixtures, the criteria in 2.2.8.1.6 can be used.

2.2.8.1.4.5 A substance or mixture meeting the criteria of Class 8 having an inhalation toxicity of dusts and mists (LC<sub>50</sub>) in the range of packing group I, but toxicity through oral ingestion or dermal contact only in the range of packing group III or less, shall be allocated to Class 8 (see 2.2.61.1.7.2).

2.2.8.1.5 *Packing group assignment for substances and mixtures*

2.2.8.1.5.1 Existing human and animal data including information from single or repeated exposure shall be the first line of evaluation, as they give information directly relevant to effects on the skin.

2.2.8.1.5.2 In assigning the packing group in accordance with 2.2.8.1.4.4, account shall be taken of human experience in instances of accidental exposure. In the absence of human experience the assignment shall be based on data obtained from experiments in accordance with OECD Test Guideline 404<sup>5</sup> or 435<sup>6</sup>. A substance or mixture which is determined not to be corrosive in accordance with OECD Test Guideline 430<sup>7</sup> or 431<sup>8</sup> may be considered not to be corrosive to skin for the purposes of ADN without further testing.

2.2.8.1.5.3 Packing groups are assigned to corrosive substances in accordance with the following criteria (see table 2.2.8.1.5.3):

<sup>5</sup> OECD Guideline for the testing of chemicals No. 404 "Acute Dermal Irritation/Corrosion" 2015

<sup>6</sup> OECD Guideline for the testing of chemicals No. 435 "In Vitro Membrane Barrier Test Method for Skin Corrosion" 2015

<sup>7</sup> OECD Guideline for the testing of chemicals No. 430 "In Vitro Skin Corrosion: Transcutaneous Electrical Resistance Test (TER)" 2015

<sup>8</sup> OECD Guideline for the testing of chemicals No. 431 "In Vitro Skin Corrosion: Human Skin Model Test" 2015

Copyright © United Nations, 2019. All rights reserved

- (a) Packing group I is assigned to substances that cause irreversible damage of intact skin tissue within an observation period up to 60 minutes starting after the exposure time of three minutes or less;
- (b) Packing group II is assigned to substances that cause irreversible damage of intact skin tissue within an observation period up to 14 days starting after the exposure time of more than three minutes but not more than 60 minutes;
- (c) Packing group III is assigned to substances that:
  - (i) Cause irreversible damage of intact skin tissue within an observation period up to 14 days starting after the exposure time of more than 60 minutes but not more than 4 hours; or
  - (ii) Are judged not to cause irreversible damage of intact skin tissue but which exhibit a corrosion rate on either steel or aluminium surfaces exceeding 6.25 mm a year at a test temperature of 55 °C when tested on both materials. For the purposes of testing steel, type S235JR+CR (1.0037 resp. St 37-2), S275J2G3+CR (1.0144 resp. St 44-3), ISO 3574 or Unified Numbering System (UNS) G10200 or a similar type or SAE 1020, and for testing aluminium, non-clad, types 7075-T6 or AZ5GU-T6 shall be used. An acceptable test is prescribed in the Manual of Tests and Criteria, Part III, Section 37.

**NOTE:** Where an initial test on either steel or aluminium indicates the substance being tested is corrosive the follow up test on the other metal is not required.

**Table 2.2.8.1.5.3: Table summarizing the criteria in 2.2.8.1.5.3**

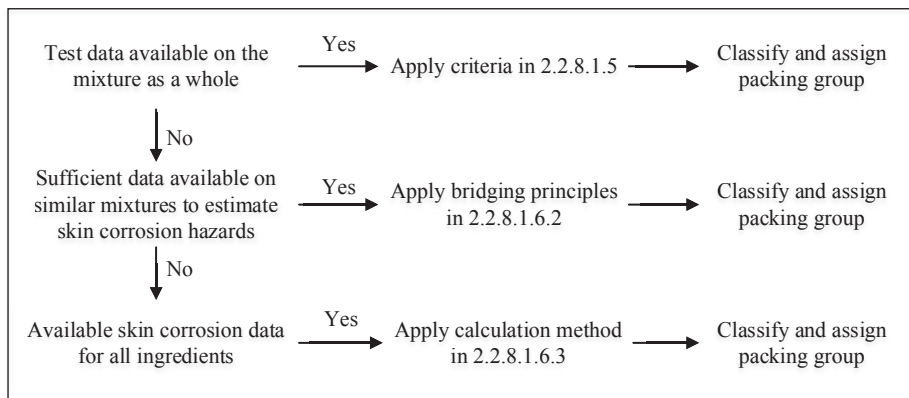
Packing Group	Exposure Time	Observation Period	Effect
<b>I</b>	≤ 3 min	≤ 60 min	Irreversible damage of intact skin
<b>II</b>	> 3 min ≤ 1 h	≤ 14 d	Irreversible damage of intact skin
<b>III</b>	> 1 h ≤ 4 h	≤ 14 d	Irreversible damage of intact skin
<b>III</b>	-	-	Corrosion rate on either steel or aluminium surfaces exceeding 6.25 mm a year at a test temperature of 55 °C when tested on both materials

2.2.8.1.6 *Alternative packing group assignment methods for mixtures: Step-wise approach*

2.2.8.1.6.1 General provisions

For mixtures it is necessary to obtain or derive information that allows the criteria to be applied to the mixture for the purpose of classification and assignment of packing groups. The approach to classification and assignment of packing groups is tiered, and is dependent upon the amount of information available for the mixture itself, for similar mixtures and/or for its ingredients. The flow chart of Figure 2.2.8.1.6.1 below outlines the process to be followed:

Copyright © United Nations, 2019. All rights reserved

**Figure 2.2.8.1.6.1: Step-wise approach to classify and assign packing group of corrosive mixtures****2.2.8.1.6.2 Bridging principles**

Where a mixture has not been tested to determine its skin corrosion potential, but there are sufficient data on both the individual ingredients and similar tested mixtures to adequately classify and assign a packing group for the mixture, these data will be used in accordance with the following bridging principles. This ensures that the classification process uses the available data to the greatest extent possible in characterizing the hazards of the mixture.

- (a) **Dilution:** If a tested mixture is diluted with a diluent which does not meet the criteria for Class 8 and does not affect the packing group of other ingredients, then the new diluted mixture may be assigned to the same packing group as the original tested mixture.

**NOTE:** In certain cases, diluting a mixture or substance may lead to an increase in the corrosive properties. If this is the case, this bridging principle cannot be used.

- (b) **Batching:** The skin corrosion potential of a tested production batch of a mixture can be assumed to be substantially equivalent to that of another untested production batch of the same commercial product when produced by or under the control of the same manufacturer, unless there is reason to believe there is significant variation such that the skin corrosion potential of the untested batch has changed. If the latter occurs, a new classification is necessary.
- (c) **Concentration of mixtures of packing group I:** If a tested mixture meeting the criteria for inclusion in packing group I is concentrated, the more concentrated untested mixture may be assigned to packing group I without additional testing.
- (d) **Interpolation within one packing group:** For three mixtures (A, B and C) with identical ingredients, where mixtures A and B have been tested and are in the same skin corrosion packing group, and where untested mixture C has the same Class 8 ingredients as mixtures A and B but has concentrations of Class 8 ingredients intermediate to the concentrations in mixtures A and B, then mixture C is assumed to be in the same skin corrosion packing group as A and B.
- (e) **Substantially similar mixtures:** Given the following:
- (i) Two mixtures: (A+B) and (C+B);

Copyright © United Nations, 2019. All rights reserved

- (ii) The concentration of ingredient B is the same in both mixtures;
- (iii) The concentration of ingredient A in mixture (A+B) equals the concentration of ingredient C in mixture (C+B);
- (iv) Data on skin corrosion for ingredients A and C are available and substantially equivalent, i.e. they are the same skin corrosion packing group and do not affect the skin corrosion potential of B.

If mixture (A+B) or (C+B) is already classified based on test data, then the other mixture may be assigned to the same packing group.

#### 2.2.8.1.6.3 Calculation method based on the classification of the substances

2.2.8.1.6.3.1 Where a mixture has not been tested to determine its skin corrosion potential, nor is sufficient data available on similar mixtures, the corrosive properties of the substances in the mixture shall be considered to classify and assign a packing group.

Applying the calculation method is only allowed if there are no synergistic effects that make the mixture more corrosive than the sum of its substances. This restriction applies only if packing group II or III would be assigned to the mixture.

2.2.8.1.6.3.2 When using the calculation method, all Class 8 ingredients present at a concentration of  $\geq 1\%$  shall be taken into account, or  $< 1\%$  if these ingredients are still relevant for classifying the mixture to be corrosive to skin.

2.2.8.1.6.3.3 To determine whether a mixture containing corrosive substances shall be considered a corrosive mixture and to assign a packing group, the calculation method in the flow chart in Figure 2.2.8.1.6.3 shall be applied.

2.2.8.1.6.3.4 When a specific concentration limit (SCL) is assigned to a substance following its entry in Table A of Chapter 3.2 or in a special provision, this limit shall be used instead of the generic concentration limits (GCL). This appears where 1% is used in the first step for the assessment of the packing group I substances, and where 5% is used for the other steps respectively in Figure 2.2.8.1.6.3.

2.2.8.1.6.3.5 For this purpose, the summation formula for each step of the calculation method shall be adapted. This means that, where applicable, the generic concentration limit shall be substituted by the specific concentration limit assigned to the substance(s) ( $SCL_i$ ), and the adapted formula is a weighted average of the different concentration limits assigned to the different substances in the mixture:

$$\frac{PGx_1}{GCL} + \frac{PGx_2}{SCL_2} + \dots + \frac{PGx_i}{SCL_i} \geq 1$$

Where:

$PG x_i$  = concentration of substance 1, 2 ...i in the mixture, assigned to packing group x (I, II or III)

GCL = generic concentration limit

$SCL_i$  = specific concentration limit assigned to substance i

The criterion for a packing group is fulfilled when the result of the calculation is  $\geq 1$ . The generic concentration limits to be used for the evaluation in each step of the calculation method are those found in Figure 2.2.8.1.6.3.

Copyright © United Nations, 2019. All rights reserved

Examples for the application of the above formula can be found in the note below.

**NOTE:** *Examples for the application of the above formula*

*Example 1: A mixture contains one corrosive substance in a concentration of 5% assigned to packing group I without a specific concentration limit:*

*Calculation for packing group I:*  $\frac{5}{5 (GCL)} = 1 \rightarrow \text{assign to Class 8, packing group I.}$

*Example 2: A mixture contains three substances corrosive to skin; two of them (A and B) have specific concentration limits; for the third one (C) the generic concentration limit applies. The rest of the mixture needs not to be taken into consideration:*

Substance X in the mixture and its packing group assignment within Class 8	Concentration (conc) in the mixture in %	Specific concentration limit (SCL) for packing group I	Specific concentration limit (SCL) for packing group II	Specific concentration limit (SCL) for packing group III
A, assigned to packing group I	3	30%	none	none
B, assigned to packing group I	2	20%	10%	none
C, assigned to packing group III	10	none	none	none

*Calculation for packing group I:*  $\frac{3 (conc A)}{30 (SCL PG I)} + \frac{2 (conc B)}{20 (SCL PG I)} = 0,2 < 1$

*The criterion for packing group I is not fulfilled.*

*Calculation for packing group II:*  $\frac{3 (conc A)}{5 (GCL PG II)} + \frac{2 (conc B)}{10 (SCL PG II)} = 0,8 < 1$

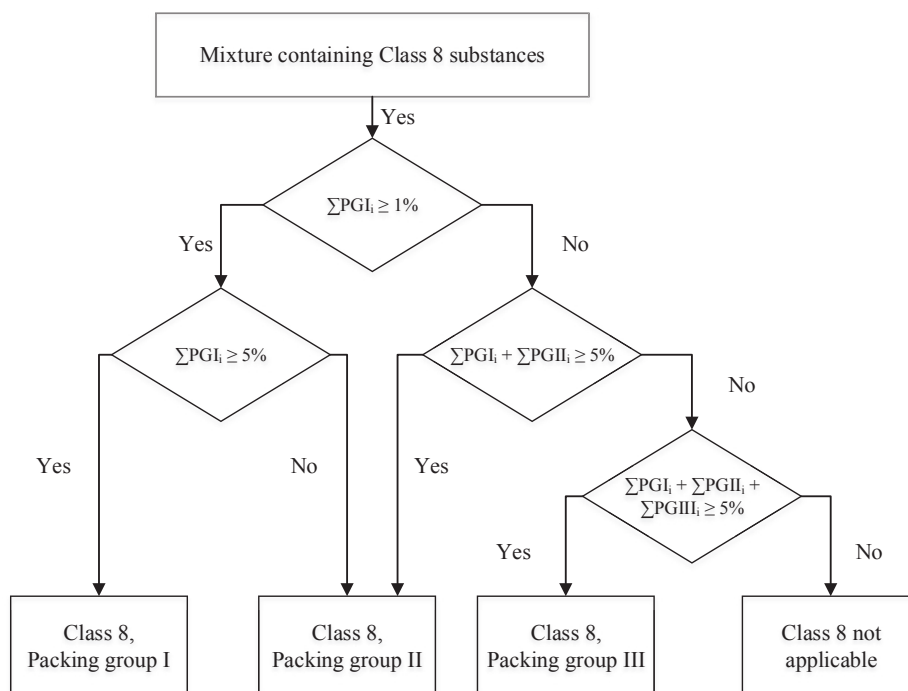
*The criterion for packing group II is not fulfilled.*

*Calculation for packing group III:*  $\frac{3 (conc A)}{5 (GCL PG III)} + \frac{2 (conc B)}{5 (GCL PG III)} + \frac{10 (conc C)}{5 GCL PG III} = 3 \geq 1$

*The criterion for packing group III is fulfilled, the mixture shall be assigned to Class 8, packing group III.*

Copyright © United Nations, 2019. All rights reserved

Figure 2.2.8.1.6.3: Calculation method



- 2.2.8.1.7 If substances of Class 8, as a result of admixtures, come into categories of risk different from those to which the substances mentioned by name in Table A of Chapter 3.2 belong, these mixtures or solutions shall be assigned to the entries to which they belong, on the basis of their actual degree of danger.

**NOTE:** For the classification of solutions and mixtures (such as preparations and wastes), see also 2.1.3.

- 2.2.8.1.8 On the basis of the criteria set out in paragraph 2.2.8.1.6, it may also be determined whether the nature of a solution or mixture mentioned by name or containing a substance mentioned by name is such that the solution or mixture is not subject to the provisions for this class.

- 2.2.8.1.9 (Deleted)

**NOTE:** UN No. 1910 calcium oxide and UN No. 2812 sodium aluminate, listed in the UN Model Regulations, are not subject to the provisions of ADN.

## 2.2.8.2 Substances not accepted for carriage

- 2.2.8.2.1 Chemically unstable substances of Class 8 shall not be accepted for carriage unless the necessary precautions have been taken to prevent the possibility of a dangerous decomposition or polymerization under normal conditions of carriage. For the precautions necessary to prevent polymerization, see special provision 386 of Chapter 3.3. To this end particular care shall be taken to ensure that receptacles and tanks do not contain any substances liable to promote these reactions.



Copyright © United Nations, 2019. All rights reserved

2.2.8.2.2 The following substances shall not be accepted for carriage:

- UN No. 1798 NITROHYDROCHLORIC ACID;
- chemically unstable mixtures of spent sulphuric acid;
- chemically unstable mixtures of nitrating acid or mixtures of residual sulphuric and nitric acids, not denitrated;
- perchloric acid aqueous solution with more than 72 % pure acid, by mass, or mixtures of perchloric acid with any liquid other than water.

Copyright © United Nations, 2019. All rights reserved

### 2.2.8.3 *List of collective entries* Corrosive substances without subsidiary hazard and articles containing such substances

Acid	inorganic	liquid C1	2584 ALKYL SULPHONIC ACIDS, LIQUID with more than 5% free sulphuric acid or 2584 ARYL SULPHONIC ACIDS, LIQUID with more than 5% free sulphuric acid 2693 BISULPHITES, AQUEOUS SOLUTION, N.O.S. 2837 BISULPHATES, AQUEOUS SOLUTION 3264 CORROSIVE LIQUID, ACIDIC, INORGANIC, N.O.S.
		solid C2	1740 HYDROGEN DIFLUORIDES, SOLID, N.O.S. 2583 ALKYL SULPHONIC ACIDS, SOLID with more than 5% free sulphuric acid or 2583 ARYL SULPHONIC ACIDS, SOLID with more than 5% free sulphuric acid 3260 CORROSIVE SOLID, ACIDIC, INORGANIC, N.O.S.
	organic	liquid C3	2586 ALKYL SULPHONIC ACIDS, LIQUID with not more than 5% free sulphuric acid or 2586 ARYL SULPHONIC ACIDS, LIQUID with not more than 5% free sulphuric acid 2987 CHLOROSILANES, CORROSIVE, N.O.S. 3145 ALKYL PHENOLS, LIQUID, N.O.S. (including C <sub>2</sub> -C <sub>12</sub> homologues) 3265 CORROSIVE LIQUID, ACIDIC, ORGANIC, N.O.S.
		solid C4	2430 ALKYL PHENOLS, SOLID, N.O.S. (including C <sub>2</sub> -C <sub>12</sub> homologues) 2585 ALKYL SULPHONIC ACIDS, SOLID with not more than 5% free sulphuric acid or 2585 ARYL SULPHONIC ACIDS, SOLID with not more than 5% free sulphuric acid 3261 CORROSIVE SOLID, ACIDIC, ORGANIC, N.O.S.
Basic	inorganic	liquid C5	1719 CAUSTIC ALKALI LIQUID, N.O.S. 2797 BATTERY FLUID, ALKALI 3266 CORROSIVE LIQUID, BASIC, INORGANIC, N.O.S.
		solid C6	3262 CORROSIVE SOLID, BASIC, INORGANIC, N.O.S.
C5-C8	organic	liquid C7	2735 AMINES, LIQUID, CORROSIVE, N.O.S. or 2735 POLYAMINES, LIQUID, CORROSIVE, N.O.S. 3267 CORROSIVE LIQUID, BASIC, ORGANIC, N.O.S.
		solid C8	3259 AMINES, SOLID, CORROSIVE, N.O.S., or 3259 POLYAMINES, SOLID, CORROSIVE, N.O.S. 3263 CORROSIVE SOLID, BASIC, ORGANIC, N.O.S.
Other corrosive substances C9-C10		liquid C9	1903 DISINFECTANT, LIQUID, CORROSIVE, N.O.S. 2801 DYE, LIQUID, CORROSIVE, N.O.S. or 2801 DYE INTERMEDIATE, LIQUID, CORROSIVE, N.O.S. 3066 PAINT (including paint, enamel, stain, shellac, varnish, polish, liquid filler and lacquer base) or 3066 PAINT RELATED MATERIAL (including paint thinning or reducing compound) 1760 CORROSIVE LIQUID, N.O.S.
		solid <sup>a</sup> C10	3147 DYE, SOLID, CORROSIVE, N.O.S. or 3147 DYE INTERMEDIATE, SOLID, CORROSIVE, N.O.S. 3244 SOLIDS CONTAINING CORROSIVE LIQUID, N.O.S. 1759 CORROSIVE SOLID, N.O.S.
Articles		C11	1774 FIRE EXTINGUISHER CHARGES, corrosive liquid 2028 BOMBS, SMOKE, NON-EXPLOSIVE with corrosive liquid, without initiating device 2794 BATTERIES, WET, FILLED WITH ACID, electric storage 2795 BATTERIES, WET, FILLED WITH ALKALI, electric storage 2800 BATTERIES, WET, NON-SPILLABLE, electric storage 3028 BATTERIES, DRY, CONTAINING POTASSIUM HYDROXIDE SOLID, electric storage 3477 FUEL CELL CARTRIDGES containing corrosive substances, or 3477 FUEL CELL CARTRIDGES CONTAINED IN EQUIPMENT, containing corrosive substances, or 3477 FUEL CELL CARTRIDGES PACKED WITH EQUIPMENT, containing corrosive substances 3547 ARTICLES CONTAINING CORROSIVE SUBSTANCE, N.O.S.

(cont'd on next page)

<sup>a</sup> Mixtures of solids which are not subject to the provisions of ADN and of corrosive liquids may be carried under UN No. 3244 without being subject to the classification criteria of Class 8, provided there is no free liquid visible at the time the substance is loaded or at the time the packaging or cargo transport unit is closed. Each packaging shall correspond to a design type which has passed the leakproofness test for Packing group II level.

Copyright © United Nations, 2019. All rights reserved

**Corrosive substances with subsidiary hazard(s) and articles containing such substances**

(cont'd)	<b>liquid</b>	<b>CF1</b>	3470	PAINTE, CORROSIVE, FLAMMABLE (including paint, enamel, stain, shellac, varnish, polish, liquid filler and lacquer base) or
			3470	PAINTE RELATED MATERIAL, CORROSIVE, FLAMMABLE (including paint thinning or reducing compound)
			2734	AMINES, LIQUID, CORROSIVE, FLAMMABLE, N.O.S. or
			2734	POLYAMINES, LIQUID, CORROSIVE, FLAMMABLE, N.O.S.
			2986	CHLOROSILANES, CORROSIVE, FLAMMABLE, N.O.S.
2920	CORROSIVE LIQUID, FLAMMABLE, N.O.S.			
<b>Flammable<sup>b</sup></b>				
<b>CF</b>	<b>solid</b>	<b>CF2</b>	2921	CORROSIVE SOLID, FLAMMABLE, N.O.S.
<b>Self-heating</b>	<b>liquid</b>	<b>CS1</b>	3301	CORROSIVE LIQUID, SELF-HEATING, N.O.S.
<b>CS</b>	<b>solid</b>	<b>CS2</b>	3095	CORROSIVE SOLID, SELF-HEATING, N.O.S.
<b>Water-reactive</b>	<b>liquid<sup>b</sup></b>	<b>CW1</b>	3094	CORROSIVE LIQUID, WATER-REACTIVE, N.O.S.
<b>CW</b>	<b>solid</b>	<b>CW2</b>	3096	CORROSIVE SOLID, WATER-REACTIVE, N.O.S.
<b>Oxidizing</b>	<b>liquid</b>	<b>CO1</b>	3093	CORROSIVE LIQUID, OXIDIZING, N.O.S.
<b>CO</b>	<b>solid</b>	<b>CO2</b>	3084	CORROSIVE SOLID, OXIDIZING, N.O.S.
<b>Toxic<sup>d</sup></b>	<b>liquid<sup>c</sup></b>	<b>CT1</b>	3471	HYDROGENDIFLUORIDES SOLUTION, N.O.S.
			2922	CORROSIVE LIQUID, TOXIC, N.O.S.
<b>CT</b>	<b>solid<sup>e</sup></b>	<b>CT2</b>	2923	CORROSIVE SOLID, TOXIC, N.O.S.
	<b>articles</b>	<b>CT3</b>	3506	MERCURY CONTAINED IN MANUFACTURED ARTICLES
<b>Flammable, liquid, toxic<sup>d</sup></b>			<b>CFT</b>	No collective entry with this classification code available; if need be, classification under a collective entry with a classification code to be determined according to table of precedence of hazards in 2.1.3.10.
<b>Oxidizing, toxic<sup>d, e</sup></b>			<b>COT</b>	No collective entry with this classification code available; if need be, classification under a collective entry with a classification code to be determined according to table of precedence of hazards in 2.1.3.10.

<sup>b</sup> Chlorosilanes which, in contact with water or moist air, emit flammable gases, are substances of Class 4.3.<sup>c</sup> Chloroformates having predominantly toxic properties are substances of Class 6.1.<sup>d</sup> Corrosive substances which are highly toxic by inhalation, as defined in 2.2.61.1.4 to 2.2.61.1.9 are substances of Class 6.1.<sup>e</sup> UN No. 2505 AMMONIUM FLUORIDE, UN No. 1812 POTASSIUM FLUORIDE, UN No. 1690 SODIUM FLUORIDE, SOLID, UN No. 2674 SODIUM FLUOROSILICATE, UN No. 2856 FLUOROSILICATES, N.O.S., UN No. 3415 SODIUM FLUORIDE SOLUTION and UN No. 3422 POTASSIUM FLUORIDE SOLUTION are substances of Class 6.1.

Copyright © United Nations, 2019. All rights reserved

**2.2.9 Class 9 Miscellaneous dangerous substances and articles****2.2.9.1 Criteria**

2.2.9.1.1 The heading of Class 9 covers substances and articles which, during carriage, present a danger not covered by the heading of other classes.

2.2.9.1.2 The substances and articles of Class 9 are subdivided as follows:

M1 Substances which, on inhalation as fine dust, may endanger health;

M2 Substances and articles which, in the event of fire, may form dioxins;

M3 Substances evolving flammable vapour;

M4 Lithium batteries;

M5 Life-saving appliances;

M6-M8 Environmentally hazardous substances:

M6 Pollutant to the aquatic environment, liquid;

M7 Pollutant to the aquatic environment, solid;

M8 Genetically modified micro-organisms and organisms;

M9-M10 Elevated temperature substances:

M9 Liquid;

M10 Solid;

M11 Other substances and articles presenting a danger during carriage, but not meeting the definitions of another class.

*Definitions and classification*

2.2.9.1.3 Substances and articles classified in Class 9 are listed in Table A of Chapter 3.2. The assignment of substances and articles not mentioned by name in Table A of Chapter 3.2 to the relevant entry of that Table or of sub-section 2.2.9.3 shall be done in accordance with 2.2.9.1.4 to 2.2.9.1.8, 2.2.9.1.10, 2.2.9.1.11, 2.2.9.1.13 and 2.2.9.1.14 below.

*Substances which, on inhalation as fine dust, may endanger health*

2.2.9.1.4 Substances which, on inhalation as fine dust, may endanger health include asbestos and mixtures containing asbestos.

*Substances and articles which, in the event of fire, may form dioxins*

2.2.9.1.5 Substances and articles which, in the event of fire, may form dioxins include polychlorinated biphenyls (PCBs) and terphenyls (PCTs) and polyhalogenated biphenyls and terphenyls and mixtures containing these substances, as well as articles such as transformers, condensers and articles containing those substances or mixtures.

**NOTE:** Mixtures with a PCB or PCT content of not more than 50 mg/kg are not subject to the provisions of ADN.

Copyright © United Nations, 2019. All rights reserved

*Substances evolving flammable vapour*

- 2.2.9.1.6 Substances evolving flammable vapour include polymers containing flammable liquids with a flash-point not exceeding 55 °C.

*Lithium batteries*

- 2.2.9.1.7 Lithium batteries shall meet the following requirements, except when otherwise provided for in ADN (e.g. for prototype batteries and small production runs under special provision 310 or damaged batteries under special provision 376).

**NOTE:** For UN 3536 LITHIUM BATTERIES INSTALLED IN CARGO TRANSPORT UNIT, see special provision 389 in Chapter 3.3.

Cells and batteries, cells and batteries contained in equipment, or cells and batteries packed with equipment, containing lithium in any form shall be assigned to UN Nos. 3090, 3091, 3480 or 3481 as appropriate. They may be carried under these entries if they meet the following provisions:

- (a) Each cell or battery is of the type proved to meet the requirements of each test of the *Manual of Tests and Criteria*, Part III, sub-section 38.3;

**NOTE:** Batteries shall be of a design type proved to meet the testing requirements of the *Manual of Tests and Criteria*, part III, sub-section 38.3, irrespective of whether the cells of which they are composed are of a tested type.

- (b) Each cell and battery incorporates a safety venting device or is designed to preclude a violent rupture under normal conditions of carriage;
- (c) Each cell and battery is equipped with an effective means of preventing external short circuits;
- (d) Each battery containing cells or series of cells connected in parallel is equipped with effective means as necessary to prevent dangerous reverse current flow (e.g., diodes, fuses, etc.);
- (e) Cells and batteries shall be manufactured under a quality management programme that includes:
- (i) description of the organizational structure and responsibilities of personnel with regard to design and product quality;
  - (ii) The relevant inspection and test, quality control, quality assurance, and process operation instructions that will be used;
  - (iii) Process controls that should include relevant activities to prevent and detect internal short circuit failure during manufacture of cells;
  - (iv) Quality records, such as inspection reports, test data, calibration data and certificates. Test data shall be kept and made available to the competent authority upon request;
  - (v) Management reviews to ensure the effective operation of the quality management programme;
  - (vi) A process for control of documents and their revision;

Copyright © United Nations, 2019. All rights reserved

- (vii) A means for control of cells or batteries that are not conforming to the type tested as mentioned in (a) above;
- (viii) Training programmes and qualification procedures for relevant personnel; and
- (ix) Procedures to ensure that there is no damage to the final product.

**NOTE:** *In-house quality management programmes may be accepted. Third party certification is not required, but the procedures listed in (i) to (ix) above shall be properly recorded and traceable. A copy of the quality management programme shall be made available to the competent authority upon request.*

- (f) Lithium batteries, containing both primary lithium metal cells and rechargeable lithium ion cells, that are not designed to be externally charged (see special provision 387 of Chapter 3.3) shall meet the following conditions:
  - (i) The rechargeable lithium ion cells can only be charged from the primary lithium metal cells;
  - (ii) Overcharge of the rechargeable lithium ion cells is precluded by design;
  - (iii) The battery has been tested as a lithium primary battery;
  - (iv) Component cells of the battery shall be of a type proved to meet the respective testing requirements of the Manual of Tests and Criteria, part III, sub-section 38.3;
- (g) Manufacturers and subsequent distributors of cells or batteries manufactured after 30 June 2003 shall make available the test summary as specified in the Manual of Tests and Criteria, Part III, sub-section 38.3, paragraph 38.3.5.

Lithium batteries are not subject to the provisions of ADN if they meet the requirements of special provision 188 of Chapter 3.3.

*Life-saving appliances*

- 2.2.9.1.8 Life-saving appliances include life-saving appliances and motor vehicle components which meet the descriptions of special provisions 235 or 296 of Chapter 3.3.

*Environmentally hazardous substances*

- 2.2.9.1.9 *(Deleted)*

*Pollutants to the aquatic environment*

- 2.2.9.1.10 *Environmentally hazardous substances (aquatic environment)*

- 2.2.9.1.10.1 For carriage in packages or in bulk, substances, solutions and mixtures meeting the criteria for Acute 1, Chronic 1 or Chronic 2 in Chapter 2.4 (see also 2.1.3.8) shall be considered to be environmentally hazardous (aquatic environment). Substances which cannot be assigned to other classes in ADN or to other Class 9 entries and which meet these criteria shall be assigned to UN Nos. 3077, ENVIRONMENTALLY HAZARDOUS SUBSTANCE, SOLID, N.O.S., or 3082, ENVIRONMENTALLY HAZARDOUS SUBSTANCE, LIQUID, N.O.S., and to packing group III.

- 2.2.9.1.10.2 For carriage in tank vessels, the substances, solutions and mixtures referred to in 2.2.9.1.10.1 and those meeting the criteria for Acute 2, Acute 3 or Chronic 3 in Chapter 2.4 shall be considered to be environmentally hazardous.

Copyright © United Nations, 2019. All rights reserved

Substances classified as environmentally hazardous which meet the criteria for Acute or Chronic Category 1 shall be assigned to group 'N1'.

Substances classified as environmentally hazardous which meet the criteria for Chronic Categories 2 or 3 shall be assigned to group 'N2'.

Substances classified as environmentally hazardous which meet the criteria for Acute Categories 2 or 3 shall be assigned to group 'N3'.

Substances which meet the criteria of 2.2.9.1.10.1 shall be assigned to UN Nos. 3082, ENVIRONMENTALLY HAZARDOUS SUBSTANCE, LIQUID, N.O.S., or 3077, ENVIRONMENTALLY HAZARDOUS SUBSTANCE, SOLID, N.O.S., MOLTEN. Those that meet the additional criteria in this paragraph shall be assigned to identification Nos. 9005, ENVIRONMENTALLY HAZARDOUS SUBSTANCE, SOLID, N.O.S., MOLTEN, or 9006, ENVIRONMENTALLY HAZARDOUS SUBSTANCE, LIQUID, N.O.S.

2.2.9.1.10.3 Substances or mixtures classified as environmentally hazardous substances (aquatic environment) on the basis of Regulation 1272/2008/EC<sup>3</sup>

Notwithstanding the provisions of 2.2.9.1.10.1, if data for classification according to the criteria of 2.4.3 and 2.4.4 are not available, a substance or mixture:

- (a) Shall be classified as an environmentally hazardous substance (aquatic environment) if it has to be assigned category(ies) Aquatic Acute 1, Aquatic Chronic 1 or Aquatic Chronic 2 according to Regulation 1272/2008/EC<sup>3</sup>;
- (b) May be regarded as not being an environmentally hazardous substance (aquatic environment) for carriage in packages or in bulk in the sense of 2.2.9.10.1 if it does not have to be assigned such a category according to the said Regulation.

2.2.9.1.10.4 (Reserved)

2.2.9.1.10.5 For carriage in tank vessels, substances, solutions and mixtures are considered as floating substances, solutions and mixtures (floaters) if they meet the following criteria:<sup>9</sup>

Water solubility	< 0.1%
Vapour pressure	< 0.3 kPa
Relative density	≤ 1,000.

For carriage in tank vessels, substances, solutions and mixtures are considered as substances, solutions and mixtures that sink (sinkers) if they meet the following criteria:<sup>9</sup>

Water solubility	< 0.1%
Relative density	> 1,000.

*Genetically modified micro-organisms or organisms*

2.2.9.1.11 Genetically modified micro-organisms (GMMOs) and genetically modified organisms (GMOs) are micro-organisms and organisms in which genetic material has been purposely altered through genetic engineering in a way that does not occur naturally. They are assigned to Class 9 (UN No. 3245) if they do not meet the definition of toxic substances or infectious

<sup>3</sup> Regulation (EC) No 1272/2008 of the European Parliament and of the Council of 16 December 2008 on classification, labelling and packaging of substances and mixtures, amending and repealing Directive 67/548/EEC and 1999/45/EC; and amending Regulation (EC) No 1907/2006, published in the Official Journal of the European Union, L 353, 31 December 2008, p 1-1355.

<sup>9</sup> The values of relative density, vapour pressure and water solubility to be used according to the GESAMP model are the values at 20°C.

Copyright © United Nations, 2019. All rights reserved

substances, but are capable of altering animals, plants or microbiological substances in a way not normally the result of natural reproduction.

**NOTE 1:** *GMMOs and GMOs which are infectious are substances of Class 6.2, UN Nos. 2814, 2900 or 3373).*

**NOTE 2:** *GMMOs or GMOs are not subject to the provisions of ADN when authorized for use by the competent authorities of the countries of origin, transit and destination.*<sup>10</sup>

**NOTE 3:** *Genetically modified live animals which, in accordance with the current state of scientific knowledge, have no known pathogenic effect on humans, animals and plants and are carried in receptacles that are suitable for safely preventing both the escape of the animals and unauthorized access to them, are not subject to the provisions of ADN. The provisions specified by the International Air Transport Association (IATA) for air transport "Live Animals Regulations, LAR" can be drawn on as guidelines for suitable receptacles for the transport of live animals.*

**NOTE 4:** *Live animals shall not be used to carry genetically modified micro-organisms classified in Class 9 unless the substance can be carried no other way. Genetically modified live animals shall be carried under terms and conditions of the competent authorities of the countries of origin and destination.*

#### 2.2.9.1.12 (Deleted)

*Elevated temperature substances*

#### 2.2.9.1.13 Elevated temperature substances include substances which are carried or handed over for carriage in the liquid state at or above 100 °C and, in the case of those with a flash-point, below their flash-point. They also include solids which are carried or handed over for carriage at or above 240 °C.

**NOTE 1:** *Elevated temperature substances may be assigned to Class 9 only if they do not meet the criteria of any other class.*

**NOTE 2:** *Substances having a flash-point above 60 °C which are carried or handed over for carriage within a range of 15 K below the flash-point are substances of Class 3, identification number 9001.*

*Other substances and articles presenting a danger during carriage but not meeting the definitions of another class*

#### 2.2.9.1.14 The following other miscellaneous substances not meeting the definitions of another class are assigned to Class 9:

Solid ammonia compounds having a flash-point below 60 °C  
 Low hazard dithionites  
 Highly volatile liquids  
 Substances emitting noxious fumes  
 Substances containing allergens  
 Chemical kits and first aid kits  
 Electric double layer capacitors (with an energy storage capacity greater than 0.3 Wh).  
 Vehicles, engines and machinery, internal combustion.

<sup>10</sup> See Part C of Directive 2001/18/EC of the European Parliament and of the Council on the deliberate release into the environment of genetically modified organisms and repealing Council Directive 90/220/EEC (Official Journal of the European Communities, No. L 106, of 17 April 2001, pp 8-14) and Regulation (EC) No. 1829/2003 of the European Parliament and of the Council on genetically modified food and feed (Official Journal of the European Union, No. L 268, of 18 October 2003, pp 1-23), which set out the authorization procedures for the European Union.



Copyright © United Nations, 2019. All rights reserved

#### Articles containing miscellaneous dangerous goods

The following miscellaneous substances not meeting the definition of another class are assigned to Class 9 when they are carried in bulk or in tank vessels:

- UN 2071 AMMONIUM NITRATE BASED FERTILIZERS;

**NOTE:** *Solid ammonium nitrate based fertilizers shall be classified in accordance with the procedures as set out in the Manual of Tests and Criteria, Part III, Section 39.*

- UN 2216 FISH MEAL, STABILIZED (humidity between 5% by mass and 12% by mass with not more than 15% fat by mass); or
- UN 2216 FISH SCRAP, STABILIZED (humidity between 5% by mass and 12% by mass with not more than 15% fat by mass);
- Identification No. 9003 SUBSTANCES HAVING A FLASH-POINT ABOVE 60 °C AND NOT MORE THAN 100 °C which cannot be assigned to another class or another entry of Class 9. If these substances can also be assigned to Identification No. 9005 or Identification No. 9006, then Identification No. 9003 shall take precedence.
- Identification No. 9004, 4,4'-DIPHENYLMETHANE DIISOCYANATE;
- Identification No. 9005, ENVIRONMENTALLY HAZARDOUS SUBSTANCE, SOLID, N.O.S, MOLTEN, which cannot be assigned to UN No. 3077;
- Identification No. 9006, ENVIRONMENTALLY HAZARDOUS SUBSTANCE, LIQUID, N.O.S., which cannot be assigned to UN No. 3082.

**NOTE:** *UN No. 1845 carbon dioxide, solid (dry ice),<sup>11</sup> UN No. 2807 magnetized material, UN No. 3334 aviation regulated liquid, n.o.s. and UN No. 3335 aviation regulated solid, n.o.s., listed in the UN Model Regulations, are not subject to the provisions of ADN.*

#### Assignment of the packing groups

- 2.2.9.1.15 When indicated in column 4 of Table A of Chapter 3.2, substances and articles of Class 9 are assigned to one of the following packing groups according to their degree of danger:

Packing group II: substances presenting medium danger;  
Packing group III: substances presenting low danger.

#### 2.2.9.2 **Substances and articles not accepted for carriage**

The following substances and articles shall not be accepted for carriage:

- Lithium batteries which do not meet the relevant conditions of special provisions 188, 230, 310, 636 or 670 of Chapter 3.3;
- Uncleaned empty containment vessels for apparatus such as transformers, condensers and hydraulic apparatus containing substances assigned to UN Nos. 2315, 3151, 3152 or 3432.

<sup>11</sup> For UN No. 1845 carbon dioxide, solid (dry ice) used as a coolant, see 5.5.3.

Copyright © United Nations, 2019. All rights reserved

**2.2.9.3**      *List of entries*

<b>Substances which, on inhalation as fine dust, may endanger health</b>	<b>M1</b>	2212 ASBESTOS, AMPHIBOLE (amosite, tremolite, actinolite, anthophyllite, crocidolite) 2590 ASBESTOS, CHRYSOTILE
<b>Substances and articles which, in the event of fire, may form dioxins</b>	<b>M2</b>	2315 POLYCHLORINATED BIPHENYLS, LIQUID 3432 POLYCHLORINATED BIPHENYLS, SOLID 3151 POLYHALOGENATED BIPHENYLS, LIQUID or 3151 HALOGENATED MONOMETHYLDIPHENYLMETHANES, LIQUID or 3151 POLYHALOGENATED TERPHENYLS, LIQUID 3152 POLYHALOGENATED BIPHENYLS, SOLID or 3152 HALOGENATED MONOMETHYLDIPHENYLMETHANES, SOLID or 3152 POLYHALOGENATED TERPHENYLS, SOLID
<b>Substances evolving flammable vapour</b>	<b>M3</b>	2211 POLYMERIC BEADS, EXPANDABLE, evolving flammable vapour 3314 PLASTICS MOULDING COMPOUND in dough, sheet or extruded rope form evolving flammable vapour
<b>Lithium batteries</b>	<b>M4</b>	3090 LITHIUM METAL BATTERIES (including lithium alloy batteries) 3091 LITHIUM METAL BATTERIES CONTAINED IN EQUIPMENT (including lithium alloy batteries) or 3091 LITHIUM METAL BATTERIES PACKED WITH EQUIPMENT (including lithium alloy batteries) 3480 LITHIUM ION BATTERIES (including lithium ion polymer batteries) 3481 LITHIUM ION BATTERIES CONTAINED IN EQUIPMENT (including lithium ion polymer batteries) or 3481 LITHIUM ION BATTERIES PACKED WITH EQUIPMENT (including lithium ion polymer batteries) 3536 LITHIUM BATTERIES INSTALLED IN CARGO TRANSPORT UNIT lithium ion batteries or lithium metal batteries
<b>Life-saving appliances</b>	<b>M5</b>	2990 LIFE-SAVING APPLIANCES, SELF-INFLATING 3072 LIFE-SAVING APPLIANCES NOT SELF-INFLATING containing dangerous goods as equipment 3268 SAFETY DEVICES, electrically initiated
<b>Environmentally hazardous substances</b>	<b>pollutant to the aquatic environment, liquid</b>	<b>M6</b> 3082 ENVIRONMENTALLY HAZARDOUS SUBSTANCE, LIQUID, N.O.S. 9005 ENVIRONMENTALLY HAZARDOUS SUBSTANCE, SOLID, N.O.S., MOLTEN 9006 ENVIRONMENTALLY HAZARDOUS SUBSTANCE, LIQUID, N.O.S.
	<b>pollutant to the aquatic environment, solid</b>	<b>M7</b> 3077 ENVIRONMENTALLY HAZARDOUS SUBSTANCE, SOLID, N.O.S.
<i>(cont'd on next page)</i>	<b>genetically modified micro-organisms and organisms</b>	<b>M8</b> 3245 GENETICALLY MODIFIED MICROORGANISMS or 3245 GENETICALLY MODIFIED ORGANISMS

Copyright © United Nations, 2019. All rights reserved

2.2.9.3      *List of entries    (cont'd)*

Elevated temperature substances	liquid	M9	3257 ELEVATED TEMPERATURE LIQUID, N.O.S., at or above 100 °C and below its flash-point (including molten metal, molten salts, etc.)
	solid	M10	3258 ELEVATED TEMPERATURE SOLID, N.O.S., at or above 240 °C
Other substances and articles presenting a danger during carriage, but not meeting the definitions of another class		M11	<div>Only substances and articles listed in Table A of Chapter 3.2 are subject to the provisions for Class 9 under this classification code, as follows: 1841 ACETALDEHYDE AMMONIA 1931 ZINC DITHIONITE (ZINC HYDROSULPHITE) 1941 DIBROMODIFLUOROMETHANE 1990 BENZALDEHYDE 2071 AMMONIUM NITRATE BASED FERTILIZER (only in bulk) 2969 CASTOR BEANS, or 2969 CASTOR MEAL, or 2969 CASTOR POMACE, or 2969 CASTOR FLAKE 3166 VEHICLE, FLAMMABLE GAS POWERED or 3166 VEHICLE, FLAMMABLE LIQUID POWERED or 3166 VEHICLE, FUEL CELL, FLAMMABLE GAS POWERED or 3166 VEHICLE, FUEL CELL, FLAMMABLE LIQUID POWERED 3171 BATTERY POWERED VEHICLE or 3171 BATTERY POWERED EQUIPMENT 3316 CHEMICAL KIT, or 3316 FIRST AID KIT 3359 FUMIGATED CARGO TRANSPORT UNIT 3363 DANGEROUS GOODS IN MACHINERY or 3363 DANGEROUS GOODS IN APPARATUS 3499 CAPACITOR, ELECTRIC DOUBLE LAYER (with an energy storage capacity greater than 0.3Wh) 3508 CAPACITOR, ASYMMETRIC (with an energy storage capacity greater than 0.3Wh) 3509 PACKAGINGS, DISCARDED, EMPTY, UNCLEANED 3530 ENGINE, INTERNAL COMBUSTION or 3530 MACHINERY, INTERNAL COMBUSTION 3548 ARTICLES CONTAINING MISCELLANEOUS DANGEROUS GOODS N.O.S.</div>

Copyright © United Nations, 2019. All rights reserved

Copyright © United Nations, 2019. All rights reserved

## CHAPTER 2.3

### TEST METHODS

#### 2.3.0 General

Unless otherwise provided for in Chapter 2.2 or in this Chapter, the test methods to be used for the classification of dangerous goods are those described in the Manual of Tests and Criteria.

#### 2.3.1 Exudation test for blasting explosives of Type A

2.3.1.1 Blasting explosives of type A (UN No. 0081) shall, if they contain more than 40 % liquid nitric ester, in addition to the testing specified in the Manual of Tests and Criteria, satisfy the following exudation test.

2.3.1.2 The apparatus for testing blasting explosive for exudation (figs. 1 to 3) consists of a hollow bronze cylinder. This cylinder, which is closed at one end by a plate of the same metal, has an internal diameter of 15.7 mm and a depth of 40 mm.

It is pierced by 20 holes 0.5 mm in diameter (four sets of five holes) on the circumference. A bronze piston, cylindrically fashioned over a length of 48 mm and having a total length of 52 mm, slides into the vertically placed cylinder.

The piston, whose diameter is 15.6 mm, is loaded with a mass of 2 220 g so that a pressure of 120 kPa (1.20 bar) is exerted on the base of the cylinder.

2.3.1.3 A small plug of blasting explosive weighing 5 to 8 g, 30 mm long and 15 mm in diameter, is wrapped in very fine gauze and placed in the cylinder; the piston and its loading mass are then placed on it so that the blasting explosive is subjected to a pressure of 120 kPa (1.20 bar). The time taken for the appearance of the first signs of oily droplets (nitroglycerine) at the outer orifices of the cylinder holes is noted.

2.3.1.4 The blasting explosive is considered satisfactory if the time elapsing before the appearance of the liquid exudations is more than five minutes, the test having been carried out at a temperature of 15 °C to 25 °C.

Copyright © United Nations, 2019. All rights reserved

Test of blasting explosive for exudation

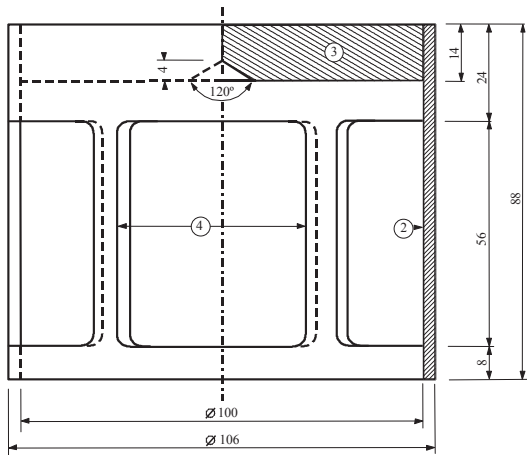


Fig. 1: Bell-form charge, mass 2220 g, capable of being suspended from a bronze piston

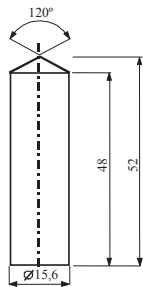


Fig. 2: Cylindrical bronze piston,

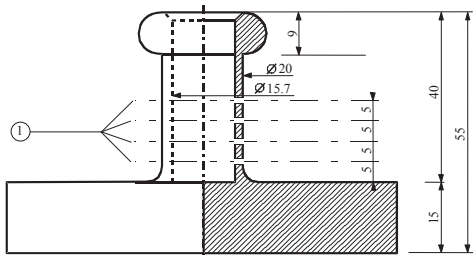


Fig. 3: Hollow bronze cylinder, closed at one Plan and cut dimensions in

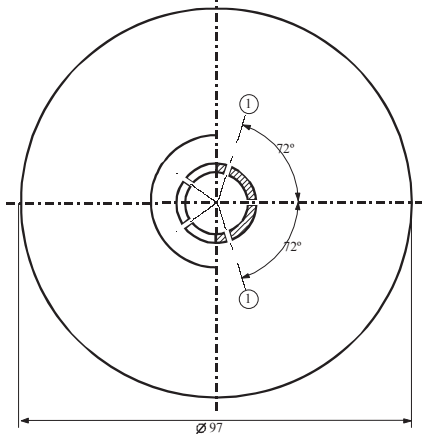


Fig. 1 to 3  
(1) 4 series of 5 holes at 0.5 Ø  
(2) copper  
(3) lead plate with centre cone at the inferior  
(4) 4 openings, approximately set at even intervals on the

**2.3.2 Tests relating to nitrated cellulose mixtures of Class 4.1**

- 2.3.2.1 Nitrocellulose heated for half an hour at 132 °C shall not give off visible yellowish-brown nitrous fumes (nitrous gases). The ignition temperature shall be above 180 °C. See 2.3.2.3 to 2.3.2.8, 2.3.2.9 (a) and 2.3.2.10 below.
- 2.3.2.2 3 g of plasticized nitrocellulose, heated for one hour at 132 °C, shall not give off visible yellowish-brown nitrous fumes (nitrous gases). The ignition temperature shall be above 170 °C. See 2.3.2.3 to 2.3.2.8, 2.3.2.9 (b) and 2.3.2.10 below.
- 2.3.2.3 The test procedures set out below are to be applied when differences of opinion arise as to the acceptability of substances for carriage by road.
- 2.3.2.4 If other methods or test procedures are used to verify the conditions of stability prescribed above in this section, those methods shall lead to the same findings as could be reached by the methods specified below.
- 2.3.2.5 In carrying out the stability tests by heating described below, the temperature of the oven containing the sample under test shall not deviate by more than 2 °C from the prescribed temperature; the prescribed duration of a 30-minute or 60-minute test shall be observed to within two minutes. The oven shall be such that the required temperature is restored not more than five minutes after insertion of the sample.
- 2.3.2.6 Before undergoing the tests in 2.3.2.9 and 2.3.2.10, the samples shall be dried for not less than 15 hours at the ambient temperature in a vacuum desiccator containing fused and granulated calcium chloride, the sample substance being spread in a thin layer; for this purpose, substances which are neither in powder form nor fibrous shall be ground, or grated, or cut into small pieces. The pressure in the desiccator shall be brought below 6.5 kPa (0.065 bar).
- 2.3.2.7 Before being dried as prescribed in 2.3.2.6 above, substances conforming to 2.3.2.2 shall undergo preliminary drying in a well-ventilated oven, with its temperature set at 70 °C, until the loss of mass per quarter-hour is less than 0.3 % of the original mass.
- 2.3.2.8 Weakly nitrated nitrocellulose conforming to 2.3.2.1 shall first undergo preliminary drying as prescribed in 2.3.2.7 above; drying shall then be completed by keeping the nitrocellulose for at least 15 hours over concentrated sulphuric acid in a desiccator.

**2.3.2.9 Test of chemical stability under heat**

(a) *Test of the substance listed in paragraph 2.3.2.1 above.*

- (i) In each of two glass test tubes having the following dimensions:

length	350	mm
internal diameter	16	mm
thickness of wall	1.5	mm

is placed 1 g of substance dried over calcium chloride (if necessary the drying shall be carried out after reducing the substance to pieces weighing not more than 0.05 g each).

Both test tubes, completely covered with loose-fitting closures, are then so placed in an oven that at least four-fifths of their length is visible, and are kept at a constant temperature of 132 °C for 30 minutes. It is observed whether nitrous gases in the form of yellowish-brown fumes clearly visible against a white background are given off during this time.

Copyright © United Nations, 2019. All rights reserved

- (ii) In the absence of such fumes the substance is deemed to be stable.
- (b) *Test of plasticized nitrocellulose (see 2.3.2.2)*
  - (i) 3 g of plasticized nitrocellulose are placed in glass test tubes, similar to those referred to in (a), which are then placed in an oven kept at a constant temperature of 132 °C.
  - (ii) The test tubes containing the plasticized nitrocellulose are kept in the oven for one hour. During this time no yellowish-brown nitrous fumes (nitrous gases) shall be visible. Observation and appraisal as in (a).

**2.3.2.10 Ignition temperature (see 2.3.2.1 and 2.3.2.2)**

- (a) The ignition temperature is determined by heating 0.2 g of substance enclosed in a glass test tube immersed in a Wood's alloy bath. The test tube is placed in the bath when the latter has reached 100 °C. The temperature of the bath is then progressively increased by 5 °C per minute;
- (b) The test tubes must have the following dimensions:

length	125 mm
internal diameter	15 mm
thickness of wall	0.5 mm

and shall be immersed to a depth of 20 mm;
- (c) The test shall be repeated three times, the temperature at which ignition of the substance occurs, i.e., slow or rapid combustion, deflagration or detonation, being noted each time;
- (d) The lowest temperature recorded in the three tests is the ignition temperature.

**2.3.3 Tests relating to flammable liquids of Classes 3, 6.1 and 8**

**2.3.3.1 Test for determining flash-point**

**2.3.3.1 Determination of flash-point**

2.3.3.1.1 The following methods for determining the flash-point of flammable liquids may be used:

International standards:

ISO 1516 (Determination of flash/no flash – Closed cup equilibrium method)

ISO 1523 (Determination of flash point – Closed cup equilibrium method)

ISO 2719 (Determination of flash point – Pensky-Martens closed cup method)

ISO 13736 (Determination of flash point – Abel closed-cup method)

ISO 3679 (Determination of flash point – Rapid equilibrium closed cup method)

ISO 3680 (Determination of flash/no flash – Rapid equilibrium closed cup method)



Copyright © United Nations, 2019. All rights reserved

National standards:

*American Society for Testing Materials International, 100 Barr Harbor Drive, PO Box C700, West Conshohocken, Pennsylvania, USA 19428-2959:*

ASTM D3828-07a, Standard Test Methods for Flash Point by Small Scale Closed-Cup Tester

ASTM D56-05, Standard Test Method for Flash Point by Tag Closed-Cup Tester

ASTM D3278-96(2004)e1, Standard Test Methods for Flash Point of Liquids by Small Scale Closed-Cup Apparatus

ASTM D93-08, Standard Test Methods for Flash Point by Pensky-Martens Closed-Cup Tester

*Association française de normalisation, AFNOR, 11, rue de Pressensé, F-93571 La Plaine Saint-Denis Cedex:*

French Standard NF M 07 - 019

French Standards NF M 07 - 011 / NF T 30 - 050 / NF T 66 - 009

French Standard NF M 07 - 036

*Deutsches Institut für Normung, Burggrafenstr. 6, D-10787 Berlin:*

Standard DIN 51755 (flash-points below 65 °C)

*State Committee of the Council of Ministers for Standardization, RUS-113813, GSP, Moscow, M-49 Leninsky Prospect, 9:*

GOST 12.1.044-84

2.3.3.1.2 To determine the flash-point of paints, gums and similar viscous products containing solvents, only apparatus and test methods suitable for determining the flash-point for viscous liquids shall be used, in accordance with the following standards:

- (a) International Standard ISO 3679:1983;
- (b) International Standard ISO 3680:1983;
- (c) International Standard ISO 1523:1983;
- (d) International Standards EN ISO 13736 and EN ISO 2719, Method B.

2.3.3.1.3 The standards listed in 2.3.3.1.1 shall only be used for flash-point ranges which are specified therein. The possibility of chemical reactions between the substance and the sample holder shall be considered when selecting the standard to be used. The apparatus shall, as far as is consistent with safety, be placed in a draught-free position. For safety, a method utilizing a small sample size, around 2 ml, shall be used for organic peroxides and self-reactive substances (also known as "energetic" substances), or for toxic substances.

2.3.3.1.4 When the flash-point, determined by a non-equilibrium method is found to be  $23 \pm 2$  °C or  $60 \pm 2$  °C, it shall be confirmed for each temperature range by an equilibrium method.

Copyright © United Nations, 2019. All rights reserved

- 2.3.3.1.5 In the event of a dispute as to the classification of a flammable liquid, the classification proposed by the consignor shall be accepted if a check-test of the flash-point yields a result not differing by more than 2 °C from the limits (23 °C and 60 °C respectively) stated in 2.2.3.1. If the difference is more than 2 °C, a second check-test shall be carried out, and the lowest figure of the flash-points obtained in either check-test shall be adopted.

#### 2.3.3.2 **Determination of initial boiling point**

The following methods for determining the initial boiling point of flammable liquids may be used:

##### International standards:

ISO 3924 (Petroleum products – Determination of boiling range distribution – Gas chromatography method)

ISO 4626 (Volatile organic liquids – Determination of boiling range of organic solvents used as raw materials)

ISO 3405 (Petroleum products – Determination of distillation characteristics at atmospheric pressure)

##### National standards:

*American Society for Testing Materials International, 100 Barr Harbor Drive, PO Box C700, West Conshohocken, Pennsylvania, USA 19428-2959:*

ASTM D86-07a, Standard Test Method for Distillation of Petroleum Products at Atmospheric Pressure

ASTM D1078-05, Standard Test Method for Distillation Range of Volatile Organic Liquids

##### Further acceptable methods:

Method A.2 as described in Part A of the Annex to Commission Regulation (EC) No 440/2008<sup>1</sup>.

#### 2.3.3.3 **Test for determining peroxide content**

To determine the peroxide content of a liquid, the procedure is as follows:

A quantity  $p$  (about 5 g, weighed to the nearest 0.01 g) of the liquid to be titrated is placed in an Erlenmeyer flask; 20 cm<sup>3</sup> of acetic anhydride and about 1 g of powdered solid potassium iodide are added; the flask is shaken and, after 10 minutes, heated for 3 minutes to about 60 °C. When it has been left to cool for 5 minutes, 25 cm<sup>3</sup> of water are added. After this, it is left standing for half an hour, then the liberated iodine is titrated with a decinormal solution of sodium thiosulphate, no indicator being added; complete discoloration indicates the end of the reaction. If  $n$  is the number of cm<sup>3</sup> of thiosulphate solution required, the percentage of peroxide (calculated as H<sub>2</sub>O<sub>2</sub>) present in the sample is obtained by the formula:

$$\frac{17n}{100p}$$

<sup>1</sup> Commission Regulation (EC) No 440/2008 of 30 May 2008 laying down test methods pursuant to Regulation (EC) No 1907/2006 of the European Parliament and of the Council on the Registration, Evaluation, Authorisation and Restriction of Chemicals (REACH) (Official Journal of the European Union, No. L 142 of 31.05.2008, p.1-739 and No. L 143 of 03.06.2008, p.55).

Copyright © United Nations, 2019. All rights reserved

#### 2.3.4 Test for determining fluidity

To determine the fluidity of liquid, viscous or pasty substances and mixtures, the following test method shall be used.

##### 2.3.4.1 Test apparatus

Commercial penetrometer conforming to ISO 2137:1985, with a guide rod of  $47.5 \text{ g} \pm 0.05 \text{ g}$ ; sieve disc of duralumin with conical bores and a mass of  $102.5 \text{ g} \pm 0.05 \text{ g}$  (see Figure 1); penetration vessel with an inside diameter of 72 mm to 80 mm for reception of the sample.

##### 2.3.4.2 Test procedure

The sample is poured into the penetration vessel not less than half an hour before the measurement. The vessel is then hermetically closed and left standing until the measurement. The sample in the hermetically closed penetration vessel is heated to  $35 \text{ }^{\circ}\text{C} \pm 0.5 \text{ }^{\circ}\text{C}$  and is placed on the penetrometer table immediately prior to measurement (not more than two minutes). The point S of the sieve disc is then brought into contact with the surface of the liquid and the rate of penetration is measured.

##### 2.3.4.3 Evaluation of test results

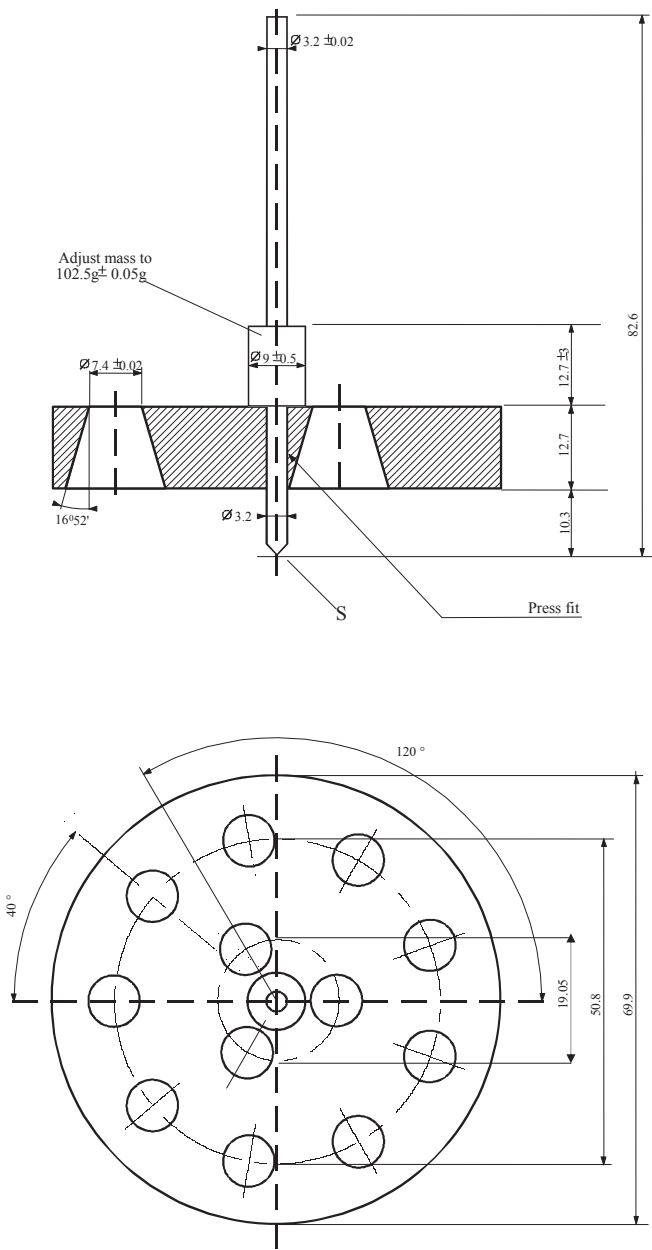
A substance is pasty if, after the centre S has been brought into contact with the surface of the sample, the penetration indicated by the dial gauge:

- (a) after a loading time of  $5 \text{ s} \pm 0.1 \text{ s}$ , is less than  $15.0 \text{ mm} \pm 0.3 \text{ mm}$ ; or
- (b) after a loading time of  $5 \text{ s} \pm 0.1 \text{ s}$ , is greater than  $15.0 \text{ mm} \pm 0.3 \text{ mm}$ , but the additional penetration after another  $55 \text{ s} \pm 0.5 \text{ s}$  is less than  $5.0 \text{ mm} \pm 0.5 \text{ mm}$ .

**NOTE:** In the case of samples having a flow point, it is often impossible to produce a steady level surface in the penetration vessel and, hence, to establish satisfactory initial measuring conditions for the contact of the point S. Furthermore, with some samples, the impact of the sieve disc can cause an elastic deformation of the surface and, in the first few seconds, simulate a deeper penetration. In all these cases, it may be appropriate to make the evaluation in paragraph (b) above.

Copyright © United Nations, 2019. All rights reserved

Figure 1 – Penetrometer



Tolerances not specified are  $\pm 0.1$  mm.

Copyright © United Nations, 2019. All rights reserved

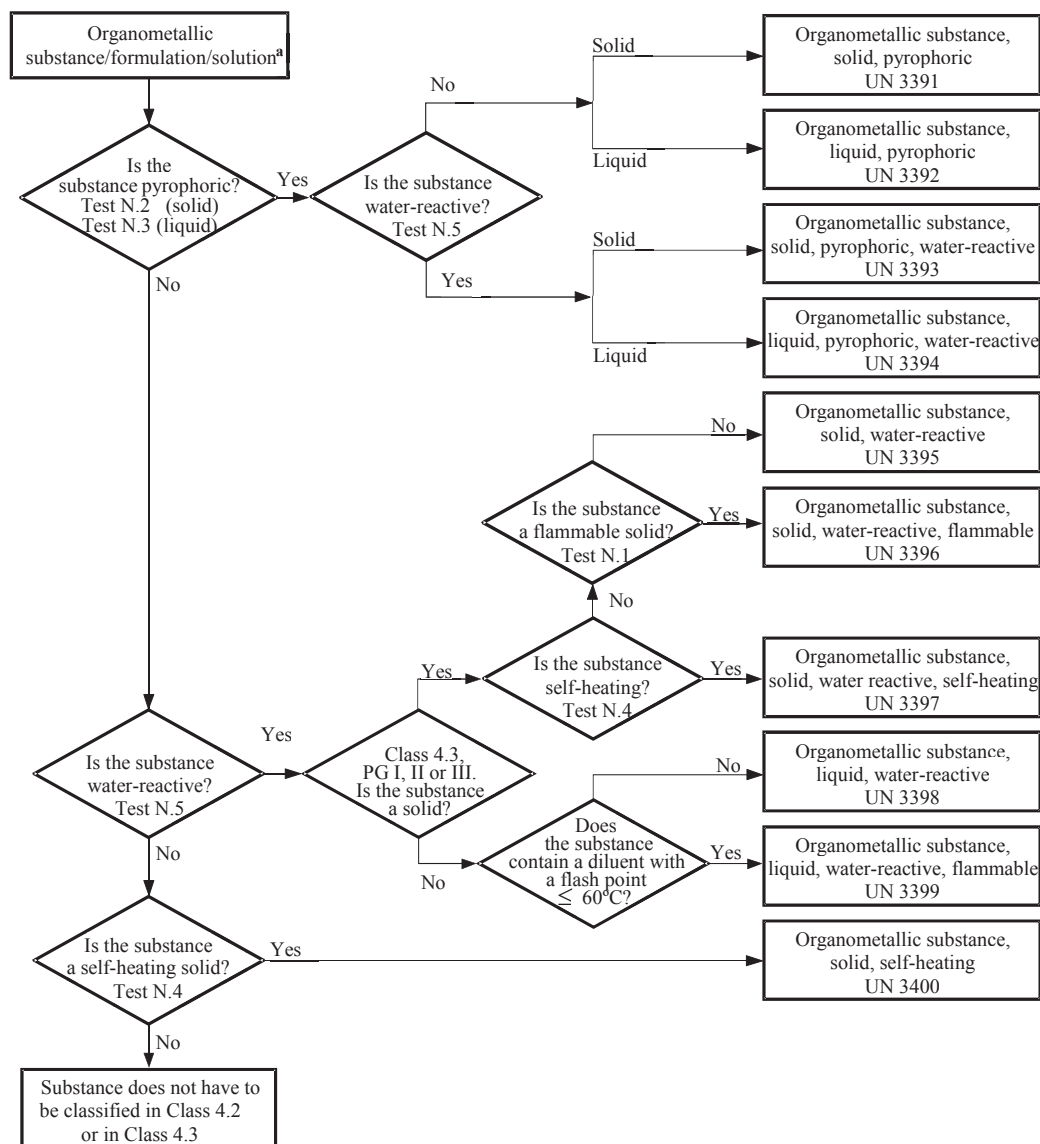
### 2.3.5 Classification of organometallic substances in Classes 4.2 and 4.3

Depending on their properties as determined in accordance with tests N.1 to N.5 of the *Manual of Tests and Criteria*, Part III, section 33, organometallic substances may be classified in Classes 4.2 or 4.3, as appropriate, in accordance with the flowchart scheme given in Figure 2.3.5.

**NOTE 1:** *Depending on their other properties and on the precedence of hazard table (see 2.1.3.10), organometallic substances may have to be classified in other classes as appropriate.*

**NOTE 2:** *Flammable solutions with organometallic compounds in concentrations which are not liable to spontaneous combustion or, in contact with water, do not emit flammable gases in dangerous quantities, are substances of Class 3.*

Copyright © United Nations, 2019. All rights reserved

**Figure 2.3.5 Flowchart scheme for the classification of organometallic substances in Classes 4.2 and 4.3 <sup>b</sup>**

<sup>a</sup> If applicable and testing is relevant, taking into account reactivity properties, class 6.1 and 8 properties should be considered according to the precedence of hazard table of 2.1.3.10.

<sup>b</sup> Test methods N.1 to N.5 can be found in the Manual of Tests and Criteria, Part III, Section 33.

**CHAPTER 2.4****CRITERIA FOR SUBSTANCES HAZARDOUS TO THE AQUATIC ENVIRONMENT****2.4.1 General definitions**

2.4.1.1 Environmentally hazardous substances include, inter alia, liquid or solid substances pollutant to the aquatic environment and solutions and mixtures of such substances (such as preparations and wastes). For the purposes of this Chapter, 'substance' means chemical elements and their compounds in the natural state or obtained by any production process, including any additive necessary to preserve the stability of the product and any impurities deriving from the process used, but excluding any solvent which may be separated without affecting the stability of the substance or changing its composition.

2.4.1.2 The aquatic environment may be considered in terms of the aquatic organisms that live in the water, and the aquatic ecosystem of which they are part.<sup>1</sup> The basis, therefore, of the identification of hazard is the aquatic toxicity of the substance or mixture, although this may be modified by further information on the degradation and bioaccumulation behaviour.

2.4.1.3 While the following classification procedure is intended to apply to all substances and mixtures, it is recognized that in some cases, e.g. metals or poorly soluble inorganic compounds, special guidance will be necessary.<sup>2</sup>

2.4.1.4 The following definitions apply for acronyms or terms used in this section:

- BCF: Bioconcentration Factor;
- BOD: Biochemical Oxygen Demand;
- COD: Chemical Oxygen Demand;
- GLP: Good Laboratory Practices;
- EC<sub>x</sub>: the concentration associated with x% response;
- EC<sub>50</sub>: the effective concentration of substance that causes 50% of the maximum response;
- ErC<sub>50</sub>: EC<sub>50</sub> in terms of reduction of growth;
- K<sub>ow</sub>: octanol/water partition coefficient;
- LC<sub>50</sub> (50% lethal concentration): the concentration of a substance in water which causes the death of 50% (one half) in a group of test animals;
- L(E)C<sub>50</sub>: LC<sub>50</sub> or EC<sub>50</sub>;
- NOEC (No Observed Effect Concentration): the test concentration immediately below the lowest tested concentration with statistically significant adverse effect. The NOEC has no statistically significant adverse effect compared to the control;
- OECD Test Guidelines: test guidelines published by the Organisation for Economic Co-operation and Development (OECD).

<sup>1</sup> This does not address aquatic pollutants for which there may be a need to consider effects beyond the aquatic environment such as the impacts on human health, etc.

<sup>2</sup> See annex 10 of GHS.

## 2.4.2 Definitions and data requirements

2.4.2.1 The basic elements for classification of environmentally hazardous substances (aquatic environment) are as follows:

- (a) Acute aquatic toxicity;
- (b) Chronic aquatic toxicity;
- (c) Potential for or actual bioaccumulation; and
- (d) Degradation (biotic or abiotic) for organic chemicals.

2.4.2.2 While data from internationally harmonized test methods are preferred, in practice, data from national methods may also be used where they are considered as equivalent. In general, it has been agreed that freshwater and marine species toxicity data can be considered as equivalent data and are preferably to be derived using OECD Test Guidelines or equivalent according to the principles of Good Laboratory Practices (GLP). Where such data are not available, classification should be based on the best available data.

2.4.2.3 **Acute aquatic toxicity** means the intrinsic property of a substance to be injurious to an organism in a short-term aquatic exposure to that substance.

**Acute (short-term) hazard**, for classification purposes, means the hazard of a chemical caused by its acute toxicity to an organism during short-term aquatic exposure to that chemical.

**Acute aquatic toxicity** shall normally be determined using a fish 96-hour LC<sub>50</sub> (OECD Test Guideline 203 or equivalent), a crustacea species 48-hour EC<sub>50</sub> (OECD Test Guideline 202 or equivalent) and/or an algal species 72- or 96-hour EC<sub>50</sub> (OECD Test Guideline 201 or equivalent). These species are considered as surrogate for all aquatic organisms, and data on other species such as Lemna may also be considered if the test methodology is suitable.

2.4.2.4 **Chronic aquatic toxicity** means the intrinsic property of a substance to cause adverse effects to aquatic organisms during aquatic exposures which are determined in relation to the life-cycle of the organism.

**Long-term hazard**, for classification purposes, means the hazard of a chemical caused by its chronic toxicity following long-term exposure in the aquatic environment.

**Chronic toxicity** data are less available than acute data and the range of testing procedures less standardized. Data generated according to OECD Test Guidelines 210 (Fish Early Life Stage) or 211 (Daphnia Reproduction) and 201 (Algal Growth Inhibition) can be accepted. Other validated and internationally accepted tests could also be used. The NOECs or other equivalent EC<sub>x</sub> shall be used.

2.4.2.5 **Bioaccumulation** means net result of uptake, transformation and elimination of a substance in an organism due to all routes of exposure (i.e. air, water, sediment/soil and food).

The **potential for bioaccumulation** shall normally be determined by using the octanol/water partition coefficient, usually reported as a log K<sub>ow</sub> determined by OECD Test Guidelines 107, 117 or 123. While this represents a potential to bioaccumulate, an experimentally determined Bioconcentration Factor (BCF) provides a better measure and should be used in preference when available. A BCF should be determined according to OECD Test Guideline 305.

2.4.2.6 **Degradation** means the decomposition of organic molecules to smaller molecules and eventually to carbon dioxide, water and salts.



Copyright © United Nations, 2019. All rights reserved

**Environmental degradation** may be biotic or abiotic (e.g. hydrolysis) and the criteria reflect this fact. Ready biodegradation can most easily be defined using the biodegradability tests (A-F) of OECD Test Guideline 301. A pass level in these tests can be considered as indicative of rapid degradation in most environments. These are freshwater tests and thus the use of the results from OECD Test Guideline 306, which is more suitable for marine environments, has also been included. Where such data are not available, a BOD<sub>5</sub> (5 days)/COD ratio  $\geq 0.5$  is considered as indicative of rapid degradation. Abiotic degradation such as hydrolysis, primary degradation, both abiotic and biotic, degradation in non-aquatic media and proven rapid degradation in the environment may all be considered in defining rapid degradability.<sup>3</sup>

Substances shall be considered rapidly degradable in the environment if the following criteria are met:

- (a) In 28-day ready biodegradation studies, the following levels of degradation are achieved:
  - (i) Tests based on dissolved organic carbon: 70%;
  - (ii) Tests based on oxygen depletion or carbon dioxide generation: 60% of theoretical maxima;

These levels of biodegradation shall be achieved within 10 days of the start of degradation, which point is taken as the time when 10% of the substance has been degraded, unless the substance is identified as a complex, multi-component substance with structurally similar constituents. In this case, and where there is sufficient justification, the 10-day window condition may be waived and the pass level applied at 28 days<sup>4</sup>; or

- (b) In those cases where only BOD and COD data are available, when the ratio of BOD<sub>5</sub>/COD is  $\geq 0.5$ ; or
- (c) If other convincing scientific evidence is available to demonstrate that the substance or mixture can be degraded (biotically and/or abiotically) in the aquatic environment to a level above 70% within a 28-day period.

### 2.4.3 Substance classification categories and criteria

**NOTE:** *Chronic Category 4 of Chapter 4.1 of GHS is reproduced in this section for information, although it is not relevant in the context of ADN.*

2.4.3.1 The following substances shall be considered to be environmentally hazardous (aquatic environment):

- (a) For carriage in packages, substances which meet the criteria for Acute 1, Chronic 1 or Chronic 2, according to table 2.4.3.1 below; and
- (b) For carriage in tank vessels, substances which meet the criteria for Acute 1, Acute 2 or Acute 3, or Chronic 1, Chronic 2 or Chronic 3, according to table 2.4.3.1 below.

<sup>3</sup> Special guidance on data interpretation is provided in Chapter 4.1 and Annex 9 to GHS.

<sup>4</sup> See Chapter 4.1 and Annex 9, paragraph A9.4.2.2.3 of the GHS.

Copyright © United Nations, 2019. All rights reserved

**Table 2.4.3.1: Categories for substances hazardous to the aquatic environment** (*see Note 1*)

<b>(a) Acute (short-term) aquatic hazard</b>	
<b><u>Category Acute 1:</u></b> ( <i>Note 2</i> )	
96 hr LC <sub>50</sub> (for fish)	≤ 1 mg/l and/or
48 hr EC <sub>50</sub> (for crustacea)	≤ 1 mg/l and/or
72 or 96 hr ErC <sub>50</sub> (for algae or other aquatic plants)	≤ 1 mg/l ( <i>see Note 3</i> )
<b><u>Category Acute 2:</u></b>	
96 hr LC <sub>50</sub> (for fish)	> 1 but ≤ 10 mg/l and/or
48 hr EC <sub>50</sub> (for crustacea)	> 1 but ≤ 10 mg/l and/or
72 or 96 hr ErC <sub>50</sub> (for algae or other aquatic plants)	> 1 but ≤ 10 mg/l ( <i>see Note 3</i> )
<b><u>Category Acute 3:</u></b>	
96 hr LC <sub>50</sub> (for fish)	> 10 but ≤ 100 mg/l and/or
48 hr EC <sub>50</sub> (for crustacea)	> 10 but ≤ 100 mg/l and/or
72 or 96 hr ErC <sub>50</sub> (for algae or other aquatic plants)	> 10 but ≤ 100 mg/l ( <i>see Note 3</i> )
<b>(b) Long-term aquatic hazard</b> ( <i>see also figure 2.4.3.1</i> )	
(i) Non-rapidly degradable substances ( <i>see Note 4</i> ) for which there are adequate chronic toxicity data available	
<b><u>Category Chronic 1:</u></b> ( <i>see Note 2</i> )	
Chronic NOEC or EC <sub>x</sub> (for fish)	≤ 0.1 mg/l and/or
Chronic NOEC or EC <sub>x</sub> (for crustacea)	≤ 0.1 mg/l and/or
Chronic NOEC or EC <sub>x</sub> (for algae or other aquatic plants)	≤ 0.1 mg/l
<b><u>Category Chronic 2:</u></b>	
Chronic NOEC or EC <sub>x</sub> (for fish)	≤ 1 mg/l and/or
Chronic NOEC or EC <sub>x</sub> (for crustacea)	≤ 1 mg/l and/or
Chronic NOEC or EC <sub>x</sub> (for algae or other aquatic plants)	≤ 1 mg/l
(ii) Rapidly degradable substances for which there are adequate chronic toxicity data available	
<b><u>Category Chronic 1:</u></b> ( <i>see Note 2</i> )	
Chronic NOEC or EC <sub>x</sub> (for fish)	≤ 0.01 mg/l and/or
Chronic NOEC or EC <sub>x</sub> (for crustacea)	≤ 0.01 mg/l and/or
Chronic NOEC or EC <sub>x</sub> (for algae or other aquatic plants)	≤ 0.01 mg/l
<b><u>Category Chronic 2:</u></b>	
Chronic NOEC or EC <sub>x</sub> (for fish)	≤ 0.1 mg/l and/or
Chronic NOEC or EC <sub>x</sub> (for crustacea)	≤ 0.1 mg/l and/or
Chronic NOEC or EC <sub>x</sub> (for algae or other aquatic plants)	≤ 0.1 mg/l
<b><u>Category Chronic 3:</u></b>	
Chronic NOEC or EC <sub>x</sub> (for fish)	≤ 1 mg/l and/or
Chronic NOEC or EC <sub>x</sub> (for crustacea)	≤ 1 mg/l and/or
Chronic NOEC or EC <sub>x</sub> (for algae or other aquatic plants)	≤ 1 mg/l

(iii) Substances for which adequate chronic toxicity data are not available

**Category Chronic 1:** (see Note 2)

96 hr LC <sub>50</sub> (for fish)	≤ 1 mg/l and/or
48 hr EC <sub>50</sub> (for crustacea)	≤ 1 mg/l and/or
72 or 96 hr ErC <sub>50</sub> (for algae or other aquatic plants)	≤ 1 mg/l (see Note 3)

and the substance is not rapidly degradable and/or the experimentally determined BCF is ≥ 500 (or, if absent, the log K<sub>ow</sub> ≥ 4) (see Notes 4 and 5).

**Category Chronic 2:**

96 hr LC <sub>50</sub> (for fish)	> 1 but ≤ 10 mg/l and/or
48 hr EC <sub>50</sub> (for crustacea)	> 1 but ≤ 10 mg/l and/or
72 or 96 hr ErC <sub>50</sub> (for algae or other aquatic plants)	> 1 but ≤ 10 mg/l (see Note 3)

and the substance is not rapidly degradable and/or the experimentally determined BCF is ≥ 500 (or, if absent, the log K<sub>ow</sub> ≥ 4) (see Notes 4 and 5).

**Category Chronic 3:**

96 hr LC <sub>50</sub> (for fish)	> 10 but ≤ 100 mg/l and/or
48 hr EC <sub>50</sub> (for crustacea)	> 10 but ≤ 100 mg/l and/or
72 or 96 hr ErC <sub>50</sub> (for algae or other aquatic plants)	> 10 but ≤ 100 mg/l (see Note 3)

and the substance is not rapidly degradable and/or the experimentally determined BCF is ≥ 500 (or, if absent, the log K<sub>ow</sub> ≥ 4) (see Notes 4 and 5).

(c) "Safety net" classification

**Category Chronic 4:**

Poorly soluble substances for which no acute toxicity is recorded at levels up to the water solubility, and which are not rapidly degradable and have a log K<sub>ow</sub> ≥ 4, indicating a potential to bioaccumulate, will be classified in this category unless other scientific evidence exists showing classification to be unnecessary. Such evidence would include an experimentally determined BCF < 500, or a chronic toxicity NOECs > 1 mg/l, or evidence of rapid degradation in the environment.

Substances which come under Category Chronic 4 alone are not considered to be environmentally hazardous in the sense of ADN.

**NOTE 1:** The organisms, fish, crustacea and algae are tested as surrogate species covering a range of trophic levels and taxa, and the test methods are highly standardized. Data on other organisms may also be considered, however, provided they represent equivalent species and test endpoints.

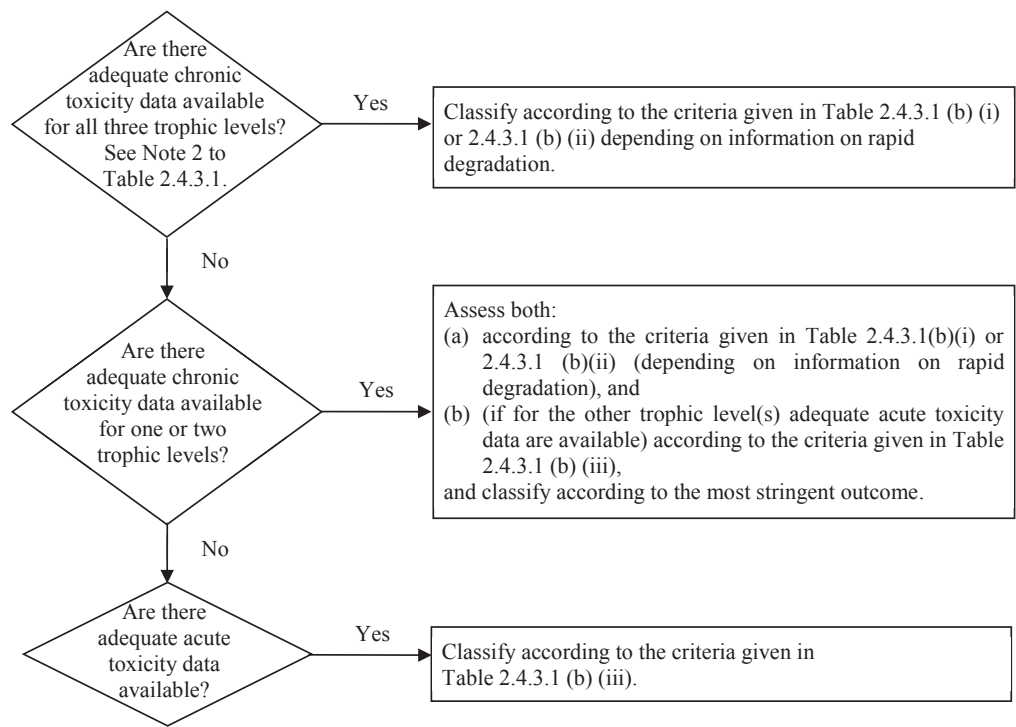
**NOTE 2:** When classifying substances as Acute 1 and/or Chronic 1 it is necessary at the same time to indicate an appropriate M factor (see 2.4.4.6.4) to apply the summation method.

**NOTE 3:** Where the algal toxicity ErC<sub>50</sub> (= EC<sub>50</sub> (growth rate)) falls more than 100 times below the next most sensitive species and results in a classification based solely on this effect, consideration shall be given to whether this toxicity is representative of the toxicity to aquatic plants. Where it can be shown that this is not the case, professional judgement shall be used in deciding if classification shall be applied. Classification shall be based on the ErC<sub>50</sub>. In circumstances where the basis of the EC<sub>50</sub> is not specified and no ErC<sub>50</sub> is recorded, classification shall be based on the lowest EC<sub>50</sub> available.

**NOTE 4:** Lack of rapid degradability is based on either a lack of ready biodegradability or other evidence of lack of rapid degradation. When no useful data on degradability are available, either experimentally determined or estimated data, the substance shall be regarded as not rapidly degradable.

**NOTE 5:** Potential to bioaccumulate, based on an experimentally derived BCF ≥ 500 or, if absent, a log K<sub>ow</sub> ≥ 4 provided log K<sub>ow</sub> is an appropriate descriptor for the bioaccumulation potential of the substance. Measured log K<sub>ow</sub> values take precedence over estimated values and measured BCF values take precedence over log K<sub>ow</sub> values.

Figure 2.4.3.1: Categories for substances long-term hazardous to the aquatic environment



Copyright © United Nations, 2019. All rights reserved

2.4.3.2 The classification scheme in Table 2.4.3.2 below summarizes the classification criteria for substances.

**Table 2.4.3.2: Classification scheme for substances hazardous to the aquatic environment**

Classification categories			
Acute hazard (Note 1)	Long-term hazard (Note 2)		
	Adequate chronic toxicity data available		Adequate chronic toxicity data not available (Note 1)
	Non-rapidly degradable substances (Note 3)	Rapidly degradable substances (Note 3)	
<b>Category: Acute 1</b>	<b>Category: Chronic 1</b>	<b>Category: Chronic 1</b>	<b>Category: Chronic 1</b>
$L(E)C_{50} \leq 1.00$	$NOEC \text{ or } EC_x \leq 0.1$	$NOEC \text{ or } EC_x \leq 0.01$	$L(E)C_{50} \leq 1.00$ and lack of rapid degradability and/or $BCF \geq 500$ or, if absent $\log K_{ow} \geq 4$
<b>Category: Acute 2</b>	<b>Category: Chronic 2</b>	<b>Category: Chronic 2</b>	<b>Category: Chronic 2</b>
$1.00 < L(E)C_{50} \leq 10.0$	$0.1 < NOEC \text{ or } EC_x \leq 1$	$0.01 < NOEC \text{ or } EC_x \leq 0.1$	$1.00 < L(E)C_{50} \leq 10.0$ and lack of rapid degradability and/or $BCF \geq 500$ or, if absent $\log K_{ow} \geq 4$
<b>Category: Acute 3</b>		<b>Category: Chronic 3</b>	<b>Category: Chronic 3</b>
$10.0 < L(E)C_{50} \leq 100$		$0.1 < NOEC \text{ or } EC_x \leq 1$	$10.0 < L(E)C_{50} \leq 100$ and lack of rapid degradability and/or $BCF \geq 500$ or, if absent $\log K_{ow} \geq 4$
	<b>Category: Chronic 4 (Note 4)</b> Example: (Note 5) No acute toxicity and lack of rapid degradability and $BCF \geq 500$ or, if absent $\log K_{ow} \geq 4$ , unless $NOECs > 1 \text{ mg/l}$		

**NOTE 1:** Acute toxicity band based on  $L(E)C_{50}$  values in mg/l for fish, crustacea and/or algae or other aquatic plants (or Quantitative Structure Activity Relationships (QSAR) estimation if no experimental data<sup>5</sup>).

**NOTE 2:** Substances are classified in the various chronic categories unless there are adequate chronic toxicity data available for all three trophic levels above the water solubility or above 1 mg/l. ("Adequate" means that the data sufficiently cover the endpoint of concern. Generally this would mean measured test data, but in order to avoid unnecessary testing it can on a case by case basis also be estimated data, e.g. (Q)SAR, or for obvious cases expert judgement).

**NOTE 3:** Chronic toxicity band based on NOEC or equivalent  $EC_x$  values in mg/l for fish or crustacea or other recognized measures for chronic toxicity.

**NOTE 4:** The system also introduces a "safety net" classification (referred to as category Chronic 4) for use when the data available do not allow classification under the formal criteria but there are nevertheless some grounds for concern.

**NOTE 5:** For poorly soluble substances for which no acute toxicity has been demonstrated at the solubility limit, and are both not rapidly degraded and have a potential to bioaccumulate, this category should apply unless it can be demonstrated that the substance does not require classification for aquatic long-term hazards.

<sup>5</sup> Special guidance is provided in Chapter 4.1, paragraph 4.1.2.13 and Annex 9, Section A9.6 of the GHS.

Copyright © United Nations, 2019. All rights reserved

#### 2.4.4 Classification categories and criteria for mixtures

**NOTE:** *Chronic Category 4 of Chapter 4.1 of GHS is reproduced in this section for information, although it is not relevant in the context of ADN.*

2.4.4.1 The classification system for mixtures covers all classification categories which are used for substances, meaning categories Acute 1 to 3 and Chronic 1 to 4. In order to make use of all available data for purposes of classifying the aquatic environmental hazards of the mixture, the following assumption has been made and is applied where appropriate.

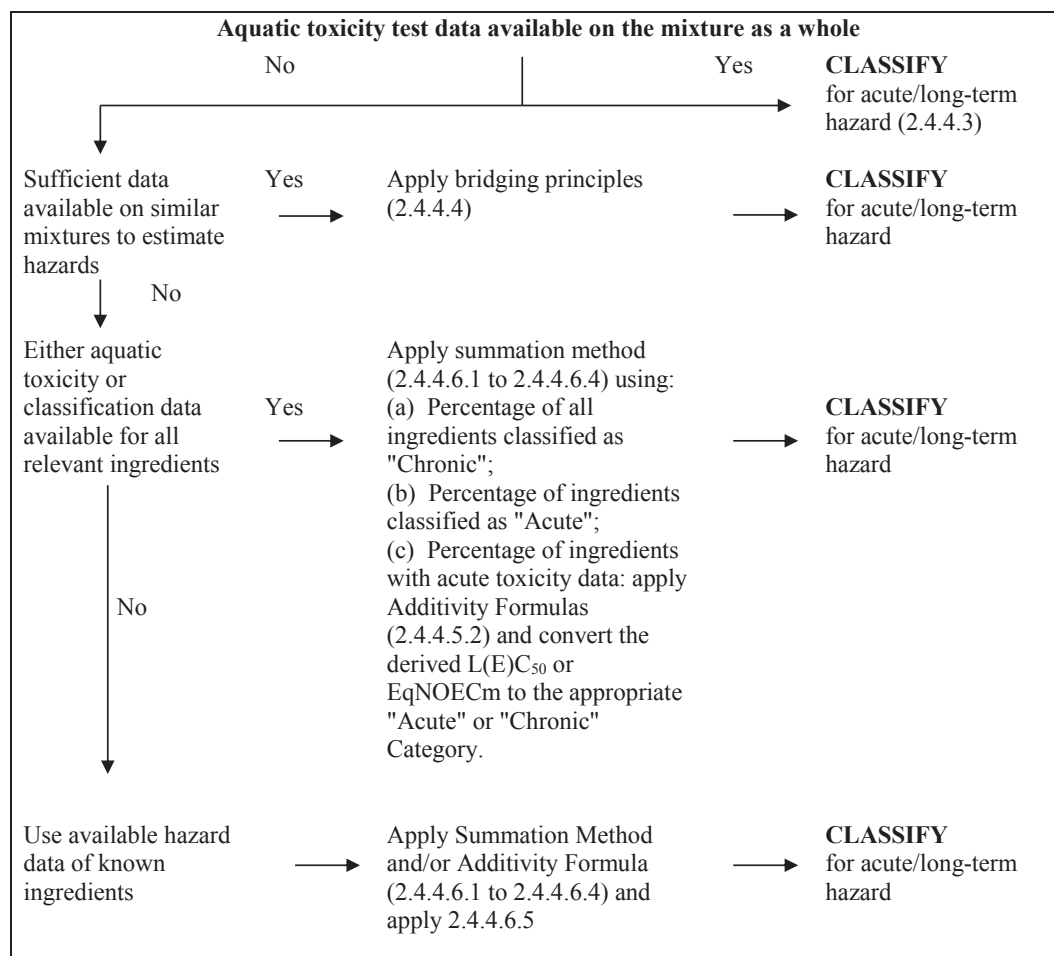
The "relevant ingredients" of a mixture are those which are present in a concentration equal to or greater than 0.1% (by mass) for ingredients classified as Acute and/or Chronic 1 and equal to or greater than 1% for other ingredients, unless there is a presumption (e.g. in the case of highly toxic ingredients) that an ingredient present at less than 0.1% can still be relevant for classifying the mixture for aquatic environmental hazards.

2.4.4.2 The approach for classification of aquatic environmental hazards is tiered and is dependent upon the type of information available for the mixture itself and for its ingredients. Elements of the tiered approach include:

- (a) Classification based on tested mixtures;
- (b) Classification based on bridging principles;
- (c) Use of 'summation of classified ingredients' and/or an 'additivity formula'.

Figure 2.4.4.2 outlines the process to be followed.

Copyright © United Nations, 2019. All rights reserved

**Figure 2.4.4.2: Tiered approach to classification of mixtures for acute and long-term environmental hazards****2.4.4.3 Classification of mixtures when toxicity data are available for the complete mixture**

2.4.4.3.1 When the mixture as a whole has been tested to determine its aquatic toxicity, this information shall be used for classifying the mixture according to the criteria that have been agreed for substances. The classification is normally based on the data for fish, crustacea and algae/plants (2.4.2.3 and 2.4.2.4). When adequate acute or chronic data for the mixture as a whole are lacking, "bridging principles" or "summation method" shall be applied (see 2.4.4.4 and 2.4.4.5).

2.4.4.3.2 The long-term hazard classification of mixtures requires additional information on degradability and in certain cases bioaccumulation. There are no degradability and bioaccumulation data for mixtures as a whole. Degradability and bioaccumulation tests for mixtures are not used as they are usually difficult to interpret, and such tests may be meaningful only for single substances.

**2.4.4.3.3** *Classification for categories Acute 1, 2 and 3*

- (a) When there are adequate acute toxicity test data ( $LC_{50}$  or  $EC_{50}$ ) available for the mixture as a whole showing  $L(E)C_{50} \leq 100$  mg/l:

Classify the mixture as Acute 1, 2 or 3 in accordance with Table 2.4.3.1 (a);

- (b) When there are acute toxicity test data ( $LC_{50}(s)$  or  $EC_{50}(s)$ ) available for the mixture as a whole showing  $L(E)C_{50}(s) > 100$  mg/l, or above the water solubility:

No need to classify for acute hazard under ADN.

**2.4.4.3.4** *Classification for categories Chronic 1, 2 and 3*

- (a) When there are adequate chronic toxicity data ( $EC_x$  or NOEC) available for the mixture as a whole showing  $EC_x$  or NOEC of the tested mixture  $\leq 1$  mg/l:

(i) classify the mixture as Chronic 1, 2 or 3 in accordance with Table 2.4.3.1 (b) (ii) (rapidly degradable) if the available information allows the conclusion that all relevant ingredients of the mixture are rapidly degradable;

(ii) classify the mixture as Chronic 1, 2 or 3 in all other cases in accordance with Table 2.4.3.1 (b) (i) (non-rapidly degradable);

- (b) When there are adequate chronic toxicity data ( $EC_x$  or NOEC) available for the mixture as a whole showing  $EC_x(s)$  or NOEC(s) of the tested mixture  $> 1$  mg/l or above the water solubility:

No need to classify for long-term hazard under ADN.

**2.4.4.3.5** *Classification for category Chronic 4*

If there are nevertheless reasons for concern:

Classify the mixture as Chronic 4 (safety net classification) in accordance with Table 2.4.3.1 (c).

**2.4.4.4** *Classification of mixtures when toxicity data are not available for the complete mixture: bridging principles*

- 2.4.4.4.1 Where the mixture itself has not been tested to determine its aquatic environmental hazard, but there are sufficient data on the individual ingredients and similar tested mixtures to adequately characterize the hazards of the mixture, these data shall be used in accordance with the following agreed bridging rules. This ensures that the classification process uses the available data to the greatest extent possible in characterizing the hazards of the mixture without the necessity for additional testing in animals.

**2.4.4.4.2** *Dilution*

Where a new mixture is formed by diluting a tested mixture or a substance with a diluent which has an equivalent or lower aquatic hazard classification than the least toxic original ingredient and which is not expected to affect the aquatic hazards of other ingredients, then the resulting mixture shall be classified as equivalent to the original tested mixture or substance. Alternatively, the method explained in 2.4.4.5 may be applied.



#### 2.4.4.4.3 *Batching*

The aquatic hazard classification of a tested production batch of a mixture can be assumed to be substantially equivalent to that of another untested production batch of the same commercial product when produced by or under the control of the same manufacturer, unless there is reason to believe there is significant variation such that the aquatic hazard classification of the untested batch has changed. If the latter occurs, new classification is necessary.

#### 2.4.4.4.4 *Concentration of mixtures which are classified with the most severe classification categories (Chronic 1 and Acute 1)*

If a tested mixture is classified as Chronic 1 and/or Acute 1, and the ingredients of the mixture which are classified as Chronic 1 and/or Acute 1 are further concentrated, the more concentrated untested mixture shall be classified with the same classification category as the original tested mixture without additional testing.

#### 2.4.4.4.5 *Interpolation within one toxicity category*

For three mixtures (A, B and C) with identical ingredients, where mixtures A and B have been tested and are in the same toxicity category, and where untested mixture C has the same toxicologically active ingredients as mixtures A and B but has concentrations of toxicologically active ingredients intermediate to the concentrations in mixtures A and B, then mixture C is assumed to be in the same category as A and B.

#### 2.4.4.4.6 *Substantially similar mixtures*

Given the following:

- (a) Two mixtures:
  - (i) A + B;
  - (ii) C + B;
- (b) The concentration of ingredient B is essentially the same in both mixtures;
- (c) The concentration of ingredient A in mixture (i) equals that of ingredient C in mixture (ii);
- (d) Data on aquatic hazards for A and C are available and are substantially equivalent, i.e. they are in the same hazard category and are not expected to affect the aquatic toxicity of B.

If mixture (i) or (ii) is already classified based on test data, then the other mixture can be assigned the same hazard category.

#### 2.4.4.5 *Classification of mixtures when toxicity data are available for all ingredients or only for some ingredients of the mixture*

##### 2.4.4.5.1

The classification of a mixture is based on summation of the concentrations of its classified ingredients. The percentage of ingredients classified as 'Acute' or 'Chronic' will feed straight into the summation method. Details of the summation method are described in 2.4.4.6.1 to 2.4.4.6.4.

Copyright © United Nations, 2019. All rights reserved

2.4.4.5.2 Mixtures may be made of a combination of both ingredients that are classified (as Acute 1 to 3 and/or Chronic 1 to 4) and those for which adequate toxicity test data are available. When adequate toxicity data are available for more than one ingredient in the mixture, the combined toxicity of those ingredients shall be calculated using the following additivity formulas (a) or (b), depending on the nature of the toxicity data:

(a) Based on acute aquatic toxicity:

$$\frac{\sum C_i}{L(E)C_{50m}} = \sum_n \frac{C_i}{L(E)C_{50i}}$$

where:

- $C_i$  = concentration of ingredient i (mass percentage);  
 $L(E)C_{50i}$  =  $LC_{50}$  or  $EC_{50}$  for ingredient i (mg/l);  
 $n$  = number of ingredients, and i is running from 1 to n;  
 $L(E)C_{50m}$  =  $L(E)C_{50}$  of the part of the mixture with test data;

The calculated toxicity shall be used to assign that portion of the mixture an acute hazard category which is then subsequently used in applying the summation method;

(b) Based on chronic aquatic toxicity:

$$\frac{\sum C_i + \sum C_j}{EqNOEC_m} = \sum_n \frac{C_i}{NOEC_i} + \sum_n \frac{C_j}{0.1 \times NOEC_j}$$

where:

- $C_i$  = concentration of ingredient i (mass percentage) covering the rapidly degradable ingredients;  
 $C_j$  = concentration of ingredient j (mass percentage) covering the non-rapidly degradable ingredients;  
 $NOEC_i$  = NOEC (or other recognized measures for chronic toxicity) for ingredient i covering the rapidly degradable ingredients, in mg/l;  
 $NOEC_j$  = NOEC (or other recognized measures for chronic toxicity) for ingredient j covering the non-rapidly degradable ingredients, in mg/l;  
 $n$  = number of ingredients, and i and j are running from 1 to n;  
 $EqNOEC_m$  = equivalent NOEC of the part of the mixture with test data;

The equivalent toxicity thus reflects the fact that non-rapidly degrading substances are classified one hazard category level more "severe" than rapidly degrading substances.

The calculated equivalent toxicity shall be used to assign that portion of the mixture a long-term hazard category, in accordance with the criteria for rapidly degradable substances (Table 2.4.3.1 (b) (ii)), which is then subsequently used in applying the summation method.

Copyright © United Nations, 2019. All rights reserved

- 2.4.4.5.3 When applying the additivity formula for part of the mixture, it is preferable to calculate the toxicity of this part of the mixture using for each ingredient toxicity values that relate to the same taxonomic group (i.e. fish, crustacea or algae) and then to use the highest toxicity (lowest value) obtained (i.e. use the most sensitive of the three groups). However, when toxicity data for each ingredient are not available in the same taxonomic group, the toxicity value of each ingredient shall be selected in the same manner that toxicity values are selected for the classification of substances, i.e. the highest toxicity (from the most sensitive test organism) is used. The calculated acute and chronic toxicity may then be used to classify this part of the mixture as Acute 1, 2 or 3 and/or Chronic 1, 2, or 3 using the same criteria described for substances.
- 2.4.4.5.4 If a mixture is classified in more than one way, the method yielding the more conservative result shall be used.
- 2.4.4.6 *Summation method***
- 2.4.4.6.1 *Classification procedures*
- In general, a more severe classification for mixtures overrides a less severe classification, e.g. a classification with Chronic 1 overrides a classification with Chronic 2. As a consequence, the classification procedure is already completed if the result of the classification is Chronic 1. A more severe classification than Chronic 1 is not possible; therefore, it is not necessary to pursue the classification procedure further.
- 2.4.4.6.2 *Classification for categories Acute 1, 2 and 3*
- 2.4.4.6.2.1 First, all ingredients classified as Acute 1 are considered. If the sum of the concentrations (in %) of these ingredients is  $\geq 25\%$ , the whole mixture is classified as Acute 1. If the result of the calculation is a classification of the mixture as Acute 1, the classification process is completed.
- 2.4.4.6.2.2 In cases where the mixture is not classified as Acute 1, classification of the mixture as Acute 2 shall be considered. A mixture is classified as Acute 2 if 10 times the sum of all ingredients classified as Acute 1 plus the sum of all ingredients classified as Acute 2 is  $\geq 25\%$ . If the result of the calculation is classification of the mixture as Acute 2, the classification process is completed.
- 2.4.4.6.2.3 In cases where the mixture is not classified either as Acute 1 or Acute 2, classification of the mixture as Acute 3 shall be considered. A mixture is classified as Acute 3 if 100 times the sum of all ingredients classified as Acute 1 plus 10 times the sum of all ingredients classified as Acute 2 plus the sum of all ingredients classified as Acute 3 is  $\geq 25\%$ .
- 2.4.4.6.2.4 The classification of mixtures for acute hazards based on this summation of the concentrations of classified ingredients is summarized in Table 2.4.4.6.2.4.

**Table 2.4.4.6.2.4: Classification of a mixture for acute hazards based on summation of the concentrations of classified ingredients**

Sum of the concentrations (in %) of ingredients classified as:	Mixture classified as:
Acute 1 $\times M^a \geq 25\%$	Acute 1
$(M \times 10 \times \text{Acute 1}) + \text{Acute 2} \geq 25\%$	Acute 2
$(M \times 100 \times \text{Acute 1}) + (10 \times \text{Acute 2}) + \text{Acute 3} \geq 25\%$	Acute 3

<sup>a</sup> For explanation of the M factor, see 2.4.4.6.4.

Copyright © United Nations, 2019. All rights reserved

2.4.4.6.3 *Classification for categories Chronic 1, 2, 3 and 4*

- 2.4.4.6.3.1 First, all ingredients classified as Chronic 1 are considered. If the sum of the concentrations (in %) of these ingredients is  $\geq 25\%$ , the mixture shall be classified as Chronic 1. If the result of the calculation is a classification of the mixture as Chronic 1, the classification procedure is completed.
- 2.4.4.6.3.2 In cases where the mixture is not classified as Chronic 1, classification of the mixture as Chronic 2 shall be considered. A mixture is classified as Chronic 2 if 10 times the sum of the concentrations (in %) of all ingredients classified as Chronic 1 plus the sum of the concentrations (in %) of all ingredients classified as Chronic 2 is  $\geq 25\%$ . If the result of the calculation is classification of the mixture as Chronic 2, the classification process is completed.
- 2.4.4.6.3.3 In cases where the mixture is not classified either as Chronic 1 or Chronic 2, classification of the mixture as Chronic 3 shall be considered. A mixture is classified as Chronic 3 if 100 times the sum of all ingredients classified as Chronic 1 plus 10 times the sum of all ingredients classified as Chronic 2 plus the sum of all ingredients classified as Chronic 3 is  $\geq 25\%$ .
- 2.4.4.6.3.4 If the mixture is still not classified in Category Chronic 1, 2 or 3, classification of the mixture as Chronic 4 need not be considered for the purposes of ADN. A mixture is classified as Chronic 4 if the sum of the percentages of ingredients classified as Chronic 1, 2, 3 and 4 is  $\geq 25\%$ .
- 2.4.4.6.3.5 The classification of mixtures for long-term hazards based on this summation of the concentrations of classified ingredients is summarized in Table 2.4.4.6.3.5 below.

**Table 2.4.4.6.3.5: Classification of a mixture for long-term hazards based on summation of the concentrations of classified ingredients**

Sum of the concentrations (in %) of ingredients classified as:	Mixture classified as:
Chronic 1 $\times M^a \geq 25\%$	Chronic 1
$(M \times 10 \times \text{Chronic 1}) + \text{Chronic 2} \geq 25\%$	Chronic 2
$(M \times 100 \times \text{Chronic 1}) + (10 \times \text{Chronic 2}) + \text{Chronic 3} \geq 25\%$	Chronic 3
$\text{Chronic 1} + \text{Chronic 2} + \text{Chronic 3} + \text{Chronic 4} \geq 25\%$	Chronic 4

<sup>a</sup> For explanation of the *M* factor, see 2.4.4.6.4.

2.4.4.6.4 *Mixtures with highly toxic ingredients*

Acute 1 or Chronic 1 ingredients with acute toxicities well below 1 mg/l and/or chronic toxicities well below 0.1 mg/l (if non-rapidly degradable) and 0.01 mg/l (if rapidly degradable) may influence the toxicity of the mixture and shall be given increased weight in applying the summation method. When a mixture contains ingredients classified as Acute or Chronic 1, the tiered approach described in 2.4.4.6.2 and 2.4.4.6.3 shall be applied using a weighted sum by multiplying the concentrations of Acute 1 and Chronic 1 ingredients by a factor, instead of merely adding up the percentages. This means that the concentration of “Acute 1” in the left column of Table 2.4.4.6.2.4 and the concentration of “Chronic 1” in the left column of Table 2.4.4.6.3.4 are multiplied by the appropriate multiplying factor. The multiplying factors to be applied to these ingredients are defined using the toxicity value, as summarized in Table 2.4.4.6.4 below. Therefore, in order to classify a mixture containing Acute/Chronic 1 ingredients, the classifier needs to be informed of the value of the *M* factor in order to apply the summation method. Alternatively, the additivity formula (see 2.4.4.5.2) may be used when toxicity data are available for all highly toxic ingredients in the mixture and there is convincing evidence that all other ingredients, including those for which specific acute and/or chronic toxicity data are not available, are of low or no toxicity and do not significantly contribute to the environmental hazard of the mixture.

Copyright © United Nations, 2019. All rights reserved

**Table 2.4.4.6.4 Multiplying factors for highly toxic ingredients of mixtures**

Acute toxicity	M factor	Chronic toxicity	M factor	
L(E)C <sub>50</sub> value		NOEC value	NRD <sup>a</sup> ingredients	RD <sup>b</sup> ingredients
0.1 < L(E)C <sub>50</sub> ≤ 1	1	0.01 < NOEC ≤ 0.1	1	—
0.01 < L(E)C <sub>50</sub> ≤ 0.1	10	0.001 < NOEC ≤ 0.01	10	1
0.001 < L(E)C <sub>50</sub> ≤ 0.01	100	0.0001 < NOEC ≤ 0.001	100	10
0.0001 < L(E)C <sub>50</sub> ≤ 0.001	1 000	0.00001 < NOEC ≤ 0.0001	1 000	100
0.00001 < L(E)C <sub>50</sub> ≤ 0.0001	10 000	0.000001 < NOEC ≤ 0.00001	10 000	1 000
(continue in factor 10 intervals)		(continue in factor 10 intervals)		

<sup>a</sup> *Non-rapidly degradable.*<sup>b</sup> *Rapidly degradable.***2.4.4.6.5 Classification of mixtures with ingredients without any useable information**

In the event that no useable information on acute and/or chronic aquatic toxicity is available for one or more relevant ingredients, it is concluded that the mixture cannot be attributed (a) definitive hazard category(ies). In this situation, the mixture shall be classified based on the known ingredients only.

Copyright © United Nations, 2019. All rights reserved

Copyright © United Nations, 2019. All rights reserved

## **PART 3**

### **Dangerous goods list, special provisions and exemptions related to limited and excepted quantities**

Copyright © United Nations, 2019. All rights reserved



Copyright © United Nations, 2019. All rights reserved

## CHAPTER 3.1

### GENERAL

#### 3.1.1 Introduction

In addition to the provisions referred to or given in the tables of this Part, the general requirements of each Part, Chapter and/or Section are to be observed. These general requirements are not given in the tables. When a general requirement is contradictory to a special provision, the special provision prevails.

#### 3.1.2 Proper shipping name

**NOTE:** *For proper shipping names used for the carriage of samples, see 2.1.4.1.*

3.1.2.1 The proper shipping name is that portion of the entry most accurately describing the goods in Table A or Table C in Chapter 3.2, which is shown in upper case characters (plus any numbers, Greek letters, "sec", "tert", and the letters "m", "n", "o", "p", which form an integral part of the name). Particulars concerning the vapour pressure (vp) and the boiling point (bp) in column (2) of Table C in chapter 3.2 are part of the proper shipping name. An alternative proper shipping name may be shown in brackets following the main proper shipping name. In Table A, it is shown in upper case characters (e.g., ETHANOL (ETHYL ALCOHOL)). In Table C, it is shown in lower case characters (e.g. ACETONITRILE (methyl cyanide)). Portions of an entry appearing in lower case need not be considered as part of the proper shipping name unless otherwise stated above.

3.1.2.2 When a combination of several distinct proper shipping names are listed under a single UN number, and these are separated by "and" or "or" in lower case or are punctuated by commas, only the most appropriate shall be shown in the transport document and package marks. Examples illustrating the selection of the proper shipping name for such entries are:

- (a) UN 1057 LIGHTERS or LIGHTER REFILLS - The proper shipping name is the most appropriate of the following possible combinations:

LIGHTERS

LIGHTER REFILLS;

- (b) UN 2793 FERROUS METAL BORINGS, SHAVINGS, TURNINGS or CUTTINGS in a form liable to self-heating. The proper shipping name is the most appropriate of the following combinations:

FERROUS METAL BORINGS

FERROUS METAL SHAVINGS

FERROUS METAL TURNINGS

FERROUS METAL CUTTINGS.

3.1.2.3 Proper shipping names may be used in the singular or plural as appropriate. In addition, when qualifying words are used as part of the proper shipping name, their sequence on documentation or package marks is optional. For instance, "DIMETHYLAMINE AQUEOUS SOLUTION" may alternatively be shown "AQUEOUS SOLUTION OF DIMETHYLAMINE". Commercial or military names for goods of Class 1 which contain the proper shipping name supplemented by additional descriptive text may be used.

Copyright © United Nations, 2019. All rights reserved

- 3.1.2.4 Many substances have an entry for both the liquid and solid state (see definitions for liquid and solid in 1.2.1), or for the solid and solution. These are allocated separate UN numbers which are not necessarily adjacent to each other<sup>1</sup>.
- 3.1.2.5 Unless it is already included in capital letters in the name indicated in Table A or Table C in Chapter 3.2, the qualifying word "MOLTEN" shall be added as part of the proper shipping name when a substance, which is a solid in accordance with the definition in 1.2.1, is offered for carriage in the molten state (e.g. ALKYLPHENOL, SOLID, N.O.S., MOLTEN).
- 3.1.2.6 Except for self-reactive substances and organic peroxides and unless it is already included in capital letters in the name indicated in Column (2) of Table A of Chapter 3.2, the word "STABILIZED" shall be added as part of the proper shipping name of a substance which without stabilization would be forbidden from carriage in accordance with paragraphs 2.2.X.2 due to it being liable to dangerously react under conditions normally encountered in carriage (e.g.: "TOXIC LIQUID, ORGANIC, N.O.S., STABILIZED").

When temperature control is used to stabilize such substances to prevent the development of any dangerous excess pressure, or the evolution of excessive heat, or when chemical stabilization is used in combination with temperature control, then:

- (a) For liquids and solids where the SAPT<sup>2</sup> (measured without or with inhibitor, when chemical stabilization is applied) is less than or equal to that prescribed in 2.2.41.1.21, the provisions of 2.2.41.1.17, special provision 386 of Chapter 3.3, 7.1.7, special provision V8 of Chapter 7.2 of ADR, special provision S4 of Chapter 8.5 of ADR and the requirements of Chapter 9.6 of ADR apply except that the term "SADT" as used in these paragraphs is understood to include also "SAPT" when the substance concerned reacts by polymerization;
- (b) Unless it is already included in capital letters in the name indicated in Column (2) of Table A in Chapter 3.2, the words "TEMPERATURE CONTROLLED" shall be added as part of the proper shipping name;
- (c) For gases: the conditions of carriage shall be approved by the competent authority.

3.1.2.7 Hydrates may be carried under the proper shipping name for the anhydrous substance.

### 3.1.2.8 **Generic or "not otherwise specified" (N.O.S.) names**

- 3.1.2.8.1 Generic and "not otherwise specified" proper shipping names that are assigned to special provision 274 or 318 in Column (6) of Table A in Chapter 3.2 or remark 27 in column (20) of Table C in Chapter 3.2 shall be supplemented with the technical name of the goods unless a national law or international convention prohibits its disclosure if it is a controlled substance. For explosive substances and articles of Class 1, the dangerous goods description may be supplemented by additional descriptive text to indicate commercial or military names. Technical names shall be entered in brackets immediately following the proper shipping name. An appropriate modifier, such as "contains" or "containing" or other qualifying words such as "mixture", "solution", etc. and the percentage of the technical constituent may also be used. For example: "UN 1993 FLAMMABLE LIQUID, N.O.S. (CONTAINS XYLENE AND BENZENE), 3, II".
- 3.1.2.8.1.1 The technical name shall be a recognized chemical name or biological name, or other name currently used in scientific and technical handbooks, journals and texts. Trade names shall not be used for this purpose. In the case of pesticides, only ISO common name(s), other name(s)

<sup>1</sup> Details are provided in the alphabetical index (Table B of Chapter 3.2), e.g.:

NITROXYLENES, LIQUID	6.1	1665
NITROXYLENES, SOLID	6.1	3447

<sup>2</sup> For the definition of self-accelerating polymerization temperature (SAPT), see 1.2.1.

Copyright © United Nations, 2019. All rights reserved

in the World Health Organization (WHO) Recommended Classification of Pesticides by Hazard and Guidelines to Classification, or the name(s) of the active substance(s) may be used.

- 3.1.2.8.1.2 When a mixture of dangerous goods or articles containing dangerous goods are described by one of the “N.O.S.” or “generic” entries to which special provision 274 has been allocated in Column (6) of Table A in Chapter 3.2, not more than the two constituents which most predominantly contribute to the hazard or hazards of the mixture or of the articles need to be shown, excluding controlled substances when their disclosure is prohibited by national law or international convention. If a package containing a mixture is labelled with any subsidiary hazard label, one of the two technical names shown in parentheses shall be the name of the constituent which compels the use of the subsidiary hazard label.

**NOTE:** see 5.4.1.2.2.

- 3.1.2.8.1.3 Examples illustrating the selection of the proper shipping name supplemented with the technical name of goods for such N.O.S. entries are:

UN 2902 PESTICIDE, LIQUID, TOXIC, N.O.S. (drazoxolon);

UN 3394 ORGANOMETALLIC SUBSTANCE, LIQUID, PYROPHORIC, WATER-REACTIVE (trimethylgallium).

UN 3540 ARTICLES CONTAINING FLAMMABLE LIQUID, N.O.S. (pyrrolidine)

- 3.1.2.8.1.4 Examples illustrating how the proper shipping name is supplemented in the indication of the vapour pressure or the boiling-point for N.O.S entries for carriage in tank vessels are:

UN 1268 PETROLEUM DISTILLATES, N.O.S (NAPHTHA).  $110 \text{ kPa} < p_{v50} \leq 150 \text{ kPa}$ ;

UN 1993 FLAMMABLE LIQUID, N.O.S. WITH MORE THAN 10% BENZENE,  $60 \text{ }^{\circ}\text{C} < \text{INITIAL BOILING POINT} \leq 85 \text{ }^{\circ}\text{C}$  (containing ACETONE).

### 3.1.3 Solutions or mixtures

**NOTE:** Where a substance is specifically mentioned by name in Table A of Chapter 3.2, it shall be identified in carriage by the proper shipping name in Column (2) of Table A of Chapter 3.2. Such substances may contain technical impurities (for example those deriving from the production process) or additives for stability or other purposes that do not affect its classification. However, a substance mentioned by name containing technical impurities or additives for stability or other purposes affecting its classification shall be considered a solution or mixture (see 2.1.3.3).

- 3.1.3.1 A solution or mixture is not subject to ADN if the characteristics, properties, form or physical state of the solution or mixture are such that it does not meet the criteria, including human experience criteria, for inclusion in any class.

- 3.1.3.2 A solution or mixture meeting the classification criteria of ADN composed of a single predominant substance mentioned by name in Table A of Chapter 3.2 and one or more substances not subject to ADN and/or traces of one or more substances mentioned by name in Table A of Chapter 3.2, shall be assigned the UN number and proper shipping name of the predominant substance mentioned by name in Table A of Chapter 3.2 unless:

- (a) The solution or mixture is mentioned by name in Table A of Chapter 3.2;
- (b) The name and description of the substance mentioned by name in Table A of Chapter 3.2 specifically indicate that they apply only to the pure substance;

Copyright © United Nations, 2019. All rights reserved

- (c) The class, classification code, packing group, or physical state of the solution or mixture is different from that of the substance mentioned by name in Table A of Chapter 3.2; or
- (d) The hazard characteristics and properties of the solution or mixture necessitate emergency response measures that are different from those required for the substance mentioned by name in Table A of Chapter 3.2.

Qualifying words such as "SOLUTION" or "MIXTURE", as appropriate, shall be added as part of the proper shipping name, for example, "ACETONE SOLUTION". In addition, the concentration of the mixture or solution may also be indicated after the basic description of the mixture or solution, for example, "ACETONE 75% SOLUTION".

- 3.1.3.3 A solution or mixture meeting the classification criteria of ADN that is not mentioned by name in Table A of Chapter 3.2 and that is composed of two or more dangerous goods shall be assigned to an entry that has the proper shipping name, description, class, classification code and packing group that most precisely describe the solution or mixture.

Copyright © United Nations, 2019. All rights reserved

## CHAPTER 3.2

## DANGEROUS GOODS LIST

## 3.2.1 Table A: List of dangerous goods in numerical order

Explanations concerning Table A:

As a rule, each row of Table A deals with the substance(s) or article(s) covered by a specific UN number or an identification number. However, when substances or articles belonging to the same UN number have different chemical properties, physical properties and/or carriage conditions, several consecutive rows may be used for that UN number or identification number.

Each column of Table A is dedicated to a specific subject as indicated in the explanatory notes below. The intersection of columns and rows (cell) contains information concerning the subject treated in that column, for the substance(s) or article(s) of that row:

- The first four cells identify the substance(s) or article(s) belonging to that row (additional information in that respect may be given by the special provisions referred to in Column (6));
- The following cells give the applicable special provisions, either in the form of complete information or in coded form. The codes cross-refer to detailed information that is to be found in the numbers indicated in the explanatory notes below. An empty cell means either that there is no special provision and that only the general requirements apply, or that the carriage restriction indicated in the explanatory notes is in force. When used in this table, an alphanumeric code starting with the letters “SP” designates a special provision of Chapter 3.3.

The applicable general requirements are not referred to in the corresponding cells.

Explanatory notes for each column:

Column (1) “UN number/identification number”.

Contains the UN number or the identification number:

- of the dangerous substance or article if the substance or article has been assigned its own specific UN number or identification number, or
- of the generic or n.o.s. entry to which the dangerous substances or articles not mentioned by name shall be assigned in accordance with the criteria (“decision trees”) of Part 2.

Column (2) “Name and description”

Contains, in upper case characters, the name of the substance or article, if the substance or article has been assigned its own specific UN number or identification number, or of the generic or n.o.s. entry to which it has been assigned in accordance with the criteria (“decision trees”) of Part 2. This name shall be used as the proper shipping name or, when applicable, as part of the proper shipping name (see 3.1.2 for further details on the proper shipping name).

Copyright © United Nations, 2019. All rights reserved

A descriptive text in lower case characters is added after the proper shipping name to clarify the scope of the entry if the classification and/or carriage conditions of the substance or article may be different under certain conditions.

Column (3a) “Class”

Contains the number of the Class, whose heading covers the dangerous substance or article. This Class number is assigned in accordance with the procedures and criteria of Part 2.

Column (3b) “Classification code”

Contains the classification code of the dangerous substance or article.

- For dangerous substances or articles of Class 1, the code consists of a division number and compatibility group letter, which are assigned in accordance with the procedures and criteria of 2.2.1.1.4.
- For dangerous substances or articles of Class 2, the code consists of a number and one or more letters representing the hazardous property group, which are explained in 2.2.2.1.2 and 2.2.2.1.3.
- For dangerous substances or articles of Classes 3, 4.1, 4.2, 4.3, 5.1, 5.2, 6.1, 6.2 and 9, the codes are explained in 2.2.x.1.2.<sup>1</sup>
- For dangerous substances or articles of Class 8, the codes are explained in 2.2.8.1.4.1;
- Dangerous substances or articles of Class 7 do not have a classification code.

Column (4) “Packing group”

Contains the packing group number(s) (I, II or III) assigned to the dangerous substance. These packing group numbers are assigned on the basis of the procedures and criteria of Part 2. Certain articles and substances are not assigned to packing groups.

Column (5) “Labels”

Contains the model number of the labels/placards (see 5.2.2.2 and 5.3.1.1.7) that have to be affixed to packages, containers, tank-containers, portable tanks, MEGCs, vehicles and wagons. However:

- For substances or articles of Class 7, 7X means label model No. 7A, 7B or 7C as appropriate according to the category (see 5.1.5.3.4 and 5.2.2.1.1.1) or placard No. 7D (see 5.3.1.1.3 and 5.3.1.1.7.2).

The general provisions on labelling/placarding (e.g. number of labels, their location) are to be found in 5.2.2.1 for packages, and in 5.3.1, for containers, tank-containers, MEGCs, portable tanks, vehicles and wagons.

**NOTE:** *Special provisions, indicated in Column (6), may change the above labelling provisions.*

<sup>1</sup> *x = the Class number of the dangerous substance or article, without dividing point if applicable.*

Copyright © United Nations, 2019. All rights reserved

Column (6)	<p>“Special provisions”</p> <p>Contains the numeric codes of special provisions that have to be met. These provisions concern a wide array of subjects, mainly connected with the contents of Columns (1) to (5) (e.g. carriage prohibitions, exemptions from certain requirements, explanations concerning the classification of certain forms of the dangerous goods concerned and additional labelling or marking provisions), and are listed in Chapter 3.3 in numerical order. If Column (6) is empty, no special provisions apply to the contents of Columns (1) to (5) for the dangerous goods concerned. Special provisions specific to inland navigation begin at 800.</p>
Column (7a)	<p>“Limited Quantities”</p> <p>Provides the maximum quantity per inner packaging or article for carrying dangerous goods as limited quantities in accordance with Chapter 3.4.</p>
Column (7b)	<p>“Excepted Quantities”</p> <p>Contains an alphanumeric code with the following meaning:</p> <ul style="list-style-type: none"><li>– “E0” signifies that no exemption from the provisions of ADN exists for the dangerous goods packed in excepted quantities;</li><li>– All the other alphanumerical codes starting with the letter “E” signify that the provisions of ADN are not applicable if the conditions indicated in Chapter 3.5 are fulfilled.</li></ul>
Column (8)	<p>“Carriage permitted”</p> <p>This column contains the alphabetic codes concerning the permitted form of carriage in inland navigation vessels.</p> <p>If column (8) is empty, the substance or article may only be carried in packages.</p> <p>If column (8) contains code “B”, carriage is permitted in packages or in bulk (see 7.1.1.11).</p> <p>If column (8) contains code “T”, carriage is permitted in packages and in tank vessels. In the event of carriage in tank vessels, the requirements of Table C are applicable (see 7.2.1.21).</p>
Column (9)	<p>“Equipment required”</p> <p>This column contains the alphanumeric codes for the equipment required for the carriage of the dangerous substance or article (see 8.1.5).</p>
Column (10)	<p>“Ventilation”</p> <p>This column contains the alphanumeric codes of the special requirements concerning ventilation applicable to carriage with the following meaning:</p> <ul style="list-style-type: none"><li>– alphanumeric codes starting with the letters “VE” mean that special additional conditions are applicable to carriage. These can be found in 7.1.6.12 and establish special requirements.</li></ul>

Copyright © United Nations, 2019. All rights reserved

Column (11) “Provisions concerning loading, unloading and carriage”

This column contains the alphanumeric codes of the special requirements applicable to carriage with the following meaning:

- alphanumeric codes starting with the letters “CO”, “ST” and “RA” mean that special additional conditions are applicable to carriage in bulk. These can be found in 7.1.6.11 and establish special requirements.
- alphanumeric codes starting with the letters “LO” mean that special additional conditions are applicable prior to loading. These can be found in 7.1.6.13 and establish special requirements.
- alphanumeric codes starting with the letters “HA” mean that special additional conditions are applicable to the handling and stowage of the cargo. These can be found in 7.1.6.14 and establish special requirements.
- alphanumeric codes starting with the letters “IN” mean that special additional conditions are applicable to the inspection of holds during carriage. These can be found in 7.1.6.16 and establish special requirements.

Column (12) “Number of blue cones/lights”

This column contains the number of cones/lights which should constitute the marking of the vessel during the carriage of this dangerous substance or article (see 7.1.5).

Column (13) “Additional requirements/Remarks”

This column contains additional requirements or observations concerning the carriage of this dangerous substance or article.



Copyright © United Nations, 2019. All rights reserved

UN No. or ID No.	Name and description	Class	Classi- fication Code	Packing group	Labels	Special provis- ions	Limited and excepted quantities	Carriage permitted	Equipment required	Venti- lation	Provisions concerning loading, unloading and carriage	Number of blue cones/ lights	Remarks
	3.1.2	2.2	2.2	2.1.1.3	5.2.2	3.3	3.4	3.2.1	8.1.5	7.1.6	7.1.6	7.1.5	3.2.1
	(2)	(30)	(30)	(4)	(5)	(6)	(7a)	(8)	(9)	(10)	(11)	(12)	(13)
0004	AMMONIUM PICRATE dry or wetted with less than 10% water, by mass	1	1.1D		1		0	E0	PP		LO01 HA01, HA02, HA03	3	
0005	CARTRIDGES FOR WEAPONS with bursting charge	1	1.1F		1		0	E0	PP		LO01 HA01, HA02, HA03	3	
0006	CARTRIDGES FOR WEAPONS with bursting charge	1	1.1E		1		0	E0	PP		LO01 HA01, HA02, HA03	3	
0007	CARTRIDGES FOR WEAPONS with bursting charge	1	1.2F		1		0	E0	PP		LO01 HA01, HA02, HA03	3	
0009	AMMUNITION, INCENDIARY with or without burster, expelling charge or propelling charge	1	1.2G		1		0	E0	PP		LO01 HA01, HA03	3	
0010	AMMUNITION, INCENDIARY with or without burster, expelling charge or propelling charge	1	1.3G		1		0	E0	PP		LO01 HA01, HA03	3	
0012	CARTRIDGES FOR WEAPONS, INERT PROJECTILE or CARTRIDGES, SMALL ARMS	1	1.4S		1.4	364	5 kg	E0	PP		LO01 HA01, HA03	0	
0014	CARTRIDGES FOR WEAPONS, BLANK or CARTRIDGES, SMALL ARMS, BLANK or CARTRIDGES FOR TOOLS, BLANK	1	1.4S		1.4	364	5 kg	E0	PP		LO01 HA01, HA03	0	
0015	AMMUNITION, SMOKE with or without burster, expelling charge or propelling charge	1	1.2G		1		0	E0	PP		LO01 HA01, HA03	3	
0015	AMMUNITION, SMOKE with or without burster, expelling charge or propelling charge, containing corrosive substances	1	1.2G		1+8		0	E0	PP		LO01 HA01, HA03	3	
0015	AMMUNITION, SMOKE with or without burster, expelling charge or propelling charge, containing toxic by inhalation substances	1	1.2G		1+6.1		0	E0	PP		LO01 HA01, HA03	3	
0016	AMMUNITION, SMOKE with or without burster, expelling charge or propelling charge	1	1.3G		1		0	E0	PP		LO01 HA01, HA03	3	
0016	AMMUNITION, SMOKE with or without burster, expelling charge or propelling charge, containing corrosive substances	1	1.3G		1+8		0	E0	PP		LO01 HA01, HA03	3	
0016	AMMUNITION, SMOKE with or without burster, expelling charge or propelling charge, containing toxic by inhalation substances	1	1.3G		1+6.1		0	E0	PP		LO01 HA01, HA03	3	
0018	AMMUNITION, TEAR-PRODUCING with burster, expelling charge or propelling charge	1	1.2G		1+6.1+8	802	0	E0	PP		LO01 HA01, HA03	3	
0019	AMMUNITION, TEAR-PRODUCING with burster, expelling charge or propelling charge	1	1.3G		1+6.1+8	802	0	E0	PP		LO01 HA01, HA03	3	
0020	AMMUNITION, TOXIC with burster, expelling charge or propelling charge	1	1.2K										
0021	AMMUNITION, TOXIC with burster, expelling charge or propelling charge	1	1.3K										
0027	BLACK POWDER (GUNPOWDER), granular or as a meal	1	1.1D		1		0	E0	PP		LO01 HA01, HA02, HA03	3	

CARRIAGE PROHIBITED

CARRIAGE PROHIBITED

Copyright © United Nations, 2019. All rights reserved

UN No. or ID No.	Name and description	Class	Classi- fication Code	Packing group	Labels	Special provis- ions	Limited and excepted quantities		Carriage permitted	Equipment required	Venti- lation	Provisions concerning loading, unloading and carriage	Number of blue cones/ lights	Remarks
	3.1.2	2.2	2.2	2.1.1.3	5.2.2	3.3	3.4	3.5.1.2	3.2.1	8.1.5	7.1.6	7.1.6	7.1.5	3.2.1
	(2)	(3b)	(3b)	(4)	(5)	(6)	(7a)	(7b)	(8)	(9)	(10)	(11)	(12)	(13)
0028	BLACK POWDER (GUNPOWDER), COMPRESSED or BLACK POWDER (GUNPOWDER), IN PELLETS	1	1.1D		1		0	E0		PP		LO01 HA01, HA02, HA03	3	
0029	DETONATORS, NON-ELECTRIC for blasting	1	1.1B		1		0	E0		PP		LO01 HA01, HA02, HA03	3	
0030	DETONATORS, ELECTRIC for blasting	1	1.1B		1		0	E0		PP		LO01 HA01, HA02, HA03	3	
0033	BOMBS with bursting charge	1	1.1F		1		0	E0		PP		LO01 HA01, HA02, HA03	3	
0034	BOMBS with bursting charge	1	1.1D		1		0	E0		PP		LO01 HA01, HA02, HA03	3	
0035	BOMBS with bursting charge	1	1.2D		1		0	E0		PP		LO01 HA01, HA03	3	
0037	BOMBS, PHOTO-FLASH	1	1.1F		1		0	E0		PP		LO01 HA01, HA02, HA03	3	
0038	BOMBS, PHOTO-FLASH	1	1.1D		1		0	E0		PP		LO01 HA01, HA02, HA03	3	
0039	BOMBS, PHOTO-FLASH	1	1.2G		1		0	E0		PP		LO01 HA01, HA03	3	
0042	BOOSTERS without detonator	1	1.1D		1		0	E0		PP		LO01 HA01, HA02, HA03	3	
0043	BURSTERS, explosive	1	1.1D		1		0	E0		PP		LO01 HA01, HA02, HA03	3	
0044	PRIMERS, CAP TYPE	1	1.4S		1.4		0	E0		PP		LO01 HA01, HA02, HA03	0	
0048	CHARGES, DEMOLITION	1	1.1D		1		0	E0		PP		LO01 HA01, HA02, HA03	3	
0049	CARTRIDGES, FLASH	1	1.1G		1		0	E0		PP		LO01 HA01, HA02, HA03	3	
0050	CARTRIDGES, FLASH	1	1.3G		1		0	E0		PP		LO01 HA01, HA03	3	
0054	CARTRIDGES, SIGNAL	1	1.3G		1		0	E0		PP		LO01 HA01, HA03	3	
0055	CASES, CARTRIDGE, EMPTY, WITH PRIMER	1	1.4S		1.4	364	5 kg	E0		PP		LO01 HA01, HA03	0	
0056	CHARGES, DEPTH	1	1.1D		1		0	E0		PP		LO01 HA01, HA02, HA03	3	
0059	CHARGES, SHAPED without detonator	1	1.1D		1		0	E0		PP		LO01 HA01, HA02, HA03	3	

Copyright © United Nations, 2019. All rights reserved

UN No. or ID No.	Name and description	Class	Classi- fication Code	Packing group	Labels	Special provis- ions	Limited and excepted quantities	Carriage permitted	Equipment required	Venti- lation	Provisions concerning loading, unloading and carriage	Number of blue cones/ lights	Remarks
	3.1.2	2.2 (30)	2.2 (3b)	2.1.1.3 (4)	5.2.2 (5)	3.3 (6)	3.4 (7a)	3.5.1.2 (7b)	3.2.1 (8)	8.1.5 (9)	7.1.6 (10)	7.1.5 (12)	3.2.1 (13)
0060	CHARGES, SUPPLEMENTARY, EXPLOSIVE	1	1.1D		1		0	E0		PP	LO01 HA01, HA02, HA03	3	
0065	CORD, DETONATING, flexible	1	1.1D		1		0	E0		PP	LO01 HA01, HA02, HA03	3	
0066	CORD, IGNITER	1	1.4G		1.4		0	E0		PP	LO01 HA01, HA03	1	
0070	CUTTERS, CABLE, EXPLOSIVE	1	1.4S		1.4		0	E0		PP	LO01 HA01, HA03	0	
0072	CYCLOTRIMETHYLENETRINITRAMINE (CYCLONITE; HEXOGEN; RDX), WETTED with not less than 15% water, by mass	1	1.1D		1	266	0	E0		PP	LO01 HA01, HA02, HA03	3	
0073	DETONATORS FOR AMMUNITION	1	1.1B		1		0	E0		PP	LO01 HA01, HA02, HA03	3	
0074	DIAZODINITROPHENOL, WETTED with not less than 40% water, or mixture of alcohol and water, by mass	1	1.1A		1	266	0	E0		PP	LO01 HA01, HA02, HA03	3	
0075	DIETHYLENEGLYCOL DINITRATE, DESENSITIZED with not less than 25% non-volatile, water-insoluble phlegmatizer, by mass	1	1.1D		1	266	0	E0		PP	LO01 HA01, HA02, HA03	3	
0076	DINITROPHENOL, dry or wetted with less than 15% water, by mass	1	1.1D		1+6.1	802	0	E0		PP	LO01 HA01, HA02, HA03	3	
0077	DINITROPHENOLATES, alkali metals, dry or wetted with less than 15% water, by mass	1	1.3C		1+6.1	802	0	E0		PP	LO01 HA01, HA03	3	
0078	DINITRORESORCINOL, dry or wetted with less than 15% water, by mass	1	1.1D		1		0	E0		PP	LO01 HA01, HA02, HA03	3	
0079	HEXANITRODIPHENYLAMINE (DIPICRYLAMINE; HEXYL)	1	1.1D		1		0	E0		PP	LO01 HA01, HA02, HA03	3	
0081	EXPLOSIVE, BLASTING, TYPE A	1	1.1D		1	616 617	0	E0		PP	LO01 HA01, HA02, HA03	3	
0082	EXPLOSIVE, BLASTING, TYPE B	1	1.1D		1	617	0	E0		PP	LO01 HA01, HA02, HA03	3	
0083	EXPLOSIVE, BLASTING, TYPE C	1	1.1D		1	267 617	0	E0		PP	LO01 HA01, HA02, HA03	3	
0084	EXPLOSIVE, BLASTING, TYPE D	1	1.1D		1	617	0	E0		PP	LO01 HA01, HA02, HA03	3	
0092	FLARES, SURFACE	1	1.3G		1		0	E0		PP	LO01 HA01, HA03	3	
0093	FLARES, AERIAL	1	1.3G		1		0	E0		PP	LO01 HA01, HA03	3	

Copyright © United Nations, 2019. All rights reserved

UN No. or ID No.	Name and description	Class	Classification Code	Packing group	Labels	Special provisions	Limited and excepted quantities		Carriage permitted	Equipment required	Ventilation	Provisions concerning loading, unloading and carriage		Number of blue cones/ lights	Remarks
							3.4	3.5.1.2	3.2.1	8.1.5	7.1.6	(11)	7.1.5		
(1)	3.1.2	(30)	(30)	(4)	(5)	(6)	(7a)	(7b)	(8)	(9)	(10)	LO01	HA01, HA02, HA03	(12)	(13)
0094	FLASH POWDER	1	1.1G		1		0	E0		PP				3	
0099	FRACTURING DEVICES, EXPLOSIVE without detonator, for oil wells	1	1.1D		1		0	E0		PP		LO01	HA01, HA02, HA03	3	
0101	FUSE, NON-DETONATING	1	1.3G		1		0	E0		PP		LO01	HA01, HA03	3	
0102	CORD (FUSE), DETONATING, metal clad	1	1.2D		1		0	E0		PP		LO01	HA01, HA03	3	
0103	FUSE, IGNITER, tubular, metal clad	1	1.4G		1.4		0	E0		PP		LO01	HA01, HA03	1	
0104	CORD (FUSE), DETONATING, MILD EFFECT, metal clad	1	1.4D		1.4		0	E0		PP		LO01	HA01, HA03	1	
0105	FUSE, SAFETY	1	1.4S		1.4		0	E0		PP		LO01	HA01, HA03	0	
0106	FUZES, DETONATING	1	1.1B		1		0	E0		PP		LO01	HA01, HA02, HA03	3	
0107	FUZES, DETONATING	1	1.2B		1		0	E0		PP		LO01	HA01, HA02, HA03	3	
0110	GRENADES, PRACTICE, hand or rifle	1	1.4S		1.4		0	E0		PP		LO01	HA01, HA03	0	
0113	GUANYLNITROSAMINO GUANYLIDENE HYDRAZINE, WETTED with not less than 30% water, by mass	1	1.1A		1	266	0	E0		PP		LO01	HA01, HA02, HA03	3	
0114	GUANYLNITROSAMINO GUANYLTETRAZENE (TETRAZENE), WETTED with not less than 30% water, or mixture of alcohol and water, by mass	1	1.1A		1	266	0	E0		PP		LO01	HA01, HA02, HA03	3	
0118	HEXOLITE (HEXOTOL), dry or wetted with less than 15% water, by mass	1	1.1D		1		0	E0		PP		LO01	HA01, HA02, HA03	3	
0121	IGNITERS	1	1.1G		1		0	E0		PP		LO01	HA01, HA02, HA03	3	
0124	JET PERFORATING GUNS, CHARGED, oil well, without detonator	1	1.1D		1		0	E0		PP		LO01	HA01, HA02, HA03	3	
0129	LEAD AZIDE, WETTED with not less than 20% water, or mixture of alcohol and water, by mass	1	1.1A		1	266	0	E0		PP		LO01	HA01, HA02, HA03	3	
0130	LEAD STYPHNATE (LEAD TRINITRORESORCINATE), WETTED with not less than 20% water, or mixture of alcohol and water, by mass	1	1.1A		1	266	0	E0		PP		LO01	HA01, HA02, HA03	3	
0131	LIGHTERS, FUSE	1	1.4S		1.4		0	E0		PP		LO01	HA01, HA03	0	
0132	DEFLAGRATING METAL SALTS OF AROMATIC NITRODERIVATIVES, N.O.S.	1	1.3C		1	274	0	E0		PP		LO01	HA01, HA03	3	

Copyright © United Nations, 2019. All rights reserved

UN No. or ID No.	Name and description	Class	Classi- fication Code	Packing group	Labels	Special provis- ions	Limited and excepted quantities		Carriage permitted	Equipment required	Venti- lation	Provisions concerning loading, unloading and carriage		Number of blue cones/ lights	Remarks
							3.4	3.5.1.2	3.2.1	8.1.5	7.1.6	7.1.6	7.1.5		
							(7a)	(7b)	(8)	(9)	(10)	(11)	(12)		
0133	3.1.2 (2) MANNITOL HEXANITRATE (NITROMANNITE), WETTED with not less than 40% water, or mixture of alcohol and water, by mass	2.2 (30) 1	2.2 (3b) 1.1D	2.1.1.3 (4)	5.2.2 (5) 1	3.3 (6) 266	0	E0		PP		LO01 HA01, HA02, HA03	3		3.2.1 (13)
0135	MERCURY FULMINATE, WETTED with not less than 20% water, or mixture of alcohol and water, by mass	1	1.1A		1	266	0	E0		PP		LO01 HA01, HA02, HA03	3		
0136	MINES with bursting charge	1	1.1F		1		0	E0		PP		LO01 HA01, HA02, HA03	3		
0137	MINES with bursting charge	1	1.1D		1		0	E0		PP		LO01 HA01, HA02, HA03	3		
0138	MINES with bursting charge	1	1.2D		1		0	E0		PP		LO01 HA01, HA03	3		
0143	NITROGLYCERIN, DESENSITIZED with not less than 40% non-volatile water-insoluble phlegmatizer, by mass	1	1.1D		1+6.1	266 271 802	0	E0		PP		LO01 HA01, HA02, HA03	3		
0144	NITROGLYCERIN SOLUTION IN ALCOHOL with more than 1% but not more than 10% nitroglycerin	1	1.1D		1	358	0	E0		PP		LO01 HA01, HA02, HA03	3		
0146	NITROSTARCH, dry or wetted with less than 20% water, by mass	1	1.1D		1		0	E0		PP		LO01 HA01, HA02, HA03	3		
0147	NITRO UREA	1	1.1D		1		0	E0		PP		LO01 HA01, HA02, HA03	3		
0150	PENTAERYTHRIT TETRANITRATE (PENTAERYTHRITOL TETRANITRATE; PETN), WETTED with not less than 25% water, by mass, or DESENSITIZED with not less than 15% phlegmatizer, by mass	1	1.1D		1	266	0	E0		PP		LO01 HA01, HA02, HA03	3		
0151	PENTOLITE, dry or wetted with less than 15% water, by mass	1	1.1D		1		0	E0		PP		LO01 HA01, HA02, HA03	3		
0153	TRINITROANILINE (PICRAMIDE)	1	1.1D		1		0	E0		PP		LO01 HA01, HA02, HA03	3		
0154	TRINITROPHENOL (PICRIC ACID), dry or wetted with less than 30% water, by mass	1	1.1D		1		0	E0		PP		LO01 HA01, HA02, HA03	3		
0155	TRINITROCHLOROBENZENE (PICRYL CHLORIDE)	1	1.1D		1		0	E0		PP		LO01 HA01, HA02, HA03	3		
0159	POWDER CAKE (POWDER PASTE), WETTED with not less than 25% water, by mass	1	1.3C		1	266	0	E0		PP		LO01 HA01, HA03	3		
0160	POWDER, SMOKELESS	1	1.1C		1		0	E0		PP		LO01 HA01, HA02, HA03	3		
0161	POWDER, SMOKELESS	1	1.3C		1		0	E0		PP		LO01 HA01, HA02, HA03	3		

Copyright © United Nations, 2019. All rights reserved

UN No. or ID No.	Name and description	Class	Classi- fication Code	Packing group	Labels	Special provis- ions	Limited and excepted quantities	Carriage permitted	Equipment required	Venti- lation	Provisions concerning loading, unloading and carriage	Number of blue cones/ lights	Remarks
	3.1.2	2.2	2.2	2.1.1.3	5.2.2	3.3	3.4	3.5.1.2	3.2.1	8.1.5	7.1.6	7.1.5	3.2.1
	(2)	(30)	(30)	(4)	(5)	(6)	(7a)	(7b)	(8)	(9)	(11)	(12)	(13)
0167	PROJECTILES with bursting charge	1	1.1F		1		0	E0		PP	LO01 HA01, HA02, HA03	3	
0168	PROJECTILES with bursting charge	1	1.1D		1		0	E0		PP	LO01 HA01, HA02, HA03	3	
0169	PROJECTILES with bursting charge	1	1.2D		1		0	E0		PP	LO01 HA01, HA03	3	
0171	AMMUNITION, ILLUMINATING with or without bursting charge or propelling charge	1	1.2G		1		0	E0		PP	LO01 HA01, HA03	3	
0173	RELEASE DEVICES, EXPLOSIVE	1	1.4S		1.4		0	E0		PP	LO01 HA01, HA03	0	
0174	RIVETS, EXPLOSIVE	1	1.4S		1.4		0	E0		PP	LO01 HA01, HA03	0	
0180	ROCKETS with bursting charge	1	1.1F		1		0	E0		PP	LO01 HA01, HA02, HA03	3	
0181	ROCKETS with bursting charge	1	1.1E		1		0	E0		PP	LO01 HA01, HA02, HA03	3	
0182	ROCKETS with bursting charge	1	1.2E		1		0	E0		PP	LO01 HA01, HA03	3	
0183	ROCKETS with inert head	1	1.3C		1		0	E0		PP	LO01 HA01, HA03	3	
0186	ROCKET MOTORS	1	1.3C		1		0	E0		PP	LO01 HA01, HA03	3	
0190	SAMPLES, EXPLOSIVE, other than initiating explosive	1				16 274	0	E0		PP	LO01 HA01, HA02, HA03	3	
0191	SIGNAL DEVICES, HAND	1	1.4G		1.4		0	E0		PP	LO01 HA01, HA03	1	
0192	SIGNALS, RAILWAY TRACK, EXPLOSIVE	1	1.1G		1		0	E0		PP	LO01 HA01, HA02, HA03	3	
0193	SIGNALS, RAILWAY TRACK, EXPLOSIVE	1	1.4S		1.4		0	E0		PP	LO01 HA01, HA03	0	
0194	SIGNALS, DISTRESS, ship	1	1.1G		1		0	E0		PP	LO01 HA01, HA02, HA03	3	
0195	SIGNALS, DISTRESS, ship	1	1.3G		1		0	E0		PP	LO01 HA01, HA03	3	
0196	SIGNALS, SMOKE	1	1.1G		1		0	E0		PP	LO01 HA01, HA02, HA03	3	
0197	SIGNALS, SMOKE	1	1.4G		1.4		0	E0		PP	LO01 HA01, HA03	1	
0204	SOUNDING DEVICES, EXPLOSIVE	1	1.2F		1		0	E0		PP	LO01 HA01, HA02, HA03	3	

Copyright © United Nations, 2019. All rights reserved

UN No. or ID No.	Name and description	Class	Classi- fication Code	Packing group	Labels	Special provis- ions	Limited and excepted quantities		Carriage permitted	Equipment required	Venti- lation	Provisions concerning loading, unloading and carriage		Number of blue cones/ lights	Remarks
							3.3	3.4	3.5.1.2	3.2.1	8.1.5	7.1.6	7.1.6	7.1.5	3.2.1
(1)	(2)	(3)	(3b)	(4)	(5)	(6)	(7a)	(7b)	(8)	(9)	(10)	(11)	(12)	(13)	(14)
0207	TETRANITROANILINE	1	1.1D		1		0	E0		PP		LO01	HA01, HA02, HA03	3	
0208	TRINITROPHENYLMETHYLNITRAMINE (TETRYL)	1	1.1D		1		0	E0		PP		LO01	HA01, HA02, HA03	3	
0209	TRINITROTOLUENE (TNT), dry or wetted with less than 30% water, by mass	1	1.1D		1		0	E0		PP		LO01	HA01, HA02, HA03	3	
0212	TRACERS FOR AMMUNITION	1	1.3G		1		0	E0		PP		LO01	HA01, HA03	3	
0213	TRINITROANISOLE	1	1.1D		1		0	E0		PP		LO01	HA01, HA02, HA03	3	
0214	TRINITROBENZENE, dry or wetted with less than 30% water, by mass	1	1.1D		1		0	E0		PP		LO01	HA01, HA02, HA03	3	
0215	TRINITROBENZOIC ACID, dry or wetted with less than 30% water, by mass	1	1.1D		1		0	E0		PP		LO01	HA01, HA02, HA03	3	
0216	TRINITRO-m-CRESOL	1	1.1D		1		0	E0		PP		LO01	HA01, HA02, HA03	3	
0217	TRINITRONAPHTHALENE	1	1.1D		1		0	E0		PP		LO01	HA01, HA02, HA03	3	
0218	TRINITROPHENETOLE	1	1.1D		1		0	E0		PP		LO01	HA01, HA02, HA03	3	
0219	TRINITRORESORCINOL (STYPHNIC ACID), dry or wetted with less than 20% water, or mixture of alcohol and water, by mass	1	1.1D		1		0	E0		PP		LO01	HA01, HA02, HA03	3	
0220	UREA NITRATE, dry or wetted with less than 20% water, by mass	1	1.1D		1		0	E0		PP		LO01	HA01, HA02, HA03	3	
0221	WARHEADS, TORPEDO with bursting charge	1	1.1D		1		0	E0		PP		LO01	HA01, HA02, HA03	3	
0222	AMMONIUM NITRATE	1	1.1D		1	370	0	E0		PP		LO01	HA01, HA02, HA03	3	
0224	BARIUM AZIDE, dry or wetted with less than 50% water, by mass	1	1.1A		1+6.1	802	0	E0		PP		LO01	HA01, HA02, HA03	3	
0225	BOOSTERS WITH DETONATOR	1	1.1B		1		0	E0		PP		LO01	HA01, HA02, HA03	3	
0226	CYCLOTRIMETHYLENETETRANITRAMINE (HMX; OCTOGEN), WETTED with not less than 15% water, by mass	1	1.1D		1	266	0	E0		PP		LO01	HA01, HA02, HA03	3	

Copyright © United Nations, 2019. All rights reserved

UN No. or ID No.	Name and description	Class	Classi- fication Code	Packing group	Labels	Special provis- ions	Limited and excepted quantities	Carriage permitted	Equipment required	Venti- lation	Provisions concerning loading, unloading and carriage	Number of blue cones/ lights	Remarks
	3.1.2	2.2 (30)	2.2 (30)	2.1.1.3 (4)	5.2.2 (5)	3.3 (6)	3.4 (7a)	3.5.1.2 (7b)	3.2.1 (8)	8.1.5 (9)	7.1.6 (10)	7.1.5 (12)	3.2.1 (13)
0234	(1) SODIUM DINITRO- $\alpha$ -CRESOLATE, dry or wetted with less than 15% water, by mass	1	1.3C		1		0	E0		PP	LO01 HA01, HA03	3	
0235	SODIUM PICRAMATE, dry or wetted with less than 20% water, by mass	1	1.3C		1		0	E0		PP	LO01 HA01, HA03	3	
0236	ZIRCONIUM PICRAMATE, dry or wetted with less than 20% water, by mass	1	1.3C		1		0	E0		PP	LO01 HA01, HA03	3	
0237	CHARGES, SHAPED, FLEXIBLE, LINEAR	1	1.4D		1.4		0	E0		PP	LO01 HA03	1	
0238	ROCKETS, LINE-THROWING	1	1.2G		1		0	E0		PP	LO01 HA01, HA03	3	
0240	ROCKETS, LINE-THROWING	1	1.3G		1		0	E0		PP	LO01 HA01, HA03	3	
0241	EXPLOSIVE, BLASTING, TYPE E	1	1.1D		1	617	0	E0		PP	LO01 HA01, HA02, HA03	3	
0242	CHARGES, PROPELLING, FOR CANNON	1	1.3C		1		0	E0		PP	LO01 HA01, HA03	3	
0243	AMMUNITION, INCENDIARY, WHITE PHOSPHORUS with burster, expelling charge or propelling charge	1	1.2H		1		0	E0		PP	LO01 HA01, HA03	3	
0244	AMMUNITION, INCENDIARY, WHITE PHOSPHORUS with burster, expelling charge or propelling charge	1	1.3H		1		0	E0		PP	LO01 HA01, HA03	3	
0245	AMMUNITION, SMOKE, WHITE PHOSPHORUS with burster, expelling charge or propelling charge	1	1.2H		1		0	E0		PP	LO01 HA01, HA03	3	
0246	AMMUNITION, SMOKE, WHITE PHOSPHORUS with burster, expelling charge or propelling charge	1	1.3H		1		0	E0		PP	LO01 HA01, HA03	3	
0247	AMMUNITION, INCENDIARY, liquid or gel, with burster, expelling charge or propelling charge	1	1.3J		1		0	E0		PP	LO01 HA01, HA03	3	
0248	CONTRIVANCES, WATER-ACTIVATED with burster, expelling charge or propelling charge	1	1.2L		1	274	0	E0		PP	LO01 HA01, HA03	3	
0249	CONTRIVANCES, WATER-ACTIVATED with burster, expelling charge or propelling charge	1	1.3L		1	274	0	E0		PP	LO01 HA01, HA03	3	
0250	ROCKET MOTORS WITH HYPERGOLIC LIQUIDS with or without expelling charge	1	1.3L		1		0	E0		PP	LO01 HA01, HA03	3	
0254	AMMUNITION, ILLUMINATING with or without burster, expelling charge or propelling charge	1	1.3G		1		0	E0		PP	LO01 HA01, HA03	3	
0255	DETONATORS, ELECTRIC for blasting	1	1.4B		1.4		0	E0		PP	LO01 HA01, HA02, HA03	1	
0257	FUZES, DETONATING	1	1.4B		1.4		0	E0		PP	LO01 HA01, HA02, HA03	1	
0266	OCTOLITE (OCTOL), dry or wetted with less than 15% water, by mass	1	1.1D		1		0	E0		PP	LO01 HA01, HA02, HA03	3	
0267	DETONATORS, NON-ELECTRIC for blasting	1	1.4B		1.4		0	E0		PP	LO01 HA01, HA02, HA03	1	



Copyright © United Nations, 2019. All rights reserved

UN No. or ID No.	Name and description	Class	Classi- fication Code	Packing group	Labels	Special provis- ions	Limited and excepted quantities		Carriage permitted	Equipment required	Venti- lation	Provisions concerning loading, unloading and carriage		Number of blue cones/ lights	Remarks
	3.1.2	2.2 (30)	2.2 (30)	2.1.1.3 (4)	5.2.2 (5)	3.3 (6)	3.4 (7a)	3.5.1.2 (7b)	3.2.1 (8)	8.1.5 (9)	7.1.6 (10)	7.1.6 (11)	7.1.5 (12)	3.2.1 (13)	
0268	BOOSTERS WITH DETONATOR	1	1.2B		1		0	E0		PP		LO01 HA01, HA02, HA03	3		
0271	CHARGES, PROPELLING	1	1.1C		1		0	E0		PP		LO01 HA01, HA02, HA03	3		
0272	CHARGES, PROPELLING	1	1.3C		1		0	E0		PP		LO01 HA01, HA03	3		
0275	CARTRIDGES, POWER DEVICE	1	1.3C		1		0	E0		PP		LO01 HA01, HA03	3		
0276	CARTRIDGES, POWER DEVICE	1	1.4C		1.4		0	E0		PP		LO01 HA01, HA03	1		
0277	CARTRIDGES, OIL WELL	1	1.3C		1		0	E0		PP		LO01 HA01, HA03	3		
0278	CARTRIDGES, OIL WELL	1	1.4C		1.4		0	E0		PP		LO01 HA01, HA03	1		
0279	CHARGES, PROPELLING, FOR CANNON	1	1.1C		1		0	E0		PP		LO01 HA01, HA02, HA03	3		
0280	ROCKET MOTORS	1	1.1C		1		0	E0		PP		LO01 HA01, HA02, HA03	3		
0281	ROCKET MOTORS	1	1.2C		1		0	E0		PP		LO01 HA01, HA03	3		
0282	NITROGUANIDINE (PICRIT), dry or wetted with less than 20% water, by mass	1	1.1D		1		0	E0		PP		LO01 HA01, HA02, HA03	3		
0283	BOOSTERS without detonator	1	1.2D		1		0	E0		PP		LO01 HA01, HA03	3		
0284	GRENADES, hand or rifle, with bursting charge	1	1.1D		1		0	E0		PP		LO01 HA01, HA02, HA03	3		
0285	GRENADES, hand or rifle, with bursting charge	1	1.2D		1		0	E0		PP		LO01 HA01, HA03	3		
0286	WARHEADS, ROCKET with bursting charge	1	1.1D		1		0	E0		PP		LO01 HA01, HA02, HA03	3		
0287	WARHEADS, ROCKET with bursting charge	1	1.2D		1		0	E0		PP		LO01 HA01, HA03	3		
0288	CHARGES, SHAPED, FLEXIBLE, LINEAR	1	1.1D		1		0	E0		PP		LO01 HA01, HA02, HA03	3		
0289	CORD, DETONATING, flexible	1	1.4D		1.4		0	E0		PP		LO01 HA01, HA03	1		
0290	CORD (FUSE), DETONATING, metal clad	1	1.1D		1		0	E0		PP		LO01 HA01, HA02, HA03	3		
0291	BOMBS with bursting charge	1	1.2F		1		0	E0		PP		LO01 HA01, HA02, HA03	3		

Copyright © United Nations, 2019. All rights reserved

UN No. or ID No.	Name and description	Class	Classi- fication Code	Packing group	Labels	Special provis- ions	Limited and excepted quantities		Carriage permitted	Equipment required	Venti- lation	Provisions concerning loading, unloading and carriage		Number of blue cones/ lights	Remarks
(1)	(2)	(3a)	(3b)	(4)	(5)	(6)	3.4 (7a)	3.5.1.2 (7b)	3.2.1 (8)	8.1.5 (9)	7.1.6 (10)	7.1.6 (11)	(12)	3.2.1 (13)	
0292	GRENADAES, hand or rifle, with bursting charge	1	1.1F		1		0	E0		PP		LO01 HA01, HA02, HA03	3		
0293	GRENADAES, hand or rifle, with bursting charge	1	1.2F		1		0	E0		PP		LO01 HA01, HA02, HA03	3		
0294	MINES with bursting charge	1	1.2F		1		0	E0		PP		LO01 HA01, HA02, HA03	3		
0295	ROCKETS with bursting charge	1	1.2F		1		0	E0		PP		LO01 HA01, HA02, HA03	3		
0296	SOUNDING DEVICES, EXPLOSIVE	1	1.1F		1		0	E0		PP		LO01 HA01, HA02, HA03	3		
0297	AMMUNITION, ILLUMINATING with or without burst, expelling charge or propelling charge	1	1.4G		1.4		0	E0		PP		LO01 HA01, HA03	1		
0299	BOMBS, PHOTO-FLASH	1	1.3G		1		0	E0		PP		LO01 HA01, HA03	3		
0300	AMMUNITION, INCENDIARY with or without burst, expelling charge or propelling charge	1	1.4G		1.4		0	E0		PP		LO01 HA01, HA03	1		
0301	AMMUNITION, TEAR-PRODUCING with burst, expelling charge or propelling charge	1	1.4G		1.4+6.1+8	802	0	E0		PP		LO01 HA01, HA03	1		
0303	AMMUNITION, SMOKE with or without burst, expelling charge or propelling charge	1	1.4G		1.4		0	E0		PP		LO01 HA01, HA03	1		
0303	AMMUNITION, SMOKE with or without burst, expelling charge or propelling charge, containing corrosive substances	1	1.4G		1.4+8		0	E0		PP		LO01 HA01, HA03	1		
0303	AMMUNITION, SMOKE with or without burst, expelling charge or propelling charge, containing toxic by inhalation substances	1	1.4G		1.4+6.1		0	E0		PP		LO01 HA01, HA03	1		
0305	FLASH POWDER	1	1.3G		1		0	E0		PP		LO01 HA01, HA03	3		
0306	TRACERS FOR AMMUNITION	1	1.4G		1.4		0	E0		PP		LO01 HA01, HA03	1		
0312	CARTRIDGES, SIGNAL	1	1.4G		1.4		0	E0		PP		LO01 HA01, HA03	1		
0313	SIGNALS, SMOKE	1	1.2G		1		0	E0		PP		LO01 HA01, HA03	3		
0314	IGNITERS	1	1.2G		1		0	E0		PP		LO01 HA01, HA03	3		
0315	IGNITERS	1	1.3G		1		0	E0		PP		LO01 HA01, HA03	3		
0316	FUZES, IGNITING	1	1.3G		1		0	E0		PP		LO01 HA01, HA03	3		
0317	FUZES, IGNITING	1	1.4G		1.4		0	E0		PP		LO01 HA01, HA03	1		
0318	GRENADAES, PRACTICE, hand or rifle	1	1.3G		1		0	E0		PP		LO01 HA01, HA03	3		
0319	PRIMERS, TUBULAR	1	1.3G		1		0	E0		PP		LO01 HA01, HA03	3		

Copyright © United Nations, 2019. All rights reserved

UN No. or ID No.	Name and description	Class	Classification Code	Packing group	Labels	Special provisions	Limited and excepted quantities	Carriage permitted	Equipment required	Ventilation	Provisions concerning loading, unloading and carriage	Number of blue cones/ lights	Remarks
	3.1.2	2.2 (30)	2.2 (30)	2.1.1.3 (4)	5.2.2 (5)	3.3 (6)	3.4 (7a)	3.2.1 (8)	8.1.5 (9)	7.1.6 (10)	7.1.6 (11)	7.1.5 (12)	3.2.1 (13)
0320	PRIMERS, TUBULAR	1	1.4G		1.4		0	E0	PP		LO01 HA01, HA03	1	
0321	CARTRIDGES FOR WEAPONS with bursting charge	1	1.2E		1		0	E0	PP		LO01 HA01, HA03	3	
0322	ROCKET MOTORS WITH HYPERGOLIC LIQUIDS with or without expelling charge	1	1.2L		1		0	E0	PP		LO01 HA01, HA03	3	
0323	CARTRIDGES, POWER DEVICE	1	1.4S		1.4	347	0	E0	PP		LO01 HA01, HA03	0	
0324	PROJECTILES with bursting charge	1	1.2F		1		0	E0	PP		LO01 HA01, HA02, HA03	3	
0325	IGNITERS	1	1.4G		1.4		0	E0	PP		LO01 HA01, HA03	1	
0326	CARTRIDGES FOR WEAPONS, BLANK	1	1.1C		1		0	E0	PP		LO01 HA01, HA02, HA03	3	
0327	CARTRIDGES FOR WEAPONS, BLANK or CARTRIDGES, SMALL ARMS, BLANK	1	1.3C		1		0	E0	PP		LO01 HA01, HA03	3	
0328	CARTRIDGES FOR WEAPONS, INERT PROJECTILE	1	1.2C		1		0	E0	PP		LO01 HA01, HA03	3	
0329	TORPEDOES with bursting charge	1	1.1E		1		0	E0	PP		LO01 HA01, HA02, HA03	3	
0330	TORPEDOES with bursting charge	1	1.1F		1		0	E0	PP		LO01 HA01, HA02, HA03	3	
0331	EXPLOSIVE, BLASTING, TYPE B (AGENT, BLASTING, TYPE B)	1	1.5D		1.5	617	0	E0	PP		LO01 HA01, HA03	3	
0332	EXPLOSIVE, BLASTING, TYPE E (AGENT, BLASTING, TYPE E)	1	1.5D		1.5	617	0	E0	PP		LO01 HA01, HA03	3	
0333	FIREWORKS	1	1.1G		1	645	0	E0	PP		LO01 HA01, HA02, HA03	3	
0334	FIREWORKS	1	1.2G		1	645	0	E0	PP		LO01 HA01, HA03	3	
0335	FIREWORKS	1	1.3G		1	645	0	E0	PP		LO01 HA01, HA03	3	
0336	FIREWORKS	1	1.4G		1.4	645 651	0	E0	PP		LO01 HA01, HA03	1	
0337	FIREWORKS	1	1.4S		1.4	645	0	E0	PP		LO01 HA01, HA03	0	
0338	CARTRIDGES FOR WEAPONS, BLANK or CARTRIDGES, SMALL ARMS, BLANK	1	1.4C		1.4		0	E0	PP		LO01 HA01, HA03	1	
0339	CARTRIDGES FOR WEAPONS, INERT PROJECTILE or CARTRIDGES, SMALL ARMS	1	1.4C		1.4		0	E0	PP		LO01 HA01, HA03	1	
0340	NITROCELLULOSE, dry or wetted with less than 25% water (or alcohol), by mass	1	1.1D		1		0	E0	PP		LO01 HA01, HA02, HA03	3	
0341	NITROCELLULOSE, unmodified or plasticized with less than 18% plasticizing substance, by mass	1	1.1D		1		0	E0	PP		LO01 HA01, HA02, HA03	3	

Copyright © United Nations, 2019. All rights reserved

UN No. or ID No.	Name and description	Class	Classi- fication Code	Packing group	Labels	Special provis- ions	Limited and excepted quantities	Carriage permitted	Equipment required	Venti- lation	Provisions concerning loading, unloading and carriage	Number of blue cones/ lights	Remarks
	3.1.2	2.2	2.2	2.1.1.3	5.2.2	3.3	3.4	3.5.1.2	3.2.1	8.1.5	7.1.6	7.1.5	3.2.1
	(1)	(30)	(30)	(4)	(5)	(6)	(7a)	(7b)	(8)	(9)	(10)	(12)	(13)
0342	NITROCELLULOSE, WEITTED with not less than 25% alcohol, by mass	1	1.3C		1	105	0	E0		PP	LO01	3	
0343	NITROCELLULOSE, PLASTICIZED with not less than 18% plasticizing substance, by mass	1	1.3C		1	105	0	E0		PP	LO01	3	
0344	PROJECTILES with bursting charge	1	1.4D		1.4		0	E0		PP	LO01	1	
0345	PROJECTILES, inert with tracer	1	1.4S		1.4		0	E0		PP	LO01	0	
0346	PROJECTILES with burster or expelling charge	1	1.2D		1		0	E0		PP	LO01	3	
0347	PROJECTILES with burster or expelling charge	1	1.4D		1.4		0	E0		PP	LO01	1	
0348	CARTRIDGES FOR WEAPONS with bursting charge	1	1.4F		1.4		0	E0		PP	LO01	1	
0349	ARTICLES, EXPLOSIVE, N.O.S.	1	1.4S		1.4	178 274	0	E0		PP	LO01	0	
0350	ARTICLES, EXPLOSIVE, N.O.S.	1	1.4B		1.4	178 274	0	E0		PP	LO01	1	
0351	ARTICLES, EXPLOSIVE, N.O.S.	1	1.4C		1.4	178 274	0	E0		PP	LO01	1	
0352	ARTICLES, EXPLOSIVE, N.O.S.	1	1.4D		1.4	178 274	0	E0		PP	LO01	1	
0353	ARTICLES, EXPLOSIVE, N.O.S.	1	1.4G		1.4	178 274	0	E0		PP	LO01	1	
0354	ARTICLES, EXPLOSIVE, N.O.S.	1	1.1L		1	178 274	0	E0		PP	LO01	3	
0355	ARTICLES, EXPLOSIVE, N.O.S.	1	1.2L		1	178 274	0	E0		PP	LO01	3	
0356	ARTICLES, EXPLOSIVE, N.O.S.	1	1.3L		1	178 274	0	E0		PP	LO01	3	
0357	SUBSTANCES, EXPLOSIVE, N.O.S.	1	1.1L		1	178 274	0	E0		PP	LO01	3	
0358	SUBSTANCES, EXPLOSIVE, N.O.S.	1	1.2L		1	178 274	0	E0		PP	LO01	3	
0359	SUBSTANCES, EXPLOSIVE, N.O.S.	1	1.3L		1	178 274	0	E0		PP	LO01	3	
0360	DETONATOR ASSEMBLIES, NON-ELECTRIC for blasting	1	1.1B		1		0	E0		PP	LO01	3	
0361	DETONATOR ASSEMBLIES, NON-ELECTRIC for blasting	1	1.4B		1.4		0	E0		PP	LO01	1	
0362	AMMUNITION, PRACTICE	1	1.4G		1.4		0	E0		PP	LO01	1	
0363	AMMUNITION, PROOF	1	1.4G		1.4		0	E0		PP	LO01	1	

Copyright © United Nations, 2019. All rights reserved

UN No. or ID No.	Name and description	Class	Classi- fication Code	Packing group	Labels	Special provis- ions	Limited and excepted quantities		Carriage permitted	Equipment required	Venti- lation	Provisions concerning loading, unloading and carriage	Number of blue cones/ lights	Remarks
	3.1.2	2.2 (30)	2.2 (30)	2.1.1.3 (4)	5.2.2 (5)	3.3 (6)	3.4 (7a)	3.5.1.2 (7b)	3.2.1 (8)	8.1.5 (9)	7.1.6 (10)	7.1.6 (11)	7.1.5 (12)	3.2.1 (13)
0364	DETONATORS FOR AMMUNITION	1	1.2B		1		0	E0		PP		LO01 HA01, HA02, HA03	3	
0365	DETONATORS FOR AMMUNITION	1	1.4B		1.4		0	E0		PP		LO01 HA01, HA02, HA03	1	
0366	DETONATORS FOR AMMUNITION	1	1.4S		1.4	347	0	E0		PP		LO01 HA01, HA03	0	
0367	FUZES, DETONATING	1	1.4S		1.4	347	0	E0		PP		LO01 HA01, HA03	0	
0368	FUZES, IGNITING	1	1.4S		1.4		0	E0		PP		LO01 HA01, HA03	0	
0369	WARHEADS, ROCKET with bursting charge	1	1.1F		1		0	E0		PP		LO01 HA01, HA02, HA03	3	
0370	WARHEADS, ROCKET with burster or expelling charge	1	1.4D		1.4		0	E0		PP		LO01 HA01, HA03	1	
0371	WARHEADS, ROCKET with burster or expelling charge	1	1.4F		1.4		0	E0		PP		LO01 HA01, HA02, HA03	1	
0372	GRENADES, PRACTICE, hand or rifle	1	1.2G		1		0	E0		PP		LO01 HA01, HA03	3	
0373	SIGNAL DEVICES, HAND	1	1.4S		1.4		0	E0		PP		LO01 HA01, HA03	0	
0374	SOUNDING DEVICES, EXPLOSIVE	1	1.1D		1		0	E0		PP		LO01 HA01, HA02, HA03	3	
0375	SOUNDING DEVICES, EXPLOSIVE	1	1.2D		1		0	E0		PP		LO01 HA01, HA03	3	
0376	PRIMERS, TUBULAR	1	1.4S		1.4		0	E0		PP		LO01 HA01, HA03	0	
0377	PRIMERS, CAP TYPE	1	1.1B		1		0	E0		PP		LO01 HA01, HA02, HA03	3	
0378	PRIMERS, CAP TYPE	1	1.4B		1.4		0	E0		PP		LO01 HA01, HA02, HA03	1	
0379	CASES, CARTRIDGE, EMPTY, WITH PRIMER	1	1.4C		1.4		0	E0		PP		LO01 HA01, HA03	1	
0380	ARTICLES, PYROPHORIC	1	1.2L		1		0	E0		PP		LO01 HA01, HA03	3	
0381	CARTRIDGES, POWER DEVICE	1	1.2C		1		0	E0		PP		LO01 HA01, HA03	3	
0382	COMPONENTS, EXPLOSIVE TRAIN, N.O.S.	1	1.2B		1	178 274	0	E0		PP		LO01 HA01, HA02, HA03	3	
0383	COMPONENTS, EXPLOSIVE TRAIN, N.O.S.	1	1.4B		1.4	178 274	0	E0		PP		LO01 HA01, HA02, HA03	1	

Copyright © United Nations, 2019. All rights reserved

UN No. or ID No.	Name and description	Class	Classification Code	Packing group	Labels	Special provisions	Limited and excepted quantities		Carriage permitted	Equipment required	Ventilation	Provisions concerning loading, unloading and carriage		Number of blue cones/ lights	Remarks
							3.3	3.4	3.5.1.2	8.1.5	7.1.6	7.1.6	7.1.5		
(1)	3.1.2	2.2	2.2	2.1.1.3	5.2.2	3.3	(6)	(7a)	(7b)	(8)	(10)	(11)	(12)	(13)	
0384	COMPONENTS, EXPLOSIVE TRAIN, N.O.S.	1	(3b) 1.4S	(4)	(5) 1.4	178 274 347	178	0	E0	PP		LO01 HA01, HA03	0		
0385	5-NITROBENZOTRIAZOL	1	1.1D		1			0	E0	PP		LO01 HA01, HA02, HA03	3		
0386	TRINITROBENZENESULFONIC ACID	1	1.1D		1			0	E0	PP		LO01 HA01, HA02, HA03	3		
0387	TRINITROFLUORENONE	1	1.1D		1			0	E0	PP		LO01 HA01, HA02, HA03	3		
0388	TRINITROTOLUENE (TNT) AND TRINITROBENZENE MIXTURE or TRINITROTOLUENE (TNT) AND HEXANITROSTILBENE MIXTURE	1	1.1D		1			0	E0	PP		LO01 HA01, HA02, HA03	3		
0389	TRINITROTOLUENE (TNT) MIXTURE CONTAINING TRINITROBENZENE AND HEXANITROSTILBENE	1	1.1D		1			0	E0	PP		LO01 HA01, HA02, HA03	3		
0390	TRITONAL	1	1.1D		1			0	E0	PP		LO01 HA01, HA02, HA03	3		
0391	CYCLOTRIMETHYLENETRINITRAMINE (CYCLONITE; HEXOGEN; RDX) AND CYCLOTETRAMETHYLENETRANITRAMINE (HMX; OCTOGEN) MIXTURE, WETTED with not less than 15% water, by mass or DESENSITIZED with not less than 10% phlegmatizer by mass	1	1.1D		1	266		0	E0	PP		LO01 HA01, HA02, HA03	3		
0392	HEXANITROSTILBENE	1	1.1D		1			0	E0	PP		LO01 HA01, HA02, HA03	3		
0393	HEXOTONAL	1	1.1D		1			0	E0	PP		LO01 HA01, HA02, HA03	3		
0394	TRINITRORESORCINOL (STYPHNIC ACID), WETTED with not less than 20% water, or mixture of alcohol and water, by mass	1	1.1D		1			0	E0	PP		LO01 HA01, HA02, HA03	3		
0395	ROCKET MOTORS, LIQUID FUELLED	1	1.2J		1			0	E0	PP		LO01 HA01, HA02, HA03	3		
0396	ROCKET MOTORS, LIQUID FUELLED	1	1.3J		1			0	E0	PP		LO01 HA01, HA02, HA03	3		
0397	ROCKETS, LIQUID FUELLED with bursting charge	1	1.1J		1			0	E0	PP		LO01 HA01, HA02, HA03	3		
0398	ROCKETS, LIQUID FUELLED with bursting charge	1	1.2J		1			0	E0	PP		LO01 HA01, HA02, HA03	3		
0399	BOMBS WITH FLAMMABLE LIQUID with bursting charge	1	1.1J		1			0	E0	PP		LO01 HA01, HA02, HA03	3		
0400	BOMBS WITH FLAMMABLE LIQUID with bursting charge	1	1.2J		1			0	E0	PP		LO01 HA01, HA02, HA03	3		

Copyright © United Nations, 2019. All rights reserved

UN No. or ID No.	Name and description	Class	Classi- fication Code	Packing group	Labels	Special provis- ions	Limited and excepted quantities		Carriage permitted	Equipment required	Venti- lation	Provisions concerning loading, unloading and carriage	Number of blue cones/ lights	Remarks
	3.1.2	2.2	2.2	2.1.1.3	5.2.2	3.3	3.4	3.5.1.2	3.2.1	8.1.5	7.1.6	7.1.6	7.1.5	3.2.1
(1)	(2)	(3a)	(3b)	(4)	(5)	(6)	(7a)	(7b)	(8)	(9)	(10)	(11)	(12)	(13)
0401	DIPICRYL SULPHIDE, dry or wetted with less than 10% water, by mass	1	1.1D		1		0	E0		PP		LO01 HA01, HA02, HA03	3	
0402	AMMONIUM PERCHLORATE	1	1.1D		1	152	0	E0		PP		LO01 HA01, HA02, HA03	3	
0403	FLARES, AERIAL	1	1.4G		1.4		0	E0		PP		LO01 HA01, HA03	1	
0404	FLARES, AERIAL	1	1.4S		1.4		0	E0		PP		LO01 HA01, HA03	0	
0405	CARTRIDGES, SIGNAL	1	1.4S		1.4		0	E0		PP		LO01 HA01, HA03	0	
0406	DINITROBENZENE	1	1.3C		1		0	E0		PP		LO01 HA01, HA03	3	
0407	TETRAZOL-1-ACETIC ACID	1	1.4C		1.4		0	E0		PP		LO01 HA01, HA03	1	
0408	FUZES, DETONATING with protective features	1	1.1D		1		0	E0		PP		LO01 HA01, HA02, HA03	3	
0409	FUZES, DETONATING with protective features	1	1.2D		1		0	E0		PP		LO01 HA01, HA03	3	
0410	FUZES, DETONATING with protective features	1	1.4D		1.4		0	E0		PP		LO01 HA01, HA03	1	
0411	PENTAERYTHRITOL TETRANITRATE (PENTAERYTHRITOL TETRANITRATE; PETN) with not less than 7% wax, by mass	1	1.1D		1	131	0	E0		PP		LO01 HA01, HA02, HA03	3	
0412	CARTRIDGES FOR WEAPONS with bursting charge	1	1.4E		1.4		0	E0		PP		LO01 HA01, HA03	1	
0413	CARTRIDGES FOR WEAPONS, BLANK	1	1.2C		1		0	E0		PP		LO01 HA01, HA03	3	
0414	CHARGES, PROPELLING, FOR CANNON	1	1.2C		1		0	E0		PP		LO01 HA01, HA03	3	
0415	CHARGES, PROPELLING	1	1.2C		1		0	E0		PP		LO01 HA01, HA03	3	
0417	CARTRIDGES FOR WEAPONS, INERT PROJECTILE or CARTRIDGES, SMALL ARMS	1	1.3C		1		0	E0		PP		LO01 HA01, HA03	3	
0418	FLARES, SURFACE	1	1.1G		1		0	E0		PP		LO01 HA01, HA02, HA03	3	
0419	FLARES, SURFACE	1	1.2G		1		0	E0		PP		LO01 HA01, HA03	3	
0420	FLARES, AERIAL	1	1.1G		1		0	E0		PP		LO01 HA01, HA02, HA03	3	
0421	FLARES, AERIAL	1	1.2G		1		0	E0		PP		LO01 HA01, HA03	3	
0424	PROJECTILES, inert with tracer	1	1.3G		1		0	E0		PP		LO01 HA01, HA03	3	
0425	PROJECTILES, inert with tracer	1	1.4G		1.4		0	E0		PP		LO01 HA01, HA03	1	

Copyright © United Nations, 2019. All rights reserved

UN No. or ID No.	Name and description	Class	Classi- fication Code	Packing group	Labels	Special provis- ions	Limited and excepted quantities	Carriage permitted	Equipment required	Venti- lation	Provisions concerning loading, unloading and carriage	Number of blue cones/ lights	Remarks
	3.1.2	2.2 (30)	2.2 (3b) 1.2F	2.1.1.3 (4)	5.2.2 (5)	3.3 (6)	3.4 (7a) 0	3.5.1.2 (7b) E0	3.2.1 (8)	8.1.5 (9)	7.1.6 (10)	7.1.5 (12)	3.2.1 (13)
0426	PROJECTILES with burster or expelling charge	1	1.2F		1		0	E0		PP	LO01 HA01, HA02, HA03	3	
0427	PROJECTILES with burster or expelling charge	1	1.4F		1.4		0	E0		PP	LO01 HA01, HA02, HA03	1	
0428	ARTICLES, PYROTECHNIC for technical purposes	1	1.1G		1		0	E0		PP	LO01 HA01, HA02, HA03	3	
0429	ARTICLES, PYROTECHNIC for technical purposes	1	1.2G		1		0	E0		PP	LO01 HA01, HA03	3	
0430	ARTICLES, PYROTECHNIC for technical purposes	1	1.3G		1		0	E0		PP	LO01 HA01, HA03	3	
0431	ARTICLES, PYROTECHNIC for technical purposes	1	1.4G		1.4		0	E0		PP	LO01 HA01, HA03	1	
0432	ARTICLES, PYROTECHNIC for technical purposes	1	1.4S		1.4		0	E0		PP	LO01 HA01, HA03	0	
0433	POWDER CAKE (POWDER PASTE), WETTED with not less than 17% alcohol, by mass	1	1.1C		1	266	0	E0		PP	LO01 HA01, HA02, HA03	3	
0434	PROJECTILES with burster or expelling charge	1	1.2G		1		0	E0		PP	LO01 HA01, HA03	3	
0435	PROJECTILES with burster or expelling charge	1	1.4G		1.4		0	E0		PP	LO01 HA01, HA03	1	
0436	ROCKETS with expelling charge	1	1.2C		1		0	E0		PP	LO01 HA01, HA03	3	
0437	ROCKETS with expelling charge	1	1.3C		1		0	E0		PP	LO01 HA01, HA03	3	
0438	ROCKETS with expelling charge	1	1.4C		1.4		0	E0		PP	LO01 HA01, HA03	1	
0439	CHARGES, SHAPED, without detonator	1	1.2D		1		0	E0		PP	LO01 HA01, HA03	3	
0440	CHARGES, SHAPED, without detonator	1	1.4D		1.4		0	E0		PP	LO01 HA01, HA03	1	
0441	CHARGES, SHAPED, without detonator	1	1.4S		1.4	347	0	E0		PP	LO01 HA01, HA03	0	
0442	CHARGES, EXPLOSIVE, COMMERCIAL, without detonator	1	1.1D		1		0	E0		PP	LO01 HA01, HA02, HA03	3	
0443	CHARGES, EXPLOSIVE, COMMERCIAL, without detonator	1	1.2D		1		0	E0		PP	LO01 HA01, HA03	3	
0444	CHARGES, EXPLOSIVE, COMMERCIAL, without detonator	1	1.4D		1.4		0	E0		PP	LO01 HA01, HA03	1	
0445	CHARGES, EXPLOSIVE, COMMERCIAL, without detonator	1	1.4S		1.4	347	0	E0		PP	LO01 HA01, HA03	0	
0446	CASES, COMBUSTIBLE, EMPTY, WITHOUT PRIMER	1	1.4C		1.4		0	E0		PP	LO01 HA01, HA03	1	
0447	CASES, COMBUSTIBLE, EMPTY, WITHOUT PRIMER	1	1.3C		1		0	E0		PP	LO01 HA01, HA03	3	
0448	5-MERCAPTOTETRAZOL-1-ACETIC ACID	1	1.4C		1.4		0	E0		PP	LO01 HA01, HA03	1	



Copyright © United Nations, 2019. All rights reserved

UN No. or ID No.	Name and description	Class	Classi- fication Code	Packing group	Labels	Special provis- ions	Limited and excepted quantities		Carriage permitted	Equipment required	Venti- lation	Provisions concerning loading, unloading and carriage	Number of blue cones/ lights	Remarks
	3.1.2	2.2	2.2	2.1.1.3	5.2.2	3.3	3.4	3.5.1.2	3.2.1	8.1.5	7.1.6	7.1.6	7.1.5	3.2.1
(1)	(2)	(3a)	(3b)	(4)	(5)	(6)	(7a)	(7b)	(8)	(9)	(10)	(11)	(12)	(13)
0449	TORPEDOES, LIQUID FUELLED with or without bursting charge	1	1.1J		1		0	E0		PP		LO01 HA01, HA02, HA03	3	
0450	TORPEDOES, LIQUID FUELLED with inert head	1	1.3J		1		0	E0		PP		LO01 HA01, HA03	3	
0451	TORPEDOES with bursting charge	1	1.1D		1		0	E0		PP		LO01 HA01, HA02, HA03	3	
0452	GRENADES, PRACTICE, hand or rifle	1	1.4G		1.4		0	E0		PP		LO01 HA01, HA03	1	
0453	ROCKETS, LINE-THROWING	1	1.4G		1.4		0	E0		PP		LO01 HA01, HA03	1	
0454	IGNITERS	1	1.4S		1.4		0	E0		PP		LO01 HA01, HA03	0	
0455	DETONATORS, NON-ELECTRIC for blasting	1	1.4S		1.4	347	0	E0		PP		LO01 HA01, HA03	0	
0456	DETONATORS, ELECTRIC for blasting	1	1.4S		1.4	347	0	E0		PP		LO01 HA01, HA03	0	
0457	CHARGES, BURSTING, PLASTICS BONDED	1	1.1D		1		0	E0		PP		LO01 HA01, HA02, HA03	3	
0458	CHARGES, BURSTING, PLASTICS BONDED	1	1.2D		1		0	E0		PP		LO01 HA01, HA03	3	
0459	CHARGES, BURSTING, PLASTICS BONDED	1	1.4D		1.4		0	E0		PP		LO01 HA01, HA03	1	
0460	CHARGES, BURSTING, PLASTICS BONDED	1	1.4S		1.4	347	0	E0		PP		LO01 HA01, HA03	0	
0461	COMPONENTS, EXPLOSIVE TRAIN, N.O.S.	1	1.1B		1	178 274	0	E0		PP		LO01 HA01, HA02, HA03	3	
0462	ARTICLES, EXPLOSIVE, N.O.S.	1	1.1C		1	178 274	0	E0		PP		LO01 HA01, HA02, HA03	3	
0463	ARTICLES, EXPLOSIVE, N.O.S.	1	1.1D		1	178 274	0	E0		PP		LO01 HA01, HA02, HA03	3	
0464	ARTICLES, EXPLOSIVE, N.O.S.	1	1.1E		1	178 274	0	E0		PP		LO01 HA01, HA02, HA03	3	
0465	ARTICLES, EXPLOSIVE, N.O.S.	1	1.1F		1	178 274	0	E0		PP		LO01 HA01, HA02, HA03	3	
0466	ARTICLES, EXPLOSIVE, N.O.S.	1	1.2C		1	178 274	0	E0		PP		LO01 HA01, HA03	3	
0467	ARTICLES, EXPLOSIVE, N.O.S.	1	1.2D		1	178 274	0	E0		PP		LO01 HA01, HA03	3	
0468	ARTICLES, EXPLOSIVE, N.O.S.	1	1.2E		1	178 274	0	E0		PP		LO01 HA01, HA03	3	
0469	ARTICLES, EXPLOSIVE, N.O.S.	1	1.2F		1	178 274	0	E0		PP		LO01 HA01, HA02, HA03	3	

Copyright © United Nations, 2019. All rights reserved

UN No. or ID No.	Name and description	Class	Classi- fication Code	Packing group	Labels	Special provis- ions	Limited and excepted quantities	Carriage permitted	Equipment required	Venti- lation	Provisions concerning loading, unloading and carriage	Number of blue cones/ lights	Remarks
	3.1.2	2.2	2.2	2.1.1.3	5.2.2	3.3	3.4	3.5.1.2	8.1.5	7.1.6	7.1.6	7.1.5	3.2.1
	(1)	(30)	(30)	(4)	(5)	(6)	(7a)	(7b)	(9)	(10)	(11)	(12)	(13)
0470	ARTICLES, EXPLOSIVE, N.O.S.	1	1.3C		1	178 274	0	E0	PP		LO01 HA01, HA03	3	
0471	ARTICLES, EXPLOSIVE, N.O.S.	1	1.4E		1.4	178 274	0	E0	PP		LO01 HA01, HA03	1	
0472	ARTICLES, EXPLOSIVE, N.O.S.	1	1.4F		1.4	178 274	0	E0	PP		LO01 HA01, HA02, HA03	1	
0473	SUBSTANCES, EXPLOSIVE, N.O.S.	1	1.1A		1	178 274	0	E0	PP		LO01 HA01, HA02, HA03	3	
0474	SUBSTANCES, EXPLOSIVE, N.O.S.	1	1.1C		1	178 274	0	E0	PP		LO01 HA01, HA02, HA03	3	
0475	SUBSTANCES, EXPLOSIVE, N.O.S.	1	1.1D		1	178 274	0	E0	PP		LO01 HA01, HA02, HA03	3	
0476	SUBSTANCES, EXPLOSIVE, N.O.S.	1	1.1G		1	178 274	0	E0	PP		LO01 HA01, HA02, HA03	3	
0477	SUBSTANCES, EXPLOSIVE, N.O.S.	1	1.3C		1	178 274	0	E0	PP		LO01 HA01, HA03	3	
0478	SUBSTANCES, EXPLOSIVE, N.O.S.	1	1.3G		1	178 274	0	E0	PP		LO01 HA01, HA03	3	
0479	SUBSTANCES, EXPLOSIVE, N.O.S.	1	1.4C		1.4	178 274	0	E0	PP		LO01 HA01, HA03	1	
0480	SUBSTANCES, EXPLOSIVE, N.O.S.	1	1.4D		1.4	178 274	0	E0	PP		LO01 HA01, HA03	1	
0481	SUBSTANCES, EXPLOSIVE, N.O.S.	1	1.4S		1.4	178 274	0	E0	PP		LO01 HA01, HA03	0	
0482	SUBSTANCES, EXPLOSIVE, VERY INSENSITIVE (SUBSTANCES, EVID. N.O.S.)	1	1.5D		1.5	178 274	0	E0	PP		LO01 HA01, HA03	3	
0483	CYCLOTETRAETHYLENETRINITRAMINE (CYCLONITE; HEXOGEN; RDX); DESENSITIZED	1	1.1D		1		0	E0	PP		LO01 HA01, HA02, HA03	3	
0484	CYCLOTETRAETHYLENETRANITRAMINE (HMX; OCTOGEN); DESENSITIZED	1	1.1D		1		0	E0	PP		LO01 HA01, HA02, HA03	3	
0485	SUBSTANCES, EXPLOSIVE, N.O.S.	1	1.4G		1.4	178 274	0	E0	PP		LO01 HA01, HA03	1	
0486	ARTICLES, EXPLOSIVE, EXTREMELY INSENSITIVE (ARTICLES, EEI)	1	1.6N		1.6		0	E0	PP		LO01 HA01, HA03	3	
0487	SIGNALS, SMOKE	1	1.3G		1		0	E0	PP		LO01 HA01, HA03	3	
0488	AMMUNITION, PRACTICE	1	1.3G		1		0	E0	PP		LO01 HA01, HA03	3	
0489	DINITROGLYCERIL (DINGU)	1	1.1D		1		0	E0	PP		LO01 HA01, HA02, HA03	3	

Copyright © United Nations, 2019. All rights reserved

UN No. or ID No.	Name and description	Class	Classification Code	Packing group	Labels	Special provisions	Limited and excepted quantities	Carriage permitted	Equipment required	Ventilation	Provisions concerning loading, unloading and carriage	Number of blue cones/ lights	Remarks
	3.1.2	2.2	2.2	2.1.1.3	5.2.2	3.3	3.4	3.5.1.2	8.1.5	7.1.6	7.1.6	7.1.5	3.2.1
	(2)	(30)	(3b)	(4)	(5)	(6)	(7a)	(7b)	(9)	(10)	(11)	(12)	(13)
0490	NITROTRIAZOLONE (NTO)	1	1.1D		1		0	E0	PP		LO01 HA01, HA02, HA03	3	
0491	CHARGES, PROPELLING	1	1.4C		1.4		0	E0	PP		LO01 HA01, HA03	1	
0492	SIGNALS, RAILWAY TRACK, EXPLOSIVE	1	1.3G		1		0	E0	PP		LO01 HA01, HA03	3	
0493	SIGNALS, RAILWAY TRACK, EXPLOSIVE	1	1.4G		1.4		0	E0	PP		LO01 HA01, HA03	1	
0494	JET PERFORATING GUNS, CHARGED, oil well, without detonator	1	1.4D		1.4		0	E0	PP		LO01 HA01, HA03	1	
0495	PROPELLANT, LIQUID	1	1.3C		1	224	0	E0	PP		LO01 HA01, HA03	3	
0496	OCTONAL	1	1.1D		1		0	E0	PP		LO01 HA01, HA02, HA03	3	
0497	PROPELLANT, LIQUID	1	1.1C		1	224	0	E0	PP		LO01 HA01, HA02, HA03	3	
0498	PROPELLANT, SOLID	1	1.1C		1		0	E0	PP		LO01 HA01, HA02, HA03	3	
0499	PROPELLANT, SOLID	1	1.3C		1		0	E0	PP		LO01 HA01, HA03	3	
0500	DETONATOR ASSEMBLIES, NON-ELECTRIC for blasting	1	1.4S		1.4	347	0	E0	PP		LO01 HA01, HA03	0	
0501	PROPELLANT, SOLID	1	1.4C		1.4		0	E0	PP		LO01 HA01, HA03	1	
0502	ROCKETS with inert head	1	1.2C		1		0	E0	PP		LO01 HA01, HA03	3	
0503	SAFETY DEVICES, PYROTECHNIC	1	1.4G		1.4	235 289	0	E0	PP		LO01 HA01, HA03	1	
0504	1H-TETRAZOLE	1	1.1D		1		0	E0	PP		LO01 HA01, HA02, HA03	3	
0505	SIGNALS, DISTRESS, ship	1	1.4G		1.4		0	E0	PP		LO01 HA01, HA03	1	
0506	SIGNALS, DISTRESS, ship	1	1.4S		1.4		0	E0	PP		LO01 HA01, HA03	0	
0507	SIGNALS, SMOKE	1	1.4S		1.4		0	E0	PP		LO01 HA01, HA03	0	
0508	1-HYDROXY-BENZOTRIAZOLE, ANHYDROUS, dry or wetted with less than 20% water, by mass	1	1.3C		1		0	E0	PP		LO01 HA01, HA03	3	
0509	POWDER, SMOKELESS	1	1.4C		1.4		0	E0	PP		LO01 HA01, HA03	1	
0510	ROCKET MOTORS	1	1.4C		1.4		0	E0	PP		LO01 HA01, HA03	1	
1001	ACETYLENE, DISSOLVED	2	4F		2.1	662	0	E0	PP, EX, A	VE01		1	
1002	AIR, COMPRESSED	2	1A		2.2	655 660 662	120 ml	E1	PP			0	

Copyright © United Nations, 2019. All rights reserved

UN No. or ID No.	Name and description	Class	Classi- fication Code	Packing group	Labels	Special provis- ions	Limited and excepted quantities	Carriage permitted	Equipment required	Venti- lation	Provisions concerning loading, unloading and carriage	Number of blue cones/ lights	Remarks
	3.1.2	2.2	2.2	2.1.1.3	5.2.2	3.3	3.4	3.5.1.2	3.2.1	8.1.5	7.1.6	7.1.5	3.2.1
(1)	(2)	(3a)	(3b)	(4)	(5)	(6)	(7a)	(7b)	(8)	(9)	(10)	(12)	(13)
1003	AIR, REFRIGERATED LIQUID	2	3D		2.2+5.1		0	E0		PP		0	
1005	AMMONIA, ANHYDROUS	2	2TC		2.3+8	23	0	E0	T	PP, EP, TOX, A		2	
1006	ARGON, COMPRESSED	2	1A		2.2	378 653 660 662	120 ml	E1		PP		0	
1008	BORON TRIFLUORIDE	2	2TC		2.3+8	373	0	E0		PP, EP, TOX, A		2	
1009	BROMOTRIFLUOROMETHANE (REFRIGERANT GAS R 13B1)	2	2A		2.2	662	120 ml	E1		PP		0	
1010	BUTADIENES, STABILIZED or BUTADIENES AND HYDROCARBON MIXTURE, STABILIZED, having a vapour pressure at 70°C not exceeding 1.1 MPa (11 bar) and a density at 50°C not lower than 0.525 kg/l	2	2F		2.1	386 618 662	0	E0	T	PP, EX, A		1	
1011	BUTANE	2	2F		2.1	392 657 662 674	0	E0	T	PP, EX, A		1	
1012	BUTYLENES MIXTURE or 1-BUTYLENE or CIS-2- BUTYLENE or TRANS-2-BUTYLENE	2	2F		2.1	662	0	E0	T	PP, EX, A		1	
1013	CARBON DIOXIDE	2	2A		2.2	378 584 653 660 662	120 ml	E1		PP		0	
1016	CARBON MONOXIDE, COMPRESSED	2	1TF		2.3+2.1	662	0	E0		PP, EP, EX, TOX, A		2	
1017	CHLORINE	2	2TOC		2.3+5.1+8		0	E0		PP, EP, TOX, A		2	
1018	CHLORODIFLUOROMETHANE (REFRIGERANT GAS R 22)	2	2A		2.2	662	120 ml	E1		PP		0	
1020	CHLOROPENTAFLUORO-ETHANE (REFRIGERANT GAS R 115)	2	2A		2.2	662	120 ml	E1	T	PP		0	
1021	1-CHLORO-1,2,2-TETRAFLUOROETHANE (REFRIGERANT GAS R 124)	2	2A		2.2	662	120 ml	E1		PP		0	
1022	CHLOROTRIFLUOROMETHANE (REFRIGERANT GAS R 13)	2	2A		2.2	662	120 ml	E1		PP		0	
1023	COAL GAS, COMPRESSED	2	1TF		2.3+2.1		0	E0		PP, EP, EX, TOX, A		2	
1026	CYANOGEN	2	2TF		2.3+2.1		0	E0		PP, EP, EX, TOX, A		2	
1027	CYCLOPROPANE	2	2F		2.1	662	0	E0		PP, EP, EX, TOX, A		1	
1028	DICHLORODIFLUORO-METHANE (REFRIGERANT GAS R 12)	2	2A		2.2	662	120 ml	E1		PP, EP, EX, TOX, A		0	
1029	DICHLOROFLUORO-METHANE (REFRIGERANT GAS R 21)	2	2A		2.2	662	120 ml	E1		PP		0	
1030	1,1-DIFLUOROETHANE (REFRIGERANT GAS R 152a)	2	2F		2.1	662	0	E0	T	PP, EX, A		1	
1032	DIMETHYLAMINE, ANHYDROUS	2	2F		2.1	662	0	E0		PP, EX, A		1	
1033	DIMETHYL ETHER	2	2F		2.1	662	0	E0	T	PP, EX, A		1	

Copyright © United Nations, 2019. All rights reserved

UN No. or ID No.	Name and description	Class	Classi- fication Code	Packing group	Labels	Special provis- ions	Limited and excepted quantities	Carriage permitted	Equipment required	Venti- lation	Provisions concerning loading, unloading and carriage	Number of blue cones/ lights	Remarks
	3.1.2	2.2	2.2	2.1.1.3	5.2.2	3.3	3.4	3.5.1.2	8.1.5	7.1.6	7.1.6	7.1.5	3.2.1
(1)	(2)	(30)	(3b)	(4)	(5)	(6)	(7a)	(7b)	(8)	(10)	(11)	(12)	(13)
1035	ETHANE	2	2F		2.1	662	0	E0	PP, EX, A	VE01		1	
1036	ETHYLAMINE	2	2F		2.1	662	0	E0	PP, EX, A	VE01		1	
1037	ETHYL CHLORIDE	2	2F		2.1	662	0	E0	PP, EX, A	VE01		1	
1038	ETHYLENE, REFRIGERATED LIQUID	2	2F		2.1	662	0	E0	T	VE01		1	
1039	ETHYL METHYL ETHER	2	3F		2.1	662	0	E0	PP, EX, A	VE01		1	
1040	ETHYLENE OXIDE	2	2F		2.3+2.1	342	0	E0	PP, EP, EX, TOX, A	VE01, VE02		2	
1040	ETHYLENE OXIDE WITH NITROGEN up to a total pressure of 1 MPa (10 bar) at 50 °C	2	2TF		2.3+2.1	342	0	E0	T	VE01, VE02		2	
1041	ETHYLENE OXIDE AND CARBON DIOXIDE MIXTURE with more than 9% but not more than 87% ethylene oxide	2	2F		2.1	662	0	E0	PP, EX, A	VE01		1	
1043	FERTILIZER AMMONIATING SOLUTION with free ammonia	2	4A		2.2			E0	PP			0	
1044	FIRE EXTINGUISHERS with compressed or liquefied gas	2	6A		2.2	225	120 ml	E0	PP			0	
1045	FLUORINE, COMPRESSED	2	1TOC		2.3+5.1+8	594	0	E0	PP, EP, TOX, A	VE02		2	
1046	HELIUM, COMPRESSED	2	1A		2.2	378	120 ml	E1	PP			0	
						653							
						660							
1048	HYDROGEN BROMIDE, ANHYDROUS	2	2TC		2.3+8	662	0	E0	PP, EP, TOX, A	VE02		2	
1049	HYDROGEN, COMPRESSED	2	1F		2.1	392	0	E0	PP, EX, A	VE01		1	
1050	HYDROGEN CHLORIDE, ANHYDROUS	2	2TC		2.3+8	662	0	E0	PP, EP, TOX, A	VE02		2	
1051	HYDROGEN CYANIDE, STABILIZED containing less than 3% water	6.1	TF1	1	6.1+3	386	0	E0	PP, EP, EX, TOX, A	VE01, VE02		2	
						603							
						802							
1052	HYDROGEN FLUORIDE, ANHYDROUS	8	CT1	1	8+6.1	802	0	E0	PP, EP, TOX, A	VE02		2	
1053	HYDROGEN SULPHIDE	2	2TF		2.3+2.1		0	E0	PP, EP, EX, TOX, A	VE01, VE02		2	
1055	ISOBUTYLENE	2	2F		2.1	662	0	E0	PP, EX, A	VE01		1	
1056	KRYPTON, COMPRESSED	2	1A		2.2	378	120 ml	E1	PP			0	
						660							
						662							
1057	LIGHTERS or LIGHTER REFILLS containing flammable gas	2	6F		2.1	201	0	E0	PP, EX, A	VE01		1	
						654							
						658							
1058	LIQUEFIED GASES, non-flammable, charged with nitrogen, carbon dioxide or air	2	2A		2.2	660	120 ml	E1	PP			0	
1060	METHYLACETYLENE AND PROPADIENE MIXTURE, STABILIZED such as mixture P1 or mixture P2	2	2F		2.1	386	0	E0	PP, EX, A	VE01		1	
						581							
						662							
1061	METHYLAMINE, ANHYDROUS	2	2F		2.1	662	0	E0	PP, EX, A	VE01		1	
1062	METHYL BROMIDE with not more than 2% chloroacetylene	2	2T		2.3	23	0	E0	PP, EP, TOX, A	VE02		2	
1063	METHYL CHLORIDE (REFRIGERANT GAS R 40)	2	2F		2.1	662	0	E0	PP, EX, A	VE01		1	

Copyright © United Nations, 2019. All rights reserved

UN No. or ID No.	Name and description	Class	Classi- fication Code	Packing group	Labels	Special provis- ions	Limited and excepted quantities	Carriage permitted	Equipment required	Venti- lation	Provisions concerning loading, unloading and carriage	Number of blue cones/ lights	Remarks
	3.1.2	2.2	2.2	2.1.1.3	5.2.2	3.3	3.4	3.5.1.2	3.2.1	8.1.5	7.1.6	7.1.5	3.2.1
(1)		(30)	(30)	(4)	(5)	(6)	(7a)	(7b)	(8)	(9)	(10)	(12)	(13)
1064	METHYL MERCAPTAN	2	2TF		2.3+2.1		0	E0		PP, EP, EX, TOX. A		2	
1065	NEON, COMPRESSED	2	1A		2.2	378 660 662	120 ml	E1		PP		0	
1066	NITROGEN, COMPRESSED	2	1A		2.2	378 653 660 662	120 ml	E1		PP		0	
1067	DINITROGEN TETROXIDE (NITROGEN DIOXIDE)	2	2TOC		2.3+5.1+8		0	E0		PP, EP, TOX. A		2	
1069	NITROSYL CHLORIDE	2	2TC		2.3+8		0	E0		PP, EP, TOX. A		2	
1070	NITROUS OXIDE	2	2O		2.2+5.1	584	0	E0		PP		0	
1071	OIL GAS, COMPRESSED	2	1TF		2.3+2.1	662	0	E0		PP, EP, EX, TOX. A		2	
1072	OXYGEN, COMPRESSED	2	1O		2.2+5.1	355 655 662	0	E0		PP		0	
1073	OXYGEN, REFRIGERATED LIQUID	2	3O		2.2+5.1	662	0	E0		PP		0	
1075	PETROLEUM GASES, LIQUEFIED	2	2F		2.1	274 392 583 639 662 674	0	E0		PP, EX. A		1	
1076	PHOSGENE	2	2TC		2.3+8		0	E0		PP, EP, TOX. A		2	
1077	PROPYLENE	2	2F		2.1	662	0	E0		PP, EX. A		1	
1078	REFRIGERANT GAS N.O.S., such as mixture F1, mixture F2 or mixture F3	2	2A		2.2	274 582 662	120 ml	E1	T	PP		0	
1079	SULPHUR DIOXIDE	2	2TC		2.3+8		0	E0		PP, EP, TOX. A		2	
1080	SULPHUR HEXAFLUORIDE	2	2A		2.2	660 662	120 ml	E1		PP		0	
1081	TETRAFLUOROETHYLENE, STABILIZED	2	2F		2.1	386 662	0	E0		PP, EX. A		1	
1082	TRIFLUOROCHLOROETHYLENE, STABILIZED	2	2TF		2.3+2.1	386	0	E0		PP, EP, EX, TOX. A		2	
1083	TRIMETHYLAMINE, ANHYDROUS	2	2F		2.1	662	0	E0	T	PP, EX. A		1	
1085	VINYL BROMIDE, STABILIZED	2	2F		2.1	386 662	0	E0		PP, EX. A		1	
1086	VINYL CHLORIDE, STABILIZED	2	2F		2.1	386 662	0	E0	T	PP, EX. A		1	
1087	VINYL METHYL ETHER, STABILIZED	2	2F		2.1	386 662	0	E0		PP, EX. A		1	
1088	ACETAL	3	F1	II	3		1 L	E2	T	PP, EX. A		1	
1089	ACETALDEHYDE	3	F1	I	3		0	E0	T	PP, EX. A		1	
1090	ACETONE	3	F1	II	3		1 L	E2	T	PP, EX. A		1	

Copyright © United Nations, 2019. All rights reserved

UN No. or ID No.	Name and description	Class	Classi- fication Code	Packing group	Labels	Special provis- ions	Limited and excepted quantities	Carriage permitted	Equipment required	Venti- lation	Provisions concerning loading, unloading and carriage	Number of blue cones/ lights	Remarks
	3.1.2	2.2	2.2	2.1.1.3	5.2.2	3.3	3.4	3.5.1.2	3.2.1	8.1.5	7.1.6	7.1.5	3.2.1
	(2)	(30)	(3b)	(4)	(5)	(6)	(7a)	(7b)	(8)	(9)	(10)	(12)	(13)
1091	ACETONE OILS	3	FI	II	3		1L	E2		PP, EX, A	VE01	1	
1092	ACROLEIN, STABILIZED	6.1	TF1	I	6.1+3	354 386 802	0	E0	T	PP, EP, EX, TOX, A	VE01, VE02	2	
1093	ACRYLONITRILE, STABILIZED	3	FT1	I	3+6.1	386 802	0	E0	T	PP, EP, EX, TOX, A	VE01, VE02	2	
1098	ALLYL ALCOHOL	6.1	TF1	I	6.1+3	354 802	0	E0	T	PP, EP, EX, TOX, A	VE01, VE02	2	
1099	ALLYL BROMIDE	3	FT1	I	3+6.1	802	0	E0		PP, EP, EX, TOX, A	VE01, VE02	2	
1100	ALLYL CHLORIDE	3	FT1	I	3+6.1	802	0	E0	T	PP, EP, EX, TOX, A	VE01, VE02	2	
1104	AMYL ACETATES	3	FI	III	3		5L	E1		PP, EX, A	VE01	0	
1105	PENTANOLS	3	FI	II	3		1L	E2		PP, EX, A	VE01	1	
1105	PENTANOLS	3	FI	III	3		5L	E1	T	PP, EX, A	VE01	0	
1106	AMYLAMINE	3	FC	II	3+8		1L	E2	T	PP, EP, EX, A	VE01	1	
1106	AMYLAMINE	3	FC	III	3+8		5L	E1		PP, EP, EX, A	VE01	0	
1107	AMYL CHLORIDE	3	FI	II	3		1L	E2	T	PP, EX, A	VE01	1	
1108	1-PENTENE (n-AMYLENE)	3	FI	I	3		0	E3	T	PP, EX, A	VE01	1	
1109	AMYL FORMATES	3	FI	III	3		5L	E1		PP, EX, A	VE01	0	
1110	n-AMYL METHYL KETONE	3	FI	III	3		5L	E1		PP, EX, A	VE01	0	
1111	AMYL MERCAPTAN	3	FI	II	3		1L	E2		PP, EX, A	VE01	1	
1112	AMYL NITRATE	3	FI	III	3		5L	E1		PP, EX, A	VE01	0	
1113	AMYL NITRITE	3	FI	II	3		1L	E2		PP, EX, A	VE01	1	
1114	BENZENE	3	FI	II	3		1L	E2	T	PP, EX, A	VE01	1	
1120	BUTANOLS	3	FI	II	3		1L	E2	T	PP, EX, A	VE01	1	
1120	BUTANOLS	3	FI	III	3		5L	E1	T	PP, EX, A	VE01	0	
1123	BUTYL ACETATES	3	FI	II	3		1L	E2	T	PP, EX, A	VE01	1	
1123	BUTYL ACETATES	3	FI	III	3		5L	E1	T	PP, EX, A	VE01	0	
1125	n-BUTYLAMINE	3	FC	II	3+8		1L	E2	T	PP, EP, EX, A	VE01	1	
1126	1-BROMOBUTANE	3	FI	II	3		1L	E2		PP, EX, A	VE01	1	
1127	CHLOROBUTANES	3	FI	II	3		1L	E2	T	PP, EX, A	VE01	1	
1128	n-BUTYL FORMATE	3	FI	II	3		1L	E2		PP, EX, A	VE01	1	
1129	BUTYL RALDEHYDE	3	FI	II	3		1L	E2	T	PP, EX, A	VE01	1	
1130	CAMPHOR OIL	3	FI	III	3		5L	E1		PP, EX, A	VE01	0	
1131	CARBON DISULPHIDE	3	FT1	I	3+6.1	802	0	E0	T	PP, EP, EX, TOX, A	VE01, VE02	2	
1133	ADHESIVES containing flammable liquid	3	FI	I	3		500 ml	E3		PP, EX, A	VE01	1	
1133	ADHESIVES containing flammable liquid (vapour pressure at 50 °C more than 110 kPa)	3	FI	II	3	640C	5L	E2		PP, EX, A	VE01	1	
1133	ADHESIVES containing flammable liquid (vapour pressure at 50 °C not more than 110 kPa)	3	FI	II	3	640D	5L	E2		PP, EX, A	VE01	1	
1133	ADHESIVES containing flammable liquid	3	FI	III	3		5L	E1		PP, EX, A	VE01	0	
1133	ADHESIVES containing flammable liquid (having a flash point below 23 °C and viscous according to 2.2.3.1.4) (vapour pressure at 50 °C more than 110 kPa)	3	FI	III	3		5L	E1		PP, EX, A	VE01	0	

Copyright © United Nations, 2019. All rights reserved

UN No. or ID No.	Name and description	Class	Classi- fication Code	Packing group	Labels	Special provis- ions	Limited and excepted quantities	Carriage permitted	Equipment required	Venti- lation	Provisions concerning loading, unloading and carriage	Number of blue cones/ lights	Remarks
	3.1.2	2.2 (30)	2.2 (3b)	2.1.1.3 (4)	5.2.2 (5)	3.3 (6)	3.4 (7a)	3.5.1.2 (7b)	8.1.5 (9)	7.1.6 (10)	7.1.6 (11)	7.1.5 (12)	3.2.1 (13)
1133	ADHESIVES containing flammable liquid (having a flash-point below 23 °C and viscous according to 2.2.3.1.4) (vapour pressure at 50 °C not more than 110 kPa)	3	F1	III	3		5 L	E1	PP, EX, A	VE01		0	
1134	CHLOROBENZENE	3	F1	III	3		5 L	E1	PP, EX, A	VE01		0	
1135	ETHYLENE CHLOROXYDRIN	6.1	TF1	I	6.1+3	354 802	0	E0	PP, EP, EX, TOX, A	VE01, VE02		2	
1136	COAL TAR DISTILLATES, FLAMMABLE	3	F1	II	3		1 L	E2	PP, EX, A	VE01		1	
1136	COAL TAR DISTILLATES, FLAMMABLE	3	F1	III	3		5 L	E1	PP, EX, A	VE01		0	
1139	COATING SOLUTION (includes surface treatments or coatings used for industrial or other purposes such as vehicle under coating, drum or barrel lining)	3	F1	I	3		500 ml	E3	PP, EX, A	VE01		1	
1139	COATING SOLUTION (includes surface treatments or coatings used for industrial or other purposes such as vehicle under coating, drum or barrel lining)	3	F1	II	3	640C	5 L	E2	PP, EX, A	VE01		1	
1139	COATING SOLUTION (includes surface treatments or coatings used for industrial or other purposes such as vehicle under coating, drum or barrel lining)	3	F1	II	3	640D	5 L	E2	PP, EX, A	VE01		1	
1139	COATING SOLUTION (includes surface treatments or coatings used for industrial or other purposes such as vehicle under coating, drum or barrel lining)	3	F1	III	3		5 L	E1	PP, EX, A	VE01		0	
1139	COATING SOLUTION (includes surface treatments or coatings used for industrial or other purposes such as vehicle under coating, drum or barrel lining) (having a flash-point below 23°C and viscous according to 2.2.3.1.4) (vapour pressure at 50°C not more than 110 kPa)	3	F1	III	3		5 L	E1	PP, EX, A	VE01		0	
1139	COATING SOLUTION (includes surface treatments or coatings used for industrial or other purposes such as vehicle under coating, drum or barrel lining)	3	F1	III	3		5 L	E1	PP, EX, A	VE01		0	
1143	CROTONALDEHYDE or CROTONALDEHYDE, STABILIZED	6.1	TF1	I	6.1+3	324 354 386 802	0	E0	PP, EP, EX, TOX, A	VE01, VE02		2	
1144	CROTONYLENE	3	F1	I	3		0	E3	PP, EX, A	VE01		1	
1144	CYCLOHEXANE	3	F1	II	3		1 L	E2	PP, EX, A	VE01		1	
1146	CYCLOPENTANE	3	F1	II	3		1 L	E2	PP, EX, A	VE01		1	
1147	DECAHYDRONAPHTHALENE	3	F1	III	3		5 L	E1	PP, EX, A	VE01		0	
1148	DIACETONE ALCOHOL	3	F1	II	3		1 L	E2	PP, EX, A	VE01		1	
1148	DIACETONE ALCOHOL	3	F1	III	3		5 L	E1	PP, EX, A	VE01		0	
1149	DIBUTYL ETHERS	3	F1	III	3		5 L	E1	PP, EX, A	VE01		0	
1150	1,2-DICHLOROETHYLENE	3	F1	II	3		1 L	E2	PP, EX, A	VE01		1	
1152	DICHLOROPENTANES	3	F1	III	3		5 L	E1	PP, EX, A	VE01		0	
1153	ETHYLENE GLYCOL DIETHYL ETHER	3	F1	II	3		1 L	E2	PP, EX, A	VE01		1	



Copyright © United Nations, 2019. All rights reserved

UN No. or ID No.	Name and description	Class	Classification Code	Packing group	Labels	Special provisions	Limited and excepted quantities	Carriage permitted	Equipment required	Ventilation	Provisions concerning loading, unloading and carriage	Number of blue cones/lights	Remarks
	3.1.2	2.2	2.2	2.1.1.3	5.2.2	3.3	3.4	3.5.1.2	3.2.1	8.1.5	7.1.6	7.1.5	3.2.1
(1)	(2)	(30)	(3b)	(4)	(5)	(6)	(7a)	(7b)	(8)	(9)	(10)	(12)	(13)
1153	ETHYLENE GLYCOL DIETHYL ETHER	3	FI	III	3		5 L	E1	T	PP, EX, A	VE01	0	
1154	DIETHYLAMINE	3	FC	II	3+8		1 L	E2	T	PP, EP, EX, A	VE01	1	
1155	DIETHYL ETHER (ETHYL ETHER)	3	FI	I	3		0	E3	T	PP, EX, A	VE01	1	
1156	DIETHYL KETONE	3	FI	II	3			E2		PP, EX, A	VE01	1	
1157	DISOBUTYL KETONE	3	FI	III	3		5 L	E1	T	PP, EX, A	VE01	0	
1158	DIISOPROPYLAMINE	3	FC	II	3+8		1 L	E2		PP, EP, EX, A	VE01	1	
1159	DIISOPROPYL ETHER	3	FI	II	3		1 L	E2	T	PP, EX, A	VE01	1	
1160	DIMETHYLAMINE AQUEOUS SOLUTION	3	FC	II	3+8		1 L	E2	T	PP, EP, EX, A	VE01	1	
1161	DIMETHYL CARBONATE	3	FI	II	3		1 L	E2		PP, EX, A	VE01	1	
1162	DIMETHYLDICHLOROSILANE	3	FC	II	3+8		0	E0		PP, EP, EX, A	VE01	1	
1163	DIMETHYLHYDRAZINE, UNSYMMETRICAL	6.1	TFC	I	6.1+3+8	354	0	E0	T	PP, EP, EX, TOX, A	VE01, VE02	2	
1164	DIMETHYL SULPHIDE	3	FI	II	3	802	1 L	E2		PP, EX, A	VE01	1	
1165	DIOXANE	3	FI	II	3		1 L	E2	T	PP, EX, A	VE01	1	
1166	DIOXOLANE	3	FI	II	3		1 L	E2		PP, EX, A	VE01	1	
1167	DIVINYL ETHER, STABILIZED	3	FI	I	3	386	0	E3	T	PP, EX, A	VE01	1	
1169	EXTRACTS, AROMATIC, LIQUID (vapour pressure at 50 °C more than 110 kPa)	3	FI	II	3	601	5 L	E2		PP, EX, A	VE01	1	
1169	EXTRACTS, AROMATIC, LIQUID (vapour pressure at 50 °C not more than 110 kPa)	3	FI	II	3	601	5 L	E2		PP, EX, A	VE01	1	
1169	EXTRACTS, AROMATIC, LIQUID	3	FI	III	3	601	5 L	E1		PP, EX, A	VE01	0	
1169	EXTRACTS, AROMATIC, LIQUID (having a flash-point below 23 °C and viscous according to 2.2.3.1.4) (vapour pressure at 50 °C more than 110 kPa)	3	FI	III	3	601	5 L	E1		PP, EX, A	VE01	0	
1169	EXTRACTS, AROMATIC, LIQUID (having a flash-point below 23 °C and viscous according to 2.2.3.1.4) (vapour pressure at 50 °C not more than 110 kPa)	3	FI	III	3	601	5 L	E1		PP, EX, A	VE01	0	
1170	ETHANOL (ETHYL ALCOHOL) or ETHANOL SOLUTION (ETHYL ALCOHOL SOLUTION)	3	FI	II	3	144	1 L	E2	T	PP, EX, A	VE01	1	
1170	ETHANOL SOLUTION (ETHYL ALCOHOL SOLUTION)	3	FI	III	3	601	5 L	E1	T	PP, EX, A	VE01	0	
1171	ETHYLENE GLYCOL MONOETHYL ETHER	3	FI	III	3	601	5 L	E1	T	PP, EX, A	VE01	0	
1172	ETHYLENE GLYCOL MONOETHYL ETHER ACETATE	3	FI	III	3		5 L	E1	T	PP, EX, A	VE01	0	
1173	ETHYL ACETATE	3	FI	II	3		1 L	E2	T	PP, EX, A	VE01	1	
1175	ETHYLBENZENE	3	FI	II	3		1 L	E2	T	PP, EX, A	VE01	1	
1176	ETHYL BORATE	3	FI	II	3		1 L	E2		PP, EX, A	VE01	1	
1177	2-ETHYLBUTYL ACETATE	3	FI	III	3		5 L	E1	T	PP, EX, A	VE01	0	
1178	2-ETHYLBUTYRALDIHYDE	3	FI	II	3		1 L	E2		PP, EX, A	VE01	1	
1179	ETHYL BUTYL ETHER	3	FI	II	3		1 L	E2	T	PP, EX, A	VE01	1	
1180	ETHYL BUTYRATE	3	FI	III	3		5 L	E1		PP, EX, A	VE01	0	
1181	ETHYL CHLOROACETATE	6.1	TFI	II	6.1+3	802	100 ml	E4		PP, EP, EX, TOX, A	VE01, VE02	2	

Copyright © United Nations, 2019. All rights reserved

UN No. or ID No.	Name and description	Class	Classi- fication Code	Packing group	Labels	Special provis- ions	Limited and excepted quantities	Carriage permitted	Equipment required	Venti- lation	Provisions concerning loading, unloading and carriage	Number of blue cones/ lights	Remarks
	3.1.2	2.2	2.2	2.1.1.3	5.2.2	3.3	3.4	3.5.1.2	8.1.5	7.1.6	7.1.6	7.1.5	3.2.1
(1)	(2)	(30)	(30)	(4)	(5)	(6)	(7a)	(7b)	(8)	(9)	(10)	(12)	(13)
1182	ETHYL CHLOROFORMATE	6.1	TFC	I	6.1+3+8	354	0	E0	PP, EP, EX, TOX, A	VE01, VE02		2	
1183	ETHYLDICHLOROSILANE	4.3	WFC	I	4.3+3+8	802	0	E0	PP, EP, EX, A	VE01	HA08	1	
1184	ETHYLENE DICHLORIDE	3	FTI	II	3+6.1	802	1 L	E2	PP, EP, EX, TOX, A	VE01, VE02		2	
1185	ETHYLENEIMINE, STABILIZED	6.1	TFI	I	6.1+3	354 386 802	0	E0	PP, EP, EX, TOX, A	VE01, VE02		2	
1188	ETHYLENE GLYCOL MONOMETHYL ETHER	3	F1	III	3		5 L	E1	PP, EX, A	VE01		0	
1189	ETHYLENE GLYCOL MONOMETHYL ETHER ACETATE	3	F1	III	3		5 L	E1	PP, EX, A	VE01		0	
1190	ETHYL FORMATE	3	F1	II	3		1 L	E2	PP, EX, A	VE01		1	
1191	OCTYL ALDEHYDES	3	F1	III	3		5 L	E1	PP, EX, A	VE01		0	
1192	ETHYL LACTATE	3	F1	III	3		5 L	E1	PP, EX, A	VE01		0	
1193	ETHYL METHYL KETONE (METHYL ETHYL KETONE)	3	F1	II	3		1 L	E2	PP, EX, A	VE01		1	
1194	ETHYL NITRITE SOLUTION	3	FTI	I	3+6.1	802	0	E0	PP, EP, EX, TOX, A	VE01, VE02		2	
1195	ETHYL PROPIONATE	3	F1	II	3		1 L	E2	PP, EX, A	VE01		1	
1196	ETHYLTRICHLOROSILANE	3	FC	II	3+8		0	E0	PP, EP, EX, A	VE01		1	
1197	EXTRACTS, FLAVOURING, LIQUID (vapour pressure at 50 °C more than 110 kPa)	3	F1	II	3	601 640C	5 L	E2	PP, EX, A	VE01		1	
1197	EXTRACTS, FLAVOURING, LIQUID (vapour pressure at 50 °C not more than 110 kPa)	3	F1	II	3	601 640D	5 L	E2	PP, EX, A	VE01		1	
1197	EXTRACTS, FLAVOURING, LIQUID	3	F1	III	3	601	5 L	E1	PP, EX, A	VE01		0	
1197	EXTRACTS, FLAVOURING, LIQUID (having a flash- point below 23 °C and viscous according to 2.2.3.1.4) (vapour pressure at 50 °C more than 110 kPa)	3	F1	III	3	601	5 L	E1	PP, EX, A	VE01		0	
1197	EXTRACTS, FLAVOURING, LIQUID (having a flash- point below 23 °C and viscous according to 2.2.3.1.4) (vapour pressure at 50 °C not more than 110 kPa)	3	F1	III	3	601	5 L	E1	PP, EX, A	VE01		0	
1198	FORMALDEHYDE SOLUTION, FLAMMABLE	3	FC	III	3+8		5 L	E1	PP, EP, EX, A	VE01		0	
1199	FURALDEHYDES	6.1	TFI	II	6.1+3	802	100 ml	E4	PP, EP, EX, A	VE01		2	
1201	FUSEL OIL	3	F1	II	3		1 L	E2	PP, EX, A	VE01		1	
1201	FUSEL OIL	3	F1	III	3		5 L	E1	PP, EX, A	VE01		0	
1202	GAS OIL or DIESEL FUEL or HEATING OIL, LIGHT (flash-point not more than 60 °C)	3	F1	III	3	640K	5 L	E1	PP, EX, A	VE01		0	
1202	DIESEL FUEL complying with standard EN 590:2013 + A1:2017 or GAS OIL or HEATING OIL, LIGHT with a flash-point as specified in EN 590:2013 + A1:2017	3	F1	III	3	640L	5 L	E1	PP, EX, A	VE01		0	
1202	GAS OIL or DIESEL FUEL or HEATING OIL, LIGHT (flash-point more than 60 °C and not more than 100 °C)	3	F1	III	3	640M	5 L	E1	PP, EX, A	VE01		0	

Copyright © United Nations, 2019. All rights reserved

UN No. or ID No.	Name and description	Class	Classi- fication Code	Packing group	Labels	Special provis- ions	Limited and excepted quantities	Carriage permitted	Equipment required	Venti- lation	Provisions concerning loading, unloading and carriage	Number of blue cones/ lights	Remarks
	3.1.2	2.2	2.2	2.1.1.3	5.2.2	3.3	3.4	3.5.1.2	8.1.5	7.1.6	7.1.6	7.1.5	3.2.1
	(2)	(30)	(3b)	(4)	(5)	(6)	(7a)	(7b)	(9)	(10)	(11)	(12)	(13)
1203	MOTOR SPIRIT or GASOLINE or PETROL	3	F1	II	3	243	1 L	E2	PP, EX, A	VE01		1	
1204	NITROGLYCERIN SOLUTION IN ALCOHOL with not more than 1% nitroglycerin	3	D	II	3	601	1 L	E0	PP, EX, A	VE01		1	
1206	HEPTANES	3	F1	II	3		1 L	E2	PP, EX, A	VE01		1	
1207	HEXALDEHYDE	3	F1	III	3	367	5 L	E1	PP, EX, A	VE01		0	
1208	HEXANES	3	F1	II	3		1 L	E2	PP, EX, A	VE01		1	
1210	PRINTING INK, flammable or PRINTING INK RELATED MATERIAL (including printing ink thinning or reducing compound), flammable	3	F1	I	3	163	500 ml	E3	PP, EX, A	VE01		1	
						367							
1210	PRINTING INK, flammable or PRINTING INK RELATED MATERIAL (including printing ink thinning or reducing compound), flammable (vapour pressure at 50 °C more than 110 kPa)	3	F1	II	3	163	5 L	E2	PP, EX, A	VE01		1	
						367							
1210	PRINTING INK, flammable or PRINTING INK RELATED MATERIAL (including printing ink thinning or reducing compound), flammable (vapour pressure at 50 °C not more than 110 kPa)	3	F1	II	3	163	5 L	E2	PP, EX, A	VE01		1	
						640C							
1210	PRINTING INK, flammable or PRINTING INK RELATED MATERIAL (including printing ink thinning or reducing compound), flammable	3	F1	III	3	163	5 L	E1	PP, EX, A	VE01		0	
						367							
1210	PRINTING INK, flammable or PRINTING INK RELATED MATERIAL (including printing ink thinning or reducing compound), flammable (having a flash-point below 23 °C and viscous according to 2.2.3.1.4) (vapour pressure at 50 °C more than 110 kPa)	3	F1	III	3	163	5 L	E1	PP, EX, A	VE01		0	
						367							
1210	PRINTING INK, flammable or PRINTING INK RELATED MATERIAL (including printing ink thinning or reducing compound), flammable (having a flash-point below 23 °C and viscous according to 2.2.3.1.4) (vapour pressure at 50 °C not more than 110 kPa)	3	F1	III	3	163	5 L	E1	PP, EX, A	VE01		0	
						367							
1212	ISOBUTANOL (ISOBUTYL ALCOHOL)	3	F1	III	3	163	5 L	E1	PP, EX, A	VE01		0	
1213	ISOBUTYL ACETATE	3	F1	II	3		5 L	E1	PP, EX, A	VE01		0	
1214	ISOBUTYLAMINE	3	FC	II	3+8		1 L	E2	PP, EP, EX, A	VE01		1	
1216	ISOOCTENES	3	F1	II	3		1 L	E2	PP, EX, A	VE01		1	
1218	ISOPRENE, STABILIZED	3	F1	I	3	386	0	E3	PP, EX, A	VE01		1	
1219	ISOPROPANOL (ISOPROPYL ALCOHOL)	3	F1	II	3	601	1 L	E2	PP, EX, A	VE01		1	
1220	ISOPROPYL ACETATE	3	F1	II	3		1 L	E2	PP, EX, A	VE01		1	
1221	ISOPROPYLAMINE	3	FC	I	3+8		0	E0	PP, EP, EX, A	VE01		1	
1222	ISOPROPYL NITRATE	3	F1	II	3		1 L	E2	PP, EX, A	VE01		1	
1223	KEROSENE	3	F1	III	3		5 L	E2	PP, EX, A	VE01		0	
1224	KETONES, LIQUID, N.O.S. (vapour pressure at 50 °C more than 110 kPa)	3	F1	II	3	274	1 L	E2	PP, EX, A	VE01		1	
1224	KETONES, LIQUID, N.O.S. (vapour pressure at 50 °C not more than 110 kPa)	3	F1	II	3	274	1 L	E2	PP, EX, A	VE01		1	
						640D							

Copyright © United Nations, 2019. All rights reserved

UN No. or ID No.	Name and description	Class	Classi- fication Code	Packing group	Labels	Special provis- ions	Limited and excepted quantities	Carriage permitted	Equipment required	Venti- lation	Provisions concerning loading, unloading and carriage	Number of blue cones/ lights	Remarks
	3.1.2	2.2	2.2	2.1.1.3	5.2.2	3.3	3.4	3.5.1.2	8.1.5	7.1.6	7.1.6	7.1.5	3.2.1
	(2)	(30)	(3b)	(4)	(5)	(6)	(7a)	(7b)	(9)	(10)	(11)	(12)	(13)
1224	KETONES, LIQUID, N.O.S.	3	F1	III	3	274	5 L	E1	PP, EX, A	VE01		0	
1228	MERCAPTANS, LIQUID, FLAMMABLE, TOXIC, N.O.S. or MERCAPTAN MIXTURE, LIQUID, FLAMMABLE, TOXIC, N.O.S.	3	FT1	II	3+6.1	274 802	1 L	E0	PP, EP, EX, TOX, A	VE01, VE02		2	
1228	MERCAPTANS, LIQUID, FLAMMABLE, TOXIC, N.O.S. or MERCAPTAN MIXTURE, LIQUID, FLAMMABLE, TOXIC, N.O.S.	3	FT1	III	3+6.1	274 802	5 L	E1	PP, EP, EX, TOX, A	VE01, VE02		0	
1229	METHYL OXIDE	3	F1	III	3		5 L	E1	PP, EX, A	VE01		0	
1230	METHANOL	3	FT1	II	3+6.1	279 802	1 L	E2	PP, EP, EX, TOX, A	VE01, VE02		2	
1231	METHYL ACETATE	3	F1	II	3		1 L	E2	PP, EX, A	VE01		1	
1233	METHYLAMYL ACETATE	3	F1	III	3		5 L	E1	PP, EX, A	VE01		0	
1234	METHYLAL	3	F1	II	3		1 L	E2	PP, EX, A	VE01		1	
1235	METHYLAMINE, AQUEOUS SOLUTION	3	FC	II	3+8		1 L	E2	PP, EP, EX, A	VE01		1	
1237	METHYL BUTYRATE	3	F1	II	3		1 L	E2	PP, EX, A	VE01		1	
1238	METHYL CHLOROFORMATE	6.1	TFC	I	6.1+3+8	354	0	E0	PP, EP, EX, TOX, A	VE01, VE02		2	
1239	METHYL CHLOROMETHYL ETHER	6.1	TF1	I	6.1+3	354	0	E0	PP, EP, EX, TOX, A	VE01, VE02		2	
1242	METHYLDICHLOROSILANE	4.3	WFC	I	4.3+3+8	802	0	E0	PP, EP, EX, A	VE01	HA08	1	
1243	METHYL FORMATE	3	F1	I	3		0	E3	PP, EX, A	VE01		1	
1244	METHYLHYDRAZINE	6.1	TFC	I	6.1+3+8	354	0	E0	PP, EP, EX, TOX, A	VE01, VE02		2	
1245	METHYLISOBUTYL KETONE	3	F1	II	3		1 L	E2	PP, EX, A	VE01		1	
1246	METHYL ISOPROPENYL KETONE, STABILIZED	3	F1	II	3	386	1 L	E2	PP, EX, A	VE01		1	
1247	METHYL METHACRYLATE MONOMER, STABILIZED	3	F1	II	3	386	1 L	E2	PP, EX, A	VE01		1	
1248	METHYL PROPIONATE	3	F1	II	3		1 L	E2	PP, EX, A	VE01		1	
1249	METHYL PROPYL KETONE	3	F1	II	3		1 L	E2	PP, EX, A	VE01		1	
1250	METHYLTRICHLOROSILANE	3	FC	II	3+8		0	E0	PP, EP, EX, A	VE01		1	
1251	METHYL VINYL KETONE, STABILIZED	6.1	TFC	I	6.1+3+8	354 386 802	0	E0	PP, EP, EX, TOX, A	VE01, VE02		2	
1259	NICKEL CARBONYL	6.1	TF1	I	6.1+3	802	0	E0	PP, EP, EX, TOX, A	VE01, VE02		2	
1261	NITROMETHANE	3	F1	II	3		1 L	E0	PP, EX, A	VE01		1	
1262	OCETANES	3	F1	II	3		1 L	E2	PP, EX, A	VE01		1	
1263	PAINT (including paint, lacquer, enamel, stain, shellac, varnish, polish, liquid filler and liquid lacquer base) or PAINT RELATED MATERIAL (including paint thinning and reducing compound)	3	F1	I	3	163 367 650	500 ml	E3	PP, EX, A	VE01		1	
1263	PAINT (including paint, lacquer, enamel, stain, shellac, varnish, polish, liquid filler and liquid lacquer base) or PAINT RELATED MATERIAL (including paint thinning and reducing compound) (vapour pressure at 50 °C more than 110 kPa)	3	F1	II	3	163 367 640C 650	5 L	E2	PP, EX, A	VE01		1	

Copyright © United Nations, 2019. All rights reserved

UN No. or ID No.	Name and description	Class	Classi- fication Code	Packing group	Labels	Special provis- ions	Limited and excepted quantities	Carriage permitted	Equipment required	Venti- lation	Provisions concerning loading, unloading and carriage	Number of blue cones/ lights	Remarks
	3.1.2	2.2	2.2	2.1.1.3	5.2.2	3.3	3.4	3.5.1.2	8.1.5	7.1.6	7.1.6	7.1.5	3.2.1
	(2)	(30)	(3b)	(4)	(5)	(6)	(7a)	(7b)	(9)	(10)	(11)	(12)	(13)
1263	PAINT (including paint, lacquer, enamel, stain, shellac, varnish, polish, liquid filler and liquid lacquer base) or PAINT RELATED MATERIAL (including paint thinning and reducing compound) (vapour pressure at 50 °C not more than 110 kPa)	3	F1	II	3	163 367 640D 650	5 L	E2	PP, EX, A	VE01		1	
1263	PAINT (including paint, lacquer, enamel, stain, shellac, varnish, polish, liquid filler and liquid lacquer base) or PAINT RELATED MATERIAL (including paint thinning and reducing compound)	3	F1	III	3	163 367 650	5 L	E1	PP, EX, A	VE01		0	
1263	PAINT (including paint, lacquer, enamel, stain, shellac, varnish, polish, liquid filler and liquid lacquer base) or PAINT RELATED MATERIAL (including paint thinning and reducing compound) (having a flash-point below 23 °C and viscous according to 2.2.3.1.4) (vapour pressure at 50 °C more than 110 kPa)	3	F1	III	3	163 367 650	5 L	E1	PP, EX, A	VE01		0	
1264	PARALDEHYDE	3	F1	III	3		5 L	E1	PP, EX, A	VE01		0	
1265	PENTANES, liquid	3	F1	I	3		0	E3	PP, EX, A	VE01		1	
1265	PENTANES, liquid	3	F1	II	3		1 L	E2	PP, EX, A	VE01		1	
1266	PERFUMERY PRODUCTS with flammable solvents (vapour pressure at 50 °C more than 110 kPa)	3	F1	II	3	163 640C	5 L	E2	PP, EX, A	VE01		1	
1266	PERFUMERY PRODUCTS with flammable solvents (vapour pressure at 50 °C not more than 110 kPa)	3	F1	II	3	163 640D	5 L	E2	PP, EX, A	VE01		1	
1266	PERFUMERY PRODUCTS with flammable solvents	3	F1	III	3	163	5 L	E1	PP, EX, A	VE01		0	
1266	PERFUMERY PRODUCTS with flammable solvents (having a flash-point below 23 °C and viscous according to 2.2.3.1.4) (vapour pressure at 50 °C more than 110 kPa)	3	F1	III	3	163	5 L	E1	PP, EX, A	VE01		0	
1266	PERFUMERY PRODUCTS with flammable solvents (having a flash-point below 23 °C and viscous according to 2.2.3.1.4) (vapour pressure at 50 °C more than 110 kPa)	3	F1	III	3	163	5 L	E1	PP, EX, A	VE01		0	
1266	PERFUMERY PRODUCTS with flammable solvents (having a flash-point below 23 °C and viscous according to 2.2.3.1.4) (vapour pressure at 50 °C not more than 110 kPa)	3	F1	III	3	163	5 L	E1	PP, EX, A	VE01		0	
1267	PETROLEUM CRUDE OIL	3	F1	I	3	357	500 ml	E3	PP, EX, A	VE01		1	
1267	PETROLEUM CRUDE OIL (vapour pressure at 50 °C more than 110 kPa)	3	F1	II	3	357 640C	1 L	E2	PP, EX, A	VE01		1	
1267	PETROLEUM CRUDE OIL (vapour pressure at 50 °C not more than 110 kPa)	3	F1	II	3	357 640D	1 L	E2	PP, EX, A	VE01		1	
1267	PETROLEUM CRUDE OIL	3	F1	III	3	357	5 L	E1	PP, EX, A	VE01		0	
1268	PETROLEUM DISTILLATES, N.O.S. or PETROLEUM PRODUCTS, N.O.S.	3	F1	I	3		500 ml	E3	PP, EX, A	VE01		1	

Copyright © United Nations, 2019. All rights reserved

UN No. or ID No.	Name and description	Class	Classification Code	Packing group	Labels	Special provisions	Limited and excepted quantities	Carriage permitted	Equipment required	Ventilation	Provisions concerning loading, unloading and carriage	Number of blue cones/ lights	Remarks
	3.1.2	2.2	2.2	2.1.1.3	5.2.2	3.3	3.4	3.5.1.2	8.1.5	7.1.6	7.1.6	7.1.5	
	(2)	(3b)	(3b)	(4)	(5)	(6)	(7a)	(7b)	(8)	(9)	(10)	(12)	3.2.1
1268	PETROLEUM DISTILLATES, N.O.S. or PETROLEUM PRODUCTS, N.O.S. (vapour pressure at 50 °C more than 110 kPa)	3	F1	II	3	640C	1L	E2	T	PP, EX, A	VE01	1	(13)
1268	PETROLEUM DISTILLATES, N.O.S. or PETROLEUM PRODUCTS, N.O.S. (vapour pressure at 50 °C not more than 110 kPa)	3	F1	II	3	640D	1L	E2	T	PP, EX, A	VE01	1	
1268	PETROLEUM DISTILLATES, N.O.S. or PETROLEUM PRODUCTS, N.O.S.	3	F1	III	3		5L	E1	T	PP, EX, A	VE01	0	
1272	PINE OIL	3	F1	III	3		5L	E1		PP, EX, A	VE01	0	
1274	n-PROPANOL (PROPYL ALCOHOL, NORMAL)	3	F1	II	3		1L	E2	T	PP, EX, A	VE01	1	
1274	n-PROPANOL (PROPYL ALCOHOL, NORMAL)	3	F1	III	3		5L	E1	T	PP, EX, A	VE01	0	
1275	PROPIONALDEHYDE	3	F1	II	3		1L	E2	T	PP, EX, A	VE01	1	
1276	n-PROPYL ACETATE	3	F1	II	3		1L	E2	T	PP, EX, A	VE01	1	
1277	PROPYLAMINE	3	FC	II	3+8		1L	E2	T	PP, EP, EX, A	VE01	1	
1278	1-CHLOROPROPANE	3	F1	II	3		1L	E0	T	PP, EX, A	VE01	1	
1279	1,2-DICHLOROPROPANE	3	F1	II	3		1L	E2	T	PP, EX, A	VE01	1	
1280	PROPYLENE OXIDE	3	F1	I	3		0	E3	T	PP, EX, A	VE01	1	
1281	PROPYL FORMATES	3	F1	II	3		1L	E2		PP, EX, A	VE01	1	
1282	PYRIDINE	3	F1	II	3		1L	E2	T	PP, EX, A	VE01	1	
1286	ROSIN OIL (vapour pressure at 50 °C more than 110 kPa)	3	F1	II	3	640C	5L	E2		PP, EX, A	VE01	1	
1286	ROSIN OIL (vapour pressure at 50 °C not more than 110 kPa)	3	F1	II	3	640D	5L	E2		PP, EX, A	VE01	1	
1286	ROSIN OIL	3	F1	III	3		5L	E1		PP, EX, A	VE01	0	
1286	ROSIN OIL (having a flash-point below 23 °C and viscous according to 2.2.3.1.4) (vapour pressure at 50 °C more than 110 kPa)	3	F1	III	3		5L	E1		PP, EX, A	VE01	0	
1286	ROSIN OIL (having a flash-point below 23 °C and viscous according to 2.2.3.1.4) (vapour pressure at 50 °C not more than 110 kPa)	3	F1	III	3		5L	E1		PP, EX, A	VE01	0	
1287	RUBBER SOLUTION (vapour pressure at 50 °C more than 110 kPa)	3	F1	II	3	640C	5L	E2		PP, EX, A	VE01	1	
1287	RUBBER SOLUTION (vapour pressure at 50 °C not more than 110 kPa)	3	F1	II	3	640D	5L	E2		PP, EX, A	VE01	1	
1287	RUBBER SOLUTION	3	F1	III	3		5L	E1		PP, EX, A	VE01	0	
1287	RUBBER SOLUTION (having a flash-point below 23 °C and viscous according to 2.2.3.1.4) (vapour pressure at 50 °C more than 110 kPa)	3	F1	III	3		5L	E1		PP, EX, A	VE01	0	
1287	RUBBER SOLUTION (having a flash-point below 23 °C and viscous according to 2.2.3.1.4) (vapour pressure at 50 °C not more than 110 kPa)	3	F1	III	3		5L	E1		PP, EX, A	VE01	0	
1288	SHALE OIL	3	F1	II	3		1L	E2		PP, EX, A	VE01	1	
1288	SHALE OIL	3	F1	III	3		5L	E1		PP, EX, A	VE01	0	
1289	SODIUM METHYLATE SOLUTION in alcohol	3	FC	II	3+8		1L	E2		PP, EP, EX, A	VE01	1	
1289	SODIUM METHYLATE SOLUTION in alcohol	3	FC	III	3+8		5L	E1	T	PP, EP, EX, A	VE01	0	
1292	TETRAETHYL SILICATE	3	F1	III	3		5L	E1		PP, EX, A	VE01	0	
1293	TINCTURES, MEDICINAL	3	F1	II	3	601	1L	E2		PP, EX, A	VE01	1	
1293	TINCTURES, MEDICINAL	3	F1	III	3	601	5L	E1		PP, EX, A	VE01	0	

Copyright © United Nations, 2019. All rights reserved

UN No. or ID No.	Name and description	Class	Classi- fication Code	Packing group	Labels	Special provis- ions	Limited and excepted quantities	Carriage permitted	Equipment required	Venti- lation	Provisions concerning loading, unloading and carriage	Number of blue cones/ lights	Remarks
	3.1.2	2.2	2.2	2.1.1.3	5.2.2	3.3	3.4	3.5.1.2	8.1.5	7.1.6	7.1.6	7.1.5	3.2.1
(1)	(2)	(30)	(3b)	(4)	(5)	(6)	(7a)	(7b)	(8)	(10)	(11)	(12)	(13)
1294	TOLUENE	3	F1	II	3		1 L	E2	PP, EX, A	VE01		1	
1295	TRICHLOROSILANE	4.3	WFC	I	4.3+3+8		0	E0	PP, EP, EX, A	VE01	HA08	1	
1296	TRIETHYLAMINE	3	FC	II	3+8		1 L	E2	PP, EP, EX, A	VE01		1	
1297	TRIMETHYLAMINE, AQUEOUS SOLUTION, not more than 50% trimethylamine, by mass	3	FC	I	3+8		0	E0	PP, EP, EX, A	VE01		1	
1297	TRIMETHYLAMINE, AQUEOUS SOLUTION, not more than 50% trimethylamine, by mass	3	FC	II	3+8		1 L	E2	PP, EP, EX, A	VE01		1	
1297	TRIMETHYLAMINE, AQUEOUS SOLUTION, not more than 50% trimethylamine, by mass	3	FC	III	3+8		5 L	E1	PP, EP, EX, A	VE01		0	
1298	TRIMETHYLCHLOROSILANE	3	FC	II	3+8		0	E0	PP, EP, EX, A	VE01		1	
1299	TURPENTINE	3	F1	III	3		5 L	E1	PP, EX, A	VE01		0	
1300	TURPENTINE SUBSTITUTE	3	F1	II	3		1 L	E2	PP, EX, A	VE01		1	
1300	TURPENTINE SUBSTITUTE	3	F1	III	3		5 L	E1	PP, EX, A	VE01		0	
1301	VINYL ACETATE, STABILIZED	3	F1	II	3	386	1 L	E2	PP, EX, A	VE01		1	
1302	VINYL ETHYL ETHER, STABILIZED	3	F1	I	3	386	0	E3	PP, EX, A	VE01		1	
1303	VINYLDIENE CHLORIDE, STABILIZED	3	F1	I	3	386	0	E3	PP, EX, A	VE01		1	
1304	VINYL ISOBUTYL ETHER, STABILIZED	3	F1	II	3	386	1 L	E2	PP, EX, A	VE01		1	
1305	VINYLTRICHLOROSILANE, STABILIZED	3	FC	II	3+8		0	E0	PP, EP, EX, A	VE01		1	
1306	WOOD PRESERVATIVES, LIQUID (vapour pressure at 50 °C not more than 110 kPa)	3	F1	II	3	640C	5 L	E2	PP, EX, A	VE01		1	
1306	WOOD PRESERVATIVES, LIQUID (vapour pressure at 50 °C not more than 110 kPa)	3	F1	II	3	640D	5 L	E2	PP, EX, A	VE01		1	
1306	WOOD PRESERVATIVES, LIQUID (having a flash-point below 23 °C and viscous according to 2.2.3.1.4)	3	F1	III	3		5 L	E1	PP, EX, A	VE01		0	
1306	WOOD PRESERVATIVES, LIQUID (having a flash-point below 23 °C and viscous according to 2.2.3.1.4) (vapour pressure at 50 °C not more than 110 kPa)	3	F1	III	3		5 L	E1	PP, EX, A	VE01		0	
1306	WOOD PRESERVATIVES, LIQUID (having a flash-point below 23 °C and viscous according to 2.2.3.1.4) (vapour pressure at 50 °C not more than 110 kPa)	3	F1	III	3		5 L	E1	PP, EX, A	VE01		0	
1307	XYLENES	3	F1	II	3		1 L	E2	PP, EX, A	VE01		1	
1307	XYLENES	3	F1	III	3		5 L	E1	PP, EX, A	VE01		0	
1308	ZIRCONIUM SUSPENDED IN A FLAMMABLE LIQUID	3	F1	I	3		0	E0	PP, EX, A	VE01		1	
1308	ZIRCONIUM SUSPENDED IN A FLAMMABLE LIQUID (vapour pressure at 50 °C not more than 110 kPa)	3	F1	II	3	640C	1 L	E2	PP, EX, A	VE01		1	
1308	ZIRCONIUM SUSPENDED IN A FLAMMABLE LIQUID (vapour pressure at 50 °C not more than 110 kPa)	3	F1	II	3	640D	1 L	E2	PP, EX, A	VE01		1	
1308	ZIRCONIUM SUSPENDED IN A FLAMMABLE LIQUID	3	F1	III	3		5 L	E1	PP, EX, A	VE01		0	
1309	ALUMINIUM POWDER, COATED	4.1	F3	II	4.1		1 kg	E2	PP			1	
1309	ALUMINIUM POWDER, COATED	4.1	F3	III	4.1		5 kg	E1	PP			0	
1310	AMMONIUM PICRATE, WETTED with not less than 10% water, by mass	4.1	D	I	4.1		0	E0	PP			1	
1312	BORNEOL	4.1	F1	III	4.1		5 kg	E1	PP			0	
1313	CALCIUM RESINATE	4.1	F3	III	4.1		5 kg	E1	PP			0	
1314	CALCIUM RESINATE, FUSED	4.1	F3	III	4.1		5 kg	E1	PP			0	

Copyright © United Nations, 2019. All rights reserved

UN No. or ID No.	Name and description	Class	Classi- fication Code	Packing group	Labels	Special provis- ions	Limited and excepted quantities	Carriage permitted	Equipment required	Venti- lation	Provisions concerning loading, unloading and carriage	Number of blue cones/ lights	Remarks
	3.1.2	2.2	2.2	2.1.1.3	5.2.2	3.3	3.4	3.5.1.2	3.2.1	8.1.5	7.1.6	7.1.5	
(I)	COBALT RESINATE, PRECIPITATED	(30)	(30)	(4)	(5)	(6)	(7a)	(7b)	(8)	(9)	(10)	(11)	3.2.1
1318	DINITROPHENOL, WETTED with not less than 15% water, by mass	4.1	F3	III	4.1		5 kg	E1		PP			(13)
1320	DINITROPHENOL, WETTED with not less than 15% water, by mass	4.1	DT	I	4.1+6.1	802	0	E0		PP, EP		2	
1321	DINITROPHENOLATES, WETTED with not less than 15% water, by mass	4.1	DT	I	4.1+6.1	802	0	E0		PP, EP		2	
1322	DINITRORESORCINOL, WETTED with not less than 15% water, by mass	4.1	D	I	4.1		0	E0		PP		1	
1323	FERROCERUM	4.1	F3	II	4.1	249	1 kg	E2		PP		1	
1324	FILMS, NITROCELLULOSE BASE, gelatin coated, except scrap	4.1	F1	III	4.1		5 kg	E1		PP		0	
1325	FLAMMABLE SOLID, ORGANIC, N.O.S.	4.1	F1	II	4.1	274	1 kg	E2		PP		1	
1325	FLAMMABLE SOLID, ORGANIC, N.O.S.	4.1	F1	III	4.1	274	5 kg	E1		PP		1	
1326	HAFFNIUM POWDER, WETTED with not less than 25% water	4.1	F3	II	4.1	586	1 kg	E2		PP		1	
1327	Hay, Straw or Blusa	4.1	F1						NOT SUBJECT TO ADN				
1328	HEXAMETHYLENETETRAMINE	4.1	F1	III	4.1		5 kg	E1		PP		0	
1330	MANGANESE RESINATE	4.1	F3	III	4.1		5 kg	E1		PP		0	
1331	MATCHES, STRIKE ANYWHERE	4.1	F1	III	4.1	293	5 kg	E0		PP		0	
1332	METALDIBYDE	4.1	F1	III	4.1		5 kg	E1		PP		0	
1333	CERUM, slabs, ingots or rods	4.1	F3	II	4.1		1 kg	E2		PP		1	
1334	NAPHTHALENE, CRUDE or NAPHTHALENE, REFINED	4.1	F1	III	4.1	501	5 kg	E1	B	PP	CO01	0	
1336	NITROGUANIDINE (PICRITE), WETTED with not less than 20% water, by mass	4.1	D	I	4.1		0	E0		PP		1	
1337	NITROSTARCH, WETTED with not less than 20% water, by mass	4.1	D	I	4.1		0	E0		PP		1	
1338	PHOSPHORUS, AMORPHOUS	4.1	F3	III	4.1		5 kg	E1		PP		0	
1339	PHOSPHORUS HEPTASULPHIDE, free from yellow and white phosphorus	4.1	F3	II	4.1	602	1 kg	E2		PP		1	
1340	PHOSPHORUS PENTASULPHIDE, free from yellow and white phosphorus	4.3	WF2	II	4.3+4.1	602	500 g	E2		PP, EX, A	HA08	1	
1341	PHOSPHORUS SESQUISULPHIDE, free from yellow and white phosphorus	4.1	F3	II	4.1	602	1 kg	E2		PP		1	
1343	PHOSPHORUS TRISULPHIDE, free from yellow and white phosphorus	4.1	F3	II	4.1	602	1 kg	E2		PP		1	
1344	TRINITROPHENOL (PICRIC ACID), WETTED with not less than 30% water, by mass	4.1	D	I	4.1		0	E0		PP		1	
1345	RUBBER SCRAP or RUBBER SHODDY, powdered or granulated	4.1	F1	II	4.1		1 kg	E2		PP		1	
1346	SILICON POWDER, AMORPHOUS	4.1	F3	III	4.1	32	5 kg	E1		PP		0	
1347	SILVER PICRATE, WETTED with not less than 30% water, by mass	4.1	D	I	4.1		0	E0		PP		1	
1348	SODIUM DINITRO- <i>o</i> -CRESOLATE, WETTED with not less than 15% water, by mass	4.1	DT	I	4.1+6.1	802	0	E0		PP, EP		2	
1349	SODIUM PICRAMATE, WETTED with not less than 20% water, by mass	4.1	D	I	4.1		0	E0		PP		1	
1350	SULPHUR	4.1	F3	III	4.1	242	5 kg	E1	B	PP		0	
1352	TITANIUM POWDER, WETTED with not less than 25% water	4.1	F3	II	4.1	586	1 kg	E2		PP		1	
1353	FIBRES or FABRICS IMPREGNATED WITH WEAKLY NITRATED NITROCELLULOSE, N.O.S.	4.1	F1	III	4.1	502	5 kg	E1		PP		0	



Copyright © United Nations, 2019. All rights reserved

UN No. or ID No.	Name and description	Class	Classi- fication Code	Packing group	Labels	Special provis- ions	Limited and excepted quantities	Carriage permitted	Equipment required	Venti- lation	Provisions concerning loading, unloading and carriage	Number of blue cones/ lights	Remarks
	3.1.2	2.2	2.2	2.1.1.3	5.2.2	3.3	3.4	3.5.1.2	8.1.5	7.1.6	7.1.6	7.1.5	3.2.1
	(2)	(30)	(3b)	(4)	(5)	(6)	(7a)	(7b)	(9)	(10)	(11)	(12)	(13)
1354	TRINITROBENZENE, WETTED with not less than 30% water, by mass	4.1	D	I	4.1		0	E0	PP			1	
1355	TRINITROBENZOIC ACID, WETTED with not less than 30% water, by mass	4.1	D	I	4.1		0	E0	PP			1	
1356	TRINITROTOLUENE (TNT), WETTED with not less than 30% water, by mass	4.1	D	I	4.1		0	E0	PP			1	
1357	UREA NITRATE, WETTED with not less than 20% water, by mass	4.1	D	I	4.1	227	0	E0	PP			1	
1358	ZIRCONIUM POWDER, WETTED with not less than 25% water	4.1	F3	II	4.1	586	1 kg	E2	PP			1	
1360	CALCIUM PHOSPHIDE	4.3	WT2	I	4.3+6.1	802	0	E0	PP, EP, EX, TOX, A	VE01, VE02	HA08	2	
1361	CARBON, animal or vegetable origin	4.2	S2	II	4.2		0	E0	PP			0	
1361	CARBON, animal or vegetable origin	4.2	S2	III	4.2	665	0	E0	PP			0	
1362	CARBON, ACTIVATED	4.2	S2	III	4.2	803	0	E1	PP			0	
1363	COPRA	4.2	S2	III	4.2	646	0	E0	PP			0	IN01 and IN02 apply only when this substance is carried in bulk or without packaging
1364	COTTON WASTE, OILY	4.2	S2	III	4.2		0	E0	PP			0	
1365	COTTON, WET	4.2	S2	III	4.2		0	E0	PP			0	
1369	p-NITROSODIMETHYLANILINE	4.2	S2	II	4.2		0	E2	PP			0	
1372	Fibres, animal or fibres, vegetable burnt, wet or damp	4.2	S2										
1373	FIBRES or FABRICS, ANIMAL or VEGETABLE or SYNTHETIC, N.O.S. with oil	4.2	S2	III	4.2		0	E0	PP			0	
1374	FISH MEAL (FISH SCRAP), UNSTABILIZED	4.2	S2	II	4.2	300	0	E2	PP			0	
1376	IRON OXIDE, SPENT or IRON SPONGE, SPENT obtained from coal gas purification	4.2	S4	III	4.2	592	0	E0	PP			0	
1378	METAL CATALYST, WETTED with a visible excess of liquid	4.2	S4	II	4.2	274	0	E0	PP			0	
1379	PAPER, UNSATURATED OIL TREATED, in completely dried (including carbon paper)	4.2	S2	III	4.2		0	E0	PP			0	
1380	PENTABORANE	4.2	ST3	I	4.2+6.1	802	0	E0	PP, EP, TOX, A	VE02		2	
1381	PHOSPHORUS, WHITE or YELLOW, UNDER WATER or IN SOLUTION	4.2	ST3	I	4.2+6.1	503	0	E0	PP, EP, TOX, A	VE02		2	
1381	PHOSPHORUS, WHITE or YELLOW, DRY	4.2	ST4	I	4.2+6.1	503	0	E0	PP, EP			2	
1382	POTASSIUM SULPHIDE, ANHYDROUS or POTASSIUM SULPHIDE with less than 30% water of crystallization	4.2	S4	II	4.2	504	0	E2	PP			0	
1383	PYROPHORIC METAL, N.O.S. or PYROPHORIC ALLOY, N.O.S.	4.2	S4	I	4.2	274	0	E0	PP			0	
1384	SODIUM DITHIONITE (SODIUM HYDROSULPHITE)	4.2	S4	II	4.2		0	E2	PP			0	
1385	SODIUM SULPHIDE, ANHYDROUS or SODIUM SULPHIDE with less than 30% water of crystallization	4.2	S4	II	4.2	504	0	E2	PP			0	

Copyright © United Nations, 2019. All rights reserved

UN No. or ID No.	Name and description	Class	Classification Code	Packing group	Labels	Special provisions	Limited and excepted quantities	Carriage permitted	Equipment required	Ventilation	Provisions concerning loading, unloading and carriage	Number of blue cones/ lights	Remarks
	3.1.2	2.2 (30)	2.2 (30)	2.1.1.3 (4)	5.2.2 (5)	3.3 (6)	3.4 (7a)	3.2.1 (8)	8.1.5 (9)	7.1.6 (10)	7.1.6 (11)	7.1.5 (12)	3.2.1 (13)
1386	SEED CAKE with more than 1.5% oil and not more than 11% moisture	4.2	S2	III	4.2	800	0	B	PP			0	IN01 and IN02 apply only when this substance is carried in bulk or without packaging
1387	Wool waste, wet	4.2	S2										
1389	ALKALI METAL AMALGAM, LIQUID	4.3	W1	I	4.3	182	0		PP, EX, A	VE01	HA08	0	
1390	ALKALI METAL AMIDES	4.3	W2	II	4.3	182 505	500 g		PP, EX, A	VE01	HA08	0	
1391	ALKALI METAL DISPERSION or ALKALINE EARTH METAL DISPERSION	4.3	W1	I	4.3	182 183 506	0		PP, EX, A	VE01	HA08	1	
1392	ALKALINE EARTH METAL AMALGAM, LIQUID	4.3	W1	I	4.3	183 506	0		PP, EX, A	VE01	HA08	0	
1393	ALKALINE EARTH METAL ALLOY, N.O.S.	4.3	W2	II	4.3	183 506	500 g		PP, EX, A	VE01	HA08	0	
1394	ALUMINIUM CARBIDE	4.3	W2	II	4.3		500 g		PP, EX, A	VE01	HA08	0	
1395	ALUMINIUM FERROSILICON POWDER	4.3	WT2	II	4.3+6.1	802	500 g		PP, EX, A TOX, A	VE01 VE02	HA08	2	
1396	ALUMINIUM POWDER, UNCOATED	4.3	W2	II	4.3		500 g		PP, EX, A	VE01	HA08	0	
1396	ALUMINIUM POWDER, UNCOATED	4.3	W2	III	4.3		1 kg		PP, EX, A	VE01	HA08	0	
1397	ALUMINIUM PHOSPHIDE	4.3	WT2	I	4.3+6.1	507	0		PP, EX, A TOX, A	VE02	HA08	2	
1398	ALUMINIUM SILICON POWDER, UNCOATED	4.3	W2	III	4.3	37	1 kg	B	PP, EX, A	VE01 VE03	HA07, HA08 IN01, IN03	0	VE03, LO03, HA07, IN01 and IN03 apply only when this substance is carried in bulk or without packaging
1400	BARIUM	4.3	W2	II	4.3				PP, EX, A	VE01	HA08	0	
1401	CALCIUM	4.3	W2	II	4.3		500 g		PP, EX, A	VE01	HA08	0	
1402	CALCIUM CARBIDE	4.3	W2	I	4.3		0		PP, EX, A	VE01	HA08	0	
1402	CALCIUM CARBIDE	4.3	W2	II	4.3		500 g		PP, EX, A	VE01	HA08	0	
1403	CALCIUM CYANAMIDE with more than 0.1% calcium carbide	4.3	W2	III	4.3	38	1 kg		PP, EX, A	VE01	HA08	0	
1404	CALCIUM HYDRIDE	4.3	W2	I	4.3		0		PP, EX, A	VE01	HA08	0	
1405	CALCIUM SILICIDE	4.3	W2	II	4.3		500 g		PP, EX, A	VE01	HA08	0	
1405	CALCIUM SILICIDE	4.3	W2	III	4.3		1 kg		PP, EX, A	VE01	HA08	0	
1407	CAESIUM	4.3	W2	I	4.3		0		PP, EX, A	VE01	HA08	0	
1408	FERROSILICON with 30% or more but less than 90% silicon	4.3	WT2	III	4.3+6.1	39 801	1 kg	B	PP, EX, A TOX, A	VE01 VE02 VE03	HA07, HA08 IN01, IN02, IN03	0	VE03, LO03, HA07, IN01, IN02 and IN03 apply only when this substance is carried in bulk or without packaging
1409	METAL HYDRIDES, WATER-REACTIVE, N.O.S.	4.3	W2	I	4.3	274 508	0		PP, EX, A	VE01	HA08	0	
1409	METAL HYDRIDES, WATER-REACTIVE, N.O.S.	4.3	W2	II	4.3	274 508	500 g		PP, EX, A	VE01	HA08	0	
1410	LITHIUM ALUMINIUM HYDRIDE	4.3	W2	I	4.3		0		PP, EX, A	VE01	HA08	0	
1411	LITHIUM ALUMINIUM HYDRIDE, ETHEREAL	4.3	WF1	I	4.3+3		0		PP, EX, A	VE01	HA08	1	
1413	LITHIUM BOROHYDRIDE	4.3	W2	I	4.3		0		PP, EX, A	VE01	HA08	0	
1414	LITHIUM HYDRIDE	4.3	W2	I	4.3		0		PP, EX, A	VE01	HA08	0	

Copyright © United Nations, 2019. All rights reserved

UN No. or ID No.	Name and description	Class	Classi- fication Code	Packing group	Labels	Special provis- ions	Limited and excepted quantities	Carriage permitted	Equipment required	Venti- lation	Provisions concerning loading, unloading and carriage	Number of blue cones/ lights	Remarks
	3.1.2	2.2	2.2	2.1.1.3	5.2.2	3.3	3.4	3.5.1.2	8.1.5	7.1.6	7.1.6	7.1.5	3.2.1
(1)	(2)	(3a)	(3b)	(4)	(5)	(6)	(7a)	(7b)	(8)	(9)	(11)	(12)	(13)
1415	LITHIUM	4.3	W2	I	4.3		0	E0	PP, EX, A	VE01	HA08	0	
1417	LITHIUM SILICON	4.3	W2	I	4.3		500 g	E2	PP, EX, A	VE01	HA08	0	
1418	MAGNESIUM POWDER or MAGNESIUM ALLOYS POWDER	4.3	WS	II	4.3+4.2		0	E0	PP, EX, A	VE01	HA08	0	
1418	MAGNESIUM POWDER or MAGNESIUM ALLOYS POWDER	4.3	WS	II	4.3+4.2		0	E2	PP, EX, A	VE01	HA08	0	
1418	MAGNESIUM POWDER or MAGNESIUM ALLOYS POWDER	4.3	WS	III	4.3+4.2		0	E1	PP, EX, A	VE01	HA08	0	
1419	MAGNESIUM ALUMINIUM PHOSPHIDE	4.3	WT2	I	4.3+6.1	802	0	E0	PP, EP, EX, TOX, A	VE01, VE02	HA08	2	
1420	POTASSIUM METAL ALLOYS, LIQUID	4.3	W1	I	4.3		0	E0	PP, EX, A	VE01	HA08	0	
1421	ALKALI METAL ALLOY, LIQUID, N.O.S.	4.3	W1	I	4.3	182	0	E0	PP, EX, A	VE01	HA08	0	
1422	POTASSIUM SODIUM ALLOYS, LIQUID	4.3	W1	I	4.3		0	E0	PP, EX, A	VE01	HA08	0	
1423	RUBIDIUM	4.3	W2	I	4.3		0	E0	PP, EX, A	VE01	HA08	0	
1426	SODIUM BOROHYDRIDE	4.3	W2	I	4.3		0	E0	PP, EX, A	VE01	HA08	0	
1427	SODIUM HYDRIDE	4.3	W2	I	4.3		0	E0	PP, EX, A	VE01	HA08	0	
1428	SODIUM	4.3	W2	I	4.3		0	E0	PP, EX, A	VE01	HA08	0	
1431	SODIUM METHYLATE	4.2	SC4	II	4.2+8		0	E2	PP, EP	VE01	HA08	0	
1432	SODIUM PHOSPHIDE	4.3	WT2	I	4.3+6.1	802	0	E0	PP, EP, EX, TOX, A	VE01, VE02	HA08	2	
1433	STANNIC PHOSPHIDES	4.3	WT2	I	4.3+6.1	802	0	E0	PP, EP, EX, TOX, A	VE01, VE02	HA08	2	
1435	ZINC ASHES	4.3	W2	III	4.3		1 kg	E1	PP, EX, A	VE01, VE03	HA07, HA08	0	VE03, LO03, HA07, IN01 and IN03 apply only when this substance is carried in bulk or without packaging
1436	ZINC POWDER or ZINC DUST	4.3	WS	I	4.3+4.2		0	E0	PP, EX, A	VE01	HA08	0	
1436	ZINC POWDER or ZINC DUST	4.3	WS	II	4.3+4.2		0	E2	PP, EX, A	VE01	HA08	0	
1436	ZINC POWDER or ZINC DUST	4.3	WS	III	4.3+4.2		0	E1	PP, EX, A	VE01	HA08	0	
1437	ZIRCONIUM HYDRIDE	4.1	F3	II	4.1		1 kg	E2	PP			1	
1438	ALUMINIUM NITRATE	5.1	O2	III	5.1		5 kg	E1	PP		CO02, LO04	0	CO02 and LO04 apply only when this substance is carried in bulk or without packaging
1439	AMMONIUM DICHROMATE	5.1	O2	II	5.1		1 kg	E2	PP			0	
1442	AMMONIUM PERCHLORATE	5.1	O2	II	5.1	152	1 kg	E2	PP			0	
1444	AMMONIUM PERSULPHATE	5.1	O2	III	5.1		5 kg	E1	PP			0	
1445	BARIUM CHLORATE, SOLID	5.1	OT2	II	5.1+6.1	802	1 kg	E2	PP, EP			2	
1446	BARIUM NITRATE	5.1	OT2	II	5.1+6.1	802	1 kg	E2	PP, EP			2	
1447	BARIUM PERCHLORATE, SOLID	5.1	OT2	II	5.1+6.1	802	1 kg	E2	PP, EP			2	
1448	BARIUM PERMANGANATE	5.1	OT2	II	5.1+6.1	802	1 kg	E2	PP, EP			2	
1449	BARIUM PEROXIDE	5.1	OT2	II	5.1+6.1	802	1 kg	E2	PP, EP			2	
1450	BROMATES, INORGANIC, N.O.S.	5.1	O2	II	5.1	274	1 kg	E2	PP			0	
1451	CAESIUM NITRATE	5.1	O2	III	5.1	350	5 kg	E1	PP		CO02, LO04	0	CO02 and LO04 apply only when this substance is carried in bulk or without packaging
1452	CALCIUM CHLORATE	5.1	O2	II	5.1		1 kg	E2	PP			0	
1453	CALCIUM CHLORITE	5.1	O2	II	5.1		1 kg	E2	PP			0	

Copyright © United Nations, 2019. All rights reserved

UN No. or ID No.	Name and description	Class	Classi- fication Code	Packing group	Labels	Special provis- ions	Limited and excepted quantities	Carriage permitted	Equipment required	Venti- lation	Provisions concerning loading, unloading and carriage	Number of blue cones/ lights	Remarks
	3.1.2	2.2	2.2	2.1.1.3	5.2.2	3.3	3.4	3.5.1.2	8.1.5	7.1.6	7.1.6	7.1.5	3.2.1
(1)		(30)	(3b)	(4)	(5)	(6)	(7a)	(7b)	(9)	(10)		(12)	(13)
1454	CALCIUM NITRATE	5.1	O2	III	5.1	208	5 kg	E1	PP		CO02, LO04	0	CO02 and LO04 apply only when this substance is carried in bulk or without packaging
1455	CALCIUM PERCHLORATE	5.1	O2	II	5.1		1 kg	E2	PP			0	
1456	CALCIUM PERMANGANATE	5.1	O2	II	5.1		1 kg	E2	PP			0	
1457	CALCIUM PEROXIDE	5.1	O2	II	5.1		1 kg	E2	PP			0	
1458	CHLORATE AND BORATE MIXTURE	5.1	O2	II	5.1		1 kg	E2	PP			0	
1458	CHLORATE AND BORATE MIXTURE	5.1	O2	III	5.1		5 kg	E1	PP			0	
1459	CHLORATE AND MAGNESIUM CHLORIDE MIXTURE, SOLID	5.1	O2	II	5.1		1 kg	E2	PP			0	
1459	CHLORATE AND MAGNESIUM CHLORIDE MIXTURE, SOLID	5.1	O2	III	5.1		5 kg	E1	PP			0	
1461	CHLORATES, INORGANIC, N.O.S.	5.1	O2	II	5.1	274	1 kg	E2	PP			0	
1462	CHLORITES, INORGANIC, N.O.S.	5.1	O2	II	5.1	274 352 509	1 kg	E2	PP			0	
1463	CHROMIUM TRIOXIDE, ANHYDROUS	5.1	OTC	II	5.1+6.1+8	510	1 kg	E2	PP, EP			2	
1465	DIDYMIUM NITRATE	5.1	O2	III	5.1		5 kg	E1	PP		CO02, LO04	0	CO02 and LO04 apply only when this substance is carried in bulk or without packaging
1466	FERRIC NITRATE	5.1	O2	III	5.1		5 kg	E1	PP		CO02, LO04	0	CO02 and LO04 apply only when this substance is carried in bulk or without packaging
1467	GUANIDINE NITRATE	5.1	O2	III	5.1		5 kg	E1	PP		CO02, LO04	0	CO02 and LO04 apply only when this substance is carried in bulk or without packaging
1469	LEAD NITRATE	5.1	OT2	II	5.1+6.1	802	1 kg	E2	PP, EP			2	
1470	LEAD PERCHLORATE, SOLID	5.1	OT2	II	5.1+6.1	802	1 kg	E2	PP, EP			2	
1471	LITHIUM HYPOCHLORITE, DRY or LITHIUM HYPOCHLORITE MIXTURE	5.1	O2	II	5.1		1 kg	E2	PP			0	
1471	LITHIUM HYPOCHLORITE, DRY or LITHIUM HYPOCHLORITE MIXTURE	5.1	O2	III	5.1		5 kg	E1	PP			0	
1472	LITHIUM PEROXIDE	5.1	O2	II	5.1		1 kg	E2	PP			0	
1473	MAGNESIUM BROMATE	5.1	O2	II	5.1		1 kg	E2	PP			0	
1474	MAGNESIUM NITRATE	5.1	O2	III	5.1	332	5 kg	E1	PP		CO02, LO04	0	CO02 and LO04 apply only when this substance is carried in bulk or without packaging
1475	MAGNESIUM PERCHLORATE	5.1	O2	II	5.1		1 kg	E2	PP			0	
1476	MAGNESIUM PEROXIDE	5.1	O2	II	5.1		1 kg	E2	PP			0	
1477	NITRATES, INORGANIC, N.O.S.	5.1	O2	II	5.1	511	1 kg	E2	PP			0	
1477	NITRATES, INORGANIC, N.O.S.	5.1	O2	III	5.1	511	5 kg	E1	PP		CO02, LO04	0	CO02 and LO04 apply only when this substance is carried in bulk or without packaging
1479	OXIDIZING SOLID, N.O.S.	5.1	O2	I	5.1	274	0	E0	PP			0	

Copyright © United Nations, 2019. All rights reserved

UN No. or ID No.	Name and description	Class	Classi- fication Code	Packing group	Labels	Special provis- ions	Limited and excepted quantities	Carriage permitted	Equipment required	Venti- lation	Provisions concerning loading, unloading and carriage	Number of blue cones/ lights	Remarks
	3.1.2	2.2	2.2	2.1.1.3	5.2.2	3.3	3.4	3.5.1.2	3.2.1	8.1.5	7.1.6	7.1.5	3.2.1
(1)	(30)	(30)	(30)	(4)	(5)	(6)	(7a)	(7b)	(8)	(9)	(11)	(12)	(13)
1479	OXIDIZING SOLID, N.O.S.	5.1	O2	II	5.1	274	1 kg	E2		PP		0	
1479	OXIDIZING SOLID, N.O.S.	5.1	O2	III	5.1	274	5 kg	E1		PP		0	
1481	PERCHLORATES, INORGANIC, N.O.S.	5.1	O2	II	5.1		1 kg	E2		PP		0	
1481	PERCHLORATES, INORGANIC, N.O.S.	5.1	O2	III	5.1		5 kg	E1		PP		0	
1482	PERMANGANATES, INORGANIC, N.O.S.	5.1	O2	II	5.1	274	1 kg	E2		PP		0	
1482	PERMANGANATES, INORGANIC, N.O.S.	5.1	O2	III	5.1	353	5 kg	E1		PP		0	
1483	PEROXIDES, INORGANIC, N.O.S.	5.1	O2	II	5.1	353	1 kg	E2		PP		0	
1483	PEROXIDES, INORGANIC, N.O.S.	5.1	O2	III	5.1		5 kg	E1		PP		0	
1484	POTASSIUM BROMATE	5.1	O2	II	5.1		1 kg	E2		PP		0	
1485	POTASSIUM CHLORATE	5.1	O2	II	5.1		1 kg	E2		PP		0	
1486	POTASSIUM NITRATE	5.1	O2	III	5.1		5 kg	E1	B	PP	CO02, LO04	0	CO02 and LO04 apply only when this substance is carried in bulk or without packaging
1487	POTASSIUM NITRATE AND SODIUM NITRATE MIXTURE	5.1	O2	II	5.1	607	1 kg	E2		PP		0	
1488	POTASSIUM NITRATE	5.1	O2	II	5.1		1 kg	E2		PP		0	
1489	POTASSIUM PERCHLORATE	5.1	O2	II	5.1		1 kg	E2		PP		0	
1490	POTASSIUM PERMANGANATE	5.1	O2	II	5.1		1 kg	E2		PP		0	
1491	POTASSIUM PEROXIDE	5.1	O2	I	5.1		0	E0		PP		0	
1492	POTASSIUM PERSULPHATE	5.1	O2	III	5.1		5 kg	E1		PP		0	
1493	SILVER NITRATE	5.1	O2	II	5.1		1 kg	E2		PP		0	
1494	SODIUM BROMATE	5.1	O2	II	5.1		1 kg	E2		PP		0	
1495	SODIUM CHLORATE	5.1	O2	II	5.1		1 kg	E2		PP		0	
1496	SODIUM CHLORITE	5.1	O2	II	5.1		1 kg	E2		PP		0	
1498	SODIUM NITRATE	5.1	O2	III	5.1		5 kg	E1	B	PP	CO02, LO04	0	CO02 and LO04 apply only when this substance is carried in bulk or without packaging
1499	SODIUM NITRATE AND POTASSIUM NITRATE MIXTURE	5.1	O2	III	5.1		5 kg	E1	B	PP	CO02, LO04	0	CO02 and LO04 apply only when this substance is carried in bulk or without packaging
1500	SODIUM NITRITE	5.1	OT2	III	5.1+6.1	802	5 kg	E1		PP, EP		0	
1502	SODIUM PERCHLORATE	5.1	O2	II	5.1		1 kg	E2		PP		0	
1503	SODIUM PERMANGANATE	5.1	O2	II	5.1		1 kg	E2		PP		0	
1504	SODIUM PEROXIDE	5.1	O2	I	5.1		0	E0		PP		0	
1505	SODIUM PERSULPHATE	5.1	O2	III	5.1		5 kg	E1		PP		0	
1506	STRONTIUM CHLORATE	5.1	O2	II	5.1		1 kg	E2		PP		0	
1507	STRONTIUM NITRATE	5.1	O2	III	5.1		5 kg	E1	B	PP	CO02, LO04	0	CO02 and LO04 apply only when this substance is carried in bulk or without packaging
1508	STRONTIUM PERCHLORATE	5.1	O2	II	5.1		1 kg	E2		PP		0	
1509	STRONTIUM PEROXIDE	5.1	O2	II	5.1		1 kg	E2		PP		0	
1510	TETRAINITROMETHANE	6.1	TO1	I	6.1+5.1	354 609	0	E0	PP, EP, TOX, A	VE02		2	
1511	UREA HYDROGEN PEROXIDE	5.1	OC2	III	5.1+8	802	5 kg	E1		PP, EP		0	

Copyright © United Nations, 2019. All rights reserved

UN No. or ID No.	Name and description	Class	Classification Code	Packing group	Labels	Special provisions	Limited and excepted quantities	Carriage permitted	Equipment required	Ventilation	Provisions concerning loading, unloading and carriage	Number of blue cones/lights	Remarks
	3.1.2	2.2	2.2	2.1.1.3	5.2.2	3.3	3.5.1.2	3.2.1	8.1.5	7.1.6	7.1.6	7.1.5	3.2.1
(I)	(2)	(30)	(30)	(4)	(5)	(6)	(7a)	(8)	(9)	(10)	(11)	(12)	(13)
1512	ZINC AMMONIUM NITRITE	5.1	O2	II	5.1		1 kg		PP			0	
1513	ZINC CHLORATE	5.1	O2	II	5.1		1 kg		PP			0	
1514	ZINC NITRATE	5.1	O2	II	5.1		1 kg		PP			0	
1515	ZINC PERMANGANATE	5.1	O2	II	5.1		1 kg		PP			0	
1516	ZINC PEROXIDE	5.1	O2	II	5.1		1 kg		PP			0	
1517	ZIRCONIUM PICRAMATE, WETTED with not less than 20% water, by mass	4.1	D	I	4.1		0		PP			1	
1541	ACETONE CYANOHYDRIN, STABILIZED	6.1	T1	I	6.1	354	0	T	PP, EP, TOX, A	VE02		2	
1544	ALKALOIDS, SOLID, N.O.S. or ALKALOID SALTS, SOLID, N.O.S.	6.1	T2	I	6.1	43	0		PP, EP			2	
1544	ALKALOIDS, SOLID, N.O.S. or ALKALOID SALTS, SOLID, N.O.S.	6.1	T2	II	6.1	43	500 g		PP, EP			2	
1544	ALKALOIDS, SOLID, N.O.S. or ALKALOID SALTS, SOLID, N.O.S.	6.1	T2	III	6.1	43	5 kg		PP, EP			0	
1545	ALLYL ISOTHIOCYANATE, STABILIZED	6.1	TF1	II	6.1+3	802	100 ml	T	PP, EP, EX, TOX, A	VE01, VE02		2	
1546	AMMONIUM ARSENATE	6.1	T5	II	6.1	802	500 g		PP, EP			2	
1547	ANILINE	6.1	T1	II	6.1	279	100 ml	T	PP, EP, TOX, A	VE02		2	
1548	ANILINE HYDROCHLORIDE	6.1	T2	III	6.1	802	5 kg		PP, EP			0	
1549	ANTIMONY COMPOUND, INORGANIC, SOLID, N.O.S.	6.1	T5	III	6.1	45	5 kg		PP, EP			0	
1550	ANTIMONY LACTATE	6.1	T5	III	6.1	802			PP, EP			0	
1551	ANTIMONY POTASSIUM TARTRATE	6.1	T5	III	6.1	802	5 kg		PP, EP			0	
1553	ARSENIC ACID, LIQUID	6.1	T4	I	6.1	802	0		PP, EP, TOX, A	VE02		2	
1554	ARSENIC ACID, SOLID	6.1	T5	II	6.1	802	500 g		PP, EP			2	
1555	ARSENIC BROMIDE	6.1	T5	II	6.1	802	500 g		PP, EP			2	
1556	ARSENIC COMPOUND, LIQUID, N.O.S., inorganic, including: Arsenates, n.o.s.; Arsenites, n.o.s.; and Arsenic sulphides, n.o.s.	6.1	T4	I	6.1	43	0		PP, EP, TOX, A	VE02		2	
1556	ARSENIC COMPOUND, LIQUID, N.O.S., inorganic, including: Arsenates, n.o.s.; Arsenites, n.o.s.; and Arsenic sulphides, n.o.s.	6.1	T4	II	6.1	43	100 ml		PP, EP, TOX, A	VE02		2	
1556	ARSENIC COMPOUND, LIQUID, N.O.S., inorganic, including: Arsenates, n.o.s.; Arsenites, n.o.s.; and Arsenic sulphides, n.o.s.	6.1	T4	III	6.1	43	5 L		PP, EP, TOX, A	VE02		0	
1557	ARSENIC COMPOUND, SOLID, N.O.S., inorganic, including: Arsenates, n.o.s.; Arsenites, n.o.s.; and Arsenic sulphides, n.o.s.	6.1	T5	I	6.1	43	0		PP, EP			2	
1557	ARSENIC COMPOUND, SOLID, N.O.S., inorganic, including: Arsenates, n.o.s.; Arsenites, n.o.s.; and Arsenic sulphides, n.o.s.	6.1	T5	II	6.1	43	500 g		PP, EP			2	

Copyright © United Nations, 2019. All rights reserved

UN No. or ID No.	Name and description	Class	Classi- fication Code	Packing group	Labels	Special provis- ions	Limited and excepted quantities	Carriage permitted	Equipment required	Venti- lation	Provisions concerning loading, unloading and carriage	Number of blue cones/ lights	Remarks
	3.1.2	2.2	2.2	2.1.1.3	5.2.2	3.3	3.4	3.5.1.2	3.2.1	8.1.5	7.1.6	7.1.5	3.2.1
(I)	(2)	(30)	(30)	(4)	(5)	(6)	(7a)	(7b)	(8)	(9)	(10)	(11)	(12)
1557	ARSENIC COMPOUND, SOLID, N.O.S., inorganic, including: Arsenates, n.o.s.; Arsenites, n.o.s.; and Arsenic sulphides, n.o.s.	6.1	T5	III	6.1	43	5 kg	E1		PP, EP		0	(13)
1558	ARSENIC	6.1	T5	II	6.1	802	500 g	E4		PP, EP		2	
1559	ARSENIC PENTOXIDE	6.1	T5	II	6.1	802	500 g	E4		PP, EP		2	
1560	ARSENIC TRICHLORIDE	6.1	T4	I	6.1	802	0	E0		PP, EP, TOX, A		2	
1561	ARSENIC TRIOXIDE	6.1	T5	II	6.1	802	500 g	E4		PP, EP		2	
1562	ARSENICAL DUST	6.1	T5	II	6.1	802	500 g	E4		PP, EP		2	
1564	BARIUM COMPOUND, N.O.S.	6.1	T5	II	6.1	177	500 g	E4		PP, EP		2	
						274	513	513					
						587	587	587					
1564	BARIUM COMPOUND, N.O.S.	6.1	T5	III	6.1	802	5 kg	E1		PP, EP		0	
1565	BARIUM CYANIDE	6.1	T5	I	6.1	802	0	E5		PP, EP		2	
1566	BERYLLIUM COMPOUND, N.O.S.	6.1	T5	II	6.1	274	500 g	E4		PP, EP		2	
1566	BERYLLIUM COMPOUND, N.O.S.	6.1	T5	III	6.1	802	5 kg	E1		PP, EP		0	
1567	BERYLLIUM POWDER	6.1	TF3	II	6.1+4.1	802	500 g	E4		PP, EP		2	
1569	BROMOACETONE	6.1	TF1	II	6.1+3	802	0	E0		PP, EP, EX, TOX, A	VE01, VE02	2	
1570	BRUCINE	6.1	T2	I	6.1	43	0	E5		PP, EP		2	
1571	BARIUM AZIDE, WETTED with not less than 50% water, by mass	4.1	DT	I	4.1+6.1	568	0	E0		PP, EP		2	
1572	CACODYLIC ACID	6.1	T5	II	6.1	802	500 g	E4		PP, EP		2	
1573	CALCIUM ARSENATE	6.1	T5	II	6.1	802	500 g	E4		PP, EP		2	
1574	CALCIUM ARSENATE AND CALCIUM ARSENITE MIXTURE, SOLID	6.1	T5	II	6.1	802	500 g	E4		PP, EP		2	
1575	CALCIUM CYANIDE	6.1	T5	I	6.1	802	0	E5		PP, EP		2	
1577	CHLORODINITROBENZENES, LIQUID	6.1	T1	II	6.1	279	100 ml	E4		PP, EP, TOX, A	VE02	2	
1578	CHLORONITROBENZENES, SOLID	6.1	T2	II	6.1	279	500 g	E4		PP, EP, TOX, A	VE02	2	
1579	4-CHLORO-o-TOLUIDINE HYDROCHLORIDE, SOLID	6.1	T2	III	6.1	802	5 kg	E1		PP, EP		0	
1580	CHLOROPICRIN	6.1	T1	I	6.1	354	0	E0		PP, EP, TOX, A	VE02	2	
1581	CHLOROPICRIN AND METHYL BROMIDE MIXTURE with more than 2% chloropicrin	2	2T		2.3	802	0	E0		PP, EP, TOX, A	VE02	2	
1582	CHLOROPICRIN AND METHYL CHLORIDE MIXTURE	2	2T		2.3		0	E0		PP, EP, TOX, A	VE02	2	

Copyright © United Nations, 2019. All rights reserved

UN No. or ID No.	Name and description	Class	Classi- fication Code	Packing group	Labels	Special provis- ions	Limited and excepted quantities	Carriage permitted	Equipment required	Venti- lation	Provisions concerning loading, unloading and carriage	Number of blue cones/ lights	Remarks
	3.1.2	2.2	2.2	2.1.1.3	5.2.2	3.3	3.4	3.5.1.2	3.2.1	7.1.6	7.1.6	7.1.5	3.2.1
	(2)	(30)	(3b)	(4)	(5)	(6)	(7a)	(7b)	(8)	(9)	(10)	(12)	(13)
1583	CHLOROPICRIN MIXTURE, N.O.S.	6.1	T1	I	6.1	274 315 515 802	0	E0		PP, EP, TOX, A		2	
1583	CHLOROPICRIN MIXTURE, N.O.S.	6.1	T1	II	6.1	274 515 802	100 ml	E0		PP, EP, TOX, A		2	
1583	CHLOROPICRIN MIXTURE, N.O.S.	6.1	T1	III	6.1	274 515 802	5 L	E0		PP, EP, TOX, A		0	
1585	COPPER ACETOARSENITE	6.1	T5	II	6.1	802	500 g	E4		PP, EP		2	
1586	COPPER ARSENITE	6.1	T5	II	6.1	802	500 g	E4		PP, EP		2	
1587	COPPER CYANIDE	6.1	T5	II	6.1	802	500 g	E4		PP, EP		2	
1588	CYANIDES, INORGANIC, SOLID, N.O.S.	6.1	T5	I	6.1	47 274 802	0	E5		PP, EP		2	
1588	CYANIDES, INORGANIC, SOLID, N.O.S.	6.1	T5	II	6.1	47 274 802	500 g	E4		PP, EP		2	
1588	CYANIDES, INORGANIC, SOLID, N.O.S.	6.1	T5	III	6.1	47 274 802	5 kg	E1		PP, EP		0	
1589	CYANOGEN CHLORIDE, STABILIZED	2	2TC		2.3+8	386	0	E0		PP, EP, TOX, A		2	
1590	DICHLOROANILINES, LIQUID	6.1	T1	II	6.1	279 802	100 ml	E4		PP, EP, TOX, A		2	
1591	o-DICHLOROBENZENE	6.1	T1	III	6.1	279 802	5 L	E1	T	PP, EP, TOX, A		0	
1593	DICHLOROMETHANE	6.1	T1	III	6.1	516 802	5 L	E1	T	PP, EP, TOX, A		0	
1594	DIETHYL SULPHATE	6.1	T1	II	6.1	802	100 ml	E4	T	PP, EP, TOX, A		2	
1595	DIMETHYL SULPHATE	6.1	TC1	I	6.1+8	354 802	0	E0	T	PP, EP, TOX, A		2	
1596	DINITROANILINES	6.1	T2	II	6.1	802	500 g	E4		PP, EP		2	
1597	DINITROBENZENES, LIQUID	6.1	T1	II	6.1	802	100 ml	E4		PP, EP, TOX, A		2	
1597	DINITROBENZENES, LIQUID	6.1	T1	III	6.1	802	5 L	E1		PP, EP, TOX, A		0	
1598	DINITRO-o-CRESOL	6.1	T2	II	6.1	43 802	500 g	E4		PP, EP		2	
1599	DINITROPHENOL SOLUTION	6.1	T1	II	6.1	802	100 ml	E4		PP, EP, A		2	
1599	DINITROPHENOL SOLUTION	6.1	T1	III	6.1	802	5 L	E1		PP, EP, A		0	
1600	DINITROTOLUENES, MOLTEN	6.1	T1	II	6.1	802	0	E0		PP, EP, TOX, A		2	
1601	DISINFECTANT, SOLID, TOXIC, N.O.S.	6.1	T2	I	6.1	274 802	0	E5		PP, EP		2	
1601	DISINFECTANT, SOLID, TOXIC, N.O.S.	6.1	T2	II	6.1	274 802	500 g	E4		PP, EP		2	
1601	DISINFECTANT, SOLID, TOXIC, N.O.S.	6.1	T2	III	6.1	274 802	5 kg	E1		PP, EP		0	



Copyright © United Nations, 2019. All rights reserved

UN No. or ID No.	Name and description	Class	Classi- fication Code	Packing group	Labels	Special provis- ions	Limited and excepted quantities	Carriage permitted	Equipment required	Venti- lation	Provisions concerning loading, unloading and carriage	Number of blue cones/ lights	Remarks
	3.1.2	2.2	2.2	2.1.1.3	5.2.2	3.3	3.4	3.5.1.2	3.2.1	8.1.5	7.1.6	7.1.5	3.2.1
(I)	(2)	(30)	(3b)	(4)	(5)	(6)	(7a)	(7b)	(8)	(9)	(10)	(12)	(13)
1602	DYE, LIQUID, TOXIC, N.O.S. or DYE	6.1	T1	I	6.1	274	0	E5		PP, EP, TOX, A	VE02	2	
1602	INTERMEDIATE, LIQUID, TOXIC, N.O.S.												
1602	DYE, LIQUID, TOXIC, N.O.S. or DYE	6.1	T1	II	6.1	274	100 ml	E4		PP, EP, TOX, A	VE02	2	
1602	INTERMEDIATE, LIQUID, TOXIC, N.O.S.												
1602	DYE, LIQUID, TOXIC, N.O.S. or DYE	6.1	T1	III	6.1	274	5 L	E1		PP, EP, TOX, A	VE02	0	
1602	INTERMEDIATE, LIQUID, TOXIC, N.O.S.												
1603	ETHYL BROMOACETATE	6.1	TF1	II	6.1+3	802	100 ml	E0		PP, EP, EX, TOX, A	VE01, VE02	2	
1604	ETHYLENEDIAMINE	8	CF1	II	8+3		1 L	E2	T	PP, EP, EX, A	VE01	1	
1605	ETHYLENE DIBROMIDE	6.1	T1	I	6.1	354	0	E0	T	PP, EP, TOX, A	VE02	2	
1606	FERRIC ARSENATE	6.1	T5	II	6.1	802	500 g	E4		PP, EP		2	
1607	FERRIC ARSENITE	6.1	T5	II	6.1	802	500 g	E4		PP, EP		2	
1608	FERRIC ARSENIDE	6.1	T5	II	6.1	802	500 g	E4		PP, EP		2	
1611	HEXAETHYL TETRAPHOSPHATE	6.1	T1	II	6.1	802	100 ml	E4		PP, EP, TOX, A	VE02	2	
1612	HEXAETHYL TETRAPHOSPHATE AND COMPRESSED GAS MIXTURE	2	1T		2.3		0	E0		PP, EP, TOX, A	VE02	2	
1613	HYDROCYANIC ACID, AQUEOUS SOLUTION (HYDROGEN CYANIDE, AQUEOUS SOLUTION) with not more than 20% hydrogen cyanide	6.1	TF1	I	6.1+3	48 802	0	E0		PP, EP, EX, TOX, A	VE01, VE02	2	
1614	HYDROGEN CYANIDE, STABILIZED, containing less than 3% water and absorbed in a porous inert material	6.1	TF1	I	6.1+3	386 603 802	0	E0		PP, EP, EX, TOX, A	VE01, VE02	2	
1616	LEAD ACETATE	6.1	T5	III	6.1	802	5 kg	E1		PP, EP		0	
1617	LEAD ARSENATES	6.1	T5	II	6.1	802	500 g	E4		PP, EP		2	
1618	LEAD ARSENITES	6.1	T5	II	6.1	802	500 g	E4		PP, EP		2	
1620	LEAD CYANIDE	6.1	T5	II	6.1	802	500g	E4		PP, EP		2	
1621	LONDON PURPLE	6.1	T5	II	6.1	43 802	500 g	E4		PP, EP		2	
1622	MAGNESIUM ARSENATE	6.1	T5	II	6.1	802	500 g	E4		PP, EP		2	
1623	MERCURIC ARSENATE	6.1	T5	II	6.1	802	500 g	E4		PP, EP		2	
1624	MERCURIC CHLORIDE	6.1	T5	II	6.1	802	500 g	E4		PP, EP		2	
1625	MERCURIC NITRATE	6.1	T5	II	6.1	802	500 g	E4		PP, EP		2	
1626	MERCURIC POTASSIUM CYANIDE	6.1	T5	I	6.1	802	0	E5		PP, EP		2	
1627	MERCURIOS NITRATE	6.1	T5	II	6.1	802	500 g	E4		PP, EP		2	
1629	MERCURY ACETATE	6.1	T5	II	6.1	802	500 g	E4		PP, EP		2	
1630	MERCURY AMMONIUM CHLORIDE	6.1	T5	II	6.1	802	500 g	E4		PP, EP		2	
1631	MERCURY BENZOATE	6.1	T5	II	6.1	802	500 g	E4		PP, EP		2	
1634	MERCURY BROMIDES	6.1	T5	II	6.1	802	500 g	E4		PP, EP		2	
1636	MERCURY CYANIDE	6.1	T5	II	6.1	802	500 g	E4		PP, EP		2	
1637	MERCURY GLUCONATE	6.1	T5	II	6.1	802	500 g	E4		PP, EP		2	
1638	MERCURY IODIDE	6.1	T5	II	6.1	802	500 g	E4		PP, EP		2	
1639	MERCURY NITRATE	6.1	T5	II	6.1	802	500 g	E4		PP, EP		2	
1640	MERCURY NITRATE	6.1	T5	II	6.1	802	500 g	E4		PP, EP		2	
1641	MERCURY OLEATE	6.1	T5	II	6.1	802	500 g	E4		PP, EP		2	
1642	MERCURY OXIDE	6.1	T5	II	6.1	802	500 g	E4		PP, EP		2	
1642	MERCURY OXYCYANIDE, DESENSITIZED	6.1	T5	II	6.1	802	500 g	E4		PP, EP		2	
1643	MERCURY POTASSIUM IODIDE	6.1	T5	II	6.1	802	500 g	E4		PP, EP		2	
1644	MERCURY SALICYLATE	6.1	T5	II	6.1	802	500 g	E4		PP, EP		2	
1645	MERCURY SULPHATE	6.1	T5	II	6.1	802	500 g	E4		PP, EP		2	

Copyright © United Nations, 2019. All rights reserved

UN No. or ID No.	Name and description	Class	Classi- fication Code	Packing group	Labels	Special provis- ions	Limited and excepted quantities	Carriage permitted	Equipment required	Venti- lation	Provisions concerning loading, unloading and carriage	Number of blue cones/ lights	Remarks
	3.1.2	2.2	2.2	2.1.1.3	5.2.2	3.3	3.4	3.5.1.2	3.2.1	8.1.5	7.1.6	7.1.5	3.2.1
(I)	(30)	(30)	(30)	(4)	(5)	(6)	(7a)	(7b)	(8)	(9)	(10)	(12)	(13)
1646	MERCURY THIOCYANATE	6.1	T5	II	6.1	802	500 g	E4		PP, EP		2	
1647	METHYL BROMIDE AND ETHYLENE DIBROMIDE MIXTURE, LIQUID	6.1	T1	I	6.1	354	0	E0		PP, EP, TOX, A		2	
1648	ACETONITRILE	3	F1	II	3	802	1 L	E2	T	PP, EX, A		1	
1649	MOTOR FUEL ANTI-KNOCK MIXTURE	6.1	T3	I	6.1	802	0	E0		PP, EP, TOX, A		2	
1650	beta-NAPHTHYLAMINE, SOLID	6.1	T2	II	6.1	802	500 g	E4		PP, EP		2	
1651	NAPHTHYLTHIOUREA	6.1	T2	II	6.1	43	500 g	E4		PP, EP		2	
1652	NAPHTHYLUREA	6.1	T2	II	6.1	802	500 g	E4		PP, EP		2	
1653	NICKEL CYANIDE	6.1	T5	II	6.1	802	500 g	E4		PP, EP		2	
1654	NICOTINE	6.1	T1	II	6.1	802	100 ml	E4		PP, EP, TOX, A		2	
1655	NICOTINE COMPOUND, SOLID, N.O.S. or NICOTINE PREPARATION, SOLID, N.O.S.	6.1	T2	I	6.1	43	0	E5		PP, EP		2	
1655	NICOTINE COMPOUND, SOLID, N.O.S. or NICOTINE PREPARATION, SOLID, N.O.S.	6.1	T2	II	6.1	43	500 g	E4		PP, EP		2	
1655	NICOTINE COMPOUND, SOLID, N.O.S. or NICOTINE PREPARATION, SOLID, N.O.S.	6.1	T2	III	6.1	43	5 kg	E1		PP, EP		0	
1656	NICOTINE HYDROCHLORIDE, LIQUID or SOLUTION	6.1	T1	II	6.1	43	100 ml	E4		PP, EP, TOX, A		2	
1656	NICOTINE HYDROCHLORIDE, LIQUID or SOLUTION	6.1	T1	III	6.1	43	5 L	E1		PP, EP, TOX, A		0	
1657	NICOTINE SALICYLATE	6.1	T2	II	6.1	802	500 g	E4		PP, EP		2	
1658	NICOTINE SULPHATE, SOLUTION	6.1	T1	II	6.1	802	100 ml	E4		PP, EP, TOX, A		2	
1658	NICOTINE SULPHATE, SOLUTION	6.1	T1	III	6.1	802	5 L	E1		PP, EP, TOX, A		0	
1659	NITRIC TARTRATE	6.1	T2	II	6.1	802	500 g	E4		PP, EP		2	
1660	NITRIC OXIDE, COMPRESSED	2	110C		2.3-5.1+8		0	E0		PP, EP, TOX, A		2	
1661	NITROANILINES (o-, m-, p-)	6.1	T2	II	6.1	279	500 g	E4		PP, EP		2	
1662	NITROBENZENE	6.1	T1	II	6.1	279	100 ml	E4	T	PP, EP, TOX, A		2	
1663	NITROPHENOLS (o-, m-, p-)	6.1	T2	III	6.1	279	5 kg	E1	T	PP, EP		0	
1664	NITROTOLUENES, LIQUID	6.1	T1	II	6.1	802	100 ml	E4	T	PP, EP, TOX, A		2	
1665	NITROXYLENES, LIQUID	6.1	T1	II	6.1	802	100 ml	E4		PP, EP, TOX, A		2	
1669	PENTACHLOROTHANE	6.1	T1	II	6.1	802	100 ml	E4		PP, EP, TOX, A		2	
1670	PERCHLOROMETHYL MERCAPTAN	6.1	T1	I	6.1	354	0	E0		PP, EP, TOX, A		2	
1671	PHENOL, SOLID	6.1	T2	II	6.1	279	500 g	E4		PP, EP		2	

Copyright © United Nations, 2019. All rights reserved

UN No. or ID No.	Name and description	Class	Classi- fication Code	Packing group	Labels	Special provis- ions	Limited and excepted quantities	Carriage permitted	Equipment required	Venti- lation	Provisions concerning loading, unloading and carriage	Number of blue cones/ lights	Remarks
							3.4 (7a)	3.5.1.2 (7b)	3.2.1 (8)	8.1.5 (9)	7.1.6 (10)	7.1.5 (12)	
1672	3.1.2 (2) PHENYL CARBYLAMINE CHLORIDE	2.2 (30) 6.1	T1	I	5.2.2 (5) 6.1	3.3 (6) 802	0	E0		PP, EP, TOX, A	VE02	2	3.2.1 (13)
1673	PHENYLENEDIAMINES (o-, m-, p-)	6.1	T2	III	6.1	279 802	5 kg	E1		PP, EP		0	
1674	PHENYLMERCURIC ACETATE	6.1	T3	II	6.1	43 802	500 g	E4		PP, EP, TOX, A	VE02	2	
1677	POTASSIUM ARSENATE	6.1	T5	II	6.1	802	500 g	E4		PP, EP		2	
1678	POTASSIUM ARSENITE	6.1	T5	II	6.1	802	500 g	E4		PP, EP		2	
1679	POTASSIUM CUPROCYANIDE	6.1	T5	II	6.1	802	500 g	E4		PP, EP		2	
1680	POTASSIUM CYANIDE, SOLID	6.1	T5	I	6.1	802	0	E5		PP, EP		2	
1683	SILVER ARSENITE	6.1	T5	II	6.1	802	500 g	E4		PP, EP		2	
1684	SILVER CYANIDE	6.1	T5	II	6.1	802	500 g	E4		PP, EP		2	
1685	SODIUM ARSENATE	6.1	T5	II	6.1	802	500 g	E4		PP, EP		2	
1686	SODIUM ARSENITE, AQUEOUS SOLUTION	6.1	T4	II	6.1	43 802	100 ml	E4		PP, EP		2	
1686	SODIUM ARSENITE, AQUEOUS SOLUTION	6.1	T4	III	6.1	43 802	5 L	E1		PP, EP		0	
1687	SODIUM AZIDE	6.1	T5	II	6.1	802	500 g	E4		PP, EP		2	
1688	SODIUM CACODYLATE	6.1	T5	II	6.1	802	500 g	E4		PP, EP		2	
1689	SODIUM CYANIDE, SOLID	6.1	T5	I	6.1	802	0	E5		PP, EP		2	
1690	SODIUM FLUORIDE, SOLID	6.1	T5	III	6.1	802	5 kg	E1	<b>B</b>	PP, EP		0	
1691	STRONTIUM ARSENITE	6.1	T5	II	6.1	802	500 g	E4		PP, EP		2	
1692	STRYCHNINE or STRYCHNINE SALTS	6.1	T2	I	6.1	802	0	E5		PP, EP		2	
1693	TEAR GAS SUBSTANCE, LIQUID, N.O.S.	6.1	T1	I	6.1	274 802	0	E0		PP, EP, TOX, A	VE02	2	
1693	TEAR GAS SUBSTANCE, LIQUID, N.O.S.	6.1	T1	II	6.1	274 802	0	E0		PP, EP, TOX, A	VE02	2	
1694	BROMOBENZYL CYANIDES, LIQUID	6.1	T1	I	6.1	138 302	0	E0		PP, EP, TOX, A	VE02	2	
1695	CHLOROACETONE, STABILIZED	6.1	TfC	I	6.1+3+8 802	354 802	0	E0		PP, EP, EX, TOX, A	VE01, VE02	2	
1697	CHLOROACETOPHENONE, SOLID	6.1	T2	II	6.1	802	0	E0		PP, EP, TOX, A	VE02	2	
1698	DIPHENYLAMINECHLOROARSINE	6.1	T3	I	6.1	802	0	E0		PP, EP, TOX, A	VE02	2	
1699	DIPHENYLCHLOROARSINE, LIQUID	6.1	T3	I	6.1	802	0	E0		PP, EP, TOX, A	VE02	2	
1700	TEAR GAS CANDLES	6.1	Tf3		6.1+4.1 802	802	0	E0		PP, EP		2	
1701	XYLYL BROMIDE, LIQUID	6.1	T1	II	6.1	802	0	E0		PP, EP, TOX, A	VE02	2	
1702	1,1,2,2-TETRACHLOROETHANE	6.1	T1	II	6.1	802	100 ml	E4		PP, EP, TOX, A	VE02	2	
1704	TETRAETHYL DITHIOPHOSPHATE	6.1	T1	II	6.1	43 802	100 ml	E4		PP, EP		2	
1707	THALLIUM COMPOUND, N.O.S.	6.1	T5	II	6.1	43 274 802	500 g	E4		PP, EP		2	
1708	TOLUIDINES, LIQUID	6.1	T1	II	6.1	279 802	100 ml	E4	<b>T</b>	PP, EP, TOX, A	VE02	2	
1709	2,4-TOLYLENEDIAMINE, SOLID	6.1	T2	III	6.1	802	5 kg	E1		PP, EP		0	

Copyright © United Nations, 2019. All rights reserved

UN No. or ID No.	Name and description	Class	Classification Code	Packing group	Labels	Special provisions	Limited and excepted quantities	Carriage permitted	Equipment required	Ventilation	Provisions concerning loading, unloading and carriage	Number of blue cones/ lights	Remarks
	3.1.2	2.2	2.2	2.1.1.3	5.2.2	3.3	3.5.1.2	3.2.1	8.1.5	7.1.6	7.1.6	7.1.5	3.2.1
(1)	TRICHLOROETHYLENE	(30)	(3b)	(4)	(5)	(6)	(7a)	(8)	(9)	(10)	(11)	(12)	(13)
1710		6.1	T1	III	6.1	802	5 L	T	PP, EP, TOX, A	VE02		0	
1711	XYLIDINES, LIQUID	6.1	T1	II	6.1	802	100 ml		PP, EP, TOX, A	VE02		2	
1712	ZINC ARSENATE, ZINC ARSENITE or ZINC ARSENATE AND ZINC ARSENITE MIXTURE	6.1	T5	II	6.1	802	500 g		PP, EP			2	
1713	ZINC CYANIDE	6.1	T5	I	6.1	802	0		PP, EP			2	
1714	ZINC PHOSPHIDE	4.3	WT2	I	4.3+6.1	802	0		PP, EP, EX, TOX, A	VE01, VE02	HA08	2	
1715	ACETIC ANHYDRIDE	8	CF1	II	8+3		1 L	T	PP, EP, EX, A	VE01		1	
1716	ACETYL BROMIDE	8	C3	II	8		1 L		PP, EP			0	
1717	ACETYL CHLORIDE	3	FC	II	3+8		1 L	T	PP, EP, EX, A	VE01		1	
1718	BUTYL ACID PHOSPHATE	8	C3	III	8		5 L	T	PP, EP			0	
1719	CAUSTIC ALKALI LIQUID, N.O.S.	8	C5	II	8	274	1 L	T	PP, EP			0	
1719	CAUSTIC ALKALI LIQUID, N.O.S.	8	C5	III	8	274	5 L	T	PP, EP			0	
1722	ALLYL CHLOROFORMATE	6.1	TFC	I	6.1+3+8	802	0		PP, EP, EX, TOX, A	VE01, VE02		2	
1723	ALLYL IODIDE	3	FC	II	3+8		1 L		PP, EP, EX, A	VE01		1	
1724	ALLYLTRICHLOROSILANE, STABILIZED	8	CF1	II	8+3	386	0		PP, EP, EX, A	VE01		1	
1725	ALUMINIUM BROMIDE, ANHYDROUS	8	C2	II	8	588	1 kg		PP, EP			0	
1726	ALUMINIUM CHLORIDE, ANHYDROUS	8	C2	II	8	588	1 kg		PP, EP			0	
1727	AMMONIUM HYDROGENDIFLUORIDE, SOLID	8	C2	II	8		1 kg		PP, EP			0	
1728	ANYLTRICHLOROSILANE	8	C3	II	8		0		PP, EP			0	
1729	ANISOYL CHLORIDE	8	C4	II	8		1 kg		PP, EP			0	
1730	ANTIMONY PENTACHLORIDE, LIQUID	8	C1	II	8		1 L		PP, EP			0	
1731	ANTIMONY PENTACHLORIDE SOLUTION	8	C1	II	8		1 L		PP, EP			0	
1731	ANTIMONY PENTACHLORIDE SOLUTION	8	C1	III	8		5 L		PP, EP			0	
1732	ANTIMONY PENTAFLUORIDE	8	CT1	II	8+6.1	802	1 L		PP, EP, TOX, A	VE02		2	
1733	ANTIMONY TRICHLORIDE	8	C2	II	8		1 kg		PP, EP			0	
1736	BENZOYL CHLORIDE	8	C3	II	8		1 L		PP, EP			0	
1737	BENZYL BROMIDE	6.1	TC1	II	6.1+8	802	0		PP, EP, TOX, A	VE02		2	
1738	BENZYL CHLORIDE	6.1	TC1	II	6.1+8	802	0	T	PP, EP, TOX, A	VE02		2	
1739	BENZYL CHLOROFORMATE	8	C9	I	8		0		PP, EP			0	
1740	HYDROGENDIFLUORIDES, SOLID, N.O.S.	8	C2	II	8	517	1 kg		PP, EP			0	
1740	HYDROGENDIFLUORIDES, SOLID, N.O.S.	8	C2	III	8	517	5 kg		PP, EP			0	
1741	BORON TRICHLORIDE	2	2TC		2+3+8		0		PP, EP, TOX, A	VE02		2	
1742	BORON TRIFLUORIDE, ACETIC ACID COMPLEX, LIQUID	8	C3	II	8		1 L	T	PP, EP			0	
1743	BORON TRIFLUORIDE PROPIONIC ACID COMPLEX, LIQUID	8	C3	II	8		1 L		PP, EP			0	
1744	BROMINE or BROMINE SOLUTION	8	CT1	I	8+6.1	802	0		PP, EP, TOX, A	VE02		2	

Copyright © United Nations, 2019. All rights reserved

UN No. or ID No.	Name and description	Class	Classi- fication Code	Packing group	Labels	Special provis- ions	Limited and excepted quantities	Carriage permitted	Equipment required	Venti- lation	Provisions concerning loading, unloading and carriage	Number of blue cones/ lights	Remarks
	3.1.2	2.2	2.2	2.1.1.3	5.2.2	3.3	3.4	3.5.1.2	3.2.1	7.1.6	7.1.6	7.1.5	3.2.1
(I)	(2)	(30)	(30)	(4)	(5)	(6)	(7a)	(7b)	(8)	(10)	(11)	(12)	(13)
1745	BROMINE PENTAFLUORIDE	5.1	OTC	I	5.1+6.1+8	802	0	E0	PP, EP, TOX, A	VE02		2	
1746	BROMINE TRIFLUORIDE	5.1	OTC	I	5.1+6.1+8	802	0	E0	PP, EP, TOX, A	VE02		2	
1747	BUTYLTRICHLOROSILANE	8	CFI	II	8+3		0	E0	PP, EP, EX, A	VE01		1	
1748	CALCIUM HYPOCHLORITE, DRY or CALCIUM HYPOCHLORITE MIXTURE, DRY with more than 39% available chlorine (8.8% available oxygen)	5.1	O2	II	5.1	314	1 kg	E2	PP			0	
1748	CALCIUM HYPOCHLORITE, DRY or CALCIUM HYPOCHLORITE MIXTURE, DRY with more than 39% available chlorine (8.8% available oxygen)	5.1	O2	III	5.1	316	5 kg	E1	PP			0	
1749	CHLORINE TRIFLUORIDE	2	2TOC		2.3+5.1+8		0	E0	PP, EP, TOX, A	VE02		2	
1750	CHLOROACETIC ACID SOLUTION	6.1	TC1	II	6.1+8	802	100 ml	E4	PP, EP, TOX, A	VE02		2	
1751	CHLOROACETIC ACID, SOLID	6.1	TC2	II	6.1+8	802	500 g	E4	PP, EP			2	
1752	CHLOROACETYL CHLORIDE	6.1	TC1	I	6.1+8	354 802	0	E0	PP, EP, TOX, A	VE02		2	
1753	CHLOROPHENYL TRICHLOROSILANE	8	C3	II	8		0	E0	PP, EP			0	
1754	CHLOROSULPHONIC ACID (with or without sulphur trioxide)	8	C1	I	8		0	E0	PP, EP			0	
1755	CHROMIC ACID SOLUTION	8	C1	II	8	518	1 L	E2	PP, EP			0	
1755	CHROMIC ACID SOLUTION	8	C1	III	8	518	5 L	E1	PP, EP			0	
1756	CHROMIC FLUORIDE, SOLID	8	C2	II	8		1 kg	E2	PP, EP			0	
1757	CHROMIC FLUORIDE SOLUTION	8	C1	II	8		1 L	E2	PP, EP			0	
1757	CHROMIC FLUORIDE SOLUTION	8	C1	III	8		5 L	E1	PP, EP			0	
1758	CHROMIUM OXYCHLORIDE	8	C1	I	8		0	E0	PP, EP			0	
1759	CORROSIVE SOLID, N.O.S.	8	C10	I	8	274	0	E0	PP, EP			0	
1759	CORROSIVE SOLID, N.O.S.	8	C10	II	8	274	1 kg	E2	PP, EP			0	
1759	CORROSIVE SOLID, N.O.S.	8	C10	III	8	274	5 kg	E1	PP, EP			0	
1760	CORROSIVE LIQUID, N.O.S.	8	C9	I	8	274	0	E0	PP, EP			0	
1760	CORROSIVE LIQUID, N.O.S.	8	C9	II	8	274	1 L	E2	PP, EP			0	
1760	CORROSIVE LIQUID, N.O.S.	8	C9	III	8	274	5 L	E1	PP, EP			0	
1761	CUPRIETHYLENEDIAMINE SOLUTION	8	CT1	II	8+6.1	802	1 L	E2	PP, EP, A			2	
1761	CUPRIETHYLENEDIAMINE SOLUTION	8	CT1	III	8+6.1	802	5 L	E1	PP, EP, A			0	
1762	CYCLOHEXYL TRICHLOROSILANE	8	C3	II	8		0	E0	PP, EP			0	
1763	CYCLOHEXYL TRICHLOROSILANE	8	C3	II	8		0	E0	PP, EP			0	
1764	DICHLOROACETIC ACID	8	C3	II	8		1 L	E2	PP, EP			0	
1765	DICHLOROACETYL CHLORIDE	8	C3	II	8		1 L	E2	PP, EP			0	
1766	DICHLOROPHENYL TRICHLOROSILANE	8	C3	II	8		0	E0	PP, EP			0	
1767	DIETHYL DICHLOROSILANE	8	CF1	II	8+3		0	E0	PP, EP, EX, A	VE01		1	
1768	DIFLUOROPHOSPHORIC ACID, ANHYDROUS	8	C1	II	8		1 L	E2	PP, EP			0	
1769	DIPHENYLDICHLOROSILANE	8	C3	II	8		0	E0	PP, EP			0	
1770	DIPHENYLMETHYL BROMIDE	8	C10	II	8		1 kg	E2	PP, EP			0	
1771	DODECYLTRICHLOROSILANE	8	C3	I	8		0	E0	PP, EP			0	
1773	FERRIC CHLORIDE, ANHYDROUS	8	C2	III	8	590	5 kg	E1	PP, EP			0	
1774	FIRE EXTINGUISHER CHARGES, corrosive liquid	8	C11	II	8		1 L	E0	PP, EP			0	
1775	FLUOROBORIC ACID	8	C1	II	8		1 L	E2	PP, EP			0	
1776	FLUOROPHOSPHORIC ACID, ANHYDROUS	8	C1	II	8		1 L	E2	PP, EP			0	

Copyright © United Nations, 2019. All rights reserved

UN No. or ID No.	Name and description	Class	Classi- fication Code	Packing group	Labels	Special provis- ions	Limited and excepted quantities	Carriage permitted	Equipment required	Venti- lation	Provisions concerning loading, unloading and carriage	Number of blue cones/ lights	Remarks
	3.1.2	2.2	2.2	2.1.1.3	5.2.2	3.3	3.4	3.5.1.2	3.2.1	8.1.5	7.1.6	7.1.5	3.2.1
(1)		(30)	(3b)	(4)	(5)	(6)	(7a)	(7b)	(8)	(9)	(10)	(12)	(13)
1777	FLUOROSULPHONIC ACID	8	C1	I	8		0	E0		PP, EP		0	
1778	FLUOROSILICIC ACID	8	C1	II	8		1 L	E2	T	PP, EP		0	
1779	FORMIC ACID with more than 85% acid by mass	8	CF1	II	8+3		1 L	E2	T	PP, EP, EX, A	VE01	1	
1780	FUMARYL CHLORIDE	8	C3	II	8		1 L	E2	T	PP, EP		0	
1781	HEXADECYLTRICHLOROSILANE	8	C3	II	8		0	E0		PP, EP		0	
1782	HEXAFLUOROPHOSPHORIC ACID	8	C1	II	8		1 L	E2		PP, EP		0	
1783	HEXAMETHYLENEDIAMINE SOLUTION	8	C7	II	8		1 L	E2	T	PP, EP		0	
1784	HEXAMETHYLENEDIAMINE SOLUTION	8	C7	III	8		5 L	E1	T	PP, EP		0	
1784	HEXYLTRICHLOROSILANE	8	C3	II	8		0	E0		PP, EP		0	
1786	HYDROFLUORIC ACID AND SULPHURIC ACID MIXTURE	8	CT1	I	8+6.1	802	0	E0		PP, EP, TOX, A	VE02	2	
1787	HYDRIOIC ACID	8	C1	II	8		1 L	E2		PP, EP		0	
1787	HYDRIOIC ACID	8	C1	III	8		5 L	E1		PP, EP		0	
1788	HYDROBROMIC ACID	8	C1	II	8	519	1 L	E2		PP, EP		0	
1788	HYDROBROMIC ACID	8	C1	III	8	519	5 L	E1		PP, EP		0	
1789	HYDROCHLORIC ACID	8	C1	II	8	520	1 L	E2	T	PP, EP		0	
1789	HYDROCHLORIC ACID	8	C1	III	8	520	5 L	E1	T	PP, EP		0	
1790	HYDROFLUORIC ACID with more than 85% hydrofluoric acid	8	CT1	I	8+6.1	6401	0	E0		PP, EP, TOX, A	VE02	2	
1790	HYDROFLUORIC ACID with more than 60% but not more than 85% hydrofluoric acid	8	CT1	I	8+6.1	6402	0	E0		PP, EP, TOX, A	VE02	2	
1790	HYDROFLUORIC ACID with not more than 60% hydrofluoric acid	8	CT1	II	8+6.1	802	1 L	E2		PP, EP, TOX, A	VE02	2	
1791	HYPOCHLORITE SOLUTION	8	C9	II	8	521	1 L	E2		PP, EP		0	
1791	HYPOCHLORITE SOLUTION	8	C9	III	8	521	5 L	E1		PP, EP		0	
1792	IODINE MONOCHLORIDE, SOLID	8	C2	II	8		1 kg	E0		PP, EP		0	
1793	ISOPROPYL ACID PHOSPHATE	8	C3	III	8		5 L	E1		PP, EP		0	
1794	LEAD SULPHATE with more than 3% free acid	8	C2	II	8	591	1 kg	E2		PP, EP		0	
1796	NITRATING ACID MIXTURE with more than 50% nitric acid	8	CO1	I	8+5.1		0	E0		PP, EP		0	
1796	NITRATING ACID MIXTURE with not more than 50% nitric acid	8	C1	II	8		1 L	E0		PP, EP		0	
1798	NITROHYDROCHLORIC ACID	8	CO1										
1799	NONYLTRICHLOROSILANE	8	C3	II	8		0	E0		PP, EP		0	
1800	OCTADECYLTRICHLOROSILANE	8	C3	II	8		0	E0		PP, EP		0	
1801	OCTYLTRICHLOROSILANE	8	C3	II	8		0	E0		PP, EP		0	
1802	PERCHLORIC ACID with not more than 50% acid, by mass	8	CO1	II	8+5.1	522	1 L	E0		PP, EP		0	
1803	PHENOL SULPHONIC ACID, LIQUID	8	C3	II	8		1 L	E2		PP, EP		0	
1804	PHENYLTRICHLOROSILANE	8	C3	II	8		0	E0		PP, EP		0	
1805	PHOSPHORIC ACID, SOLUTION	8	C1	III	8		5 L	E1	T	PP, EP		0	
1806	PHOSPHORUS PENTACHLORIDE	8	C2	II	8		1 kg	E0		PP, EP		0	
1807	PHOSPHORUS PENTOXIDE	8	C2	II	8		1 kg	E2		PP, EP		0	
1808	PHOSPHORUS TRIBROMIDE	8	C1	II	8		1 L	E0		PP, EP		0	
1809	PHOSPHORUS TRICHLORIDE	6.1	TC3	I	6.1+8	354	0	E0		PP, EP, TOX, A	VE02	2	
1810	PHOSPHORUS OXYCHLORIDE	6.1	TC3	I	6.1+8	354	0	E0		PP, EP, TOX, A	VE02	2	
1811	POTASSIUM HYDROGENDIFLUORIDE, SOLID	8	CT2	II	8+6.1	802	1 kg	E2		PP, EP		2	
1812	POTASSIUM FLUORIDE, SOLID	6.1	T5	III	6.1	802	5 kg	E1	B	PP, EP		0	

UN No. or ID No.	Name and description	Class	Classi- fication Code	Packing group	Labels	Special provis- ions	Limited and excepted quantities	Carriage permitted	Equipment required	Venti- lation	Provisions concerning loading, unloading and carriage	Number of blue cones/ lights	Remarks
	3.1.2	2.2	2.2	2.1.1.3	5.2.2	3.3	3.4	3.5.1.2	3.2.1	8.1.5	7.1.6	7.1.5	3.2.1
(1)	(2)	(3a)	(3b)	(4)	(5)	(6)	(7a)	(7b)	(8)	(9)	(10)	(12)	(13)
1813	POTASSIUM HYDROXIDE, SOLID	8	C6	II	8		1 kg	E2		PP, EP		0	
1814	POTASSIUM HYDROXIDE SOLUTION	8	C5	III	8		1 L	E2	T	PP, EP		0	
1814	POTASSIUM HYDROXIDE SOLUTION	8	C5	III	8		5 L	E1	T	PP, EP		0	
1815	PROPIONYL CHLORIDE	3	FC	II	3+8		1 L	E2		PP, EP, EX, A	VE01	1	
1816	PROPYL TRICHLOROSILANE	8	CFI	II	8+3		0	E0		PP, EP, EX, A	VE01	1	
1817	PROSULPHURYL CHLORIDE	8	C1	II	8		1 L	E2		PP, EP		0	
1818	SILICON TETRACHLORIDE	8	C1	II	8		0	E0		PP, EP		0	
1819	SODIUM ALUMINATE SOLUTION	8	C5	II	8		1 L	E2		PP, EP		0	
1819	SODIUM ALUMINATE SOLUTION	8	C5	III	8		5 L	E1		PP, EP		0	
1823	SODIUM HYDROXIDE, SOLID	8	C6	II	8		1 kg	E2	T	PP, EP		0	
1824	SODIUM HYDROXIDE SOLUTION	8	C5	II	8		1 L	E2	T	PP, EP		0	
1824	SODIUM HYDROXIDE SOLUTION	8	C5	III	8		5 L	E1	T	PP, EP		0	
1825	SODIUM MONOXIDE	8	C6	II	8		1 kg	E2		PP, EP		0	
1826	NITRATING ACID MIXTURE, SPENT, with more than 50% nitric acid	8	CO1	I	8+5.1	113	0	E0		PP, EP		0	
1826	NITRATING ACID MIXTURE, SPENT, with not more than 50% nitric acid	8	C1	II	8	113	1 L	E0		PP, EP		0	
1827	STANNIC CHLORIDE, ANHYDROUS	8	C1	II	8		1 L	E2		PP, EP		0	
1828	SULPHUR CHLORIDES	8	C1	I	8		0	E0		PP, EP		0	
1829	SULPHUR TRIOXIDE, STABILIZED	8	C1	I	8	386	0	E0		PP, EP		0	
1830	SULPHURIC ACID with more than 51% acid	8	C1	II	8	623	1 L	E2	T	PP, EP		0	
1831	SULPHURIC ACID, FUMING	8	CT1	I	8+6.1	802	0	E0	T	PP, EP, TOX, A	VE02	2	
1832	SULPHURIC ACID, SPENT	8	C1	II	8	113	1 L	E0	T	PP, EP		0	
1833	SULPHUROUS ACID	8	C1	II	8		1 L	E2		PP, EP		0	
1834	SULPHURYL CHLORIDE	6.1	TC3	I	6.1+8	354	0	E0		PP, EP, TOX, A	VE02	2	
1835	TETRAMETHYL AMMONIUM HYDROXIDE, SOLUTION	8	C7	II	8		1 L	E2		PP, EP		0	
1835	TETRAMETHYL AMMONIUM HYDROXIDE SOLUTION	8	C7	III	8		5 L	E1		PP, EP		0	
1836	THIONYL CHLORIDE	8	C1	I	8		0	E0		PP, EP		0	
1837	THIOPHOSPHORYL CHLORIDE	8	C1	II	8		1 L	E0		PP, EP		0	
1838	TITANIUM TETRACHLORIDE	6.1	TC3	I	6.1+8	354	0	E0		PP, EP, TOX, A	VE02	2	
1839	TRICHLOROACETIC ACID	8	C4	II	8		1 kg	E2		PP, EP		0	
1840	ZINC CHLORIDE SOLUTION	8	C1	III	8		5 L	E1		PP, EP		0	
1841	ACETALDEHYDE AMMONIA	9	M11	III	9		5 kg	E1		PP		0	
1843	AMMONIUM DINITRO- $\alpha$ -CRESOLATE, SOLID	6.1	T2	II	6.1	802	500 g	E4		PP, EP		2	
1845	Carbon dioxide, solid (Dry Ice)	9	M11										
1846	CARBON TETRACHLORIDE	6.1	T1	II	6.1	802	100 ml	E4	T	PP, EP, TOX, A	VE02	2	
1847	POTASSIUM SULPHIDE, HYDRATED with not less than 30% water of crystallization	8	C6	II	8	523	1 kg	E2		PP, EP		0	
1848	PROPIONIC ACID with not less than 10% and less than 90% acid by mass	8	C3	III	8		5 L	E1	T	PP, EP		0	
1849	SODIUM SULPHIDE, HYDRATED with not less than 30% water	8	C6	II	8	523	1 kg	E2		PP, EP		0	

UN No. or ID No.	Name and description	Class	Classi- fication Code	Packing group	Labels	Special provis- ions	Limited and excepted quantities	Carriage permitted	Equipment required	Venti- lation	Provisions concerning loading, unloading and carriage	Number of blue cones/ lights	Remarks
	3.1.2	2.2	2.2	2.1.1.3	5.2.2	3.3	3.4	3.5.1.2	3.2.1	8.1.5	7.1.6	7.1.5	3.2.1
	(2)	(30)	(3b)	(4)	(5)	(6)	(7a)	(7b)	(8)	(9)	(10)	(12)	(13)
1851	MEDICINE, LIQUID, TOXIC, N.O.S.	6.1	T1	II	6.1	221 601 802	100 ml	E4		PP, EP, TOX, A		2	
1851	MEDICINE, LIQUID, TOXIC, N.O.S.	6.1	T1	III	6.1	221 601 802	5 L	E1		PP, EP, TOX, A		0	
1854	BARIUM ALLOYS, PYROPHORIC	4.2	S4	I	4.2		0	E0		PP		0	
1855	CALCIUM, PYROPHORIC or CALCIUM ALLOYS, PYROPHORIC	4.2	S4	I	4.2		0	E0		PP		0	
1856	Rags, oily	4.2	S2										
1857	Textile waste, wet	4.2	S2										
1858	HEXAFLUOROPROPYLENE (REFRIGERANT GAS R 1216)	2	2A		2.2	662	120 ml	E1		PP		0	
1859	SILICON TETRAFLORIDE	2	2TC		2.3+8		0	E0		PP, EP, TOX, A		2	
1860	VINYL FLUORIDE, STABILIZED	2	2F		2.1	386	0	E0		PP, EX, A		1	
1862	ETHYL CROTONATE	3	F1	II	3	662	1 L	E2		PP, EX, A		1	
1863	FUEL, AVIATION, TURBINE ENGINE	3	F1	I	3		500 ml	E3	T	PP, EX, A		1	
1863	FUEL, AVIATION, TURBINE ENGINE (vapour pressure at 50 °C more than 110 kPa)	3	F1	II	3	640C	1 L	E2	T	PP, EX, A		1	
1863	FUEL, AVIATION, TURBINE ENGINE (vapour pressure at 50 °C not more than 110 kPa)	3	F1	III	3	640D	1 L	E2	T	PP, EX, A		1	
1863	FUEL, AVIATION, TURBINE ENGINE	3	F1	III	3		5 L	E1	T	PP, EX, A		0	
1866	RESIN SOLUTION, flammable	3	F1	I	3		500 ml	E3		PP, EX, A		1	
1866	RESIN SOLUTION, flammable (vapour pressure at 50 °C more than 110 kPa)	3	F1	II	3	640C	5 L	E2		PP, EX, A		1	
1866	RESIN SOLUTION, flammable (vapour pressure at 50 °C not more than 110 kPa)	3	F1	II	3	640D	5 L	E2		PP, EX, A		1	
1866	RESIN SOLUTION, flammable	3	F1	III	3		5 L	E1		PP, EX, A		0	
1866	RESIN SOLUTION, flammable (having a flash-point below 23 °C and viscous according to 2.2.3.1.4) (vapour pressure at 50 °C more than 110 kPa)	3	F1	III	3		5 L	E1		PP, EX, A		0	
1866	RESIN SOLUTION, flammable (having a flash-point below 23 °C and viscous according to 2.2.3.1.4) (vapour pressure at 50 °C not more than 110 kPa)	3	F1	III	3		5 L	E1		PP, EX, A		0	
1868	DECABORANE	4.1	FT2	II	4.1+6.1	802	1 kg	E0		PP, EP		2	
1869	MAGNESIUM or MAGNESIUM ALLOYS with more than 50% magnesium in pellets, turnings or ribbons	4.1	F3	III	4.1	59	5 kg	E1		PP		0	
1870	POTASSIUM BOROXYDRIDE	4.3	W2	I	4.3		0	E0		PP, EX, A	HA08	0	
1871	TITANIUM HYDRIDE	4.1	F3	II	4.1		1 kg	E2		PP		1	
1872	LEAD DIOXIDE	5.1	OT2	III	5.1+6.1	802	5 kg	E1		PP, EP		0	
1873	PERCHLORIC ACID with more than 50% but not more than 72% acid, by mass	5.1	OC1	I	5.1+8	60	0	E0		PP, EP		0	
1884	BARIUM OXIDE	6.1	T5	III	6.1	802	5 kg	E1		PP, EP		0	
1885	BENZIDINE	6.1	T2	II	6.1	802	500 g	E4		PP, EP		2	
1886	BENZYLIDENE CHLORIDE	6.1	T1	II	6.1	802	100 ml	E4		PP, EP, TOX, A		2	
1887	BROMOCHLOROMETHANE	6.1	T1	III	6.1	802	5 L	E1		PP, EP, TOX, A		0	



Copyright © United Nations, 2019. All rights reserved

UN No. or ID No.	Name and description	Class	Classi- fication Code	Packing group	Labels	Special provis- ions	Limited and excepted quantities	Carriage permitted	Equipment required	Venti- lation	Provisions concerning loading, unloading and carriage	Number of blue cones/ lights	Remarks
	3.1.2	2.2	2.2	2.1.1.3	5.2.2	3.3	3.4	3.5.1.2	3.2.1	8.1.5	7.1.6	7.1.5	3.2.1
(I)	(2)	(30)	(3b)	(4)	(5)	(6)	(7a)	(7b)	(8)	(9)	(10)	(12)	(13)
1888	CHLOROFORM	6.1	T1	III	6.1	802	5 L	E1	T	PP, EP, TOX, A		0	
1889	CYANOGEN BROMIDE	6.1	TC2	I	6.1+8	802	0	E0		PP, EP		2	
1891	ETHYL BROMIDE	6.1	T1	II	6.1	802	100 ml	E4		PP, EP, TOX, A		2	
1892	ETHYLCHLOROARSINE	6.1	T3	I	6.1	354 802	0	E0		PP, EP, TOX, A		2	
1894	PHENYL MERCURIC HYDROXIDE	6.1	T3	II	6.1	802	500 g	E4		PP, EP, TOX, A		2	
1895	PHENYL MERCURIC NITRATE	6.1	T3	II	6.1	802	500 g	E4		PP, EP, TOX, A		2	
1897	TETRACHLOROETHYLENE	6.1	T1	III	6.1	802	5 L	E1	T	PP, EP, TOX, A		0	
1898	ACETYL IODIDE	8	C3	II	8		1 L	E2		PP, EP		0	
1902	DISOCTYL ACID PHOSPHATE	8	C3	III	8		5 L	E1		PP, EP		0	
1903	DISINFECTANT, LIQUID, CORROSIVE, N.O.S.	8	C9	I	8	274	0	E0		PP, EP		0	
1903	DISINFECTANT, LIQUID, CORROSIVE, N.O.S.	8	C9	II	8	274	1 L	E2		PP, EP		0	
1903	DISINFECTANT, LIQUID, CORROSIVE, N.O.S.	8	C9	III	8	274	5 L	E1		PP, EP		0	
1905	SELENIC ACID	8	C2	I	8		0	E0		PP, EP		0	
1906	SLUDGE/ACID	8	C1	II	8		1 L	E0		PP, EP		0	
1907	SODA LIME with more than 4% sodium hydroxide	8	C6	III	8	62	5 kg	E1		PP, EP		0	
1908	CHLORITE SOLUTION	8	C9	II	8	521	1 L	E2		PP, EP		0	
1910	Calcium oxide	8	C9	III	8	521	5 L	E1		PP, EP		0	
1910	Calcium oxide	8	C6										
1911	DIBORANE	2	2TF		2,3+2.1		0	E0		PP, EP, EX, TOX, A		2	
1912	METHYL CHLORIDE AND METHYLENE CHLORIDE MIXTURE	2	2F		2.1	228	0	E0	T	PP, EX, A		1	
1913	NEON, REFRIGERATED LIQUID	2	3A		2.2	593	120 ml	E1		PP		0	
1914	BUTYL PROPIONATES	3	F1	III	3		5 L	E1		PP, EX, A		0	
1915	CYCLOHEXANONE	3	F1	III	3		5 L	E1	T	PP, EX, A		0	
1916	2,2-DICHLORODIETHYL ETHER	6.1	TF1	II	6.1+3	802	100 ml	E4		PP, EP, EX, TOX, A		2	
1917	ETHYL ACRYLATE, STABILIZED	3	F1	II	3	386	1 L	E2	T	PP, EX, A		1	
1918	ISOPROPYLBENZENE	3	F1	III	3		5 L	E1		PP, EX, A		0	
1919	METHYL ACRYLATE, STABILIZED	3	F1	II	3	386	1 L	E2	T	PP, EX, A		1	
1920	NONANES	3	F1	III	3		5 L	E1	T	PP, EX, A		0	
1921	PROPYLENIMINE, STABILIZED	3	FT1	I	3+6.1	386	0	E0		PP, EP, EX, TOX, A		2	
1922	PYRROLIDINE	3	FC	II	3+8	802	1 L	E2	T	PP, EP, EX, A		1	
1923	CALCIUM DITHIONITE /CALCIUM HYDROSULPHITE)	4.2	S4	II	4.2		0	E2		PP		0	
1928	METHYL MAGNESIUM BROMIDE IN ETHYL ETHER	4.3	WF1	I	4.3+3		0	E0		PP, EX, A	HA08	1	
1929	POTASSIUM DITHIONITE (POTASSIUM HYDROSULPHITE)	4.2	S4	II	4.2		0	E2		PP		0	
1931	ZINC DITHIONITE (ZINC HYDROSULPHITE)	9	M11	III	9		5 kg	E1		PP		0	
1932	ZIRCONIUM SCRAP	4.2	S4	III	4.2	524	0	E0		PP		0	
						592							

NOT SUBJECT TO ADN

Copyright © United Nations, 2019. All rights reserved

UN No. or ID No.	Name and description	Class	Classi- fication Code	Packing group	Labels	Special provis- ions	Limited and excepted quantities	Carriage permitted	Equipment required	Venti- lation	Provisions concerning loading, unloading and carriage	Number of blue cones/ lights	Remarks
	3.1.2	2.2	2.2	2.1.1.3	5.2.2	3.3	3.4	3.5.1.2	3.2.1	8.1.5	7.1.6	7.1.5	3.2.1
(I)	(2)	(3b)	(3b)	(4)	(5)	(6)	(7a)	(7b)	(8)	(9)	(10)	(12)	(13)
1935	CYANIDE SOLUTION, N.O.S.	6.1	T4	I	6.1	274 525 802	0	E5		PP, EP, TOX, A	VE02	2	
1935	CYANIDE SOLUTION, N.O.S.	6.1	T4	II	6.1	274 525 802	100 ml	E4		PP, EP, TOX, A	VE02	2	
1935	CYANIDE SOLUTION, N.O.S.	6.1	T4	III	6.1	274 525 802	5 L	E1		PP, EP, TOX, A	VE02	0	
1938	BROMOACETIC ACID, SOLUTION	8	C3	II	8		1 L	E2		PP, EP		0	
1938	BROMOACETIC ACID SOLUTION	8	C3	III	8		5 L	E1		PP, EP		0	
1939	PHOSPHORUS OXYBROMIDE	8	C2	II	8		1 kg	E0		PP, EP		0	
1940	THIOGLYCOLIC ACID	8	C3	II	8		1 L	E2		PP, EP		0	
1941	DIBROMODIFLUOROMETHANE	9	M11	III	9		5 L	E1		PP		0	
1942	AMMONIUM NITRATE with not more than 0.2% combustible substances, including any organic substance calculated as carbon, to the exclusion of any other added substance	5.1	O2	III	5.1	306 611	5 kg	E1	B	PP	ST01, CO02, LO04	0	CO02 and HA09 apply only when this substance is carried in bulk or without packaging
1944	MATCHES, SAFETY (book card or strike on box)	4.1	F1	III	4.1	293	5 kg	E1		PP		0	
1945	MATCHES, WAX 'VESTA'	4.1	F1	III	4.1	293	5 kg	E1		PP		0	
1950	AEROSOLS, asphyxiant	2	5A		2.2	190 327 344 625	1 L	E0		PP	VE04	0	
1950	AEROSOLS, corrosive	2	5C		2.2+8	190 327 344 625	1 L	E0		PP, EP	VE04	0	
1950	AEROSOLS, corrosive, oxidizing	2	5CO		2.2+5.1+8	190 327 344 625	1 L	E0		PP, EP	VE04	0	
1950	AEROSOLS, flammable	2	5F		2.1	190 327 344 625	1 L	E0		PP, EX, A	VE01, VE04	1	
1950	AEROSOLS, flammable, corrosive	2	5FC		2.1+8	190 327 344 625	1 L	E0		PP, EP, EX, A	VE01, VE04	1	
1950	AEROSOLS, oxidizing	2	5O		2.2+5.1	190 327 344 625	1 L	E0		PP	VE04	0	
1950	AEROSOLS, toxic	2	5T		2.2+6.1	190 327 344 625	120 ml	E0		PP, EP, TOX, A	VE02, VE04	2	

Copyright © United Nations, 2019. All rights reserved

UN No. or ID No.	Name and description	Class	Classi- fication Code	Packing group	Labels	Special provis- ions	Limited and excepted quantities	Carriage permitted	Equipment required	Venti- lation	Provisions concerning loading, unloading and carriage	Number of blue cones/ lights	Remarks
	3.1.2	2.2	2.2	2.1.1.3	5.2.2	3.3	3.4	3.5.1.2	8.1.5	7.1.6	7.1.6	7.1.5	3.2.1
	(2)	(30)	(30)	(4)	(5)	(6)	(7a)	(7b)	(9)	(10)	(11)	(12)	(13)
1950	AEROSOLS, toxic, corrosive	2	5TC		2.2+6.1+8	190 327 344 625	120 ml	E0	PP, EP, TOX, A	VE02, VE04		2	
1950	AEROSOLS, toxic, flammable	2	5TF		2.1+6.1	190 327 344 625	120 ml	E0	PP, EP, EX, TOX, A	VE01, VE02, VE04		2	
1950	AEROSOLS, toxic, flammable, corrosive	2	5TFC		2.1+6.1+8	190 327 344 625	120 ml	E0	PP, EP, EX, TOX, A	VE01, VE02		2	
1950	AEROSOLS, toxic, oxidizing	2	5TO		2.2+5.1+6.1	190 327 344 625	120 ml	E0	PP, EP, TOX, A	VE02, VE04		2	
1950	AEROSOLS, toxic, oxidizing, corrosive	2	5TOC		2.2+5.1+6.1 +8	190 327 344 625	120 ml	E0	PP, EP, TOX, A	VE02, VE04		2	
1951	ARGON, REFRIGERATED LIQUID	2	3A		2.2	593	120 ml	E1	PP			0	
1952	ETHYLENE OXIDE AND CARBON DIOXIDE MIXTURE with not more than 9% ethylene oxide	2	2A		2.2	660	120 ml	E1	PP			0	
1953	COMPRESSED GAS, TOXIC, FLAMMABLE, N.O.S.	2	1TF		2.3+2.1	274	0	E0	PP, EP, EX, TOX, A	VE01, VE02		2	
1954	COMPRESSED GAS, FLAMMABLE, N.O.S.	2	1F		2.1	274 392	0	E0	PP, EX, A	VE01		1	
1955	COMPRESSED GAS, TOXIC, N.O.S.	2	1T		2.3	274	0	E0	PP, EP, TOX, A	VE02		2	
1956	COMPRESSED GAS, N.O.S.	2	1A		2.2	274 378 655 660 662	120 ml	E1	PP			0	
1957	DEUTERIUM, COMPRESSED	2	1F		2.1	662	0	E0	PP, EX, A	VE01		1	
1958	1,2-DICHLORO-1,1,2,2-TETRAFLUOROETHANE (REFRIGERANT GAS R 114)	2	2A		2.2	662	120 ml	E1	PP			0	
1959	1,1-DIFLUOROETHYLENE (REFRIGERANT GAS R 1132a)	2	2F		2.1	662	0	E0	PP, EX, A	VE01		1	
1961	ETHANE, REFRIGERATED LIQUID	2	3F		2.1		0	E0	PP, EX, A	VE01		1	
1962	ETHYLENE	2	2F		2.1	662	0	E0	PP, EX, A	VE01		1	
1963	HELIUM, REFRIGERATED LIQUID	2	3A		2.2	593	120 ml	E1	PP			0	
1964	HYDROCARBON GAS MIXTURE, COMPRESSED, N.O.S.	2	1F		2.1	274 662	0	E0	PP, EX, A	VE01		1	
1965	HYDROCARBON GAS MIXTURE, LIQUEFIED, N.O.S. such as mixtures A, A01, A02, A0, A1, B1, B2, B or C	2	2F		2.1	274 392 583 662 674	0	E0	PP, EX, A	VE01		1	
1966	HYDROGEN, REFRIGERATED LIQUID	2	3F		2.1		0	E0	PP, EX, A	VE01		1	

Copyright © United Nations, 2019. All rights reserved

UN No. or ID No.	Name and description	Class	Classi- fication Code	Packing group	Labels	Special provis- ions	Limited and excepted quantities	Carriage permitted	Equipment required	Venti- lation	Provisions concerning loading, unloading and carriage	Number of blue cones/ lights	Remarks
	3.1.2	2.2	2.2	2.1.1.3	5.2.2	3.3	3.4	3.5.1.2	8.1.5	7.1.6	7.1.6	7.1.5	3.2.1
(1)		(30)	(3b)	(4)	(5)	(6)	(7a)	(7b)	(9)	(10)	(11)	(12)	(13)
1967	INSECTICIDE GAS, TOXIC; N.O.S.	2	2F		2.3	274	0	E0	PP, EP, TOX, A	VE02		2	
1968	INSECTICIDE GAS, N.O.S.	2	2A		2.2	274	120 ml	E1	PP			0	
1969	ISOBUTANE	2	2F		2.1	392 662 662 674	0	E0	PP, EX, A	VE01		1	
1970	KRYPTON, REFRIGERATED LIQUID	2	3A		2.2	593	120 ml	E1	PP			0	
1971	METHANE, COMPRESSED or NATURAL GAS, COMPRESSED with high methane content	2	1F		2.1	392 662	0	E0	PP, EX, A	VE01		1	
1972	METHANE, REFRIGERATED LIQUID or NATURAL GAS, REFRIGERATED LIQUID with high methane content	2	3F		2.1	392	0	E0	PP, EX, A	VE01		1	
1973	CHLORODIFLUOROMETHANE AND CHLOROPENTAFLUOROETHANE MIXTURE with fixed boiling point, with approximately 49% chlorodifluoromethane (REFRIGERANT GAS R 502)	2	2A		2.2	662	120 ml	E1	PP			0	
1974	CHLORODIFLUOROBROMOMETHANE (REFRIGERANT GAS R 12B1)	2	2A		2.2	662	120 ml	E1	PP			0	
1975	NITRIC OXIDE AND DINITROGEN TETROXIDE MIXTURE (NITRIC OXIDE AND NITROGEN DIOXIDE MIXTURE)	2	2TOC		2.3+5.1+8		0	E0	PP, EP, TOX, A	VE02		2	
1976	OCTAFLUOROCYCLOBUTANE (REFRIGERANT GAS RC 318)	2	2A		2.2	662	120 ml	E1	PP			0	
1977	NITROGEN, REFRIGERATED LIQUID	2	3A		2.2	345 346 593	120 ml	E1	PP			0	
1978	PROPANE	2	2F		2.1	392 657 662 674	0	E0	PP, EX, A	VE01		1	
1982	TETRAFLUOROMETHANE (REFRIGERANT GAS R 14)	2	2A		2.2	662	120 ml	E1	PP			0	
1983	1-CHLORO-2,2,2-TRIFLUOROETHANE (REFRIGERANT GAS R 133a)	2	2A		2.2	662	120 ml	E1	PP			0	
1984	TRIFLUOROMETHANE (REFRIGERANT GAS R 23)	2	2A		2.2	662	120 ml	E1	PP			0	
1986	ALCOHOLS, FLAMMABLE, TOXIC, N.O.S.	3	FT1	I	3+6.1	274 802	0	E0	PP, EP, EX, TOX, A	VE01, VE02		2	
1986	ALCOHOLS, FLAMMABLE, TOXIC, N.O.S.	3	FT1	II	3+6.1	274	1 L	E2	PP, EP, EX, TOX, A	VE01		2	
1986	ALCOHOLS, FLAMMABLE, TOXIC, N.O.S.	3	FT1	III	3+6.1	274 802	5 L	E1	PP, EP, EX, TOX, A	VE01, VE02		0	
1987	ALCOHOLS, N.O.S. (vapour pressure at 50 °C more than 110 kPa)	3	F1	II	3	274 601	1 L	E2	PP, EX, A	VE01		1	
1987	ALCOHOLS, N.O.S. (vapour pressure at 50 °C not more than 110 kPa)	3	F1	II	3	274 601 640D	1 L	E2	PP, EX, A	VE01		1	

Copyright © United Nations, 2019. All rights reserved

UN No. or ID No.	Name and description	Class	Classi- fication Code	Packing group	Labels	Special provis- ions	Limited and excepted quantities	Carriage permitted	Equipment required	Venti- lation	Provisions concerning loading, unloading and carriage	Number of blue cones/ lights	Remarks
	3.1.2	2.2	2.2	2.1.1.3	5.2.2	3.3	3.4	3.5.1.2	8.1.5	7.1.6	7.1.6	7.1.5	3.2.1
(1)	ALCOHOLS, N.O.S.	(30)	(3b)	(4)	(5)	(6)	(7a)	(7b)	(9)	(10)	(11)	(12)	(13)
1987	ALCOHOLS, N.O.S.	3	FI	III	3	274	5 L	E1	PP, EX, A	VE01		0	
1988	ALDEHYDES, FLAMMABLE, TOXIC, N.O.S.	3	FT1	I	3+6.1	274	0	E0	PP, EP, EX, TOX, A	VE01, VE02		2	
1988	ALDEHYDES, FLAMMABLE, TOXIC, N.O.S.	3	FT1	II	3+6.1	274	1 L	E2	PP, EP, EX, TOX, A	VE01, VE02		2	
1988	ALDEHYDES, FLAMMABLE, TOXIC, N.O.S.	3	FT1	III	3+6.1	274	5 L	E1	PP, EP, EX, TOX, A	VE01, VE02		0	
1989	ALDEHYDES, N.O.S.	3	FI	I	3	274	0	E3	PP, EX, A	VE01		1	
1989	ALDEHYDES, N.O.S. (vapour pressure at 50 °C more than 110 kPa)	3	FI	II	3	274	1 L	E2	PP, EX, A	VE01		1	
1989	ALDEHYDES, N.O.S. (vapour pressure at 50 °C not more than 110 kPa)	3	FI	II	3	274	1 L	E2	PP, EX, A	VE01		1	
1989	ALDEHYDES, N.O.S.	3	FI	III	3	274	5 L	E1	PP, EX, A	VE01		0	
1990	BENZALDEHYDE	9	M11	III	9	386	0	E0	PP, EP, EX, TOX, A	VE01, VE02		2	
1991	CHLOROPRENE, STABILIZED	3	FT1	I	3+6.1	802	0	E0	PP, EP, EX, TOX, A	VE01, VE02		2	
1992	FLAMMABLE LIQUID, TOXIC, N.O.S.	3	FT1	I	3+6.1	274	0	E0	PP, EP, EX, TOX, A	VE01, VE02		2	
1992	FLAMMABLE LIQUID, TOXIC, N.O.S.	3	FT1	II	3+6.1	274	1 L	E2	PP, EP, EX, TOX, A	VE01, VE02		2	
1992	FLAMMABLE LIQUID, TOXIC, N.O.S.	3	FT1	III	3+6.1	274	5 L	E1	PP, EP, EX, TOX, A	VE01, VE02		0	
1993	FLAMMABLE LIQUID, N.O.S.	3	FI	I	3	274	0	E3	PP, EX, A	VE01		1	
1993	FLAMMABLE LIQUID, N.O.S. (vapour pressure at 50 °C more than 110 kPa)	3	FI	II	3	274	1 L	E2	PP, EX, A	VE01		1	
1993	FLAMMABLE LIQUID, N.O.S. (vapour pressure at 50 °C not more than 110 kPa)	3	FI	II	3	274	1 L	E2	PP, EX, A	VE01		1	
1993	FLAMMABLE LIQUID, N.O.S.	3	FI	III	3	274	5 L	E1	PP, EX, A	VE01		0	
1993	FLAMMABLE LIQUID, N.O.S. (having a flash-point below 23 °C and viscous according to 2.2.3.1.4) (vapour pressure at 50 °C more than 110 kPa)	3	FI	III	3	274	5 L	E1	PP, EX, A	VE01		0	
1993	FLAMMABLE LIQUID, N.O.S. (having a flash-point below 23 °C and viscous according to 2.2.3.1.4) (vapour pressure at 50 °C not more than 110 kPa)	3	FI	III	3	274	5 L	E1	PP, EX, A	VE01		0	
1994	IRON PENTACARBONYL	6.1	TF1	I	6.1+3	354	0	E0	PP, EP, EX, TOX, A	VE01, VE02		2	
1999	TARS, LIQUID, including road oils, and cutback bitumens (vapour pressure at 50°C more than 110 kPa)	3	FI	II	3	640C	5 L	E2	PP, EX, A	VE01		1	
1999	TARS, LIQUID, including road oils, and cutback bitumens (vapour pressure at 50°C not more than 110 kPa)	3	FI	II	3	640D	5 L	E2	PP, EX, A	VE01		1	
1999	TARS, LIQUID, including road asphalt and oils, bitumen and cut backs	3	FI	III	3		5 L	E1	PP, EX, A	VE01		0	

Copyright © United Nations, 2019. All rights reserved

UN No. or ID No.	Name and description	Class	Classi- fication Code	Packing group	Labels	Special provis- ions	Limited and excepted quantities	Carriage permitted	Equipment required	Venti- lation	Provisions concerning loading, unloading and carriage	Number of blue cones/ lights	Remarks
	3.1.2	2.2 (30)	2.2 (3b)	2.1.1.3 (4)	5.2.2 (5)	3.3 (6)	3.4 (7a)	3.5.1.2 (7b)	8.1.5 (8)	7.1.6 (10)	7.1.6 (11)	7.1.5 (12)	3.2.1 (13)
1999	TARS, LIQUID, including road oils, and cutback bitumens (having a flash-point below 23°C and viscous according to 2.2.3.1.4) (vapour pressure at 50°C more than 110 kPa)	3	F1	III	3		5 L	E1	PP, EX, A	VE01		0	
1999	TARS, LIQUID, including road oils, and cutback bitumens (having a flash-point below 23°C and viscous according to 2.2.3.1.4) (vapour pressure at 50°C not more than 110 kPa)	3	F1	III	3		5 L	E1	PP, EX, A	VE01		0	
2000	CELLULOSE in block, rods, rolls, sheets, tubes, etc., except scrap	4.1	F1	III	4.1	383	5 kg	E1	PP			0	
2001	COBALT NAPHTHENATES, POWDER	4.1	F3	III	4.1	502	5 kg	E1	PP			0	
2002	CELLULOSE, SCRAP	4.2	S2	III	4.2	526	0	E0	PP			0	
2004	MAGNESIUM DIAMIDE	4.2	S4	II	4.2	592	0	E2	PP			0	
2006	PLASTICS, NITROCELLULOSE-BASED, SELF-HEATING, N.O.S.	4.2	S2	III	4.2	274	0	E0	PP			0	
2008	ZIRCONIUM POWDER, DRY	4.2	S4	I	4.2	524	0	E0	PP			0	
2008	ZIRCONIUM POWDER, DRY	4.2	S4	II	4.2	524	0	E2	PP			0	
2008	ZIRCONIUM POWDER, DRY	4.2	S4	III	4.2	540	0	E1	PP			0	
2009	ZIRCONIUM, DRY, finished sheets, strip or coiled wire	4.2	S4	III	4.2	524	0	E1	PP			0	
2010	MAGNESIUM HYDRIDE	4.3	W2	I	4.3	592	0	E0	PP, EX, A	VE01	HA08	0	
2011	MAGNESIUM PHOSPHIDE	4.3	W2	I	4.3+6.1	802	0	E0	PP, EX, TOX, A	VE01, VE02	HA08	2	
2012	POTASSIUM PHOSPHIDE	4.3	W2	I	4.3+6.1	802	0	E0	PP, EX, TOX, A	VE01	HA08	2	
2013	STRONTIUM PHOSPHIDE	4.3	W2	I	4.3+6.1	802	0	E0	PP, EX, TOX, A	VE01, VE02	HA08	2	
2014	HYDROGEN PEROXIDE, AQUEOUS SOLUTION with not less than 20% but not more than 60% hydrogen peroxide (stabilized as necessary)	5.1	OC1	II	5.1+8		1 L	E2	PP, EP			0	
2015	HYDROGEN PEROXIDE, AQUEOUS SOLUTION, STABILIZED with more than 70% hydrogen peroxide	5.1	OC1	I	5.1+8	640N	0	E0	PP, EP			0	
2015	HYDROGEN PEROXIDE, AQUEOUS SOLUTION, STABILIZED with more than 60% hydrogen peroxide and not more than 70% hydrogen peroxide	5.1	OC1	I	5.1+8	640O	0	E0	PP, EP			0	
2016	AMMUNITION, TOXIC, NON-EXPLOSIVE without burster or expelling charge, non-fused	6.1	T2		6.1	802	0	E0	PP, EP			2	
2017	AMMUNITION, TEAR-PRODUCING, NON-EXPLOSIVE without burster or expelling charge, non-fused	6.1	TC2		6.1+8	802	0	E0	PP, EP			2	
2018	CHLORANILINES, SOLID	6.1	T2	II	6.1	802	500 g	E4	PP, EP			2	
2019	CHLORANILINES, LIQUID	6.1	T1	II	6.1	802	100 ml	E4	PP, EP, TOX, A	VE02		2	
2020	CHLOROPHENOLS, SOLID	6.1	T2	III	6.1	205	5 kg	E1	PP, EP			0	

Copyright © United Nations, 2019. All rights reserved

UN No. or ID No.	Name and description	Class	Classi- fication Code	Packing group	Labels	Special provis- ions	Limited and excepted quantities	Carriage permitted	Equipment required	Venti- lation	Provisions concerning loading, unloading and carriage	Number of blue cones/ lights	Remarks
	3.1.2	2.2	2.2	2.1.1.3	5.2.2	3.3	3.4	3.5.1.2	8.1.5	7.1.6	7.1.6	7.1.5	3.2.1
	(2)	(3b)	(3b)	(4)	(5)	(6)	(7a)	(7b)	(8)	(9)	(10)	(12)	(13)
2021	CHLOROPHENOLS, LIQUID	6.1	T1	III	6.1	802	5 L	E1	PP, EP, TOX, A	VE02		0	
2022	CRESYLIC ACID	6.1	TC1	II	6.1+8	802	100 ml	E4	PP, EP, TOX, A	VE02		2	
2023	EPICHLORHYDRIN	6.1	TF1	II	6.1+3	279 802	100 ml	E4	PP, EP, EX, TOX, A	VE01, VE02		2	
2024	MERCURY COMPOUND, LIQUID, N.O.S.	6.1	T4	I	6.1	43 274 802	0	E5	PP, EP, TOX, A	VE02		2	
2024	MERCURY COMPOUND, LIQUID, N.O.S.	6.1	T4	II	6.1	43 274 802	100 ml	E4	PP, EP, TOX, A	VE02		2	
2024	MERCURY COMPOUND, LIQUID, N.O.S.	6.1	T4	III	6.1	43 274	5 L	E1	PP, EP, TOX, A	VE02		0	
2025	MERCURY COMPOUND, SOLID, N.O.S.	6.1	T5	I	6.1	43 66 274 529 802	0	E5	PP, EP			2	
2025	MERCURY COMPOUND, SOLID, N.O.S.	6.1	T5	II	6.1	43 66 274 529 802	500 g	E4	PP, EP			2	
2025	MERCURY COMPOUND, SOLID, N.O.S.	6.1	T5	III	6.1	43 66 274 529 802	5 kg	E1	PP, EP			0	
2026	PHENYLMERCURIC COMPOUND, N.O.S.	6.1	T3	I	6.1	43 274 802	0	E5	PP, EP, TOX, A	VE02		2	
2026	PHENYLMERCURIC COMPOUND, N.O.S.	6.1	T3	II	6.1	43 274 802	500 g	E4	PP, EP, TOX, A	VE02		2	
2026	PHENYLMERCURIC COMPOUND, N.O.S.	6.1	T3	III	6.1	43 274 802	5 kg	E1	PP, EP, TOX, A	VE02		0	
2027	SODIUM ARSENITE, SOLID	6.1	T5	II	6.1	43 802	500 g	E4	PP, EP			2	
2028	BOMBS, SMOKE, NON-EXPLOSIVE with corrosive liquid, without initiating device	8	C11	II	8	802	0	E0	PP, EP			0	
2029	HYDRAZINE, ANHYDROUS	8	CFT	I	8+3+6.1	802	0	E0	PP, EP, EX, TOX, A	VE01, VE02		2	
2030	HYDRAZINE AQUEOUS SOLUTION, with more than 37% hydrazine by mass	8	CT1	I	8+6.1	530 802	0	E0	PP, EP, TOX, A	VE02		2	
2030	HYDRAZINE AQUEOUS SOLUTION, with more than 37% hydrazine by mass	8	CT1	II	8+6.1	530 802	1 L	E0	PP, EP, TOX, A	VE02		2	
2030	HYDRAZINE AQUEOUS SOLUTION, with more than 37% hydrazine by mass	8	CT1	III	8+6.1	530 802	5 L	E1	PP, EP, TOX, A	VE02		0	

Copyright © United Nations, 2019. All rights reserved

UN No. or ID No.	Name and description	Class	Classi- fication Code	Packing group	Labels	Special provis- ions	Limited and excepted quantities	Carriage permitted	Equipment required	Venti- lation	Provisions concerning loading, unloading and carriage	Number of blue cones/ lights	Remarks
	3.1.2	2.2	2.2	2.1.1.3	5.2.2	3.3	3.4	3.5.1.2	3.2.1	8.1.5	7.1.6	7.1.5	3.2.1
	(2)	(3b)	(3b)	(4)	(5)	(6)	(7a)	(7b)	(8)	(9)	(11)	(12)	(13)
2031	NITRIC ACID, other than red fuming, with more than 70% nitric acid	8	COI	I	8+5.1		0	E0	T	PP, EP		0	
2031	NITRIC ACID, other than red fuming, with at least 65%, but not more than 70% nitric acid	8	COI	II	8+5.1		1 L	E2	T	PP, EP		0	
2031	NITRIC ACID, other than red fuming, with less than 65% nitric acid	8	C I	II	8		1 L	E2	T	PP, EP		0	
2032	NITRIC ACID, RED FUMING	8	COT	I	8+5.1+6.1	802	0	E0	T	PP, EP, TOX, A		2	
2033	POTASSIUM MONOXIDE	8	C6	II	8		1 kg	E2		PP, EP		0	
2034	HYDROGEN AND METHANE MIXTURE, COMPRESSED	2	1F		2.1	662	0	E0		PP, EX, A		1	
2035	1,1,1-TRIFLUOROETHANE (REFRIGERANT GAS R 143a)	2	2F		2.1	662	0	E0		PP, EX, A		1	
2036	XENON	2	2A		2.2	378 660 662	120 ml	E1		PP		0	
2037	RECEPTACLES, SMALL, CONTAINING GAS (GAS CARTRIDGES) without a release device, non-refillable	2	5A		2.2	191 303 344	1 L	E0		PP		0	
2037	RECEPTACLES, SMALL, CONTAINING GAS (GAS CARTRIDGES) without a release device, non-refillable	2	5F		2.1	191 303 344	1 L	E0		PP, EX, A		1	
2037	RECEPTACLES, SMALL, CONTAINING GAS (GAS CARTRIDGES) without a release device, non-refillable	2	5O		2.2+5.1	191 303 344	1 L	E0		PP		0	
2037	RECEPTACLES, SMALL, CONTAINING GAS (GAS CARTRIDGES) without a release device, non-refillable	2	5T		2.3	303 344	120 ml	E0		PP, EP, TOX, A		2	
2037	RECEPTACLES, SMALL, CONTAINING GAS (GAS CARTRIDGES) without a release device, non-refillable	2	5TC		2.3+8	303 344	120 ml	E0		PP, EP, TOX, A		2	
2037	RECEPTACLES, SMALL, CONTAINING GAS (GAS CARTRIDGES) without a release device, non-refillable	2	5TF		2.3+2.1	303 344	120 ml	E0		PP, EP, EX, TOX, A		2	
2037	RECEPTACLES, SMALL, CONTAINING GAS (GAS CARTRIDGES) without a release device, non-refillable	2	5TFC		2.3+2.1+8	303 344	120 ml	E0		PP, EP, EX, TOX, A		2	
2037	RECEPTACLES, SMALL, CONTAINING GAS (GAS CARTRIDGES) without a release device, non-refillable	2	5TO		2.3+5.1	303 344	120 ml	E0		PP, EP, TOX, A		2	
2037	RECEPTACLES, SMALL, CONTAINING GAS (GAS CARTRIDGES) without a release device, non-refillable	2	5TOC		2.3+5.1+8	303 344	120 ml	E0		PP, EP, TOX, A		2	
2038	DINITROTOLUENES, LIQUID	6.1	T1	II	6.1	802	100 ml	E4		PP, EP, TOX, A		2	
2044	2,2-DIMETHYL PROPANE	2	2F		2.1	662	0	E0		PP, EX, A		1	
2045	ISOBUTYRALDEHYDE (ISOBUTYL ALDEHYDE)	3	F1	II	3		1 L	E2	T	PP, EX, A		1	
2046	CYMENES	3	F1	III	3		5 L	E1	T	PP, EX, A		0	
2047	DICHLOROPRENES	3	F1	II	3		1 L	E2	T	PP, EX, A		1	
2047	DICHLOROPRENES	3	F1	III	3		5 L	E1	T	PP, EX, A		0	
2048	DICYCLOPENTADIENE	3	F1	III	3		5 L	E1	T	PP, EX, A		0	



Copyright © United Nations, 2019. All rights reserved

UN No. or ID No.	Name and description	Class	Classi- fication Code	Packing group	Labels	Special provis- ions	Limited and excepted quantities	Carriage permitted	Equipment required	Venti- lation	Provisions concerning loading, unloading and carriage	Number of blue cones/ lights	Remarks
	3.1.2	2.2	2.2	2.1.1.3	5.2.2	3.3	3.4	3.5.1.2	3.2.1	8.1.5	7.1.6	7.1.5	3.2.1
(1)	DIETHYLBENZENE	(30)	(3b)	(4)	(5)	(6)	(7a)	(7b)	(8)	(9)	(10)	(12)	(13)
2049	DIETHYLBENZENE	3	F1	III	3		5 L	E1		PP, EX, A	VE01	0	
2050	DIISOBUTYLENE, ISOMERIC COMPOUNDS	3	F1	II	3		1 L	E2	T	PP, EX, A	VE01	1	
2051	2-DIMETHYLAMINOETHANOL	8	CF1	II	8+3		1 L	E2	T	PP, EP, EX, A	VE01	1	
2052	DIPENTENE	3	F1	III	3		5 L	E1		PP, EX, A	VE01	0	
2053	METHYL ISOBUTYL CARBINOL	3	F1	III	3		5 L	E1	T	PP, EX, A	VE01	0	
2054	MORPHOLINE	8	CF1	I	8+3		0	E0	T	PP, EP, EX, A	VE01	1	
2055	STYRENE MONOMER, STABILIZED	3	F1	III	3	386	5 L	E1	T	PP, EX, A	VE01	0	
2056	TETRAHYDROFURAN	3	F1	III	3		1 L	E2	T	PP, EX, A	VE01	1	
2057	TRIPROPYLENE	3	F1	II	3		1 L	E2	T	PP, EX, A	VE01	1	
2057	TRIPROPYLENE	3	F1	III	3		5 L	E1	T	PP, EX, A	VE01	0	
2058	VALERALDEHYDE	3	F1	II	3		1 L	E2		PP, EX, A	VE01	1	
2059	NITROCELLULOSE SOLUTION, FLAMMABLE with not more than 12.6% nitrogen, by dry mass, and not more than 55% nitrocellulose	3	D	I	3	198 531	0	E0		PP, EX, A	VE01	1	
2059	NITROCELLULOSE SOLUTION, FLAMMABLE with not more than 12.6% nitrogen, by dry mass, and not more than 55% nitrocellulose (vapour pressure at 50 °C more than 110 kPa)	3	D	II	3	198 531 640C	1 L	E0		PP, EX, A	VE01	1	
2059	NITROCELLULOSE SOLUTION, FLAMMABLE with not more than 12.6% nitrogen, by dry mass, and not more than 55% nitrocellulose	3	D	II	3	198 531 640D	1 L	E0		PP, EX, A	VE01	1	
2059	NITROCELLULOSE SOLUTION, FLAMMABLE with not more than 12.6% nitrogen, by dry mass, and not more than 55% nitrocellulose	3	D	III	3	198 531	5 L	E0		PP, EX, A	VE01	0	
2067	AMMONIUM NITRATE BASED FERTILIZER	5.1	O2	III	5.1	306 307	5 kg	E1	B	PP	CO02, ST01, LO04	0	CO02, LO04 and HA09 apply only when this substance is carried in bulk or without packaging
2071	AMMONIUM NITRATE BASED FERTILIZER	9	M11			193			B	PP	CO02, ST02	0	Dangerous only in bulk or without packaging. CO02, ST02 and HA09 apply only when this substance is carried in bulk or without packaging
2073	AMMONIA SOLUTION, relative density less than 0.880 at 15 °C in water, with more than 35% but not more than 50% ammonia	2	4A		2.2	532	120 ml	E0		PP		0	
2074	ACRYLAMIDE, SOLID	6.1	T2	III	6.1	802	5 kg	E1	T	PP, EP		0	
2075	CHLORAL, ANHYDROUS, STABILIZED	6.1	T1	II	6.1	802	100 ml	E4		PP, EP, TOX, A	VE02	2	
2076	CRESOLS, LIQUID	6.1	TC1	II	6.1+8	802	100 ml	E4		PP, EP, TOX, A	VE02	2	
2077	alpha-NAPHTHYL AMINE	6.1	T2	III	6.1	802	5 kg	E1		PP, EP		0	
2078	TOLUENE DIISOCYANATE	6.1	T1	II	6.1	279 802	100 ml	E4	T*	PP, EP, TOX, A	VE02	2	* only for 2,4-TOLUENE DIISOCYANATE
2079	DIETHYLENETRIAMINE	8	C7	II	8		1 L	E2	T	PP, EP		0	

Copyright © United Nations, 2019. All rights reserved

UN No. or ID No.	Name and description	Class	Classi- fication Code	Packing group	Labels	Special provis- ions	Limited and excepted quantities	Carriage permitted	Equipment required	Venti- lation	Provisions concerning loading, unloading and carriage	Number of blue cones/ lights	Remarks
		2.2 (30)	2.2 (30)	2.1.1.3 (4)	5.2.2 (5)	3.3 (6)	3.4 (7a)	3.5.1.2 (7b)	8.1.5 (9)	7.1.6 (10)	7.1.6 (11)	7.1.5 (12)	3.2.1 (13)
CARRIAGE PROHIBITED													
2186	3.1.2 (2) HYDROGEN CHLORIDE, REFRIGERATED LIQUID	2	3A		2.2 2.3+2.1		120 ml	E1	PP	VE01, VE02		0	
2187	CARBON DIOXIDE, REFRIGERATED LIQUID	2	2TF				0	E0	PP, EP, EX, TOX, A	VE01, VE02		2	
2188	ARSINE	2	2TF										
2189	DICHLOROSILANE	2	2TFC		2.3+2.1+8		0	E0	PP, EP, EX, TOX, A	VE01, VE02		2	
2190	OXYGEN DIFLUORIDE, COMPRESSED	2	1TOC		2.3+5.1+8		0	E0	PP, EP, TOX, A	VE02		2	
2191	SULPHURYL FLUORIDE	2	2T		2.3		0	E0	PP, EP, TOX, A	VE02		2	
2192	GERMANE	2	2TF		2.3+2.1	632	0	E0	PP, EP, EX, TOX, A	VE01, VE02		2	
2193	HEXAFLUOROETHANE (REFRIGERANT GAS R 116)	2	2A		2.2	662	120 ml	E1	PP			0	
2194	SELENIUM HEXAFLUORIDE	2	2TC		2.3+8		0	E0	PP, EP, TOX, A	VE02		2	
2195	TELLURIUM HEXAFLUORIDE	2	2TC		2.3+8		0	E0	PP, EP, TOX, A	VE02		2	
2196	TUNGSTEN HEXAFLUORIDE	2	2TC		2.3+8		0	E0	PP, EP, TOX, A	VE02		2	
2197	HYDROGEN IODIDE, ANHYDROUS	2	2TC		2.3+8		0	E0	PP, EP, TOX, A	VE02		2	
2198	PHOSPHORUS PENTAFLUORIDE	2	2TC		2.3+8		0	E0	PP, EP, TOX, A	VE02		2	
2199	PHOSPHINE	2	2TF		2.3+2.1	632	0	E0	PP, EP, EX, TOX, A	VE01, VE02		2	
2200	PROPADIENE, STABILIZED	2	2F		2.1	386	0	E0	PP, EX, A	VE01		1	
2201	NITROUS OXIDE, REFRIGERATED LIQUID	2	3O		2.2+5.1	662	0	E0	PP			0	
2202	HYDROGEN SELENIDE, ANHYDROUS	2	2TF		2.3+2.1		0	E0	PP, EP, EX, TOX, A	VE01, VE02		2	
2203	SILANE	2	2F		2.1	632	0	E0	PP, EX, A	VE01		1	
2204	CARBONYL SULPHIDE	2	2TF		2.3+2.1	662	0	E0	PP, EP, EX, TOX, A	VE01, VE02		2	
2205	ADIPONITRILE	6.1	T1	III	6.1	802	5 L	E1	PP, EP, TOX, A	VE02		0	
2206	ISOCYANATES, TOXIC, N.O.S. or ISOCYANATE SOLUTION, TOXIC, N.O.S.	6.1	T1	II	6.1	274 551	100 ml	E4	PP, EP, TOX, A	VE02		2	
2206	ISOCYANATES, TOXIC, N.O.S. or ISOCYANATE SOLUTION, TOXIC, N.O.S.	6.1	T1	III	6.1	802 274 551	5 L	E1	PP, EP, TOX, A	VE02		0	
2208	CALCIUM HYPOCHLORITE MIXTURE, DRY with more than 10% but not more than 39% available chlorine	5.1	O2	III	5.1	314 802	5 kg	E1	PP			0	
2209	FORMALDEHYDE SOLUTION with not less than 25% formaldehyde	8	C9	III	8	533	5 L	E1	PP, EP			0	

Copyright © United Nations, 2019. All rights reserved

UN No. or ID No.	Name and description	Class	Classification Code	Packing group	Labels	Special provisions	Limited and excepted quantities	Carriage permitted	Equipment required	Ventilation	Provisions concerning loading, unloading and carriage	Number of blue cones/ lights	Remarks
	3.1.2	2.2	2.2	2.1.1.3	5.2.2	3.3	3.4	3.5.1.2	8.1.5	7.1.6	7.1.6	7.1.5	3.2.1
	(2)	(3b)	(3b)	(4)	(5)	(6)	(7a)	(7b)	(8)	(9)	(10)	(12)	(13)
2210	MANEB or MANEB PREPARATION with not less than 60% maneb	4.2	SW	III	4.2+4.3	273	0	E1	B	PP, EX, A	VE01, VE03	0	VE03, IN01 and IN03 apply only when this substance is carried in bulk or without packaging
2211	POLYMERIC BEADS, EXPANDABLE, evolving flammable vapour	9	M3	III	none	382 633	5 kg	E1	B	PP, EX, EP, A	VE01, VE03	0	VE03 and IN01 apply only when this substance is carried in bulk or without packaging
2212	ASBESTOS, AMPHIBOLE (amosite, tremolite, actinolite, anthophyllite, crocidolite)	9	M1	II	9	168 274 542 802	1 kg	E0		PP		0	
2213	PARAFORMALDEHYDE	4.1	F1	III	4.1		5 kg	E1		PP		0	
2214	PHTHALIC ANHYDRIDE with more than 0.05% of maleic anhydride	8	C4	III	8	169	5 kg	E1		PP, EP		0	
2215	MALEIC ANHYDRIDE, MOLTEN	8	C3	III	8		0	E0	T	PP, EP		0	
2215	MALEIC ANHYDRIDE	8	C4	III	8		5 kg	E1		PP, EP		0	
2216	FISHMEAL, STABILISED or FISH SCRAP, STABILISED	9	M11						B	PP		0	
2217	SEED CAKE with not more than 1.5% oil and not more than 11% moisture	4.2	S2	III	4.2	142 800	0	E0	B	PP		0	IN01 applies only when this substance is carried in bulk or without packaging
2218	ACRYLIC ACID, STABILIZED	8	CF1	II	8+3	386	1 L	E2	T	PP, EP, EX, A	VE01	1	
2219	ALLYL GLYCIDYL ETHER	3	F1	III	3		5 L	E1		PP, EX, A	VE01	0	
2222	ANISOLE	3	F1	III	3		5 L	E1		PP, EX, A	VE01	0	
2224	BENZONITRILE	6.1	T1	II	6.1	802	100 ml	E4		PP, EP, TOX, A	VE02	2	
2225	BENZENESULPHONYL CHLORIDE	8	C3	III	8		5 L	E1		PP, EP		0	
2226	BENZOTRICHLORIDE	8	C9	II	8		1 L	E2		PP, EP		0	
2227	n-BUTYL METHACRYLATE, STABILIZED	3	F1	III	3	386	5 L	E1	T	PP, EX, A	VE01	0	
2232	2-CHLOROETHANAL	6.1	T1	I	6.1	354 802	0	E0		PP, EP, TOX, A	VE02	2	
2233	CHLOROANISIDINES	6.1	T2	III	6.1	802	5 kg	E1		PP, EP		0	
2234	CHLOROBENZOTRIFLUORIDES	3	F1	III	3		5 L	E1		PP, EX, A	VE01	0	
2235	CHLOROBENZYL CHLORIDES, LIQUID	6.1	T1	III	6.1	802	5 L	E1		PP, EP, TOX, A	VE02	0	
2236	3-CHLORO-4-METHYLPHENYL ISOCYANATE, LIQUID	6.1	T1	II	6.1	802	100 ml	E4		PP, EP, TOX, A	VE02	2	
2237	CHLORONITROANILINES	6.1	T2	III	6.1	802	5 kg	E1		PP, EP		0	
2238	CHLOROTOLUENES	3	F1	III	3		5 L	E1	T	PP, EX, A	VE01	0	
2239	CHLOROTOLUIDINES, SOLID	6.1	T2	III	6.1	802	5 kg	E1		PP, EP		0	
2240	CHROMOSULPHURIC ACID	8	C1	I	8		0	E0		PP, EP		0	
2241	CYCLOHEPTANE	3	F1	II	3		1 L	E2	T	PP, EX, A	VE01	1	
2242	CYCLOHEPTENE	3	F1	II	3		1 L	E2		PP, EX, A	VE01	1	
2243	CYCLOHEXYL ACETATE	3	F1	III	3		5 L	E1		PP, EX, A	VE01	0	
2244	CYCLOPENTANOL	3	F1	III	3		5 L	E1		PP, EX, A	VE01	0	
2245	CYCLOPENTANONE	3	F1	III	3		5 L	E1		PP, EX, A	VE01	0	
2246	CYCLOPENTENE	3	F1	II	3		1 L	E2		PP, EX, A	VE01	1	

Copyright © United Nations, 2019. All rights reserved

UN No. or ID No.	Name and description	Class	Classi- fication Code	Packing group	Labels	Special provis- ions	Limited and excepted quantities	Carriage permitted	Equipment required	Venti- lation	Provisions concerning loading, unloading and carriage	Number of blue cones/ lights	Remarks
	3.1.2	2.2	2.2	2.1.1.3	5.2.2	3.3	3.4	3.5.1.2	3.2.1	8.1.5	7.1.6	7.1.5	3.2.1
(1)		(30)	(3b)	(4)	(5)	(6)	(7a)	(7b)	(8)	(9)	(10)	(12)	(13)
2247	n-DECANE	3	F1	III	3		5 L	E1	T	PP, EX, A		0	
2248	Di-n-BUTYLAMINE	8	CF1	II	8+3		1 L	E2	T	PP, EP, EX, A		1	
2249	DICHLORODIMETHYL ETHER, SYMMETRICAL	6.1	TF1						CARRIAGE PROHIBITED				
2250	DICHLOROPHENYL ISOCYANATES	6.1	T2	II	6.1	802	500 g	E4	PP, EP			2	
2251	BICYCLO[2.2.1]HEPTA-2,5-DIENE, STABILIZED (2,5-NORBORNADIENE, STABILIZED)	3	F1	II	3	386	1 L	E2	PP, EX, A	VE01		1	
2252	1,2-DIMETHOXYETHANE	3	F1	II	3		1 L	E2	PP, EX, A	VE01		1	
2253	N,N-DIMETHYLANILINE	6.1	T1	II	6.1	802	100 ml	E4	PP, EP, TOX, A	VE02		2	
2254	MATCHES, FUSEE	4.1	F1	III	4.1	293	5 kg	E0	PP			0	
2256	CYCLOHEXENE	3	F1	II	3		1 L	E2	PP, EX, A	VE01		1	
2257	POTASSIUM	4.3	W2	I	4.3		0	E0	PP, EX, A	VE01	HA08	0	
2258	1,2-PROPYLENEDIAMINE	8	CF1	II	8+3		1 L	E2	PP, EP, EX, A	VE01		1	
2259	TRIETHYLENETETRAMINE	8	C7	II	8		1 L	E2	PP, EP			0	
2260	TRIETHYLENETETRAMINE	3	FC	III	3+8		5 L	E1	PP, EP, EX, A	VE01		0	
2261	XYLENOLS, SOLID	6.1	T2	II	6.1	802	500 g	E4	PP, EP			2	
2262	DIMETHYLCARBAMOYL CHLORIDE	8	C3	II	8		1 L	E2	PP, EP			0	
2263	DIMETHYLCYCLOHEXANES	3	F1	II	3		1 L	E2	PP, EX, A	VE01		1	
2264	N,N-DIMETHYLCYCLOHEXYLAMINE	8	CF1	II	8+3		1 L	E2	PP, EP, EX, A	VE01		1	
2265	N,N-DIMETHYLFORMAMIDE	3	F1	III	3		5 L	E1	T	PP, EX, A		0	
2266	DIMETHYL-N-PROPYLAMINE	3	FC	II	3+8		1 L	E2	T	PP, EP, EX, A		1	
2267	DIMETHYLTHIOPHOSPHORYL CHLORIDE	6.1	TC1	II	6.1+8	802	100 ml	E4	PP, EP, TOX, A	VE02		2	
2269	3,3'-IMINODIPROPYLAMINE	8	C7	III	8		5 L	E1	PP, EP			0	
2270	ETHYLAMINE, AQUEOUS SOLUTION with not less than 50% but not more than 70% ethylamine	3	FC	II	3+8		1 L	E2	PP, EP, EX, A	VE01		1	
2271	ETHYL AMYL KETONE	3	F1	III	3		5 L	E1	PP, EX, A	VE01		0	
2272	N-ETHYLANILINE	6.1	T1	III	6.1	802	5 L	E1	PP, EP, TOX, A	VE02		0	
2273	2-ETHYLANILINE	6.1	T1	III	6.1	802	5 L	E1	PP, EP, TOX, A	VE02		0	
2274	N-ETHYL-N-BENZYLANILINE	6.1	T1	III	6.1	802	5 L	E1	PP, EP, TOX, A	VE02		0	
2275	2-ETHYLBUTANOL	3	F1	III	3		5 L	E1	PP, EX, A	VE01		0	
2276	2-ETHYLHEXYLAMINE	3	FC	III	3+8		5 L	E1	PP, EP, EX, A	VE01		0	
2277	ETHYL METHACRYLATE, STABILIZED	3	F1	II	3	386	1 L	E2	PP, EX, A	VE01		1	
2278	n-HEPTENE	3	F1	II	3		1 L	E2	PP, EX, A	VE01		1	
2279	HEXACHLOROBUTADIENE	6.1	T1	III	6.1	802	5 L	E1	PP, EP, TOX, A	VE02		0	
2280	HEXAMETHYLENEDIAMINE, SOLID	8	C8	III	8		5 kg	E1	PP, EP			0	
2281	HEXAMETHYLENE DIISOCYANATE	6.1	T1	II	6.1	802	100 ml	E4	PP, EP, TOX, A	VE02		2	
2282	HEXANOLS	3	F1	III	3		5 L	E1	PP, EX, A	VE01		0	
2283	ISOBUTYL METHACRYLATE, STABILIZED	3	F1	III	3	386	5 L	E1	PP, EX, A	VE01		0	

Copyright © United Nations, 2019. All rights reserved

UN No. or ID No.	Name and description	Class	Classi- fication Code	Packing group	Labels	Special provis- ions	Limited and excepted quantities	Carriage permitted	Equipment required	Venti- lation	Provisions concerning loading, unloading and carriage	Number of blue cones/ lights	Remarks
	3.1.2	2.2	2.2	2.1.1.3	5.2.2	3.3	3.4	3.5.1.2	8.1.5	7.1.6	7.1.6	7.1.5	3.2.1
	(30)	3	(30)	(4)	(5)	(6)	(7a)	(7b)	(8)	(10)		(12)	(13)
2284	ISOBUTYRONITRILE		FT1	II	3+6.1	802	1 L	E2		VE01, VE02		2	
2285	ISOCYANATO BENZO-TRIFLUORIDES	6.1	TF1	II	6.1+3	802	100 ml	E4		VE01, VE02		2	
2286	PENTAMETHYLHEPTANE	3	F1	III	3		5 L	E1		VE01		0	
2287	ISOHEPTENES	3	F1	II	3		1 L	E2		VE01		1	
2288	ISOHEXENES	3	F1	II	3		1 L	E2		VE01		1	
2289	ISOPHORONEDIAMINE	8	C7	III	8		5 L	E1		VE01		0	
2290	ISOPHORONE DIISOCYANATE	6.1	T1	III	6.1	802	5 L	E1		VE02		0	
2291	LEAD COMPOUND, SOLUBLE, N.O.S.	6.1	T5	III	6.1	199 274 535 802	5 kg	E1		VE02		0	
2293	4-METHOXY-4-METHYLPENTAN-2-ONE	3	F1	III	3		5 L	E1		VE01		0	
2294	N-METHYLANILINE	6.1	T1	III	6.1	802	5 L	E1		VE02		0	
2295	METHYL CHLOROACETATE	6.1	TF1	I	6.1+3	802	0	E0		VE01, VE02		2	
2296	METHYLCYCLOHEXANE	3	F1	II	3		1 L	E2		VE01		1	
2297	METHYLCYCLOHEXANONE	3	F1	III	3		5 L	E1		VE01		0	
2298	METHYLCYCLOPENTANE	3	F1	II	3		1 L	E2		VE01		1	
2299	METHYL DICHLOROACETATE	6.1	T1	III	6.1	802	5 L	E1		VE02		0	
2300	2-METHYL-5-ETHYLPYRIDINE	6.1	T1	III	6.1	802	5 L	E1		VE02		0	
2301	2-METHYLFURAN	3	F1	II	3		1 L	E2		VE01		1	
2302	5-METHYLHEXAN-2-ONE	3	F1	III	3		5 L	E1		VE01		0	
2303	ISOPROPENYLBENZENE	3	F1	III	3		5 L	E1		VE01		0	
2304	NAPHTHALENE, MOL TEN	4.1	F2	III	4.1	536	0	E0		PP		0	
2305	NITROBENZENESULPHONIC ACID	8	C4	II	8		1 kg	E2		PP, EP		0	
2306	NITROBENZOTRIFLUORIDES, LIQUID	6.1	T1	II	6.1	802	100 ml	E4		PP, EP, TOX, A		2	
2307	3-NITRO-4-CHLORO-BENZOTRIFLUORIDE	6.1	T1	II	6.1	802	100 ml	E4		PP, EP, TOX, A		2	
2308	NITROSULPHURIC ACID, LIQUID	8	C1	II	8		1 L	E2		PP, EP		0	
2309	OCTADIENE	3	F1	II	3		1 L	E2		VE01		1	
2310	PENTANE-2,4-DIONE	3	FT1	III	3+6.1	802	5 L	E1		VE01, VE02		0	
2311	PHENETIDINES	6.1	T1	III	6.1	279 802	5 L	E1		VE02		0	
2312	PHENOL, MOL TEN	6.1	T1	II	6.1	802	0	E0		VE02		2	
2313	PICOLINES	3	F1	III	3		5 L	E1		VE01		0	
2315	POLYCHLORINATED BIPHENYLS, LIQUID	9	M2	II	9	305 802	1 L	E2		PP, EP		0	
2316	SODIUM CUPROCYANIDE, SOLID	6.1	T5	I	6.1	802	0	E5				2	
2317	SODIUM CUPROCYANIDE SOLUTION	6.1	T4	I	6.1	802	0	E5				2	

Copyright © United Nations, 2019. All rights reserved

UN No. or ID No.	Name and description	Class	Classification Code	Packing group	Labels	Special provisions	Limited and excepted quantities	Carriage permitted	Equipment required	Ventilation	Provisions concerning loading, unloading and carriage	Number of blue cones/ lights	Remarks
	3.1.2	2.2	2.2	2.1.1.3	5.2.2	3.3	3.4	3.5.1.2	8.1.5	7.1.6	7.1.6	7.1.5	3.2.1
(I)	(2)	(30)	(3b)	(4)	(5)	(6)	(7a)	(7b)	(9)	(10)	(11)	(12)	(13)
2318	SODIUM HYDROSULPHIDE with less than 25% water of crystallization	4.2	S4	II	4.2	504	0	E2	PP			0	
2319	TERPENE HYDROCARBONS, N.O.S.	3	F1	III	3		5 L	E1	PP, EX, A	VE01		0	
2320	TETRAETHYLENEPENTAMINE	8	C7	III	8		5 L	E1	PP, EP			0	
2321	TRICHLOROBENZENES, LIQUID	6.1	T1	III	6.1	802	5 L	E1	PP, EP, TOX, A	VE02		0	
2322	TRICHLOROBUTENE	6.1	T1	II	6.1	802	100 ml	E4	PP, EP, TOX, A	VE02		2	
2323	TRIETHYL PHOSPHITE	3	F1	III	3		5 L	E1	PP, EX, A	VE01		0	
2324	TRISOBUTYLENE	3	F1	III	3		5 L	E1	PP, EX, A	VE01		0	
2325	1,3,5-TRIMETHYLBENZENE	3	F1	III	3		5 L	E1	PP, EX, A	VE01		0	
2326	TRIMETHYLCYCLOHEXYLAMINE	8	C7	III	8		5 L	E1	PP, EP			0	
2327	TRIMETHYLHEXAMETHYLDIAMINES	8	C7	III	8		5 L	E1	PP, EP			0	
2328	TRIMETHYLHEXAMETHYLENE DIISOCYANATE	6.1	T1	III	6.1	802	5 L	E1	PP, EP, TOX, A	VE02		0	
2329	TRIMETHYL PHOSPHITE	3	F1	III	3		5 L	E1	PP, EX, A	VE01		0	
2330	UNDECANE	3	F1	III	3		5 L	E1	PP, EX, A	VE01		0	
2331	ZINC CHLORIDE, ANHYDROUS	8	C2	III	8		5 kg	E1	PP, EP			0	
2332	ACETALDEHYDE OXIME	3	F1	III	3		5 L	E1	PP, EX, A	VE01		0	
2333	ALLYL ACETATE	3	FT1	II	3+6.1	802	1 L	E2	PP, EP, EX, TOX, A	VE01, VE02		2	
2334	ALLYLAMINE	6.1	TF1	I	6.1+3	354	0	E0	PP, EP, EX, TOX, A	VE01, VE02		2	
2335	ALLYL ETHYL ETHER	3	FT1	II	3+6.1	802	1 L	E2	PP, EP, EX, TOX, A	VE01, VE02		2	
2336	ALLYL FORMATE	3	FT1	I	3+6.1	802	0	E0	PP, EP, EX, TOX, A	VE01, VE02		2	
2337	PHENYL MERCAPTAN	6.1	TF1	I	6.1+3	354	0	E0	PP, EP, EX, TOX, A	VE01, VE02		2	
2338	BENZOTRIFLUORIDE	3	F1	II	3	802	1 L	E2	PP, EX, A	VE01		1	
2339	2-BROMOBUTANE	3	F1	II	3		1 L	E2	PP, EX, A	VE01		1	
2340	2-BROMOETHYL ETHYL ETHER	3	F1	II	3		1 L	E2	PP, EX, A	VE01		1	
2341	1-BROMO-3-METHYLBUTANE	3	F1	III	3		5 L	E1	PP, EX, A	VE01		0	
2342	BROMOMETHYLPROPANES	3	F1	II	3		1 L	E2	PP, EX, A	VE01		1	
2343	2-BROMOPENTANE	3	F1	II	3		1 L	E2	PP, EX, A	VE01		1	
2344	BROMOPROPANES	3	F1	II	3		1 L	E2	PP, EX, A	VE01		1	
2344	BROMOPROPANES	3	F1	III	3		5 L	E1	PP, EX, A	VE01		0	
2345	3-BROMOPROPYNE	3	F1	II	3		1 L	E2	PP, EX, A	VE01		1	
2346	BUTANEDIONE	3	F1	II	3		1 L	E2	PP, EX, A	VE01		1	
2347	BUTYL MERCAPTAN	3	F1	II	3		1 L	E2	PP, EX, A	VE01		1	
2348	BUTYL ACRYLATES, STABILIZED	3	F1	III	3	386	5 L	E1	PP, EX, A	VE01		0	
2350	BUTYL METHYL ETHER	3	F1	E20	3		1 L	E2	PP, EX, A	VE01		1	
2351	BUTYL NITRATES	3	F1	II	3		1 L	E2	PP, EX, A	VE01		1	
2351	BUTYL NITRATES	3	F1	III	3		5 L	E1	PP, EX, A	VE01		0	
2352	BUTYL VINYL ETHER, STABILIZED	3	F1	II	3	386	1 L	E2	PP, EX, A	VE01		1	
2353	BUTYRYL CHLORIDE	3	FC	II	3+8		1 L	E2	PP, EP, EX, A	VE01		1	
2354	CHLOROMETHYL ETHYL ETHER	3	FT1	II	3+6.1	802	1 L	E2	PP, EP, EX, TOX, A	VE01, VE02		2	
2356	2-CHLOROPROPANE	3	F1	I	3		0	E3	PP, EX, A	VE01		1	

Copyright © United Nations, 2019. All rights reserved

UN No. or ID No.	Name and description	Class	Classi- fication Code	Packing group	Labels	Special provis- ions	Limited and excepted quantities	Carriage permitted	Equipment required	Venti- lation	Provisions concerning loading, unloading and carriage	Number of blue cones/ lights	Remarks
	3.1.2	2.2	2.2	2.1.1.3	5.2.2	3.3	3.4	3.5.1.2	8.1.5	7.1.6	7.1.6	7.1.5	3.2.1
(I)	(2)	(30)	(3b)	(4)	(5)	(6)	(7a)	(7b)	(8)	(10)	(11)	(12)	(13)
2357	CYCLOHEXYLAMINE	8	CF1	II	8+3		1L	E2	PP, EP, EX, A	VE01		1	
2358	CYCLOOCTATETRAENE	3	F1	II	3		1L	E2	PP, EX, A	VE01		1	
2359	DIALYLAMINE	3	FTC	II	3+6.1+8	802	1L	E2	PP, EP, EX, TOX, A	VE02		2	
2360	DIALYL ETHER	3	FT1	II	3+6.1	802	1L	E2	PP, EP, EX, TOX, A	VE02		2	
2361	DISOBUTYLAMINE	3	FC	III	3+8		5L	E1	PP, EP, EX, A	VE01		0	
2362	1,1-DICHLOROETHANE	3	F1	II	3		1L	E2	PP, EX, A	VE01		1	
2363	ETHYL MERCAPTAN	3	F1	I	3		0	E0	PP, EX, A	VE01		1	
2364	n-PROPYLBENZENE	3	F1	III	3		5L	E1	PP, EX, A	VE01		0	
2366	DIETHYL CARBONATE	3	F1	III	3		5L	E1	PP, EX, A	VE01		0	
2367	alpha-METHYLALDEHYDE	3	F1	II	3		1L	E2	PP, EX, A	VE01		1	
2368	alpha-PINENE	3	F1	III	3		5L	E1	PP, EX, A	VE01		0	
2370	1-HEXENE	3	F1	II	3		1L	E2	PP, EX, A	VE01		1	
2371	ISOPENTENES	3	F1	I	3		0	E3	PP, EX, A	VE01		1	
2372	1,2-DI-(DIMETHYLAMINO) ETHANE	3	F1	II	3		1L	E2	PP, EX, A	VE01		1	
2373	DIETHOXYMETHANE	3	F1	II	3		1L	E2	PP, EX, A	VE01		1	
2374	3,3-DIETHOXYPROPENE	3	F1	II	3		1L	E2	PP, EX, A	VE01		1	
2375	DIETHYL SULPHIDE	3	F1	II	3		1L	E2	PP, EX, A	VE01		1	
2376	2,3-DIHYDROPYRAN	3	F1	II	3		1L	E2	PP, EX, A	VE01		1	
2377	1,1-DIMETHOXYETHANE	3	F1	II	3		1L	E2	PP, EX, A	VE01		1	
2378	2-DIMETHYLAMINOACETONITRILE	3	FT1	II	3+6.1	802	1L	E2	PP, EP, EX, TOX, A	VE01, VE02		2	
2379	1,3-DIMETHYLBUTYLAMINE	3	FC	II	3+8		1L	E2	PP, EP, EX, A	VE01		1	
2380	DMETHYLDIETHOXYLSILANE	3	F1	II	3		1L	E2	PP, EX, A	VE01		1	
2381	DIMETHYL DISULPHIDE	3	FT1	II	3+6.1		1L	E0	PP, EP, EX, TOX, A	VE01, VE02		2	
2382	DIMETHYLHYDRAZINE, SYMMETRICAL	6.1	TF1	I	6.1+3	354 802	0	E0	PP, EP, EX, TOX, A	VE01, VE02		2	
2383	DIPROPYLAMINE	3	FC	II	3+8	386	1L	E2	PP, EP, EX, A	VE01		1	
2384	DI-n-PROPYL ETHER	3	F1	II	3		1L	E2	PP, EX, A	VE01		1	
2385	ETHYL ISOBUTYRATE	3	F1	II	3		1L	E2	PP, EX, A	VE01		1	
2386	1-ETHYLPYRIDINE	3	FC	II	3+8		1L	E2	PP, EP, EX, A	VE01		1	
2387	FLUOROBENZENE	3	F1	II	3		1L	E2	PP, EX, A	VE01		1	
2388	FLUOROTOLUENES	3	F1	II	3		1L	E2	PP, EX, A	VE01		1	
2389	FURAN	3	F1	I	3		0	E3	PP, EX, A	VE01		1	
2390	2-IODOBUTANE	3	F1	II	3		1L	E2	PP, EX, A	VE01		1	
2391	IODOMETHYLPROPANES	3	F1	II	3		1L	E2	PP, EX, A	VE01		1	
2392	IODOPROPANES	3	F1	III	3		5L	E1	PP, EX, A	VE01		0	
2393	ISOBUTYL FORMATE	3	F1	II	3		1L	E2	PP, EX, A	VE01		1	
2394	ISOBUTYL PROPIONATE	3	F1	III	3		5L	E1	PP, EX, A	VE01		0	
2395	ISOBUTYRYL CHLORIDE	3	FC	II	3+8		1L	E2	PP, EP, EX, A	VE01		1	
2396	METHACRYLALDEHYDE, STABILIZED	3	FT1	II	3+6.1	386 802	1L	E2	PP, EP, EX, TOX, A	VE01, VE02		2	
2397	3-METHYLBUTAN-2-ONE	3	F1	II	3		1L	E2	PP, EX, A	VE01		1	

Copyright © United Nations, 2019. All rights reserved

UN No. or ID No.	Name and description	Class	Classi- fication Code	Packing group	Labels	Special provis- ions	Limited and excepted quantities	Carriage permitted	Equipment required	Venti- lation	Provisions concerning loading, unloading and carriage	Number of blue cones/ lights	Remarks
	3.1.2	2.2	(3b)	2.1.1.3	5.2.2	3.3	3.4	3.5.1.2	3.2.1	8.1.5	7.1.6	7.1.5	3.2.1
(1)	(2)	(3a)	(3b)	(4)	(5)	(6)	(7a)	(7b)	(8)	(9)	(10)	(12)	(13)
2398	METHYL tert-BUTYL ETHER	3	FC	II	3		1 L	E2	T	PP, EX, A	VE01	1	
2399	1-METHYLPYRIDINE	3	FC	II	3+8		1 L	E2		PP, EP, EX, A	VE01	1	
2400	METHYL ISOVALERATE	3	FI	II	3		1 L	E2		PP, EX, A	VE01	1	
2401	PIPERIDINE	8	CF1	I	8+3		0	E0		PP, EP, EX, A	VE01	1	
2402	PROPANETHIOL	3	FI	II	3		1 L	E2		PP, EX, A	VE01	1	
2403	ISOPROPENYL ACETATE	3	FI	II	3		1 L	E2		PP, EX, A	VE01	1	
2404	PROPIONITRILE	3	FT1	II	3+6.1	802	1 L	E0	T	PP, EP, EX, TOX, A	VE02	2	
2405	ISOPROPYL BUTYRATE	3	FI	III	3		5 L	E1		PP, EX, A	VE01	0	
2406	ISOPROPYL ISOBUTYRATE	3	FI	II	3		1 L	E2		PP, EX, A	VE01	1	
2407	ISOPROPYL CHLOROFORMATE	6.1	TFC	I	6.1+3+8	354	0	E0		PP, EP, EX, TOX, A	VE02	2	
2409	ISOPROPYL PROPIONATE	3	FI	II	3		1 L	E2		PP, EX, A	VE01	1	
2410	1,2,3,6-TETRAHYDROPYRIDINE	3	FI	II	3		1 L	E2		PP, EX, A	VE01	1	
2411	BUTYRONITRILE	3	FT1	II	3+6.1	802	1 L	E2		PP, EP, EX, TOX, A	VE02	2	
2412	TETRAHYDROTHIOPHENE	3	FI	II	3		1 L	E2		PP, EX, A	VE01	1	
2413	TETRAPROPYL ORTHOTITANATE	3	FI	III	3		5 L	E1		PP, EX, A	VE01	0	
2414	THIOPHENE	3	FI	II	3		1 L	E2	T	PP, EX, A	VE01	1	
2416	TRIMETHYL BORATE	3	FI	II	3		1 L	E2		PP, EX, A	VE01	1	
2417	CARBONYL FLUORIDE	2	2TC		2+3+8		0	E0		PP, EP, TOX, A	VE02	2	
2418	SULPHUR TETRAFLUORIDE	2	2TC		2+3+8		0	E0		PP, EP, TOX, A	VE02	2	
2419	BROMOTRIFLUOROETHYLENE	2	2F		2.1	662	0	E0		PP, EX, A	VE01	1	
2420	HEXAFLUOROACETONE	2	2TC		2+3+8		0	E0		PP, EP, TOX, A	VE02	2	
2421	NITROGEN TRIOXIDE	2	2TOC										
2422	OCTAFLUOROBUT-2-ENE (REFRIGERANT GAS R 1318)	2	2A		2.2	662	120 ml	E1		PP		0	
2424	OCTAFLUOROPROPANE (REFRIGERANT GAS R 218)	2	2A		2.2	662	120 ml	E1		PP		0	
2426	AMMONIUM NITRATE, LIQUID, hot concentrated solution, in a concentration of more than 80% but not more than 93%	5.1	O1		5.1	252 644	0	E0		PP		0	
2427	POTASSIUM CHLORATE, AQUEOUS SOLUTION	5.1	O1	II	5.1		1 L	E2		PP		0	
2427	POTASSIUM CHLORATE, AQUEOUS SOLUTION	5.1	O1	III	5.1		5 L	E1		PP		0	
2428	SODIUM CHLORATE, AQUEOUS SOLUTION	5.1	O1	II	5.1		1 L	E2		PP		0	
2428	SODIUM CHLORATE, AQUEOUS SOLUTION	5.1	O1	III	5.1		5 L	E1		PP		0	
2429	CALCIUM CHLORATE, AQUEOUS SOLUTION	5.1	O1	II	5.1		1 L	E2		PP		0	
2429	CALCIUM CHLORATE, AQUEOUS SOLUTION	5.1	O1	III	5.1		5 L	E1		PP		0	
2430	ALKYL PHENOLS, SOLID, N.O.S. (including C <sub>2</sub> -C <sub>12</sub> homologues)	8	C4	I	8		0	E0		PP, EP		0	
2430	ALKYL PHENOLS, SOLID, N.O.S. (including C <sub>2</sub> -C <sub>12</sub> homologues)	8	C4	II	8		1 kg	E2	T	PP, EP		0	
2430	ALKYL PHENOLS, SOLID, N.O.S. (including C <sub>2</sub> -C <sub>12</sub> homologues)	8	C4	III	8		5 kg	E1		PP, EP		0	



Copyright © United Nations, 2019. All rights reserved

UN No. or ID No.	Name and description	Class	Classi- fication Code	Packing group	Labels	Special provis- ions	Limited and excepted quantities	Carriage permitted	Equipment required	Venti- lation	Provisions concerning loading, unloading and carriage	Number of blue cones/ lights	Remarks
	3.1.2	2.2	2.2	2.1.1.3	5.2.2	3.3	3.4	3.5.1.2	3.2.1	8.1.5	7.1.6	7.1.5	3.2.1
(1)	(2)	(3a)	(3b)	(4)	(5)	(6)	(7a)	(7b)	(8)	(9)	(10)	(12)	(13)
2431	ANISIDINES	6.1	T1	III	6.1	802	5 L	E1		PP, EP, TOX, A	VE02	0	
2432	N,N-DIETHYLANILINE	6.1	T1	III	6.1	279 802	5 L	E1	T	PP, EP, TOX, A	VE02	0	
2433	CHLORONITROLOENES, LIQUID	6.1	T1	III	6.1	802	5 L	E1		PP, EP, TOX, A	VE02	0	
2434	DIBENZYLIDCHLOROSILANE	8	C3	II	8		0	E0		PP, EP		0	
2435	ETHYLPHENYLDICHLOROSILANE	8	C3	II	8		0	E0		PP, EP		0	
2436	THIOACETIC ACID	3	F1	II	3		1 L	E2		PP, EX, A	VE01	1	
2437	METHYLPHENYLDICHLOROSILANE	8	C3	II	8		0	E0		PP, EP		0	
2438	TRIMETHYLACETYL CHLORIDE	6.1	TFC	I	6.1+3+8	802	0	E0		PP, EP, EX, TOX, A	VE01, VE02	2	
2439	SODIUM HYDROGENDIFLUORIDE	8	C2	II	8		1 kg	E2		PP, EP		0	
2440	STANNIC CHLORIDE PENTAHYDRATE	8	C2	III	8		5 kg	E1		PP, EP		0	
2441	TITANIUM TRICHLORIDE, PYROPHORIC or TITANIUM TRICHLORIDE MIXTURE, PYROPHORIC	4.2	SC4	I	4.2+8	537	0	E0		PP, EP		0	
2442	TRICHLOROACETYL CHLORIDE	8	C3	II	8		0	E0		PP, EP		0	
2443	VANADILUM OXYTRICHLORIDE	8	C1	II	8		1 L	E0		PP, EP		0	
2444	VANADIUM TETRACHLORIDE	8	C1	I	8		0	E0		PP, EP		0	
2446	NITRORESOLS, SOLID	6.1	T2	III	6.1	802	5 kg	E1		PP, EP		0	
2447	PHOSPHORUS, WHITE, MOLTEN	4.2	ST3	I	4.2+6.1	802	0	E0		PP, EP, TOX, A	VE02	2	
2448	SULPHUR, MOLTEN	4.1	F3	III	4.1	538	0	E0	T	PP		0	
2451	NITROGEN TRIFLUORIDE	2	20		2.2+5.1	662	0	E0		PP		0	
2452	ETHYLACETYLENE, STABILIZED	2	2F		2.1	386	0	E0		PP, EX, A	VE01	1	
2453	ETHYL FLUORIDE (REFRIGERANT GAS R 161)	2	2F		2.1	662	0	E0		PP, EX, A	VE01	1	
2454	METHYL FLUORIDE (REFRIGERANT GAS R 41)	2	2F		2.1	662	0	E0		PP, EX, A	VE01	1	
2455	METHYL NITRILE	2	2A		2.1	662	0	E0		PP, EX, A	VE01	1	
2456	2-CHLOROPROPENE	3	F1	I	3		0	E3		PP, EX, A	VE01	1	
2457	2,3-DIMETHYLBUTANE	3	F1	II	3		1 L	E2		PP, EX, A	VE01	1	
2458	HEXADIENES	3	F1	II	3		1 L	E2	T	PP, EX, A	VE01	1	
2459	2-METHYL-1-BUTENE	3	F1	I	3		0	E3		PP, EX, A	VE01	1	
2460	2-METHYL-2-BUTENE	3	F1	II	3		1 L	E2		PP, EX, A	VE01	1	
2461	METHYLPENTADIENE	3	F1	II	3		1 L	E2		PP, EX, A	VE01	1	
2463	ALUMINIUM HYDRIDE	4.3	W2	I	4.3		0	E0		PP, EX, A	VE01	0	
2464	BERYLLIUM NITRATE	5.1	OT2	II	5.1+6.1	802	1 kg	E2		PP, EP	HA08	2	
2465	DICHLOROISOCYANURIC ACID, DRY or DICHLOROISOCYANURIC ACID SALTS	5.1	O2	II	5.1	135	1 kg	E2		PP		0	
2466	POTASSIUM SUPEROXIDE	5.1	O2	I	5.1		0	E0		PP		0	
2468	TRICHLOROISOCYANURIC ACID, DRY	5.1	O2	II	5.1		1 kg	E2		PP		0	
2469	ZINC BROMATE	5.1	O2	III	5.1		5 kg	E1		PP		0	
2470	PHENYLACETONITRILE, LIQUID	6.1	T1	III	6.1	802	5 L	E1		PP, EP, TOX, A	VE02	0	
2471	OSMIUM TETROXIDE	6.1	T5	I	6.1	802	0	E5		PP, EP		2	
2473	SODIUM ARSANILATE	6.1	T3	III	6.1	802	5 kg	E1		PP, EP, TOX, A	VE02	0	
2474	THIOPHOSGENE	6.1	T1	I	6.1	279 354 802	0	E0		PP, EP, TOX, A	VE02	2	

Copyright © United Nations, 2019. All rights reserved

UN No. or ID No.	Name and description	Class	Classi- fication Code	Packing group	Labels	Special provis- ions	Limited and excepted quantities	Carriage permitted	Equipment required	Venti- lation	Provisions concerning loading, unloading and carriage	Number of blue cones/ lights	Remarks
	3.1.2	2.2	2.2	2.1.1.3	5.2.2	3.3	3.4	3.5.1.2	3.2.1	8.1.5	7.1.6	7.1.5	3.2.1
(1)	(2)	(30)	(3b)	(4)	(5)	(6)	(7a)	(7b)	(8)	(9)	(10)	(12)	(13)
2475	VANADIUM TRICHLORIDE	8	C2	III	8	354	5 kg	E1		PP, EP		0	
2477	METHYL ISOTHIOCYANATE	6.1	TF1	I	6.1+3	354	0	E0	T	PP, EP, EX, TOX, A		2	
2478	ISOCYANATES, FLAMMABLE, TOXIC; N.O.S. or ISOCYANATE SOLUTION, FLAMMABLE, TOXIC, N.O.S.	3	FT1	II	3+6.1	274 539 802	1 L	E2		PP, EP, EX, TOX, A		2	
2478	ISOCYANATES, FLAMMABLE, TOXIC; N.O.S. or ISOCYANATE SOLUTION, FLAMMABLE, TOXIC, N.O.S.	3	FT1	III	3+6.1	274 802	5 L	E1		PP, EP, EX, TOX, A		0	
2480	METHYL ISOCYANATE	6.1	TF1	I	6.1+3	354 802	0	E0		PP, EP, EX, TOX, A		2	
2481	ETHYL ISOCYANATE	6.1	TF1	I	6.1+3	354 802	0	E0		PP, EP, EX, TOX, A		2	
2482	n-PROPYL ISOCYANATE	6.1	TF1	I	6.1+3	354 802	0	E0		PP, EP, EX, TOX, A		2	
2483	ISOPROPYL ISOCYANATE	6.1	TF1	I	6.1+3	354 802	0	E0		PP, EP, EX, TOX, A		2	
2484	tert-BUTYL ISOCYANATE	6.1	TF1	I	6.1+3	354 802	0	E0		PP, EP, EX, TOX, A		2	
2485	n-BUTYL ISOCYANATE	6.1	TF1	I	6.1+3	354 802	0	E0	T	PP, EP, EX, TOX, A		2	
2486	ISOBUTYL ISOCYANATE	6.1	TF1	I	6.1+3	354 802	0	E0	T	PP, EP, EX, TOX, A		2	
2487	PHENYL ISOCYANATE	6.1	TF1	I	6.1+3	354 802	0	E0	T	PP, EP, EX, TOX, A		2	
2488	CYCLOHEXYL ISOCYANATE	6.1	TF1	I	6.1+3	354 802	0	E0		PP, EP, EX, TOX, A		2	
2490	DICHLOROISOPROPYL ETHER	6.1	T1	II	6.1	802	100 ml	E4	T	PP, EP, TOX, A		2	
2491	ETHANOLAMINE or ETHANOLAMINE SOLUTION	8	C7	III	8		5 L	E1	T	PP, EP		0	
2493	HEXAMETHYLENIMINE	3	FC	II	3+8		1 L	E2	T	PP, EP, EX, A		1	
2495	IODINE PENTAFLUORIDE	5.1	OTC	I	5.1+6.1+8	802	0	E0		PP, EP, TOX, A		2	
2496	PROPIONIC ANHYDRIDE	8	C3	III	8		5 L	E1	T	PP, EP		0	
2498	1,2,3,6-TETRAHYDROBENZALDEHYDE	3	F1	III	3		5 L	E1		PP, EX, A		0	
2501	TRIS(1-AZIRIDINYL) PHOSPHINE OXIDE SOLUTION	6.1	T1	II	6.1	802	100 ml	E4		PP, EP, TOX, A		2	
2501	TRIS(1-AZIRIDINYL) PHOSPHINE OXIDE SOLUTION	6.1	T1	III	6.1	802	5 L	E1		PP, EP, TOX, A		0	
2502	VALERYL CHLORIDE	8	CF1	II	8+3		1 L	E2		PP, EP, EX, A		1	
2503	ZIRCONIUM TETRACHLORIDE	8	C2	III	8		5 kg	E1		PP, EP		0	
2504	TETRABROMOMETHANE	6.1	T1	III	6.1	802	5 L	E1		PP, EP, TOX, A		0	
2505	AMMONIUM FLUORIDE	6.1	T5	III	6.1	802	5 kg	E1	B	PP, EP		0	
2506	AMMONIUM HYDROGEN SULPHATE	8	C2	II	8		1 kg	E2	B	PP, EP	CO03	0	CO03 applies only when this substance is carried in bulk or without packaging

Copyright © United Nations, 2019. All rights reserved

UN No. or ID No.	Name and description	Class	Classi- fication Code	Packing group	Labels	Special provis- ions	Limited and excepted quantities	Carriage permitted	Equipment required	Venti- lation	Provisions concerning loading, unloading and carriage	Number of blue cones/ lights	Remarks
	3.1.2	2.2	2.2	2.1.1.3	5.2.2	3.3	3.4	3.5.1.2	3.2.1	8.1.5	7.1.6	7.1.5	3.2.1
(I)		(30)	(3b)	(4)	(5)	(6)	(7a)	(7b)	(8)	(9)	(10)	(12)	(13)
2507	CHLOROPLATINIC ACID, SOLID	8	C2	III	8		5 kg	E1		PP, EP		0	
2508	MOLYBDENUM PENTACHLORIDE	8	C2	III	8		5 kg	E1		PP, EP		0	
2509	POTASSIUM HYDROGEN SULPHATE	8	C2	II	8		1 kg	E2	B	PP, EP	CO03	0	CO03 applies only when this substance is carried in bulk or without packaging
2511	2-CHLOROPROPIONIC ACID	8	C3	III	8		5 L	E1		PP, EP		0	
2512	AMINOPHENOLS (o-, m-, p-)	6.1	T2	III	6.1	279 802	5 kg	E1		PP, EP		0	
2513	BROMOACETYL BROMIDE	8	C3	II	8		1 L	E2		PP, EP		0	
2514	BROMOBENZENE	3	F1	III	3		5 L	E1		PP, EX, A		0	
2515	BROMOFORM	6.1	T1	III	6.1	802	5 L	E1		PP, EP, TOX, A		0	
2516	CARBON TETRABROMIDE	6.1	T2	III	6.1	802	5 kg	E1		PP, EP		0	
2517	1-CHLORO-1,1-DIFLUOROETHANE (REFRIGERANT GAS R 142b)	2	2F		2.1	662	0	E0		PP, EX, A		1	
2518	1,5,9-CYCLODECATRIENE	6.1	T1	III	6.1	802	5 L	E1	T	PP, EP, TOX, A		0	
2520	CYCLOOCTADIENES	3	F1	III	3		5 L	E1		PP, EX, A		0	
2521	DIKETENE, STABILIZED	6.1	TF1	1	6.1+3	354 386 802	0	E0		PP, EP, EX, TOX, A		2	
2522	2-DIMETHYLAMINOETHYL METHACRYLATE	6.1	T1	II	6.1	802	100 ml	E4		PP, EP, TOX, A		2	
2524	ETHYL ORTHOFORMATE	3	F1	III	3		5 L	E1		PP, EX, A		0	
2525	ETHYL OXALATE	6.1	T1	III	6.1	802	5 L	E1		PP, EP, TOX, A		0	
2526	FURFURYLAMINE	3	FC	III	3+8		5 L	E1		PP, EP, EX, A		0	
2527	ISOBUTYL ACRYLATE, STABILIZED	3	F1	III	3	386	5 L	E1	T	PP, EX, A		0	
2528	ISOBUTYL ISOBUTYRATE	3	F1	III	3		5 L	E1	T	PP, EX, A		0	
2529	ISOBUTYRIC ACID	3	FC	III	3+8		5 L	E1		PP, EP, EX, A		0	
2531	METHACRYLIC ACID, STABILIZED	8	C3	II	8	386	1 L	E2	T	PP, EP		0	
2533	METHYL TRICHLOROACETATE	6.1	T1	III	6.1	802	5 L	E1		PP, EP, TOX, A		0	
2534	METHYLCHLOROSILANE	2	2TFC		2.3+2.1+8		0	E0		PP, EP, EX, TOX, A		2	
2535	4-METHYLMORPHOLINE (N-METHYLMORPHOLINE)	3	FC	II	3+8		1 L	E2		PP, EP, EX, A		1	
2536	METHYLTETRAHYDROFURAN	3	F1	II	3		1 L	E2		PP, EX, A		1	
2538	NITRONAPHTHALENE	4.1	F1	III	4.1		5 kg	E1		PP		0	
2541	TERPINOLENE	3	F1	III	3		5 L	E1		PP, EX, A		0	
2542	TRIBUTYLAMINE	6.1	T1	II	6.1	802	100 ml	E4		PP, EP, TOX, A		2	
2545	HAFNIUM POWDER, DRY	4.2	S4	1	4.2	540	0	E0		PP		0	
2545	HAFNIUM POWDER, DRY	4.2	S4	II	4.2	540	0	E2		PP		0	
2545	HAFNIUM POWDER, DRY	4.2	S4	III	4.2	540	0	E1		PP		0	
2546	TITANIUM POWDER, DRY	4.2	S4	1	4.2	540	0	E0		PP		0	
2546	TITANIUM POWDER, DRY	4.2	S4	II	4.2	540	0	E2		PP		0	
2546	TITANIUM POWDER, DRY	4.2	S4	III	4.2	540	0	E1		PP		0	

Copyright © United Nations, 2019. All rights reserved

UN No. or ID No.	Name and description	Class	Classi- fication Code	Packing group	Labels	Special provis- ions	Limited and excepted quantities	Carriage permitted	Equipment required	Venti- lation	Provisions concerning loading, unloading and carriage	Number of blue cones/ lights	Remarks
	3.1.2	2.2	2.2	2.1.1.3	5.2.2	3.3	3.4	3.5.1.2	3.2.1	8.1.5	7.1.6	7.1.5	3.2.1
(1)	SODIUM SUPEROXIDE	(30)	(3b)	(4)	(5)	(6)	(7a)	(7b)	(8)	(9)	(10)	(12)	(13)
2547	CHLORINE PENTAFLOURIDE	5.1	O2	I	5.1		0	E0		PP		0	
2548		2	2TOC		2.3+5.1+8		0	E0		PP, EP, TOX, A		2	
2552	HEXAFLUOROACETONE HYDRATE, LIQUID	6.1	T1	II	6.1	802	100 ml	E4		PP, EP, TOX, A		2	
2554	METHYLALYL CHLORIDE	3	F1	II	3		1 L	E2		PP, EX, A		1	
2555	NITROCELLULOSE WITH WATER (not less than 25% water, by mass)	4.1	D	II	4.1	541	0	E0		PP		0	
2556	NITROCELLULOSE WITH ALCOHOL (not less than 25% alcohol, by mass; and not more than 12.6% nitrogen, by dry mass)	4.1	D	II	4.1	541	0	E0		PP		0	
2557	NITROCELLULOSE, with not more than 12.6% nitrogen, by dry mass, MIXTURE WITH or WITHOUT PLASTICIZER, WITH or WITHOUT PIGMENT	4.1	D	II	4.1	241 541	0	E0		PP		0	
2558	EPIBROMOHYDRIN	6.1	TF1	I	6.1+3	802	0	E0		PP, EP, EX, TOX, A		2	
2560	2-METHYLPENTAN-2-OL	3	F1	III	3		5 L	E1		PP, EX, A		0	
2561	3-METHYL-1-BUTENE	3	F1	I	3		0	E3		PP, EX, A		1	
2564	TRICHLOROACETIC ACID SOLUTION	8	C3	II	8		1 L	E2	T	PP, EP		0	
2564	TRICHLOROACETIC ACID SOLUTION	8	C3	III	8		5 L	E1	T	PP, EP		0	
2565	DICYCLOHEXYLAMINE	8	C7	III	8		5 L	E1		PP, EP		0	
2567	SODIUM PENTACHLOROPHENATE	6.1	T2	II	6.1	802	500 g	E4		PP, EP		2	
2570	CADMIUM COMPOUND	6.1	T5	I	6.1	274 596 802	0	E5		PP, EP		2	
2570	CADMIUM COMPOUND	6.1	T5	II	6.1	274 596 802	500 g	E4		PP, EP		2	
2570	CADMIUM COMPOUND	6.1	T5	III	6.1	274 596 802	5 kg	E1		PP, EP		0	
2571	ALKYL SULPHURIC ACIDS	8	C3	II	8	802	1 L	E2		PP, EP		0	
2572	PHENYLHYDRAZINE	6.1	T1	II	6.1	802	100 ml	E4		PP, EP, TOX, A		2	
2573	THALLIUM CHLORATE	5.1	OT2	II	5.1+6.1	802	1 kg	E2		PP, EP		2	
2574	TRICRESYL PHOSPHATE with more than 3% ortho isomer	6.1	T1	II	6.1	802	100 ml	E4	T	PP, EP, TOX, A		2	
2576	PHOSPHORUS OXYBROMIDE, MOLTEN	8	C1	II	8		0	E0		PP, EP		0	
2577	PHENYLACETYL CHLORIDE	8	C3	II	8		1 L	E2		PP, EP		0	
2578	PHOSPHORUS TRIOXIDE	8	C2	III	8		5 kg	E1		PP, EP		0	
2579	PIPERAZINE	8	C8	III	8		5 kg	E1	T	PP, EP		0	
2580	ALUMINIUM BROMIDE SOLUTION	8	C1	III	8		5 L	E1		PP, EP		0	
2581	ALUMINIUM CHLORIDE SOLUTION	8	C1	III	8		5 L	E1		PP, EP		0	
2582	FERRIC CHLORIDE SOLUTION	8	C1	III	8		5 L	E1		PP, EP		0	
2583	ALKYL SULPHONIC ACIDS, SOLID or ARYL SULPHONIC ACIDS, SOLID with more than 5% free sulphonic acid	8	C2	II	8		1 kg	E2		PP, EP		0	
2584	ALKYL SULPHONIC ACIDS, LIQUID or ARYL SULPHONIC ACIDS, LIQUID with more than 5% free sulphonic acid	8	C1	II	8		1 L	E2		PP, EP		0	

Copyright © United Nations, 2019. All rights reserved

UN No. or ID No.	Name and description	Class	Classi- fication Code	Packing group	Labels	Special provis- ions	Limited and excepted quantities	Carriage permitted	Equipment required	Venti- lation	Provisions concerning loading, unloading and carriage	Number of blue cones/ lights	Remarks
	3.1.2	2.2	2.2	2.1.1.3	5.2.2	3.3	3.4	3.5.1.2	8.1.5	7.1.6	7.1.6	7.1.5	3.2.1
(I)	(2)	(3b)	(3b)	(4)	(5)	(6)	(7a)	(7b)	(9)	(10)	(11)	(12)	(13)
2585	ALKYLSULPHONIC ACIDS, SOLID or ARYLSULPHONIC ACIDS, SOLID with not more than 5% free sulphuric acid	8	C4	III	8		5 kg	E1	PP, EP			0	
2586	ALKYLSULPHONIC ACIDS, LIQUID or ARYLSULPHONIC ACIDS, LIQUID with not more than 5% free sulphuric acid	8	C3	III	8		5 L	E1	PP, EP			0	
2587	BENZOQUINONE	6.1	T2	II	6.1	802	500 g	E4	PP, EP			2	
2588	PESTICIDE, SOLID, TOXIC, N.O.S.	6.1	T7	I	6.1	61 274 648 802	0	E5	PP, EP			2	
2588	PESTICIDE, SOLID, TOXIC, N.O.S.	6.1	T7	II	6.1	61 274 648 802	500 g	E4	PP, EP			2	
2588	PESTICIDE, SOLID, TOXIC, N.O.S.	6.1	T7	III	6.1	61 274 648 802	5 kg	E1	PP, EP			0	
2589	VINYL CHLOROACETATE	6.1	TF1	II	6.1+3	802	100 ml	E4	PP, EP, EX, TOX. A	VE01, VE02		2	
2590	ASBESTOS, CHRYSOTILE	9	M1	III	9	168 802	5 kg	E1	PP			0	
2591	XENON, REFRIGERATED LIQUID	2	3A		2.2	593	120 ml	E1	PP			0	
2599	CHLOROTRIFLUOROMETHANE AND TRIFLUOROMETHANE AZEOTROPIC MIXTURE with approximately 60% chlorotrifluoromethane (REFRIGERANT GAS R 503)	2	2A		2.2	662	120 ml	E1	PP			0	
2601	CYCLOBUTANE	2	2F		2.1	662	0	E0	PP, EX, A	VE01		1	
2602	DICHLORODIFLUOROMETHANE AND 1,1- DIFLUOROETHANE AZEOTROPIC MIXTURE with approximately 74% dichlorodifluoromethane (REFRIGERANT GAS R 500)	2	2A		2.2	662	120 ml	E1	PP			0	
2603	CYCLOHEPTADIENE	3	FT1	II	3+6.1	802	1 L	E2	PP, EP, EX, TOX. A	VE01, VE02		2	
2604	BORON TRIFLUORIDE DIETHYL ETHERATE	8	CF1	I	8+3		0	E0	PP, EP, EX, A	VE01		1	
2605	METHOXYMETHYL ISOCYANATE	6.1	TF1	I	6.1+3	354 802	0	E0	PP, EP, EX, TOX. A	VE01, VE02		2	
2606	METHYL ORTHOSILICATE	6.1	TF1	I	6.1+3	354 802	0	E0	PP, EP, EX, TOX. A	VE01, VE02		2	
2607	ACROLEIN DIMER, STABILIZED	3	F1	III	3	386	5 L	E1	PP, EX, A			0	
2608	NITROPROPANES	3	F1	III	3		5 L	E1	PP, EX, A			0	
2609	TRIALLYL BORATE	6.1	T1	III	6.1	802	5 L	E1	PP, EP, TOX. A	VE01, VE02		0	
2610	TRIALLYLAMINE	3	FC	III	3+8		5 L	E1	PP, EP, EX, A	VE01		0	
2611	PROPYLENE CHLOROHYDRIN	6.1	TF1	II	6.1+3	802	100 ml	E4	PP, EP, EX, TOX. A	VE01, VE02		2	
2612	METHYL PROPYL ETHER	3	F1	II	3		1 L	E2	PP, EX, A	VE01		1	

UN No. or ID No.	Name and description	Class	Classi- fication Code	Packing group	Labels	Special provis- ions	Limited and excepted quantities	Carriage permitted	Equipment required	Venti- lation	Provisions concerning loading, unloading and carriage	Number of blue cones/ lights	Remarks
	3.1.2	2.2	2.2	2.1.1.3	5.2.2	3.3	3.4	3.5.1.2	3.2.1	8.1.5	7.1.6	7.1.5	3.2.1
(1)	METHALLYL ALCOHOL	(30)	(3b)	(4)	(5)	(6)	(7a)	(7b)	(8)	(9)	(10)	(12)	(13)
2614		3	F1	III	3		5 L	E1		PP, EX, A	VE01	0	
2615	ETHYL PROPYL ETHER	3	F1	II	3		1 L	E2	T	PP, EX, A	VE01	1	
2616	TRISOPROPYL BORATE	3	F1	II	3		1 L	E2		PP, EX, A	VE01	1	
2616	TRISOPROPYL BORATE	3	F1	III	3		5 L	E1		PP, EX, A	VE01	0	
2617	METHYLCYCLOHEXANOLS, flammable	3	F1	III	3		5 L	E1		PP, EX, A	VE01	0	
2618	VINYLTOLUENES, STABILIZED	3	F1	III	3	386	5 L	E1	T	PP, EX, A	VE01	0	
2619	BENZYLDMETHYLAMINE	8	CF1	II	8+3		1 L	E2		PP, EX, A	VE01	1	
2620	AMYL BUTYRATES	3	F1	III	3		5 L	E1		PP, EX, A	VE01	0	
2621	ACETYL METHYL CARBINOL	3	F1	III	3		5 L	E1		PP, EX, A	VE01	0	
2622	GLYCIDALDEHYDE	3	FT1	II	3+6.1	802	1 L	E2		PP, EX, A, TOX, A	VE01, VE02	2	
2623	FIRELIGHTERS, SOLID with flammable liquid	4.1	F1	III	4.1		5 kg	E1		PP		0	
2624	MAGNESIUM SILICIDE	4.3	W2	II	4.3		500 g	E2		PP, EX, A	VE01	0	
2626	CHLORIC ACID, AQUEOUS SOLUTION with not more than 10% chloric acid	5.1	O1	II	5.1	613	1 L	E0		PP	HA08	0	
2627	NITRITES, INORGANIC, N.O.S.	5.1	O2	II	5.1	103 274	1 kg	E2		PP		0	
2628	POTASSIUM FLUOROACETATE	6.1	T2	I	6.1	802	0	E5		PP, EP		2	
2629	SODIUM FLUOROACETATE	6.1	T2	I	6.1	802	0	E5		PP, EP		2	
2630	SELENATES or SELENITES	6.1	T5	I	6.1	274	0	E5		PP, EP		2	
2642	FLUOROACETIC ACID	6.1	T2	I	6.1	802	0	E5		PP, EP		2	
2643	METHYL BROMOACETATE	6.1	T1	II	6.1	802	100 ml	E4		PP, EP, TOX, A	VE02	2	
2644	METHYL IODIDE	6.1	T1	I	6.1	354 802	0	E0		PP, EP, TOX, A	VE02	2	
2645	PHENACYL BROMIDE	6.1	T2	II	6.1	802	500 g	E4		PP, EP		2	
2646	HEXACHLOROCYCLOPENTADIENE	6.1	T1	I	6.1	354 0	0	E0		PP, EP, TOX, A	VE02	2	
2647	MALONONITRILE	6.1	T2	II	6.1	802	500 g	E4		PP, EP		2	
2648	1,2-DIBROMOBUTAN-3-ONE	6.1	T1	II	6.1	802	100 ml	E4		PP, EP, TOX, A	VE02	2	
2649	1,3-DICHLOROACETONE	6.1	T2	II	6.1	802	500 g	E4		PP, EP		2	
2650	1,1-DICHLORO-1-NITROETHANE	6.1	T1	II	6.1	802	100 ml	E4		PP, EP, TOX, A	VE02	2	
2651	4,4'-DIAMINODIPHENYL-METHANE	6.1	T2	III	6.1	802	5 kg	E1	T	PP, EP		0	
2653	BENZYL IODIDE	6.1	T1	II	6.1	802	100 ml	E4		PP, EP, TOX, A	VE02	2	
2655	POTASSIUM FLUOROSILICATE	6.1	T5	III	6.1	802	5 kg	E1		PP, EP		0	
2656	QUINOLINE	6.1	T1	III	6.1	802	5 L	E1		PP, EP, TOX, A	VE02	0	
2657	SELENIUM DISULPHIDE	6.1	T5	II	6.1	802	500 g	E4		PP, EP		2	
2659	SODIUM CHLOROACETATE	6.1	T2	III	6.1	802	5 kg	E1		PP, EP		0	
2660	NITROTOLUIDINES (MONO)	6.1	T2	III	6.1	802	5 kg	E1		PP, EP		0	
2661	HEXACHLOROACETONE	6.1	T1	III	6.1	802	5 L	E1		PP, EP, TOX, A	VE02	0	
2664	DIBROMOMETHANE	6.1	T1	III	6.1	802	5 L	E1		PP, EP, TOX, A	VE02	0	
2667	BUTYLTOLUENES	6.1	T1	III	6.1	802	5 L	E1		PP, EP, TOX, A	VE02	0	

Copyright © United Nations, 2019. All rights reserved

UN No. or ID No.	Name and description	Class	Classi- fication Code	Packing group	Labels	Special provis- ions	Limited and excepted quantities	Carriage permitted	Equipment required	Venti- lation	Provisions concerning loading, unloading and carriage	Number of blue cones/ lights	Remarks
	3.1.2	2.2	2.2	2.1.1.3	5.2.2	3.3	3.4	3.5.1.2	8.1.5	7.1.6	7.1.6	7.1.5	3.2.1
	(2)	(30)	(30)	(4)	(5)	(6)	(7a)	(7b)	(8)	(9)	(10)	(12)	(13)
2668	CHLOROACETONITRILE	6.1	TF1	I	6.1+3	354	0	E0	PP, EP, EX, TOX, A	VE01, VE02		2	
2669	CHLOROCRESOLS, SOLUTION	6.1	T1	II	6.1	802	100 ml	E4	PP, EP, TOX, A	VE02		2	
2669	CHLOROCRESOLS, SOLUTION	6.1	T1	III	6.1	802	5 L	E1	PP, EP, TOX, A	VE02		0	
2670	CYANURIC CHLORIDE	8	C4	II	8		1 kg	E2	PP, EP			0	
2671	AMINOPYRIDINES (o-, m-, p-)	6.1	T2	II	6.1	802	500 g	E4	PP, EP			2	
2672	AMMONIA SOLUTION, relative density between 0.880 and 0.957 at 15 °C in water, with more than 10% but not more than 35% ammonia	8	C5	III	8	543	5 L	E1	T			0	
2673	2-AMINO-4-CHLOROPHENOL	6.1	T2	II	6.1	802	500 g	E4	PP, EP			2	
2674	SODIUM FLUOROSILICATE	6.1	T5	III	6.1	802	5 kg	E1	PP, EP			0	
2676	STIBINE	2	2TF		2.3+2.1		0	E0	PP, EP, EX, TOX, A	VE01, VE02		2	
2677	RUBIDIUM HYDROXIDE SOLUTION	8	C5	II	8		1 L	E2	PP, EP			0	
2677	RUBIDIUM HYDROXIDE SOLUTION	8	C5	III	8		5 L	E1	PP, EP			0	
2678	RUBIDIUM HYDROXIDE	8	C6	II	8		1 kg	E2	PP, EP			0	
2679	LITHIUM HYDROXIDE SOLUTION	8	C5	II	8		1 L	E2	PP, EP			0	
2679	LITHIUM HYDROXIDE SOLUTION	8	C5	III	8		5 L	E1	PP, EP			0	
2680	LITHIUM HYDROXIDE	8	C6	II	8		1 kg	E2	PP, EP			0	
2681	CAESIUM HYDROXIDE SOLUTION	8	C5	II	8		1 L	E2	PP, EP			0	
2681	CAESIUM HYDROXIDE SOLUTION	8	C5	III	8		5 L	E1	PP, EP			0	
2682	CAESIUM HYDROXIDE	8	C6	II	8		1 kg	E2	PP, EP			0	
2683	AMMONIUM SULPHIDE SOLUTION	8	CFT	II	8+3+6.1	802	1 L	E2	PP, EP, EX, TOX, A	VE01, VE02		2	
2684	3-DIETHYLAMINOPROPYLAMINE	3	FC	III	3+8		5 L	E1	PP, EP, EX, A	VE01		0	
2685	N,N-DIETHYLETHYLENEDIAMINE	8	CF1	II	8+3		1 L	E2	PP, EP, EX, A	VE01		1	
2686	2-DIETHYLAMINOETHANOL	8	CF1	II	8+3		1 L	E2	PP, EP, EX, A	VE01		1	
2687	DICYCLOHEXYLAMMONIUM NITRILE	4.1	F3	III	4.1		5 kg	E1	PP			0	
2688	1-BROMO-3-CHLOROPROPANE	6.1	T1	III	6.1	802	5 L	E1	PP, EP, TOX, A	VE02		0	
2689	GLYCEROL alpha-MONOCHLOROHYDRIN	6.1	T1	III	6.1	802	5 L	E1	PP, EP, TOX, A	VE02		0	
2690	N,n-BUTYLIMIDAZOLE	6.1	T1	II	6.1	802	100 ml	E4	PP, EP, TOX, A	VE02		2	
2691	PHOSPHORUS PENTABROMIDE	8	C2	II	8		1 kg	E0	PP, EP			0	
2692	BORON TRIBROMIDE	8	C1	I	8		0	E0	PP, EP			0	
2693	BISULPHITES, AQUEOUS SOLUTION, N.O.S.	8	C1	III	8	274	5 L	E1	PP, EP			0	
2698	TETRAHYDROPHthalic ANHYDRIDES with more than 0.05% of maleic anhydride	8	C4	III	8	169	5 kg	E1	PP, EP			0	
2699	TRIFLUOROACETIC ACID	8	C3	I	8		0	E0	PP, EP			0	
2705	1-PENTOL	8	C9	II	8		1 L	E2	PP, EP			0	
2707	DIMETHYLDIOXANES	3	F1	III	3		1 L	E2	PP, EX, A	VE01		1	
2707	DIMETHYLDIOXANES	3	F1	III	3		5 L	E1	PP, EX, A	VE01		0	
2709	BUTYLBENZENE	3	F1	III	3		5 L	E1	PP, EX, A	VE01		0	
2710	DIPROPYL KETONE	3	F1	III	3		5 L	E1	PP, EX, A	VE01		0	
2713	ACRIDINE	6.1	T2	III	6.1	802	5 kg	E1	PP, EP			0	

Copyright © United Nations, 2019. All rights reserved

UN No. or ID No.	Name and description	Class	Classi- fication Code	Packing group	Labels	Special provis- ions	Limited and excepted quantities	Carriage permitted	Equipment required	Venti- lation	Provisions concerning loading, unloading and carriage	Number of blue cones/ lights	Remarks
	3.1.2	2.2	2.2	2.1.1.3	5.2.2	3.3	3.4	3.5.1.2	3.2.1	8.1.5	7.1.6	7.1.5	3.2.1
(1)		(30)	(30)	(4)	(5)	(6)	(7a)	(7b)	(8)	(9)	(10)	(12)	(13)
2714	ZINC RESINATE	4.1	F3	III	4.1		5 kg	E1		PP		0	
2715	ALUMINIUM RESINATE	4.1	F3	III	4.1		5 kg	E1		PP		0	
2716	1,4-BUTYNEDIOL	6.1	T2	III	6.1	802	5 kg	E1		PP, EP		0	
2717	CAMPBOR, synthetic	4.1	F1	III	4.1		5 kg	E1		PP		0	
2719	BARIUM BROMATE	5.1	OT2	II	5.1+6.1	802	1 kg	E2		PP, EP		2	
2720	CHROMIUM NITRATE	5.1	O2	III	5.1		5 kg	E1	B	PP	CO02, LO04	0	CO02 and LO04 apply only when this substance is carried in bulk or without packaging
2721	COPPER CHLORATE	5.1	O2	II	5.1		1 kg	E2		PP		0	
2722	LITHIUM NITRATE	5.1	O2	III	5.1		5 kg	E1	B	PP	CO02, LO04	0	CO02 and LO04 apply only when this substance is carried in bulk or without packaging
2723	MAGNESIUM CHLORATE	5.1	O2	II	5.1		1 kg	E2		PP		0	
2724	MANGANESE NITRATE	5.1	O2	III	5.1		5 kg	E1	B	PP	CO02, LO04	0	CO02 and LO04 apply only when this substance is carried in bulk or without packaging
2725	NICKEL NITRATE	5.1	O2	III	5.1		5 kg	E1	B	PP	CO02, LO04	0	CO02 and LO04 apply only when this substance is carried in bulk or without packaging
2726	NICKEL NITRITE	5.1	O2	III	5.1		5 kg	E1		PP		0	
2727	THALLIUM NITRATE	6.1	TO2	II	6.1+5.1	802	500 g	E4		PP, EP		2	
2728	ZIRCONIUM NITRATE	5.1	O2	III	5.1		5 kg	E1	B	PP	CO02, LO04	0	CO02 and LO04 apply only when this substance is carried in bulk or without packaging
2729	HEXACHLOROBENZENE	6.1	T2	III	6.1	802	5 kg	E1		PP, EP		0	
2730	NITROANISOLE, LIQUID	6.1	T1	III	6.1	802	5 L	E1		PP, EP, TOX, A		0	
2732	NITROBROMOBENZENES, LIQUID	6.1	T1	III	6.1	802	5 L	E1		PP, EP, TOX, A		0	
2733	AMINES, FLAMMABLE, CORROSIVE, N.O.S. or POLYAMINES, FLAMMABLE, CORROSIVE, N.O.S.	3	FC	I	3+8	274 544	0	E0		PP, EP, EX, A		1	
2733	AMINES, FLAMMABLE, CORROSIVE, N.O.S. or POLYAMINES, FLAMMABLE, CORROSIVE, N.O.S.	3	FC	II	3+8	274 544	1 L	E2	T	PP, EP, EX, A		1	
2733	AMINES, FLAMMABLE, CORROSIVE, N.O.S. or POLYAMINES, FLAMMABLE, CORROSIVE, N.O.S.	3	FC	III	3+8	274 544	5 L	E1		PP, EP, EX, A		0	
2734	AMINES, LIQUID, CORROSIVE, FLAMMABLE, N.O.S. or POLYAMINES, LIQUID, CORROSIVE, FLAMMABLE, N.O.S.	8	CF1	I	8+3	274	0	E0		PP, EP, EX, A		1	
2734	AMINES, LIQUID, CORROSIVE, FLAMMABLE, N.O.S. or POLYAMINES, LIQUID, CORROSIVE, FLAMMABLE, N.O.S.	8	CF1	II	8+3	274	1 L	E2		PP, EP, EX, A		1	
2735	AMINES, LIQUID, CORROSIVE, N.O.S. or POLYAMINES, LIQUID, CORROSIVE, N.O.S.	8	C7	I	8	274	0	E0	T	PP, EP		0	



Copyright © United Nations, 2019. All rights reserved

UN No. or ID No.	Name and description	Class	Classi- fication Code	Packing group	Labels	Special provis- ions	Limited and excepted quantities	Carriage permitted	Equipment required	Venti- lation	Provisions concerning loading, unloading and carriage	Number of blue cones/ lights	Remarks
	3.1.2	2.2	2.2	2.1.1.3	5.2.2	3.3	3.4	3.5.1.2	3.2.1	7.1.6	7.1.6	7.1.5	3.2.1
(I)	(2)	(30)	(3b)	(4)	(5)	(6)	(7a)	(7b)	(8)	(9)	(10)	(12)	(13)
2735	AMINES, LIQUID, CORROSIVE, N.O.S. or POLYAMINES, LIQUID, CORROSIVE, N.O.S.	8	C7	II	8	274	1 L	E2	T	PP, EP		0	
2735	AMINES, LIQUID, CORROSIVE, N.O.S. or POLYAMINES, LIQUID, CORROSIVE, N.O.S.	8	C7	III	8	274	5 L	E1	T	PP, EP		0	
2738	N-BUTYLANILINE	6.1	T1	II	6.1	802	100 ml	E4		PP, EP, TOX, A		2	
2739	BUTYRIC ANHYDRIDE	8	C3	III	8		5 L	E1		PP, EP		0	
2740	n-PROPYL CHLOROFORMATE	6.1	TFC	I	6.1+3+8	802	0	E0		PP, EP, EX, TOX, A		2	
2741	BARIUM HYPOCHLORITE with more than 22% available chlorine	5.1	OT2	II	5.1+6.1	802	1 kg	E2		PP, EP		2	
2742	CHLOROFORMATES, TOXIC, CORROSIVE, FLAMMABLE, N.O.S.	6.1	TFC	II	6.1+3+8	274 561 802	100 ml	E4		PP, EP, EX, TOX, A		2	
2743	n-BUTYL CHLOROFORMATE	6.1	TFC	II	6.1+3+8	802	100 ml	E0		PP, EP, EX, TOX, A		2	
2744	CYCLOBUTYL CHLOROFORMATE	6.1	TFC	II	6.1+3+8	802	100 ml	E4		PP, EP, EX, TOX, A		2	
2745	CHLOROMETHYL CHLOROFORMATE	6.1	TC1	II	6.1+8	802	100 ml	E4		PP, EP, TOX, A		2	
2746	PHENYL CHLOROFORMATE	6.1	TC1	II	6.1+8	802	100 ml	E4		PP, EP, TOX, A		2	
2747	tert-BUTYLCYCLOHEXYL CHLOROFORMATE	6.1	T1	III	6.1	802	5 L	E1		PP, EP, TOX, A		0	
2748	2-ETHYLHEXYL CHLOROFORMATE	6.1	TC1	II	6.1+8	802	100 ml	E4		PP, EP, TOX, A		2	
2749	TETRAMETHYL SILANE	3	F1	I	3		0	E0		PP, EX, A		1	
2750	1,3-DICHLOROPROPANOL-2	6.1	T1	II	6.1	802	100 ml	E4		PP, EP, TOX, A		2	
2751	DIETHYLTHIOPHOSPHORYL CHLORIDE	8	C3	II	8		1 L	E2		PP, EP		0	
2752	1,2-EPOXY-3-ETHOXYPROPANE	3	F1	III	3		5 L	E1		PP, EX, A		0	
2753	N-ETHYLBENZYL TOLUIDINES, LIQUID	6.1	T1	III	6.1	802	5 L	E1		PP, EP, TOX, A		0	
2754	N-ETHYLTOLUIDINES	6.1	T1	II	6.1	802	100 ml	E4	T	PP, EP, TOX, A		2	
2757	CARBAMATE PESTICIDE, SOLID, TOXIC	6.1	T7	I	6.1	61 274 648 802	0	E5		PP, EP		2	
2757	CARBAMATE PESTICIDE, SOLID, TOXIC	6.1	T7	II	6.1	61 274 648 802	500 g	E4		PP, EP		2	
2757	CARBAMATE PESTICIDE, SOLID, TOXIC	6.1	T7	III	6.1	61 274 648 802	5 kg	E1		PP, EP		0	
2758	CARBAMATE PESTICIDE, LIQUID, FLAMMABLE, TOXIC, flash-point less than 23 °C	3	FT2	I	3+6.1	61 274 802	0	E0		PP, EP, EX, TOX, A		2	

Copyright © United Nations, 2019. All rights reserved

UN No. or ID No.	Name and description	Class	Classi- fication Code	Packing group	Labels	Special provis- ions	Limited and excepted quantities	Carriage permitted	Equipment required	Vendi- cation	Provisions concerning loading, unloading and carriage	Number of blue cones/ lights	Remarks
	3.1.2	2.2	2.2	2.1.1.3	5.2.2	3.3	3.4	3.5.1.2	3.2.1	8.1.5	7.1.6	7.1.5	3.2.1
	(2)	(30)	(30)	(4)	(5)	(6)	(7a)	(7b)	(8)	(9)	(10)	(12)	(13)
2758	CARBAMATE PESTICIDE, LIQUID, FLAMMABLE, TOXIC, flash-point less than 23 °C	3	FT2	II	3+6.1	61 274 802	1 L	E2		PP, EP, EX, TOX. A	VE01, VE02	2	
2759	ARSENICAL PESTICIDE, SOLID, TOXIC	6.1	T7	I	6.1	61 274 648 802	0	E5		PP, EP		2	
2759	ARSENICAL PESTICIDE, SOLID, TOXIC	6.1	T7	II	6.1	61 274 648 802	500 g	E4		PP, EP		2	
2759	ARSENICAL PESTICIDE, SOLID, TOXIC	6.1	T7	III	6.1	61 274 648 802	5 kg	E1		PP, EP		0	
2760	ARSENICAL PESTICIDE, LIQUID, FLAMMABLE, TOXIC, flash-point less than 23 °C	3	FT2	I	3+6.1	61 274 802	0	E0		PP, EP, EX, TOX. A	VE01, VE02	2	
2760	ARSENICAL PESTICIDE, LIQUID, FLAMMABLE, TOXIC, flash-point less than 23 °C	3	FT2	II	3+6.1	61 274 802	1 L	E2		PP, EP, EX, TOX. A	VE01, VE02	2	
2761	ORGANOCHLORINE PESTICIDE, SOLID, TOXIC	6.1	T7	I	6.1	61 274 648 802	0	E5		PP, EP		2	
2761	ORGANOCHLORINE PESTICIDE, SOLID, TOXIC	6.1	T7	II	6.1	61 274 648 802	500 g	E4		PP, EP		2	
2761	ORGANOCHLORINE PESTICIDE, SOLID, TOXIC	6.1	T7	III	6.1	61 274 648 802	5 kg	E1		PP, EP		0	
2762	ORGANOCHLORINE PESTICIDE, LIQUID, FLAMMABLE, TOXIC, flash-point less than 23 °C	3	FT2	I	3+6.1	61 274 802	0	E0		PP, EP, EX, TOX. A	VE01, VE02	2	
2762	ORGANOCHLORINE PESTICIDE, LIQUID, FLAMMABLE, TOXIC, flash-point less than 23 °C	3	FT2	II	3+6.1	61 274 802	1 L	E2		PP, EP, EX, TOX. A	VE01, VE02	2	
2763	TRIAZINE PESTICIDE, SOLID, TOXIC	6.1	T7	I	6.1	61 274 648 802	0	E5		PP, EP		2	
2763	TRIAZINE PESTICIDE, SOLID, TOXIC	6.1	T7	II	6.1	61 274 648 802	500 g	E4		PP, EP		2	
2763	TRIAZINE PESTICIDE, SOLID, TOXIC	6.1	T7	III	6.1	61 274 648 802	5 kg	E1		PP, EP		0	

Copyright © United Nations, 2019. All rights reserved

UN No. or ID No.	Name and description	Class	Classi- fication Code	Packing group	Labels	Special provis- ions	Limited and excepted quantities	Carriage permitted	Equipment required	Venti- lation	Provisions concerning loading, unloading and carriage	Number of blue cones/ lights	Remarks
	3.1.2	2.2	2.2	2.1.1.3	5.2.2	3.3	3.4	3.5.1.2	3.2.1	8.1.5	7.1.6	7.1.5	3.2.1
	(2)	(30)	(30)	(4)	(5)	(6)	(7a)	(7b)	(8)	(9)	(10)	(12)	(13)
2764	TRIAZINE PESTICIDE, LIQUID, FLAMMABLE, TOXIC, flash-point less than 23 °C	3	FT2	I	3+6.1	61 274 802	0	E0		PP, EP, EX, TOX. A	VE01, VE02	2	
2764	TRIAZINE PESTICIDE, LIQUID, FLAMMABLE, TOXIC, flash-point less than 23 °C	3	FT2	II	3+6.1	61 274 802	1 L	E2		PP, EP, EX, TOX. A	VE01, VE02	2	
2771	THIOCARBAMATE PESTICIDE, SOLID, TOXIC	6.1	T7	I	6.1	61 274 648 802	0	E5		PP, EP		2	
2771	THIOCARBAMATE PESTICIDE, SOLID, TOXIC	6.1	T7	II	6.1	61 274 648 802	500 g	E4		PP, EP		2	
2771	THIOCARBAMATE PESTICIDE, SOLID, TOXIC	6.1	T7	III	6.1	61 274 648 802	5 kg	E1		PP, EP		0	
2772	THIOCARBAMATE PESTICIDE, LIQUID, FLAMMABLE, TOXIC, flash-point less than 23 °C	3	FT2	I	3+6.1	61 274 802	0	E0		PP, EP, EX, TOX. A	VE01, VE02	2	
2772	THIOCARBAMATE PESTICIDE, LIQUID, FLAMMABLE, TOXIC, flash-point less than 23 °C	3	FT2	II	3+6.1	61 274 802	1 L	E2		PP, EP, EX, TOX. A	VE01, VE02	2	
2775	COPPER BASED PESTICIDE, SOLID, TOXIC	6.1	T7	I	6.1	61 274 648 802	0	E5		PP, EP		2	
2775	COPPER BASED PESTICIDE, SOLID, TOXIC	6.1	T7	II	6.1	61 274 648 802	500 g	E4		PP, EP		2	
2775	COPPER BASED PESTICIDE, SOLID, TOXIC	6.1	T7	III	6.1	61 274 648 802	5 kg	E1		PP, EP		0	
2776	COPPER BASED PESTICIDE, LIQUID, FLAMMABLE, TOXIC, flash-point less than 23 °C	3	FT2	I	3+6.1	61 274 802	0	E0		PP, EP, EX, TOX. A	VE01, VE02	2	
2776	COPPER BASED PESTICIDE, LIQUID, FLAMMABLE, TOXIC, flash-point less than 23 °C	3	FT2	II	3+6.1	61 274 802	1 L	E2		PP, EP, EX, TOX. A	VE01, VE02	2	
2777	MERCURY BASED PESTICIDE, SOLID, TOXIC	6.1	T7	I	6.1	61 274 648 802	0	E5		PP, EP		2	
2777	MERCURY BASED PESTICIDE, SOLID, TOXIC	6.1	T7	II	6.1	61 274 648 802	500 g	E4		PP, EP		2	

Copyright © United Nations, 2019. All rights reserved

UN No. or ID No.	Name and description	Class	Classification Code	Packing group	Labels	Special provisions	Limited and excepted quantities	Carriage permitted	Equipment required	Ventilation	Provisions concerning loading, unloading and carriage	Number of blue cones/ lights	Remarks
	3.1.2	2.2	2.2	2.1.1.3	5.2.2	3.3	3.4	3.5.1.2	3.2.1	8.1.5	7.1.6	7.1.5	3.2.1
	(2)	(30)	(3b)	(4)	(5)	(6)	(7a)	(7b)	(8)	(9)	(10)	(11)	(12)
2777	MERCURY BASED PESTICIDE, SOLID, TOXIC	6.1	T7	III	6.1	61 274 648 802	5 kg	E1		PP, EP		0	(13)
2778	MERCURY BASED PESTICIDE, LIQUID, FLAMMABLE, TOXIC, flash-point less than 23 °C	3	FT2	I	3+6.1	61 274	0	E0		PP, EP, EX, TOX, A		2	
2778	MERCURY BASED PESTICIDE, LIQUID, FLAMMABLE, TOXIC, flash-point less than 23 °C	3	FT2	II	3+6.1	61 274 802	1 L	E2		PP, EP, EX, TOX, A		2	
2779	SUBSTITUTED NITROPHENOL PESTICIDE, SOLID, TOXIC	6.1	T7	I	6.1	61 274 648 802	0	E5		PP, EP		2	
2779	SUBSTITUTED NITROPHENOL PESTICIDE, SOLID, TOXIC	6.1	T7	II	6.1	61 274 648 802	500 g	E4		PP, EP		2	
2779	SUBSTITUTED NITROPHENOL PESTICIDE, SOLID, TOXIC	6.1	T7	III	6.1	61 274 648 802	5 kg	E1		PP, EP		0	
2780	SUBSTITUTED NITROPHENOL PESTICIDE, LIQUID, FLAMMABLE, TOXIC, flash-point less than 23 °C	3	FT2	I	3+6.1	61 274 802	0	E0		PP, EP, EX, TOX, A		2	
2780	SUBSTITUTED NITROPHENOL PESTICIDE, LIQUID, FLAMMABLE, TOXIC, flash-point less than 23 °C	3	FT2	II	3+6.1	61 274 802	1 L	E2		PP, EP, EX, TOX, A		2	
2781	BIPYRIDILIUM PESTICIDE, SOLID, TOXIC	6.1	T7	I	6.1	61 274 648 802	0	E5		PP, EP		2	
2781	BIPYRIDILIUM PESTICIDE, SOLID, TOXIC	6.1	T7	II	6.1	61 274 648 802	500 g	E4		PP, EP		2	
2781	BIPYRIDILIUM PESTICIDE, SOLID, TOXIC	6.1	T7	III	6.1	61 274 648 802	5 kg	E1		PP, EP		0	
2782	BIPYRIDILIUM PESTICIDE, LIQUID, FLAMMABLE, TOXIC, flash-point less than 23 °C	3	FT2	I	3+6.1	61 274 802	0	E0		PP, EP, EX, TOX, A		2	
2782	BIPYRIDILIUM PESTICIDE, LIQUID, FLAMMABLE, TOXIC, flash-point less than 23 °C	3	FT2	II	3+6.1	61 274 802	1 L	E2		PP, EP, EX, TOX, A		2	
2783	ORGANOPHOSPHORUS PESTICIDE, SOLID, TOXIC	6.1	T7	I	6.1	61 274 648 802	0	E5		PP, EP		2	

Copyright © United Nations, 2019. All rights reserved

UN No. or ID No.	Name and description	Class	Classi- fication Code	Packing group	Labels	Special provis- ions	Limited and excepted quantities	Carriage permitted	Equipment required	Venti- lation	Provisions concerning loading, unloading and carriage	Number of blue cones/ lights	Remarks
	3.1.2	2.2 (30)	2.2 (3b)	2.1.1.3 (4)	5.2.2 (5)	3.3 (6)	3.4 (7a)	3.5.1.2 (7b)	8.1.5 (9)	7.1.6 (10)	7.1.6 (11)	7.1.5 (12)	3.2.1 (13)
2783	ORGANOPHOSPHORUS PESTICIDE, SOLID, TOXIC	6.1	T7	II	6.1	61 274 648 802	500 g	E4	PP, EP			2	
2783	ORGANOPHOSPHORUS PESTICIDE, SOLID, TOXIC	6.1	T7	III	6.1	61 274 648 802	5 kg	E1	PP, EP			0	
2784	ORGANOPHOSPHORUS PESTICIDE, LIQUID, FLAMMABLE, TOXIC, flash-point less than 23 °C	3	FT2	I	3+6.1	61 274 802	0	E0	PP, EP, EX, TOX. A	VE01, VE02		2	
2784	ORGANOPHOSPHORUS PESTICIDE, LIQUID, FLAMMABLE, TOXIC, flash-point less than 23 °C	3	FT2	II	3+6.1	61 274 802	1 L	E2	PP, EP, EX, TOX. A	VE01, VE02		2	
2785	4-THIAPENTANAL	6.1	T1	III	6.1	802	5 L	E1	PP, EP, TOX. A	VE02		0	
2786	ORGANOTIN PESTICIDE, SOLID, TOXIC	6.1	T7	I	6.1	61 274 648 802	0	E5	PP, EP			2	
2786	ORGANOTIN PESTICIDE, SOLID, TOXIC	6.1	T7	II	6.1	61 274 648 802	500 g	E4	PP, EP			2	
2786	ORGANOTIN PESTICIDE, SOLID, TOXIC	6.1	T7	III	6.1	61 274 648 802	5 kg	E1	PP, EP			0	
2787	ORGANOTIN PESTICIDE, LIQUID, FLAMMABLE, TOXIC, flash-point less than 23 °C	3	FT2	I	3+6.1	61 274 802	0	E0	PP, EP, EX, TOX. A	VE01, VE02		2	
2787	ORGANOTIN PESTICIDE, LIQUID, FLAMMABLE, TOXIC, flash-point less than 23 °C	3	FT2	II	3+6.1	61 274 802	1 L	E2	PP, EP, EX, TOX. A	VE01, VE02		2	
2788	ORGANOTIN COMPOUND, LIQUID, N.O.S.	6.1	T3	I	6.1	43 274 802	0	E5	PP, EP, TOX. A	VE02		2	
2788	ORGANOTIN COMPOUND, LIQUID, N.O.S.	6.1	T3	II	6.1	43 274 802	100 ml	E4	PP, EP, TOX. A	VE02		2	
2788	ORGANOTIN COMPOUND, LIQUID, N.O.S.	6.1	T3	III	6.1	43 274 802	5 L	E1	PP, EP, TOX. A	VE02		0	
2789	ACETIC ACID, GLACIAL or ACETIC ACID SOLUTION, more than 80% acid, by mass	8	CF1	II	8+3	802	1 L	E2	PP, EP, EX, A	VE01		1	
2790	ACETIC ACID SOLUTION, not less than 50% but not more than 80% acid, by mass	8	C3	II	8		1 L	E2	PP, EP			0	
2790	ACETIC ACID SOLUTION, more than 10% and less than 50% acid, by mass	8	C3	III	8	597 647	5 L	E1	PP, EP			0	

Copyright © United Nations, 2019. All rights reserved

UN No. or ID No.	Name and description	Class	Classi- fication Code	Packing group	Labels	Special provis- ions	Limited and excepted quantities	Carriage permitted	Equipment required	Venti- lation	Provisions concerning loading, unloading and carriage	Number of blue cones/ lights	Remarks
	3.1.2	2.2	2.2	2.1.1.3	5.2.2	3.3	3.4	3.5.1.2	8.1.5	7.1.6	7.1.6	7.1.5	3.2.1
(I)	(2)	(30)	(30)	(4)	(5)	(6)	(7a)	(7b)	(9)	(10)	(11)	(12)	(13)
2793	FERROUS METAL BORINGS, SHAVINGS, TURNINGS or CUTTINGS in a form liable to self- heating	4.2	S4	III	4.2	592	0	E1	PP		LO02	0	LO02 applies only when this substance is carried in bulk or without packaging
2794	BATTERIES, WET, FILLED WITH ACID, electric storage	8	C11		8	295 598	1 L	E0	PP, EP			0	
2795	BATTERIES, WET, FILLED WITH ALKALI, electric storage	8	C11		8	295 598	1 L	E0	PP, EP			0	
2796	SULPHURIC ACID with not more than 51% acid or BATTERY FLUID, ACID	8	C1	II	8		1 L	E2	PP, EP			0	
2797	BATTERY FLUID, ALKALI	8	C5	II	8		1 L	E2	PP, EP			0	
2798	PHENYLPHOSPHORUS DICHLORIDE	8	C3	II	8		1 L	E0	PP, EP			0	
2799	PHENYLPHOSPHORUS THIODICHLORIDE	8	C3	II	8		1 L	E0	PP, EP			0	
2800	BATTERIES, WET, NON-SPILLABLE, electric storage	8	C11		8	238 295 598	1 L	E0	PP, EP			0	
2801	DYE, LIQUID, CORROSIVE, N.O.S. or DYE INTERMEDIATE, LIQUID, CORROSIVE, N.O.S.	8	C9	I	8	274	0	E0	PP, EP			0	
2801	DYE, LIQUID, CORROSIVE, N.O.S. or DYE INTERMEDIATE, LIQUID, CORROSIVE, N.O.S.	8	C9	II	8	274	1 L	E2	PP, EP			0	
2801	DYE, LIQUID, CORROSIVE, N.O.S. or DYE INTERMEDIATE, LIQUID, CORROSIVE, N.O.S.	8	C9	III	8	274	5 L	E1	PP, EP			0	
2802	COPPER CHLORIDE	8	C2	III	8		5 kg	E1	PP, EP			0	
2803	GALLIUM	8	C10	III	8		5 kg	E0	PP, EP			0	
2805	LITHIUM HYDRIDE, FUSED SOLID	4.3	W2	II	4.3		500 g	E2	PP, EX, A	VE01	HA08	0	
2806	LITHIUM NITRIDE	4.3	W2	I	4.3		0	E0	PP, EX, A	VE01	HA08	0	
2807	Magnetized material	9	M11						NOT SUBJECT TO ADN				
2809	MERCURY	8	CT1	III	8+6.1	365	5 kg	E0	PP, EP, EX, TOX, A	VE02		0	
2810	TOXIC LIQUID, ORGANIC, N.O.S.	6.1	T1	I	6.1	274 315 614 802	0	E5	PP, EP, TOX, A	VE02		2	
2810	TOXIC LIQUID, ORGANIC, N.O.S.	6.1	T1	II	6.1	274 614 802	100 ml	E4	PP, EP, TOX, A	VE02		2	
2810	TOXIC LIQUID, ORGANIC, N.O.S.	6.1	T1	III	6.1	274 614 802	5 L	E1	PP, EP, TOX, A	VE02		0	
2811	TOXIC SOLID, ORGANIC, N.O.S.	6.1	T2	I	6.1	274 614 802	0	E5	PP, EP			2	
2811	TOXIC SOLID, ORGANIC, N.O.S.	6.1	T2	II	6.1	274 614 802	500 g	E4	PP, EP			2	
2811	TOXIC SOLID, ORGANIC, N.O.S.	6.1	T2	III	6.1	274 614 802	5 kg	E1	PP, EP			0	
2812	Sodium aluminate, solid	8	C6						NOT SUBJECT TO ADN				
2813	WATER-REACTIVE SOLID, N.O.S.	4.3	W2	I	4.3	274	0	E0	PP, EX, A	VE01	HA08	0	
2813	WATER-REACTIVE SOLID, N.O.S.	4.3	W2	II	4.3	274	500 g	E2	PP, EX, A	VE01	HA08	0	

Copyright © United Nations, 2019. All rights reserved

UN No. or ID No.	Name and description	Class	Classi- fication Code	Packing group	Labels	Special provis- ions	Limited and excepted quantities	Carriage permitted	Equipment required	Vendi- cation	Provisions concerning loading, unloading and carriage	Number of blue cones/ lights	Remarks
	3.1.2	2.2	2.2	2.1.1.3	5.2.2	3.3	3.4	3.5.1.2	3.2.1	8.1.5	7.1.6	7.1.5	3.2.1
(I)	(2)	(30)	(30)	(4)	(5)	(6)	(7a)	(7b)	(8)	(9)	(10)	(12)	(13)
2813	WATER-REACTIVE SOLID, N.O.S.	4.3	W2	III	4.3	274	1 kg	E1		PP, EX, A	HA08	0	
2814	INFECTIOUS SUBSTANCE, AFFECTING HUMANS	6.2	I1		6.2	318	0	E0		PP		0	
2814	INFECTIOUS SUBSTANCE, AFFECTING HUMANS, in refrigerated liquid nitrogen	6.2	I1		6.2+2.2	318	0	E0		PP		0	
2814	INFECTIOUS SUBSTANCE, AFFECTING HUMANS (animal material only)	6.2	I1		6.2	318	0	E0		PP		0	
2815	N-AMINOETHYLPIPERAZINE	8	CT1	III	8+6.1	802	5 L	E1	T	PP, EP		0	
2817	AMMONIUM HYDROGENDIFLUORIDE SOLUTION	8	CT1	II	8+6.1	802	1 L	E2		PP, EP		2	
2817	AMMONIUM HYDROGENDIFLUORIDE SOLUTION	8	CT1	III	8+6.1	802	5 L	E1		PP, EP		0	
2818	AMMONIUM POLYSULPHIDE SOLUTION	8	CT1	II	8+6.1	802	1 L	E2		PP, EP		2	
2818	AMMONIUM POLYSULPHIDE SOLUTION	8	CT1	III	8+6.1	802	5 L	E1		PP, EP		0	
2819	AMYL ACID PHOSPHATE	8	C3	III	8		5 L	E1		PP, EP		0	
2820	BUTYRIC ACID	8	C3	III	8		5 L	E1	T	PP, EP		0	
2821	PHENOL SOLUTION	6.1	T1	II	6.1	802	100 ml	E4		PP, EP, TOX, A	VE02	2	
2821	PHENOL SOLUTION	6.1	T1	III	6.1	802	5 L	E1		PP, EP, TOX, A	VE02	0	
2822	2-CHLOROPYRIDINE	6.1	T1	II	6.1	802	100 ml	E4		PP, EP, TOX, A	VE02	2	
2823	CROTONIC ACID, SOLID	8	C4	III	8		5 kg	E1		PP, EP		0	
2826	ETHYL CHLOROTHIOFORMATE	8	CF1	II	8+3		0	E0		PP, EP, EX, A	VE01	1	
2829	CAPROIC ACID	8	C3	III	8		5 L	E1	T	PP, EP		0	
2830	LITHIUM FERROSILICON	4.3	W2	II	4.3		500 g	E2		PP, EX, A	HA08	0	
2831	1,1,1-TRICHLOROETHANE	6.1	T1	III	6.1	802	5 L	E1	T	PP, EP, TOX, A	VE02	0	
2834	PHOSPHOROUS ACID	8	C2	III	8		5 kg	E1		PP, EP		0	
2835	SODIUM ALUMINIUM HYDRIDE	4.3	W2	II	4.3		500 g	E0		PP, EX, A	VE01	0	
2837	BISULPHATES, AQUEOUS SOLUTION	8	C1	II	8		1 L	E2		PP, EP	HA08	0	
2837	BISULPHATES, AQUEOUS SOLUTION	8	C1	III	8		5 L	E1		PP, EP		0	
2838	VINYL BUTYRATE, STABILIZED	3	F1	II	3	386	1 L	E2		PP, EX, A	VE01	1	
2839	ALDOL	6.1	T1	II	6.1	802	100 ml	E4		PP, EP, TOX, A	VE02	2	
2840	BUTYRALDOXIME	3	F1	III	3		5 L	E1		PP, EX, A	VE01	0	
2841	DI-n-AMYLAMINE	3	FT1	III	3+6.1	802	5 L	E1		PP, EP, EX, TOX, A	VE01, VE02	2	
2842	NITROETHANE	3	F1	III	3		5 L	E1		PP, EX, A	VE01	0	
2844	CALCIUM MANGANESE SILICON	4.3	W2	III	4.3		1 kg	E1		PP, EX, A	HA08	0	
2845	PYROPHORIC LIQUID, ORGANIC, N.O.S.	4.2	S1	I	4.2	274	0	E0		PP		0	
2846	PYROPHORIC SOLID, ORGANIC, N.O.S.	4.2	S2	I	4.2	274	0	E0		PP		0	
2849	3-CHLOROPROPANOL-1	6.1	T1	III	6.1	802	5 L	E1		PP, EP, TOX, A	VE02	0	
2850	PROPYLENE TEIRAMER	3	F1	III	3		5 L	E1	T	PP, EX, A	VE01	0	
2851	BORON TRIFLUORIDE DHYDRATE	8	C1	II	8		1 L	E2		PP, EP		0	
2852	DIPICRYL SULPHIDE, WETTED with not less than 10% water, by mass	4.1	D	I	4.1	545	0	E0		PP		1	
2853	MAGNESIUM FLUOROSILICATE	6.1	T5	III	6.1	802	5 kg	E1		PP, EP		0	
2854	AMMONIUM FLUOROSILICATE	6.1	T5	III	6.1	802	5 kg	E1		PP, EP		0	

Copyright © United Nations, 2019. All rights reserved

UN No. or ID No.	Name and description	Class	Classi- fication Code	Packing group	Labels	Special provis- ions	Limited and excepted quantities	Carriage permitted	Equipment required	Venti- lation	Provisions concerning loading, unloading and carriage	Number of blue cones/ lights	Remarks
	3.1.2	2.2	2.2	2.1.1.3	5.2.2	3.3	3.4	3.5.1.2	3.2.1	8.1.5	7.1.6	7.1.5	3.2.1
(1)		(30)	(30)	(4)	(5)	(6)	(7a)	(7b)	(8)	(9)		(12)	(13)
2855	ZINC FLUOROSILICATE	6.1	T5	III	6.1	802	5 kg	E1		PP, EP		0	
2856	FLUOROSILICATES N.O.S.	6.1	T5	III	6.1	274	5 kg	E1		PP, EP		0	
2857	REFRIGERATING MACHINES containing non-flammable, non-toxic gases or ammonia solutions (UN 2672)	2	6A		2.2	119	0	E0		PP		0	
2858	ZIRCONIUM, DRY, coiled wire, finished metal sheets, strip (thinner than 254 microns but not thinner than 18 microns)	4.1	F3	III	4.1	546	5 kg	E1		PP		0	
2859	AMMONIUM METAVANADATE	6.1	T5	II	6.1	802	500 g	E4		PP, EP		2	
2861	AMMONIUM POLYVANADATE	6.1	T5	II	6.1	802	500 g	E4		PP, EP		2	
2862	VANADIUM PENTOXIDE, non-flused form	6.1	T5	III	6.1	600	5 kg	E1		PP, EP		0	
2863	SODIUM AMMONIUM VANADATE	6.1	T5	II	6.1	802	500 g	E4		PP, EP		2	
2864	POTASSIUM METAVANADATE	6.1	T5	II	6.1	802	500 g	E4		PP, EP		2	
2865	HYDROXYLAMINE SULPHATE	8	C2	III	8		5 kg	E1		PP, EP		0	
2869	TITANIUM TRICHLORIDE MIXTURE	8	C2	II	8		1 kg	E2		PP, EP		0	
2869	TITANIUM TRICHLORIDE MIXTURE	8	C2	III	8		5 kg	E1		PP, EP		0	
2870	ALUMINIUM BOROXYDRIDE	4.2	SW	I	4.2+4.3		0	E0		PP, EX, A		0	
2870	ALUMINIUM BOROXYDRIDE IN DEVICES	4.2	SW	I	4.2+4.3		0	E0		PP, EX, A		0	
2871	ANTIMONY POWDER	6.1	T5	III	6.1	802	5 kg	E1		PP, EP		0	
2872	DIBROMOCHLOROPROPANES	6.1	T1	II	6.1	802	100 ml	E4		PP, EP, TOX, A		2	
2872	DIBROMOCHLOROPROPANES	6.1	T1	III	6.1	802	5 L	E1		PP, EP, TOX, A		0	
2873	DIBUTYLAMINOETHANOL	6.1	T1	III	6.1	802	5 L	E1		PP, EP, TOX, A		0	
2874	FURFURYL ALCOHOL	6.1	T1	III	6.1	802	5 L	E1	T	PP, EP, TOX, A		0	
2875	HEXACHLOROPHENE	6.1	T2	III	6.1	802	5 kg	E1		PP, EP		0	
2876	RESORCINOL	6.1	T2	III	6.1	802	5 kg	E1		PP, EP		0	
2878	TITANIUM SPONGE GRANULES or TITANIUM SPONGE POWDERS	4.1	F3	III	4.1		5 kg	E1		PP		0	
2879	SELENIUM OXYCHLORIDE	8	CT1	I	8+6.1	802	0	E0		PP, EP, TOX, A		2	
2880	CALCIUM HYPOCHLORITE, HYDRATED, or CALCIUM HYPOCHLORITE, HYDRATED MIXTURE, with not less than 5.5% but not more than 16% water	5.1	O2	II	5.1	314 322	1 kg	E2		PP		0	
2880	CALCIUM HYPOCHLORITE, HYDRATED or CALCIUM HYPOCHLORITE, HYDRATED MIXTURE, with not less than 5.5% but not more than 16% water	5.1	O2	III	5.1	314	5 kg	E1		PP		0	
2881	METAL CATALYST, DRY	4.2	S4	I	4.2	274	0	E0		PP		0	
2881	METAL CATALYST, DRY	4.2	S4	II	4.2	274	0	E0		PP		0	
2881	METAL CATALYST, DRY	4.2	S4	III	4.2	274	0	E1		PP		0	
2900	INFECTIOUS SUBSTANCE, AFFECTING ANIMALS only	6.2	I2		6.2	318	0	E0		PP		0	
2900	INFECTIOUS SUBSTANCE, AFFECTING ANIMALS only, in refrigerated liquid nitrogen	6.2	I2		6.2+2.2	318	0	E0		PP		0	



Copyright © United Nations, 2019. All rights reserved

UN No. or ID No.	Name and description	Class	Classi- fication Code	Packing group	Labels	Special provis- ions	Limited and excepted quantities	Carriage permitted	Equipment required	Venti- lation	Provisions concerning loading, unloading and carriage	Number of blue cones/ lights	Remarks
	3.1.2	2.2	2.2	2.1.1.3	5.2.2	3.3	3.4	3.5.1.2	3.2.1	8.1.5	7.1.6	7.1.5	3.2.1
(1)	(2)	(3a)	(3b)	(4)	(5)	(6)	(7a)	(7b)	(8)	(9)	(10)	(12)	(13)
2900	INFECTIOUS SUBSTANCE, AFFECTING ANIMALS only (animal material only)	6.2	12		6.2	318	0	E0		PP		0	
2901	BROMINE CHLORIDE	2	2TOC		2.3+5.1+8	802	0	E0		PP, EP, TOX, A		2	
2902	PESTICIDE, LIQUID, TOXIC, N.O.S.	6.1	T6	I	6.1	61 274 648 802	0	E5		PP, EP, TOX, A		2	
2902	PESTICIDE, LIQUID, TOXIC, N.O.S.	6.1	T6	II	6.1	61 274 648 802	100 ml	E4		PP, EP, TOX, A		2	
2902	PESTICIDE, LIQUID, TOXIC, N.O.S.	6.1	T6	III	6.1	61 274 648 802	5 L	E1		PP, EP, TOX, A		0	
2903	PESTICIDE, LIQUID, TOXIC, FLAMMABLE, N.O.S., flash-point not less than 23 °C	6.1	TF2	I	6.1+3	61 274 802	0	E5		PP, EP, EX, TOX, A		2	
2903	PESTICIDE, LIQUID, TOXIC, FLAMMABLE, N.O.S., flash-point not less than 23 °C	6.1	TF2	II	6.1+3	61 274 802	100 ml	E4		PP, EP, EX, TOX, A		2	
2903	PESTICIDE, LIQUID, TOXIC, FLAMMABLE, N.O.S., flash-point not less than 23 °C	6.1	TF2	III	6.1+3	61 274 802	5 L	E1		PP, EP, EX, TOX, A		0	
2904	CHLOROPHENOLATES, LIQUID or PHENOLATES, LIQUID	8	C9	III	8	802	5 L	E1	T *	PP, EP		0	* applies only to phenolates but not to chlorophenolates
2905	CHLOROPHENOLATES, SOLID or PHENOLATES, SOLID	8	C10	III	8		5 kg	E1		PP, EP		0	
2907	ISOSORBIDE DINITRATE MIXTURE with not less than 60% lactose, mannose, starch or calcium hydrogen phosphate	4.1	D	II	4.1	127	0	E0		PP		0	
2908	RADIOACTIVE MATERIAL, EXCEPTED PACKAGE - EMPTY PACKAGING	7				290 368	0	E0		PP		0	
2909	RADIOACTIVE MATERIAL, EXCEPTED PACKAGE - ARTICLES MANUFACTURED FROM NATURAL URANIUM or DEPLETED URANIUM or NATURAL THORIUM	7				290	0	E0		PP		0	
2910	RADIOACTIVE MATERIAL, EXCEPTED PACKAGE - LIMITED QUANTITY OF MATERIAL	7				290 368	0	E0		PP		0	
2911	RADIOACTIVE MATERIAL, EXCEPTED PACKAGE - INSTRUMENTS or ARTICLES	7				290	0	E0		PP		0	
2912	RADIOACTIVE MATERIAL, LOW SPECIFIC ACTIVITY (LSA-I), non fissile or fissile-excepted	7			7X	172 317 325	0	E0	B	PP		2	
2913	RADIOACTIVE MATERIAL, SURFACE CONTAMINATED OBJECTS (SCO-I or SCO-II), non fissile or fissile-excepted	7			7X	172 317 325	0	E0	B	PP		2	

Copyright © United Nations, 2019. All rights reserved

UN No. or ID No.	Name and description	Class	Classi- fication Code	Packing group	Labels	Special provis- ions	Limited and excepted quantities	Carriage permitted	Equipment required	Venti- lation	Provisions concerning loading, unloading and carriage	Number of blue cones/ lights	Remarks
	3.1.2	2.2	2.2	2.1.1.3	5.2.2	3.3	3.4	3.5.1.2	8.1.5	7.1.6	7.1.6	7.1.5	3.2.1
	(2)	(3b)	(3b)	(4)	(5)	(6)	(7a)	(7b)	(9)	(10)	(11)	(12)	(13)
2915	RADIOACTIVE MATERIAL, TYPE A PACKAGE, non-special form, non fissile or fissile-excepted	7			7X	172 317 325	0	E0	PP			2	
2916	RADIOACTIVE MATERIAL, TYPE B(U) PACKAGE, non fissile or fissile-excepted	7			7X	172 317 325 337	0	E0	PP			2	
2917	RADIOACTIVE MATERIAL, TYPE B(M) PACKAGE, non fissile or fissile-excepted	7			7X	172 317 325 337	0	E0	PP			2	
2919	RADIOACTIVE MATERIAL, TRANSPORTED UNDER SPECIAL ARRANGEMENT, non fissile or fissile-excepted	7			7X	172 317	0	E0	PP			2	
2920	CORROSIVE LIQUID, FLAMMABLE, N.O.S.	8	CF1	I	8+3	274	0	E0	PP, EP, EX, A	VE01		1	
2920	CORROSIVE LIQUID, FLAMMABLE, N.O.S.	8	CF1	II	8+3	274	1 L	E2	PP, EP, EX, A	VE01		1	
2921	CORROSIVE SOLID, FLAMMABLE, N.O.S.	8	CF2	I	8+4.1	274	0	E0	PP, EP			1	
2921	CORROSIVE SOLID, FLAMMABLE, N.O.S.	8	CF2	II	8+4.1	274	1 kg	E2	PP, EP			1	
2922	CORROSIVE LIQUID, TOXIC, N.O.S.	8	CT1	I	8+6.1	274 802	0	E0	PP, EP, TOX, A	VE02		2	
2922	CORROSIVE LIQUID, TOXIC, N.O.S.	8	CT1	II	8+6.1	274 802	1 L	E2	PP, EP, TOX, A	VE02		2	
2922	CORROSIVE LIQUID, TOXIC, N.O.S.	8	CT1	III	8+6.1	274 802	5 L	E1	PP, EP, TOX, A	VE02		0	
2923	CORROSIVE SOLID, TOXIC, N.O.S.	8	CT2	I	8+6.1	274	0	E0	PP, EP			2	
2923	CORROSIVE SOLID, TOXIC, N.O.S.	8	CT2	II	8+6.1	274 802	1 kg	E2	PP, EP			2	
2923	CORROSIVE SOLID, TOXIC, N.O.S.	8	CT2	III	8+6.1	274 802	5 kg	E1	PP, EP			0	
2924	FLAMMABLE LIQUID, CORROSIVE, N.O.S.	3	FC	I	3+8	274	0	E0	PP, EP, EX, A	VE01		1	
2924	FLAMMABLE LIQUID, CORROSIVE, N.O.S.	3	FC	II	3+8	274	1 L	E2	PP, EP, EX, A	VE01		1	
2924	FLAMMABLE LIQUID, CORROSIVE, N.O.S.	3	FC	III	3+8	274	5 L	E1	PP, EP, EX, A	VE01		0	
2925	FLAMMABLE SOLID, CORROSIVE, ORGANIC, N.O.S.	4.1	FC1	II	4.1+8	274	1 kg	E2	PP, EP			1	
2925	FLAMMABLE SOLID, CORROSIVE, ORGANIC, N.O.S.	4.1	FC1	III	4.1+8	274	5 kg	E1	PP, EP			0	
2926	FLAMMABLE SOLID, TOXIC, ORGANIC, N.O.S.	4.1	FT1	II	4.1+6.1	274 802	1 kg	E2	PP, EP			2	
2926	FLAMMABLE SOLID, TOXIC, ORGANIC, N.O.S.	4.1	FT1	III	4.1+6.1	274 802	5 kg	E1	PP, EP			0	
2927	TOXIC LIQUID, CORROSIVE, ORGANIC, N.O.S.	6.1	TC1	I	6.1+8	274 315 802	0	E5	PP, EP, TOX, A	VE02		2	
2927	TOXIC LIQUID, CORROSIVE, ORGANIC, N.O.S.	6.1	TC1	II	6.1+8	274 802	100 ml	E4	PP, EP, TOX, A	VE02		2	

Copyright © United Nations, 2019. All rights reserved

UN No. or ID No.	Name and description	Class	Classi- fication Code	Packing group	Labels	Special provis- ions	Limited and excepted quantities	Carriage permitted	Equipment required	Venti- lation	Provisions concerning loading, unloading and carriage	Number of blue cones/ lights	Remarks
	3.1.2	2.2	2.2	2.1.1.3	5.2.2	3.3	3.4	3.5.1.2	8.1.5	7.1.6	7.1.6	7.1.5	3.2.1
(I)	(2)	(30)	(3b)	(4)	(5)	(6)	(7a)	(7b)	(9)	(10)	(11)	(12)	(13)
2928	TOXIC SOLID, CORROSIVE, ORGANIC, N.O.S.	6.1	TC2	I	6.1+8	274	0	E5	PP, EP			2	
2928	TOXIC SOLID, CORROSIVE, ORGANIC, N.O.S.	6.1	TC2	II	6.1+8	274	500 g	E4	PP, EP			2	
2929	TOXIC LIQUID, FLAMMABLE, ORGANIC, N.O.S.	6.1	TF1	I	6.1+3	274	0	E5	PP, EP, EX, TOX, A	VE01, VE02		2	
2929	TOXIC LIQUID, FLAMMABLE, ORGANIC, N.O.S.	6.1	TF1	II	6.1+3	274	100 ml	E4	PP, EP, EX, TOX, A	VE01, VE02		2	
2930	TOXIC SOLID, FLAMMABLE, ORGANIC, N.O.S.	6.1	TF3	I	6.1+4.1	274	0	E5	PP, EP			2	
2930	TOXIC SOLID, FLAMMABLE, ORGANIC, N.O.S.	6.1	TF3	II	6.1+4.1	274	500 g	E4	PP, EP			2	
2931	VANADYL SULPHATE	6.1	T5	II	6.1	802	500 g	E4	PP, EP			2	
2933	METHYL 2-CHLOROPROPIONATE	3	F1	III	3	802	5 L	E1	PP, EX, A	VE01		0	
2934	ISOPROPYL 2-CHLOROPROPIONATE	3	F1	III	3	802	5 L	E1	PP, EX, A	VE01		0	
2935	ETHYL 2-CHLOROPROPIONATE	3	F1	III	3	802	5 L	E1	PP, EX, A	VE01		0	
2936	THIOLACTIC ACID	6.1	T1	II	6.1	802	100 ml	E4	PP, EP, TOX, A	VE02		2	
2937	alpha-METHYLBENZYL ALCOHOL, LIQUID	6.1	T1	III	6.1	802	5 L	E1	PP, EP, TOX, A	VE02		0	
2940	9-PHOSPHABICYCLONONANES (CYCLOOCTADIENE PHOSPHINES)	4.2	S2	II	4.2		0	E2	PP			0	
2941	FLUOROANILINES	6.1	T1	III	6.1	802	5 L	E1	PP, EP, TOX, A	VE02		0	
2942	2-TRIFLUOROMETHYLANILINE	6.1	T1	III	6.1	802	5 L	E1	PP, EP, TOX, A	VE02		0	
2943	TETRAHYDROFURFURYLAMINE	3	F1	III	3		5 L	E1	PP, EX, A	VE01		0	
2945	N-METHYLBUTYLAMINE	3	FC	II	3+8		1 L	E2	PP, EP, EX, A	VE01		1	
2946	2-AMINO-5-DIETHYLAMINOPENTANE	6.1	T1	III	6.1	802	5 L	E1	PP, EP, TOX, A	VE02		0	
2947	ISOPROPYL CHLOROACETATE	3	F1	III	3		5 L	E1	PP, EX, A	VE01		0	
2948	3-TRIFLUOROMETHYLANILINE	6.1	T1	II	6.1	802	100 ml	E4	PP, EP, TOX, A	VE02		2	
2949	SODIUM HYDROSULPHIDE, HYDRATED with not less than 25% water of crystallization	8	C6	II	8	523	1 kg	E2	PP, EP			0	
2950	MAGNESIUM GRANULES, COATED, particle size not less than 140 microns	4.3	W2	III	4.3		1 kg	E1	PP, EX, A	VE01	HA08	0	
2956	5-tert-BUTYL-2,4,6-TRINITRO-m-XYLENE (MUSK XYLENE)	4.1	SRI	III	4.1	638	5 kg	E0	PP			0	
2965	BORON TRIFLUORIDE DIMETHYL ETHERATE	4.3	WFC	I	4.3+3+8		0	E0	PP, EP, EX, A	VE01	HA08	1	
2966	THIOGLYCOL	6.1	T1	II	6.1	802	100 ml	E4	PP, EP, TOX, A	VE02		2	
2967	SULPHAMIC ACID	8	C2	III	8		5 kg	E1	PP, EP			0	
2968	MANEB, STABILIZED or MANEB PREPARATION, STABILIZED against self-heating	4.3	W2	III	4.3	547	1 kg	E1	PP, EX, A	VE01	HA08	0	
2969	CASTOR BEANS or CASTOR MEAL or CASTOR POMACE or CASTOR FLAKE	9	M11	II	9	141	5 kg	E2	PP			0	

Copyright © United Nations, 2019. All rights reserved

UN No. or ID No.	Name and description	Class	Classi- fication Code	Packing group	Labels	Special provis- ions	Limited and excepted quantities	Carriage permitted	Equipment required	Venti- lation	Provisions concerning loading, unloading and carriage	Number of blue cones/ lights	Remarks
	3.1.2	2.2	2.2	2.1.1.3	5.2.2	3.3	3.4	3.5.1.2	8.1.5	7.1.6	7.1.6	7.1.5	3.2.1
(1)	(2)	(3a)	(3b)	(4)	(5)	(6)	(7a)	(7b)	(8)	(9)	(10)	(11)	(12)
2977	RADIOACTIVE MATERIAL, URANIUM HEXAFLUORIDE, FISSILE	7			7X+7E +6.1+8		0	E0		PP, EP		2	(13)
2978	RADIOACTIVE MATERIAL, URANIUM HEXAFLUORIDE, non fissile or fissile-excepted	7			7X+6.1+8	317	0	E0	PP, EP			2	
2983	ETHYLENE OXIDE AND PROPYLENE OXIDE MIXTURE, not more than 30% ethylene oxide	3	FT1	I	3+6.1	802	0	E0	PP, EP, EX, TOX, A	VE01, VE02		2	
2984	HYDROGEN PEROXIDE, AQUEOUS SOLUTION with not less than 8% but less than 20% hydrogen peroxide (stabilized as necessary)	5.1	O1	III	5.1	65	5 L	E1	PP			0	
2985	CHLOROSILANES, FLAMMABLE, CORROSIVE, N.O.S.	3	FC	II	3+8	548	0	E0	PP, EP, EX, A	VE01		1	
2986	CHLOROSILANES, CORROSIVE, FLAMMABLE, N.O.S.	8	CF1	II	8+3	548	0	E0	PP, EP, EX, A	VE01		1	
2987	CHLOROSILANES, CORROSIVE, N.O.S.	8	C3	II	8	548	0	E0	PP, EP			0	
2988	CHLOROSILANES, WATER-REACTIVE, FLAMMABLE, CORROSIVE, N.O.S.	4.3	WFC	I	4.3+3+8	549	0	E0	PP, EP, EX, A	VE01	HA08	1	
2989	LEAD PHOSPHITE, DIBASIC	4.1	F3	II	4.1		1 kg	E2	PP			1	
2989	LEAD PHOSPHITE, DIBASIC	4.1	F3	III	4.1		5 kg	E1	PP			0	
2990	LIFE-SAVING APPLIANCES, SELF-INFLATING	9	M5		9	296 635	0	E0	PP			0	
2991	CARBAMATE PESTICIDE, LIQUID, TOXIC, FLAMMABLE, flash-point not less than 23 °C	6.1	TF2	I	6.1+3	61 274 802	0	E5	PP, EP, EX, TOX, A	VE01, VE02		2	
2991	CARBAMATE PESTICIDE, LIQUID, TOXIC, FLAMMABLE, flash-point not less than 23 °C	6.1	TF2	II	6.1+3	61 274 802	100 ml	E4	PP, EP, EX, TOX, A	VE01, VE02		2	
2991	CARBAMATE PESTICIDE, LIQUID, TOXIC, FLAMMABLE, flash-point not less than 23 °C	6.1	TF2	III	6.1+3	61 274 802	5 L	E1	PP, EP, EX, TOX, A	VE01, VE02		0	
2992	CARBAMATE PESTICIDE, LIQUID, TOXIC	6.1	T6	I	6.1	61 274 802	0	E5	PP, EP, TOX, A	VE02		2	
2992	CARBAMATE PESTICIDE, LIQUID, TOXIC	6.1	T6	II	6.1	61 274 802	100 ml	E4	PP, EP, TOX, A	VE02		2	
2992	CARBAMATE PESTICIDE, LIQUID, TOXIC	6.1	T6	III	6.1	61 274 802	5 L	E1	PP, EP, TOX, A	VE02		0	
2993	ARSENICAL PESTICIDE, LIQUID, TOXIC, FLAMMABLE, flash-point not less than 23 °C	6.1	TF2	I	6.1+3	61 274 802	0	E5	PP, EP, EX, TOX, A	VE01, VE02		2	
2993	ARSENICAL PESTICIDE, LIQUID, TOXIC, FLAMMABLE, flash-point not less than 23 °C	6.1	TF2	II	6.1+3	61 274 802	100 ml	E4	PP, EP, EX, TOX, A	VE01, VE02		2	
2993	ARSENICAL PESTICIDE, LIQUID, TOXIC, FLAMMABLE, flash-point not less than 23 °C	6.1	TF2	III	6.1+3	61 274 802	5 L	E1	PP, EP, EX, TOX, A	VE01, VE02		0	

Copyright © United Nations, 2019. All rights reserved

UN No. or ID No.	Name and description	Class	Classi- fication Code	Packing group	Labels	Special provis- ions	Limited and excepted quantities	Carriage permitted	Equipment required	Venti- lation	Provisions concerning loading, unloading and carriage	Number of blue cones/ lights	Remarks
	3.1.2	2.2	2.2	2.1.1.3	5.2.2	3.3	3.4	3.5.1.2	3.2.1	7.1.6	7.1.6	7.1.5	3.2.1
	(2)	(30)	(3b)	(4)	(5)	(6)	(7a)	(7b)	(8)	(9)	(10)	(12)	(13)
2994	ARSENICAL PESTICIDE, LIQUID, TOXIC	6.1	T6	I	6.1	61 274 648 802	0	E5	PP, EP, TOX, A	VE02		2	
2994	ARSENICAL PESTICIDE, LIQUID, TOXIC	6.1	T6	II	6.1	61 274 648 802	100 ml	E4	PP, EP, TOX, A	VE02		2	
2994	ARSENICAL PESTICIDE, LIQUID, TOXIC	6.1	T6	III	6.1	61 274 648 802	5 L	E1	PP, EP, TOX, A	VE02		0	
2995	ORGANOCHLORINE PESTICIDE, LIQUID, TOXIC, FLAMMABLE, flash-point not less than 23 °C	6.1	TF2	I	6.1+3	61 274 802	0	E5	PP, EP, EX, TOX, A	VE01, VE02		2	
2995	ORGANOCHLORINE PESTICIDE, LIQUID, TOXIC, FLAMMABLE, flash-point not less than 23 °C	6.1	TF2	II	6.1+3	61 274 802	100 ml	E4	PP, EP, EX, TOX, A	VE01, VE02		2	
2995	ORGANOCHLORINE PESTICIDE, LIQUID, TOXIC, FLAMMABLE, flash-point not less than 23 °C	6.1	TF2	III	6.1+3	61 274 802	5 L	E1	PP, EP, EX, TOX, A	VE01, VE02		0	
2996	ORGANOCHLORINE PESTICIDE, LIQUID, TOXIC	6.1	T6	I	6.1	61 274 648 802	0	E5	PP, EP, TOX, A	VE02		2	
2996	ORGANOCHLORINE PESTICIDE, LIQUID, TOXIC	6.1	T6	II	6.1	61 274 648 802	100 ml	E4	PP, EP, TOX, A	VE02		2	
2996	ORGANOCHLORINE PESTICIDE, LIQUID, TOXIC	6.1	T6	III	6.1	61 274 648 802	5 L	E1	PP, EP, TOX, A	VE02		0	
2997	TRIAZINE PESTICIDE, LIQUID, TOXIC, FLAMMABLE, flash-point not less than 23 °C	6.1	TF2	I	6.1+3	61 274 802	0	E5	PP, EP, EX, TOX, A	VE01, VE02		2	
2997	TRIAZINE PESTICIDE, LIQUID, TOXIC, FLAMMABLE, flash-point not less than 23 °C	6.1	TF2	II	6.1+3	61 274 802	100 ml	E4	PP, EP, EX, TOX, A	VE01, VE02		2	
2997	TRIAZINE PESTICIDE, LIQUID, TOXIC, FLAMMABLE, flash-point not less than 23 °C	6.1	TF2	III	6.1+3	61 274 802	5 L	E1	PP, EP, EX, TOX, A	VE01, VE02		0	
2998	TRIAZINE PESTICIDE, LIQUID, TOXIC	6.1	T6	I	6.1	61 274 648 802	0	E5	PP, EP, TOX, A	VE02		2	
2998	TRIAZINE PESTICIDE, LIQUID, TOXIC	6.1	T6	II	6.1	61 274 648 802	100 ml	E4	PP, EP, TOX, A	VE02		2	

Copyright © United Nations, 2019. All rights reserved

UN No. or ID No.	Name and description	Class	Classi- fication Code	Packing group	Labels	Special provis- ions	Limited and excepted quantities	Carriage permitted	Equipment required	Venti- lation	Provisions concerning loading, unloading and carriage	Number of blue cones/ lights	Remarks
	3.1.2	2.2	2.2	2.1.1.3	5.2.2	3.3	3.4	3.5.1.2	3.2.1	7.1.6	7.1.6	7.1.5	3.2.1
	(2)	(3b)	(3b)	(4)	(5)	(6)	(7a)	(7b)	(8)	(10)	(11)	(12)	(13)
2998	TRIAZINE PESTICIDE, LIQUID, TOXIC	6.1	T6	III	6.1	61 274 648 802	5 L	E1	PP, EP, TOX, A	VE02		0	
3005	THIOCARBAMATE PESTICIDE, LIQUID, TOXIC, FLAMMABLE, flash-point not less than 23 °C	6.1	TF2	I	6.1+3	61 274 802	0	E5	PP, EP, EX, TOX, A	VE01, VE02		2	
3005	THIOCARBAMATE PESTICIDE, LIQUID, TOXIC, FLAMMABLE, flash-point not less than 23 °C	6.1	TF2	II	6.1+3	61 274 802	100 ml	E4	PP, EP, EX, TOX, A	VE01, VE02		2	
3005	THIOCARBAMATE PESTICIDE, LIQUID, TOXIC, FLAMMABLE, flash-point not less than 23 °C	6.1	TF2	III	6.1+3	61 274 802	5 L	E1	PP, EP, EX, TOX, A	VE01, VE02		0	
3006	THIOCARBAMATE PESTICIDE, LIQUID, TOXIC	6.1	T6	I	6.1	61 274 648 802	0	E5	PP, EP, TOX, A	VE02		2	
3006	THIOCARBAMATE PESTICIDE, LIQUID, TOXIC	6.1	T6	II	6.1	61 274 648 802	100 ml	E4	PP, EP, TOX, A	VE02		2	
3006	THIOCARBAMATE PESTICIDE, LIQUID, TOXIC	6.1	T6	III	6.1	61 274 648 802	5 L	E1	PP, EP, TOX, A	VE02		0	
3009	COPPER BASED PESTICIDE, LIQUID, TOXIC, FLAMMABLE, flash-point not less than 23 °C	6.1	TF2	I	6.1+3	61 274 802	0	E5	PP, EP, EX, TOX, A	VE01, VE02		2	
3009	COPPER BASED PESTICIDE, LIQUID, TOXIC, FLAMMABLE, flash-point not less than 23 °C	6.1	TF2	II	6.1+3	61 274 802	100 ml	E4	PP, EP, EX, TOX, A	VE01, VE02		2	
3009	COPPER BASED PESTICIDE, LIQUID, TOXIC, FLAMMABLE, flash-point not less than 23 °C	6.1	TF2	III	6.1+3	61 274 802	5 L	E1	PP, EP, EX, TOX, A	VE01, VE02		0	
3010	COPPER BASED PESTICIDE, LIQUID, TOXIC	6.1	T6	I	6.1	61 274 648 802	0	E5	PP, EP, TOX, A	VE02		2	
3010	COPPER BASED PESTICIDE, LIQUID, TOXIC	6.1	T6	II	6.1	61 274 648 802	100 ml	E4	PP, EP, TOX, A	VE02		2	
3010	COPPER BASED PESTICIDE, LIQUID, TOXIC	6.1	T6	III	6.1	61 274 648 802	5 L	E1	PP, EP, TOX, A	VE02		0	
3011	MERCURY BASED PESTICIDE, LIQUID, TOXIC, FLAMMABLE, flash-point not less than 23 °C	6.1	TF2	I	6.1+3	61 274 802	0	E5	PP, EP, EX, TOX, A	VE01, VE02		2	

Copyright © United Nations, 2019. All rights reserved

UN No. or ID No.	Name and description	Class	Classi- fication Code	Packing group	Labels	Special provis- ions	Limited and excepted quantities	Carriage permitted	Equipment required	Venti- lation	Provisions concerning loading, unloading and carriage	Number of blue cones/ lights	Remarks
	3.1.2	2.2	2.2	2.1.1.3	5.2.2	3.3	3.4	3.5.1.2	3.2.1	8.1.5	7.1.6	7.1.5	3.2.1
	(2)	(30)	(30)	(4)	(5)	(6)	(7a)	(7b)	(8)	(9)	(10)	(12)	(13)
3011	MERCURY BASED PESTICIDE, LIQUID, TOXIC, FLAMMABLE, flash-point not less than 23 °C	6.1	TF2	II	6.1+3	61 274 802	100 ml	E4		PP, EP, EX, TOX. A	VE01, VE02	2	
3011	MERCURY BASED PESTICIDE, LIQUID, TOXIC, FLAMMABLE, flash-point not less than 23 °C	6.1	TF2	III	6.1+3	61 274 802	5 L	E1		PP, EP, EX, TOX. A	VE01, VE02	0	
3012	MERCURY BASED PESTICIDE, LIQUID, TOXIC	6.1	T6	I	6.1	61 274 648 802	0	E5		PP, EP, TOX. A	VE02	2	
3012	MERCURY BASED PESTICIDE, LIQUID, TOXIC	6.1	T6	II	6.1	61 274 648 802	100 ml	E4		PP, EP, TOX. A	VE02	2	
3012	MERCURY BASED PESTICIDE, LIQUID, TOXIC	6.1	T6	III	6.1	61 274 648 802	5 L	E1		PP, EP, TOX. A	VE02	0	
3013	SUBSTITUTED NITROPHENOL PESTICIDE, LIQUID, TOXIC, FLAMMABLE, flash-point not less than 23 °C	6.1	TF2	I	6.1+3	61 274 802	0	E5		PP, EP, EX, TOX. A	VE01, VE02	2	
3013	SUBSTITUTED NITROPHENOL PESTICIDE, LIQUID, TOXIC, FLAMMABLE, flash-point not less than 23 °C	6.1	TF2	II	6.1+3	61 274 802	100 ml	E4		PP, EP, EX, TOX. A	VE01, VE02	2	
3013	SUBSTITUTED NITROPHENOL PESTICIDE, LIQUID, TOXIC, FLAMMABLE, flash-point not less than 23 °C	6.1	TF2	III	6.1+3	61 274 802	5 L	E1		PP, EP, EX, TOX. A	VE01, VE02	0	
3014	SUBSTITUTED NITROPHENOL PESTICIDE, LIQUID, TOXIC	6.1	T6	I	6.1	61 274 648 802	0	E5		PP, EP, TOX. A	VE02	2	
3014	SUBSTITUTED NITROPHENOL PESTICIDE, LIQUID, TOXIC	6.1	T6	II	6.1	61 274 648 802	100 ml	E4		PP, EP, TOX. A	VE02	2	
3014	SUBSTITUTED NITROPHENOL PESTICIDE, LIQUID, TOXIC	6.1	T6	III	6.1	61 274 648 802	5 L	E1		PP, EP, TOX. A	VE02	0	
3015	BIPYRIDILIUM PESTICIDE, LIQUID, TOXIC, FLAMMABLE, flash-point not less than 23 °C	6.1	TF2	I	6.1+3	61 274 802	0	E5		PP, EP, EX, TOX. A	VE01, VE02	2	
3015	BIPYRIDILIUM PESTICIDE, LIQUID, TOXIC, FLAMMABLE, flash-point not less than 23 °C	6.1	TF2	II	6.1+3	61 274 802	100 ml	E4		PP, EP, EX, TOX. A	VE01, VE02	2	
3015	BIPYRIDILIUM PESTICIDE, LIQUID, TOXIC, FLAMMABLE, flash-point not less than 23 °C	6.1	TF2	III	6.1+3	61 274 802	5 L	E1		PP, EP, EX, TOX. A	VE01, VE02	0	

Copyright © United Nations, 2019. All rights reserved

UN No. or ID No.	Name and description	Class	Classi- fication Code	Packing group	Labels	Special provis- ions	Limited and excepted quantities	Carriage permitted	Equipment required	Venti- lation	Provisions concerning loading, unloading and carriage	Number of blue cones/ lights	Remarks
	3.1.2	2.2	2.2	2.1.1.3	5.2.2	3.3	3.4	3.5.1.2	8.1.5	7.1.6	7.1.6	7.1.5	3.2.1
	(2)	(30)	(3b)	(4)	(5)	(6)	(7a)	(7b)	(9)	(10)	(11)	(12)	(13)
3016	BIPYRIDILIUM PESTICIDE, LIQUID, TOXIC	6.1	T6	I	6.1	61 274 648 802	0	E5	PP, EP, TOX, A	VE02		2	
3016	BIPYRIDILIUM PESTICIDE, LIQUID, TOXIC	6.1	T6	II	6.1	61 274 648 802	100 ml	E4	PP, EP, TOX, A	VE02		2	
3016	BIPYRIDILIUM PESTICIDE, LIQUID, TOXIC	6.1	T6	III	6.1	61 274 648 802	5 L	E1	PP, EP, TOX, A	VE02		0	
3017	ORGANOPHOSPHORUS PESTICIDE, LIQUID, TOXIC, FLAMMABLE, flash-point not less than 23 °C	6.1	TF2	I	6.1+3	61 274 802	0	E5	PP, EP, EX, TOX, A	VE01, VE02		2	
3017	ORGANOPHOSPHORUS PESTICIDE, LIQUID, TOXIC, FLAMMABLE, flash-point not less than 23 °C	6.1	TF2	II	6.1+3	61 274 802	100 ml	E4	PP, EP, EX, TOX, A	VE01, VE02		2	
3017	ORGANOPHOSPHORUS PESTICIDE, LIQUID, TOXIC, FLAMMABLE, flash-point not less than 23 °C	6.1	TF2	III	6.1+3	61 274 802	5 L	E1	PP, EP, EX, TOX, A	VE01, VE02		0	
3018	ORGANOPHOSPHORUS PESTICIDE, LIQUID, TOXIC	6.1	T6	I	6.1	61 274 648 802	0	E5	PP, EP, TOX, A	VE02		2	
3018	ORGANOPHOSPHORUS PESTICIDE, LIQUID, TOXIC	6.1	T6	II	6.1	61 274 648 802	100 ml	E4	PP, EP, TOX, A	VE02		2	
3018	ORGANOPHOSPHORUS PESTICIDE, LIQUID, TOXIC	6.1	T6	III	6.1	61 274 648 802	5 L	E1	PP, EP, TOX, A	VE02		0	
3019	ORGANOTIN PESTICIDE, LIQUID, TOXIC, FLAMMABLE, flash-point not less than 23 °C	6.1	TF2	I	6.1+3	61 274 802	0	E5	PP, EP, EX, TOX, A	VE01, VE02		2	
3019	ORGANOTIN PESTICIDE, LIQUID, TOXIC, FLAMMABLE, flash-point not less than 23 °C	6.1	TF2	II	6.1+3	61 274 802	100 ml	E4	PP, EP, EX, TOX, A	VE01, VE02		2	
3019	ORGANOTIN PESTICIDE, LIQUID, TOXIC, FLAMMABLE, flash-point not less than 23 °C	6.1	TF2	III	6.1+3	61 274 802	5 L	E1	PP, EP, EX, TOX, A	VE01, VE02		0	
3020	ORGANOTIN PESTICIDE, LIQUID, TOXIC	6.1	T6	I	6.1	61 274 648 802	0	E5	PP, EP, TOX, A	VE02		2	
3020	ORGANOTIN PESTICIDE, LIQUID, TOXIC	6.1	T6	II	6.1	61 274 648 802	100 ml	E4	PP, EP, TOX, A	VE02		2	



Copyright © United Nations, 2019. All rights reserved

UN No. or ID No.	Name and description	Class	Classi- fication Code	Packing group	Labels	Special provis- ions	Limited and excepted quantities	Carriage permitted	Equipment required	Venti- lation	Provisions concerning loading, unloading and carriage	Number of blue cones/ lights	Remarks
	3.1.2	2.2	2.2	2.1.1.3	5.2.2	3.3	3.4	3.5.1.2	3.2.1	8.1.5	7.1.6	7.1.5	3.2.1
	(2)	(3b)	(3b)	(4)	(5)	(6)	(7a)	(7b)	(8)	(9)	(10)	(12)	(13)
3020	ORGANOTIN PESTICIDE, LIQUID, TOXIC	6.1	T6	III	6.1	61 274 648 802	5 L	E1		PP, EP, TOX, A		0	
3021	PESTICIDE, LIQUID, FLAMMABLE, TOXIC, N.O.S., flash-point less than 23 °C	3	FT2	I	3+6.1	61 274 802	0	E0		PP, EP, EX, TOX, A		2	
3021	PESTICIDE, LIQUID, FLAMMABLE, TOXIC, N.O.S., flash-point less than 23 °C	3	FT2	II	3+6.1	61 274 802	1 L	E2		PP, EP, EX, TOX, A		2	
3022	1,2-BUTYLENE OXIDE, STABILIZED	3	F1	II	3	386	1 L	E2		PP, EX, A		1	
3023	2-METHYL-2-HEPTANETHIOL	6.1	TF1	I	6.1+3	354 802	0	E0		PP, EP, EX, TOX, A		2	
3024	COUMARIN DERIVATIVE PESTICIDE, LIQUID, FLAMMABLE, TOXIC, flash-point less than 23 °C	3	FT2	I	3+6.1	61 274 802	0	E0		PP, EP, EX, TOX, A		2	
3024	COUMARIN DERIVATIVE PESTICIDE, LIQUID, FLAMMABLE, TOXIC, flash-point less than 23 °C	3	FT2	II	3+6.1	61 274 802	1 L	E2		PP, EP, EX, TOX, A		2	
3025	COUMARIN DERIVATIVE PESTICIDE, LIQUID, TOXIC, FLAMMABLE, flash-point not less than 23 °C	6.1	TF2	I	6.1+3	61 274 802	0	E5		PP, EP, EX, TOX, A		2	
3025	COUMARIN DERIVATIVE PESTICIDE, LIQUID, TOXIC, FLAMMABLE, flash-point not less than 23 °C	6.1	TF2	II	6.1+3	61 274 802	100 ml	E4		PP, EP, EX, TOX, A		2	
3025	COUMARIN DERIVATIVE PESTICIDE, LIQUID, TOXIC, FLAMMABLE, flash-point not less than 23 °C	6.1	TF2	III	6.1+3	61 274 802	5 L	E1		PP, EP, EX, TOX, A		0	
3026	COUMARIN DERIVATIVE PESTICIDE, LIQUID, TOXIC	6.1	T6	I	6.1	61 274 648 802	0	E5		PP, EP, TOX, A		2	
3026	COUMARIN DERIVATIVE PESTICIDE, LIQUID, TOXIC	6.1	T6	II	6.1	61 274 648 802	100 ml	E4		PP, EP, TOX, A		2	
3026	COUMARIN DERIVATIVE PESTICIDE, LIQUID, TOXIC	6.1	T6	III	6.1	61 274 648 802	5 L	E1		PP, EP, TOX, A		0	
3027	COUMARIN DERIVATIVE PESTICIDE, SOLID, TOXIC	6.1	T7	I	6.1	61 274 648 802	0	E5		PP, EP		2	
3027	COUMARIN DERIVATIVE PESTICIDE, SOLID, TOXIC	6.1	T7	II	6.1	61 274 648 802	500 g	E4		PP, EP		2	

Copyright © United Nations, 2019. All rights reserved

UN No. or ID No.	Name and description	Class	Classification Code	Packing group	Labels	Special provisions	Limited and excepted quantities	Carriage permitted	Equipment required	Ventilation	Provisions concerning loading, unloading and carriage	Number of blue cones/lights	Remarks
	3.1.2	2.2	2.2	2.1.1.3	5.2.2	3.3	3.4	3.5.1.2	8.1.5	7.1.6	7.1.6	7.1.5	3.2.1
	(2)	(3b)	(3b)	(4)	(5)	(6)	(7a)	(7b)	(9)	(10)	(11)	(12)	(13)
3027	COUMARIN DERIVATIVE PESTICIDE, SOLID, TOXIC	6.1	T7	III	6.1	61	5 kg	E1	PP, EP			0	
						274							
						648							
3028	BATTERIES, DRY, CONTAINING POTASSIUM HYDROXIDE SOLID, electric storage	8	C11		8	295	2 kg	E0	PP, EP			0	
						304							
3048	ALUMINIUM PHOSPHIDE PESTICIDE	6.1	T7	I	6.1	153	0	E0	PP, EP			2	
						648							
3054	CYCLOHEXYL MERCAPTAN	3	F1	III	3	802	5 L	E1	PP, EX, A	VE01		0	
3055	2-(2-AMINOETHOXY)ETHANOL	8	C7	III	8		5 L	E1	PP, EP			0	
3056	n-HEPTALDEHYDE	3	F1	III	3		5 L	E1	PP, EX, A	VE01		0	
3057	TRIFLUOROACETYL CHLORIDE	2	2TC		2.3+8		0	E0	PP, EP, TOX, A	VE02		2	
3064	NITROGLYCERIN, SOLUTION IN ALCOHOL with more than 1% but not more than 5% nitroglycerin	3	D	II	3	359	0	E0	PP, EX, A	VE01		1	
3065	ALCOHOLIC BEVERAGES, with more than 70% alcohol by volume	3	F1	II	3		5 L	E2	PP, EX, A	VE01		1	
3065	ALCOHOLIC BEVERAGES, with more than 24% but not more than 70% alcohol by volume	3	F1	III	3	144	5 L	E1	PP, EX, A	VE01		0	
						145							
						247							
3066	PAINT (including paint, lacquer, enamel, stain, shellac, varnish, polish, liquid filler and liquid lacquer base) or PAINT RELATED MATERIAL (including paint thinning and reducing compound)	8	C9	II	8	163	1 L	E2	PP, EP			0	
						367							
3066	PAINT (including paint, lacquer, enamel, stain, shellac, varnish, polish, liquid filler and liquid lacquer base) or PAINT RELATED MATERIAL (including paint thinning and reducing compound)	8	C9	III	8	163	5 L	E1	PP, EP			0	
						367							
3070	ETHYLENE OXIDE AND DICHLORODIFLUOROMETHANE MIXTURE with not more than 12.5% ethylene oxide	2	2A		2.2	660	120 ml	E1	PP			0	
						662							
3071	MERCAPTANS, LIQUID, TOXIC, FLAMMABLE, N.O.S. or MERCAPTAN MIXTURE, LIQUID, TOXIC, FLAMMABLE, N.O.S.	6.1	TF1	II	6.1+3	274	100 ml	E4	PP, EP, EX, TOX, A	VE01, VE02		2	
						802							
3072	LIFE-SAVING APPLIANCES NOT SELF-INFLATING containing dangerous goods as equipment	9	M5		9	296	0	E0	PP			0	
						635							
3073	VINYLPYRIDINES, STABILIZED	6.1	TFC	II	6.1+3+8	386	100 ml	E4	PP, EP, EX, TOX, A	VE01, VE02		2	
						802							
3077	ENVIRONMENTALLY HAZARDOUS SUBSTANCE, SOLID, N.O.S.	9	M7	III	9	274	5 kg	E1	PP, A***			0	* Only in the molten state. ** For carriage in bulk see also 7.1.4.1. *** * Only in the case of transport in bulk.
						335							
						375							
						601							
3078	CERIUM, turnings or gritty powder	4.3	W2	II	4.3	550	500 g	E2	PP, EX, A	VE01	HA08	0	
3079	METHACRYLONITRILE, STABILIZED	6.1	TF1	I	6.1+3	354	0	E0	PP, EP, EX, TOX, A	VE01, VE02		2	
						386							
						802							

Copyright © United Nations, 2019. All rights reserved

UN No. or ID No.	Name and description	Class	Classi- fication Code	Packing group	Labels	Special provis- ions	Limited and excepted quantities	Carriage permitted	Equipment required	Venti- lation	Provisions concerning loading, unloading and carriage	Number of blue cones/ lights	Remarks
	3.1.2	2.2	2.2	2.1.1.3	5.2.2	3.3	3.4	3.5.1.2	3.2.1	7.1.6	7.1.6	7.1.5	3.2.1
	(2)	(3b)	(3b)	(4)	(5)	(6)	(7a)	(7b)	(8)	(9)	(10)	(12)	(13)
3080	ISOCYANATES, TOXIC; FLAMMABLE, N.O.S. or ISOCYANATE SOLUTION; TOXIC, FLAMMABLE, N.O.S.	6.1	TF1	II	6.1+3	274 551	100ml	E4	PP, EP, EX, TOX. A	VE01, VE02		2	
3082	ENVIRONMENTALLY HAZARDOUS SUBSTANCE, LIQUID, N.O.S.	9	M6	III	9	274 335 375 601	5L	E1	PP			0	
3083	PERCHLORYL FLUORIDE	2	TO		2.3+5.1		0	E0	PP, EP, TOX. A	VE02		2	
3084	CORROSIVE SOLID, OXIDIZING, N.O.S.	8	CO2	I	8+5.1	274	0	E0	PP, EP			0	
3084	CORROSIVE SOLID, OXIDIZING, N.O.S.	8	CO2	II	8+5.1	274	1 kg	E2	PP, EP			0	
3085	OXIDIZING SOLID, CORROSIVE, N.O.S.	5.1	OC2	I	5.1+8	274	0	E0	PP, EP			0	
3085	OXIDIZING SOLID, CORROSIVE, N.O.S.	5.1	OC2	II	5.1+8	274	1 kg	E2	PP, EP			0	
3085	OXIDIZING SOLID, CORROSIVE, N.O.S.	5.1	OC2	III	5.1+8	274	5 kg	E1	PP, EP			0	
3086	TOXIC SOLID, OXIDIZING, N.O.S.	6.1	TO2	I	6.1+5.1	274	0	E5	PP, EP			2	
3086	TOXIC SOLID, OXIDIZING, N.O.S.	6.1	TO2	II	6.1+5.1	274	500 g	E4	PP, EP			2	
3087	OXIDIZING SOLID, TOXIC, N.O.S.	5.1	OT2	I	5.1+6.1	274	0	E0	PP, EP			2	
3087	OXIDIZING SOLID, TOXIC, N.O.S.	5.1	OT2	II	5.1+6.1	274	1 kg	E2	PP, EP			2	
3087	OXIDIZING SOLID, TOXIC, N.O.S.	5.1	OT2	III	5.1+6.1	274	5 kg	E1	PP, EP			0	
3088	SELF-HEATING SOLID, ORGANIC, N.O.S.	4.2	S2	II	4.2	274	0	E2	PP			0	
3088	SELF-HEATING SOLID, ORGANIC, N.O.S.	4.2	S2	III	4.2	274	0	E1	PP			0	
3089	METAL POWDER, FLAMMABLE, N.O.S.	4.1	F3	II	4.1	552	1 kg	E2	PP			1	
3089	METAL POWDER, FLAMMABLE, N.O.S.	4.1	F3	III	4.1	552	5 kg	E1	PP			0	
3090	LITHIUM METAL BATTERIES (including lithium alloy batteries)	9A	M4		9	188 230 310 376 377 387 636	0	E0	PP			0	
3091	LITHIUM METAL BATTERIES CONTAINED IN EQUIPMENT or LITHIUM METAL BATTERIES PACKED WITH EQUIPMENT (including lithium alloy batteries)	9A	M4		9	188 230 310 360 376 377 387 670	0	E0	PP			0	
3092	1-METHOXY-2-PROPANOL	3	F1	III	3		5L	E1	PP, EX, A	VE01		0	
3093	CORROSIVE LIQUID, OXIDIZING, N.O.S.	8	CO1	I	8+5.1	274	0	E0	PP, EP			0	
3093	CORROSIVE LIQUID, OXIDIZING, N.O.S.	8	CO1	II	8+5.1	274	1L	E2	PP, EP			0	
3094	CORROSIVE LIQUID, WATER-REACTIVE, N.O.S.	8	CW1	I	8+4.3	274	0	E0	PP, EP			0	
3094	CORROSIVE LIQUID, WATER-REACTIVE, N.O.S.	8	CW1	II	8+4.3	274	1L	E2	PP, EP			0	
3095	CORROSIVE SOLID, SELF-HEATING, N.O.S.	8	CS2	I	8+4.2	274	0	E0	PP, EP			0	
3095	CORROSIVE SOLID, SELF-HEATING, N.O.S.	8	CS2	II	8+4.2	274	1 kg	E2	PP, EP			0	

UN No. or ID No.	Name and description	Class	Classi- fication Code	Packing group	Labels	Special provis- ions	Limited and excepted quantities	Carriage permitted	Equipment required	Venti- lation	Provisions concerning loading, unloading and carriage	Number of blue cones/ lights	Remarks
	3.1.2	2.2	2.2	2.1.1.3	5.2.2	3.3	3.4	3.5.1.2	3.2.1	8.1.5	7.1.6	7.1.5	3.2.1
(1)	(2)	(30)	(30)	(4)	(5)	(6)	(7a)	(7b)	(8)	(9)	(11)	(12)	(13)
3096	CORROSIVE SOLID, WATER-REACTIVE, N.O.S.	8	CW2	I	8+4.3	274	0	E0		PP, EP		0	
3097	CORROSIVE SOLID, WATER-REACTIVE, N.O.S.	8	CW2	II	8+4.3	274	1 kg	E2		PP, EP		0	
3098	FLAMMABLE SOLID, OXIDIZING, N.O.S.	4.1	FO						CARRIAGE PROHIBITED				
3098	OXIDIZING LIQUID, CORROSIVE, N.O.S.	5.1	OC1	I	5.1+8	274	0	E0		PP, EP		0	
3098	OXIDIZING LIQUID, CORROSIVE, N.O.S.	5.1	OC1	II	5.1+8	274	1 L	E2		PP, EP		0	
3098	OXIDIZING LIQUID, CORROSIVE, N.O.S.	5.1	OC1	III	5.1+8	274	5 L	E1		PP, EP		0	
3099	OXIDIZING LIQUID, TOXIC, N.O.S.	5.1	OT1	I	5.1+6.1	274	0	E0		PP, EP, TOX, A		2	
3099	OXIDIZING LIQUID, TOXIC, N.O.S.	5.1	OT1	II	5.1+6.1	274	1 L	E2		PP, EP, TOX, A		2	
3099	OXIDIZING LIQUID, TOXIC, N.O.S.	5.1	OT1	III	5.1+6.1	274	5 L	E1		PP, EP, TOX, A		0	
3100	OXIDIZING SOLID, SELF-HEATING, N.O.S.	5.1	OS						CARRIAGE PROHIBITED				
3101	ORGANIC PEROXIDE TYPE B, LIQUID	5.2	P1		5.2+1	122 181 274	25 ml	E0		PP, EX, A		3	
3102	ORGANIC PEROXIDE TYPE B, SOLID	5.2	P1		5.2+1	122 181 274	100 g	E0		PP, EX, A		3	
3103	ORGANIC PEROXIDE TYPE C, LIQUID	5.2	P1		5.2	122 274	25 ml	E0		PP, EX, A		0	
3104	ORGANIC PEROXIDE TYPE C, SOLID	5.2	P1		5.2	122 274	100 g	E0		PP, EX, A		0	
3105	ORGANIC PEROXIDE TYPE D, LIQUID	5.2	P1		5.2	122 274	125 ml	E0		PP, EX, A		0	
3106	ORGANIC PEROXIDE TYPE D, SOLID	5.2	P1		5.2	122 274	500 g	E0		PP, EX, A		0	
3107	ORGANIC PEROXIDE TYPE E, LIQUID	5.2	P1		5.2	122 274	125 ml	E0		PP, EX, A		0	
3108	ORGANIC PEROXIDE TYPE E, SOLID	5.2	P1		5.2	122 274	500 g	E0		PP, EX, A		0	
3109	ORGANIC PEROXIDE TYPE F, LIQUID	5.2	P1		5.2	122 274	125 ml	E0		PP, EX, A		0	
3110	ORGANIC PEROXIDE TYPE F, SOLID	5.2	P1		5.2	122 274	500 g	E0		PP, EX, A		0	
3111	ORGANIC PEROXIDE TYPE B, LIQUID, TEMPERATURE CONTROLLED	5.2	P2		5.2+1	122 181 274	0	E0		PP, EX, A		3	
3112	ORGANIC PEROXIDE TYPE B, SOLID, TEMPERATURE CONTROLLED	5.2	P2		5.2+1	122 181 274	0	E0		PP, EX, A		3	
3113	ORGANIC PEROXIDE TYPE C, LIQUID, TEMPERATURE CONTROLLED	5.2	P2		5.2	122 274	0	E0		PP, EX, A		0	
3114	ORGANIC PEROXIDE TYPE C, SOLID, TEMPERATURE CONTROLLED	5.2	P2		5.2	122 274	0	E0		PP, EX, A		0	
3115	ORGANIC PEROXIDE TYPE D, LIQUID, TEMPERATURE CONTROLLED	5.2	P2		5.2	122 274	0	E0		PP, EX, A		0	
3116	ORGANIC PEROXIDE TYPE D, SOLID, TEMPERATURE CONTROLLED	5.2	P2		5.2	122 274	0	E0		PP, EX, A		0	
3117	ORGANIC PEROXIDE TYPE E, LIQUID, TEMPERATURE CONTROLLED	5.2	P2		5.2	122 274	0	E0		PP, EX, A		0	

Copyright © United Nations, 2019. All rights reserved

UN No. or ID No.	Name and description	Class	Classi- fication Code	Packing group	Labels	Special provis- ions	Limited and excepted quantities	Carriage permitted	Equipment required	Venti- lation	Provisions concerning loading, unloading and carriage	Number of blue cones/ lights	Remarks
	3.1.2	2.2	2.2	2.1.1.3	5.2.2	3.3	3.4	3.5.1.2	3.2.1	7.1.6	7.1.6	7.1.5	3.2.1
	(1)	(30)	(30)	(4)	(5)	(6)	(7a)	(7b)	(8)	(9)	(10)	(12)	(13)
3118	ORGANIC PEROXIDE TYPE E, SOLID, TEMPERATURE CONTROLLED	5.2	P2		5.2	122	0	E0		PP, EX, A		0	
3119	ORGANIC PEROXIDE TYPE F, LIQUID, TEMPERATURE CONTROLLED	5.2	P2		5.2	122	0	E0		PP, EX, A		0	
3120	ORGANIC PEROXIDE TYPE F, SOLID, TEMPERATURE CONTROLLED	5.2	P2		5.2	122	0	E0		PP, EX, A		0	
3121	OXIDIZING SOLID, WATER-REACTIVE, N.O.S.	5.1	OW			274							
3122	TOXIC LIQUID, OXIDIZING, N.O.S.	6.1	TO1	I	6.1+5.1	274	0	E0		PP, EP, TOX, A		2	
						315							
3122	TOXIC LIQUID, OXIDIZING, N.O.S.	6.1	TO1	II	6.1+5.1	274	100 ml	E4		PP, EP, TOX, A		2	
						802							
3123	TOXIC LIQUID, WATER-REACTIVE, N.O.S.	6.1	TW1	I	6.1+4.3	274	0	E0		PP, EP, TOX, A		2	
						315							
3123	TOXIC LIQUID, WATER-REACTIVE, N.O.S.	6.1	TW1	II	6.1+4.3	274	100 ml	E4		PP, EP, TOX, A		2	
						802							
3124	TOXIC SOLID, SELF-HEATING, N.O.S.	6.1	TS	I	6.1+4.2	274	0	E5		PP, EP		2	
						802							
3124	TOXIC SOLID, SELF-HEATING, N.O.S.	6.1	TS	II	6.1+4.2	274	0	E4		PP, EP		2	
						802							
3125	TOXIC SOLID, WATER-REACTIVE, N.O.S.	6.1	TW2	I	6.1+4.3	274	0	E5		PP, EP		2	
						802							
3125	TOXIC SOLID, WATER-REACTIVE, N.O.S.	6.1	TW2	II	6.1+4.3	274	500 g	E4		PP, EP		2	
						802							
3126	SELF-HEATING SOLID, CORROSIVE, ORGANIC, N.O.S.	4.2	SC2	II	4.2+8	274	0	E2		PP, EP		0	
3126	SELF-HEATING SOLID, CORROSIVE, ORGANIC, N.O.S.	4.2	SC2	III	4.2+8	274	0	E1		PP, EP		0	
3127	SELF-HEATING SOLID, OXIDIZING, N.O.S.	4.2	SO										
3128	SELF-HEATING SOLID, TOXIC, ORGANIC, N.O.S.	4.2	ST2	II	4.2+6.1	274	0	E2		PP, EP		2	
						802							
3128	SELF-HEATING SOLID, TOXIC, ORGANIC, N.O.S.	4.2	ST2	III	4.2+6.1	274	0	E1		PP, EP		0	
						802							
3129	WATER-REACTIVE LIQUID, CORROSIVE, N.O.S.	4.3	WC1	I	4.3+8	274	0	E0		PP, EP, EX, A	HA08	0	
						274							
3129	WATER-REACTIVE LIQUID, CORROSIVE, N.O.S.	4.3	WC1	II	4.3+8	274	500 ml	E0		PP, EP, EX, A	HA08	0	
						274							
3129	WATER-REACTIVE LIQUID, CORROSIVE, N.O.S.	4.3	WC1	III	4.3+8	274	1 L	E1		PP, EP, EX, A	HA08	0	
						274							
3130	WATER-REACTIVE LIQUID, TOXIC, N.O.S.	4.3	WT1	I	4.3+6.1	274	0	E0		PP, EP, EX, TOX, A	HA08	2	
						802							
3130	WATER-REACTIVE LIQUID, TOXIC, N.O.S.	4.3	WT1	II	4.3+6.1	274	500 ml	E0		PP, EP, EX, TOX, A	HA08	2	
						802							
3130	WATER-REACTIVE LIQUID, TOXIC, N.O.S.	4.3	WT1	III	4.3+6.1	274	1 L	E1		PP, EP, EX, TOX, A	HA08	0	
						802							
3131	WATER-REACTIVE SOLID, CORROSIVE, N.O.S.	4.3	WC2	I	4.3+8	274	0	E0		PP, EP, EX, A	HA08	0	
						274							
3131	WATER-REACTIVE SOLID, CORROSIVE, N.O.S.	4.3	WC2	II	4.3+8	274	500 g	E2		PP, EP, EX, A	HA08	0	

Copyright © United Nations, 2019. All rights reserved

UN No. or ID No.	Name and description	Class	Classification Code	Packing group	Labels	Special provisions	Limited and excepted quantities	Carriage permitted	Equipment required	Ventilation	Provisions concerning loading, unloading and carriage	Number of blue cones/ lights	Remarks
	3.1.2	2.2	2.2	2.1.1.3	5.2.2	3.3	3.4	3.5.1.2	3.2.1	8.1.5	7.1.6	7.1.5	3.2.1
	(2)	(30)	(30)	(4)	(5)	(6)	(7a)	(7b)	(8)	(9)	(11)	(12)	(13)
3131	WATER-REACTIVE SOLID, CORROSIVE, N.O.S.	4.3	WC2	III	4.3+8	274	1 kg	E1		PP, EP, EX, A	HA08	0	
3132	WATER-REACTIVE SOLID, FLAMMABLE, N.O.S.	4.3	WF2	I	4.3+4.1	274	0	E0		PP, EX, A	HA08	1	
3132	WATER-REACTIVE SOLID, FLAMMABLE, N.O.S.	4.3	WF2	II	4.3+4.1	274	500 g	E2		PP, EX, A	HA08	1	
3132	WATER-REACTIVE SOLID, FLAMMABLE, N.O.S.	4.3	WF2	III	4.3+4.1	274	1 kg	E1		PP, EX, A	HA08	0	
3133	WATER-REACTIVE SOLID, OXIDIZING, N.O.S.	4.3	WO										
3134	WATER-REACTIVE SOLID, TOXIC, N.O.S.	4.3	WT2	I	4.3+6.1	274	0	E0		PP, EP, EX, TOX, A	HA08	2	
3134	WATER-REACTIVE SOLID, TOXIC, N.O.S.	4.3	WT2	II	4.3+6.1	274	500 g	E2		PP, EP, EX, TOX, A	HA08	2	
3134	WATER-REACTIVE SOLID, TOXIC, N.O.S.	4.3	WT2	III	4.3+6.1	274	1 kg	E1		PP, EP, EX, TOX, A	HA08	0	
3135	WATER-REACTIVE SOLID, SELF-HEATING, N.O.S.	4.3	WS	I	4.3+4.2	274	0	E0		PP, EX, A	HA08	0	
3135	WATER-REACTIVE SOLID, SELF-HEATING, N.O.S.	4.3	WS	II	4.3+4.2	274	0	E2		PP, EX, A	HA08	0	
3135	WATER-REACTIVE SOLID, SELF-HEATING, N.O.S.	4.3	WS	III	4.3+4.2	274	0	E1		PP, EX, A	HA08	0	
3136	TRIFLUOROMETHANE, REFRIGERATED LIQUID	2	3A		2.2	593	120 ml	E1		PP		0	
3137	OXIDIZING SOLID, FLAMMABLE, N.O.S.	5.1	OF		2.1		0	E0		PP, EX, A	VE01	1	
3138	ETHYLENE, ACETYLENE AND PROPYLENE MIXTURE, REFRIGERATED LIQUID containing at least 71.5% ethylene with not more than 22.5% acetylene and not more than 6% propylene	2	3F										
3139	OXIDIZING LIQUID, N.O.S.	5.1	O1	I	5.1	274	0	E0		PP		0	
3139	OXIDIZING LIQUID, N.O.S.	5.1	O1	II	5.1	274	1 L	E2		PP		0	
3139	OXIDIZING LIQUID, N.O.S.	5.1	O1	III	5.1	274	5 L	E1		PP		0	
3140	ALKALOIDS, LIQUID, N.O.S. or ALKALOID SALTS, LIQUID, N.O.S.	6.1	T1	I	6.1	43	0	E5		PP, EP, TOX, A	VE02	2	
3140	ALKALOIDS, LIQUID, N.O.S. or ALKALOID SALTS, LIQUID, N.O.S.	6.1	T1	II	6.1	43	100 ml	E4		PP, EP, TOX, A	VE02	2	
3140	ALKALOIDS, LIQUID, N.O.S. or ALKALOID SALTS, LIQUID, N.O.S.	6.1	T1	III	6.1	43	5 L	E1		PP, EP, TOX, A	VE02	0	
3141	ANTIMONY COMPOUND, INORGANIC, LIQUID, N.O.S.	6.1	T4	III	6.1	45	5 L	E1		PP, EP, TOX, A	VE02	0	
3142	DISINFECTANT, LIQUID, TOXIC, N.O.S.	6.1	T1	I	6.1	274	0	E5		PP, EP, TOX, A	VE02	2	
3142	DISINFECTANT, LIQUID, TOXIC, N.O.S.	6.1	T1	II	6.1	274	100 ml	E4		PP, EP, TOX, A	VE02	2	
3142	DISINFECTANT, LIQUID, TOXIC, N.O.S.	6.1	T1	III	6.1	274	5 L	E1		PP, EP, TOX, A	VE02	0	
3143	DYE, SOLID, TOXIC, N.O.S. or DYE INTERMEDIATE, SOLID, TOXIC, N.O.S.	6.1	T2	I	6.1	274	0	E5		PP, EP		2	
3143	DYE, SOLID, TOXIC, N.O.S. or DYE INTERMEDIATE, SOLID, TOXIC, N.O.S.	6.1	T2	II	6.1	274	500 g	E4		PP, EP		2	

Copyright © United Nations, 2019. All rights reserved

UN No. or ID No.	Name and description	Class	Classi- fication Code	Packing group	Labels	Special provis- ions	Limited and excepted quantities	Carriage permitted	Equipment required	Venti- lation	Provisions concerning loading, unloading and carriage	Number of blue cones/ lights	Remarks
	3.1.2	2.2	2.2	2.1.1.3	5.2.2	3.3	3.4	3.5.1.2	3.2.1	8.1.5	7.1.6	7.1.5	3.2.1
(I)	(2)	(30)	(3b)	(4)	(5)	(6)	(7a)	(7b)	(8)	(9)	(10)	(12)	(13)
3143	DYE, SOLID, TOXIC, N.O.S. or DYE INTERMEDIATE, SOLID, TOXIC, N.O.S.	6.1	T2	III	6.1	274	5 kg	E1		PP, EP		0	
3144	NICOTINE COMPOUND, LIQUID, N.O.S. or NICOTINE PREPARATION, LIQUID, N.O.S.	6.1	T1	I	6.1	43	0	E5		PP, EP, TOX, A		2	
3144	NICOTINE COMPOUND, LIQUID, N.O.S. or NICOTINE PREPARATION, LIQUID, N.O.S.	6.1	T1	II	6.1	43	100 ml	E4		PP, EP, TOX, A		2	
3144	NICOTINE COMPOUND, LIQUID, N.O.S. or NICOTINE PREPARATION, LIQUID, N.O.S.	6.1	T1	III	6.1	43	5 L	E1		PP, EP, TOX, A		0	
3145	ALKYLPHENOLS, LIQUID, N.O.S. (including C <sub>2</sub> -C <sub>12</sub> homologues)	8	C3	I	8		0	E0		PP, EP		0	
3145	ALKYLPHENOLS, LIQUID, N.O.S. (including C <sub>2</sub> -C <sub>12</sub> homologues)	8	C3	II	8		1 L	E2	T	PP, EP		0	
3145	ALKYLPHENOLS, LIQUID, N.O.S. (including C <sub>2</sub> -C <sub>12</sub> homologues)	8	C3	III	8		5 L	E1	T	PP, EP		0	
3146	ORGANOTIN COMPOUND, SOLID, N.O.S.	6.1	T3	I	6.1	43	0	E5		PP, EP		2	
3146	ORGANOTIN COMPOUND, SOLID, N.O.S.	6.1	T3	II	6.1	43	500 g	E4		PP, EP		2	
3146	ORGANOTIN COMPOUND, SOLID, N.O.S.	6.1	T3	III	6.1	43	5 kg	E1		PP, EP		0	
3147	DYE, SOLID, CORROSIVE, N.O.S. or DYE INTERMEDIATE, SOLID, CORROSIVE, N.O.S.	8	C10	I	8	274	0	E0		PP, EP		0	
3147	DYE, SOLID, CORROSIVE, N.O.S. or DYE INTERMEDIATE, SOLID, CORROSIVE, N.O.S.	8	C10	II	8	274	1 kg	E2		PP, EP		0	
3147	DYE, SOLID, CORROSIVE, N.O.S. or DYE INTERMEDIATE, SOLID, CORROSIVE, N.O.S.	8	C10	III	8	274	5 kg	E1		PP, EP		0	
3148	WATER-REACTIVE LIQUID, N.O.S.	4.3	W1	I	4.3	274	0	E0		PP, EX, A	HA08	0	
3148	WATER-REACTIVE LIQUID, N.O.S.	4.3	W1	II	4.3	274	500 ml	E2		PP, EX, A	HA08	0	
3148	WATER-REACTIVE LIQUID, N.O.S.	4.3	W1	III	4.3	274	1 L	E1		PP, EX, A	HA08	0	
3149	HYDROGEN PEROXIDE AND PEROXYACETIC ACID MIXTURE with acid(s), water and not more than 5% peroxyacetic acid, STABILIZED	5.1	OC1	II	5.1+8	196	1 L	E2		PP, EP		0	
3150	DEVICES, SMALL, HYDROCARBON GAS POWERED or HYDROCARBON GAS REFILLS FOR SMALL DEVICES with release device	2	6F		2.1		0	E0		PP, EX, A		1	
3151	POLYHALOGENATED BI-PHENYLS, LIQUID or HALOGENATED MONOMETHYLDIPHENYLMETHANES, LIQUID or POLYHALOGENATED TERPHENYLS, LIQUID	9	M2	II	9	203	1 L	E2		PP, EP		0	
3152	POLYHALOGENATED BI-PHENYLS, SOLID or HALOGENATED MONOMETHYLDIPHENYLMETHANES, SOLID or POLYHALOGENATED TERPHENYLS, SOLID	9	M2	II	9	203	1 kg	E2		PP, EP		0	
3153	PERFLUOROMETHYL VINYL ETHER	2	2F		2.1	662	0	E0		PP, EX, A		1	

Copyright © United Nations, 2019. All rights reserved

UN No. or ID No.	Name and description	Class	Classification Code	Packing group	Labels	Special provisions	Limited and excepted quantities	Carriage permitted	Equipment required	Ventilation	Provisions concerning loading, unloading and carriage	Number of blue cones/lights	Remarks
	3.1.2	2.2	2.2	2.1.1.3	5.2.2	3.3	3.4	3.5.1.2	8.1.5	7.1.6	7.1.6	7.1.5	3.2.1
	(2)	(30)	(3b)	(4)	(5)	(6)	(7a)	(7b)	(8)	(9)	(10)	(12)	(13)
3154	PERFLUOROETHYL VINYL ETHER	6.1	T2	II	2.1	662	0	E0	PP, EX, A	VE01		1	
3155	PENTACHLOROPHENOL				6.1	43	500 g	E4	PP, EP			2	
3156	COMPRESSED GAS, OXIDIZING, N.O.S.	2	10		2.2+5.1	802	0	E0	PP			0	
					2.2+5.1	655							
					2.2+5.1	662							
3157	LIQUEFIED GAS, OXIDIZING, N.O.S.	2	20		2.2+5.1	274	0	E0	PP			0	
					2.2	662							
3158	GAS, REFRIGERATED LIQUID, N.O.S.	2	3A		2.2	274	120 ml	E1	PP			0	
					2.2	593							
3159	1,1,1,2-TETRAFLUOROETHANE (REFRIGERANT GAS R 134a)	2	2A		2.2	662	120 ml	E1	PP			0	
3160	LIQUEFIED GAS, TOXIC, FLAMMABLE, N.O.S.	2	2TF		2.3+2.1	274	0	E0	PP, EP, EX, TOX, A	VE01, VE02		2	
3161	LIQUEFIED GAS, FLAMMABLE, N.O.S.	2	2F		2.1	274	0	E0	PP, EX, A	VE01		1	
					2.3	662							
3162	LIQUEFIED GAS, TOXIC, N.O.S.	2	2T		2.3	274	0	E0	PP, EP, TOX, A	VE02		2	
3163	LIQUEFIED GAS, N.O.S.	2	2A		2.2	274	120 ml	E1	PP			0	
					2.2	660							
3164	ARTICLES, PRESSURIZED, PNEUMATIC or HYDRAULIC (containing non-flammable gas)	2	6A		2.2	283	120 ml	E0	PP			0	
					2.2	371							
3165	AIRCRAFT HYDRAULIC POWER UNIT FUEL TANK (containing a mixture of anhydrous hydrazine and methylhydrazine) (MS6 fuel)	3	FTC	I	3+6.1+8	802	0	E0	PP, EP, EX, TOX, A	VE01, VE02		2	
3166	VEHICLE, FLAMMABLE GAS POWERED or VEHICLE, FLAMMABLE LIQUID POWERED or VEHICLE, FUEL CELL, FLAMMABLE GAS POWERED or VEHICLE, FUEL CELL, FLAMMABLE LIQUID POWERED								PP			0	
						388							
						666							
						667							
						669							
3167	GAS SAMPLE, NON-PRESSURIZED, FLAMMABLE, N.O.S., not refrigerated liquid	2	7F		2.1		0	E0	PP, EX, A	VE01		1	
3168	GAS SAMPLE, NON-PRESSURIZED, TOXIC, FLAMMABLE, N.O.S., not refrigerated liquid	2	7TF		2.3+2.1		0	E0	PP, EP, EX, TOX, A	VE01, VE02		2	
3169	GAS SAMPLE, NON-PRESSURIZED, TOXIC, N.O.S., not refrigerated liquid	2	7T		2.3		0	E0	PP, EP, TOX, A	VE02		2	
3170	ALUMINIUM SMELTING BY-PRODUCTS or ALUMINIUM REMELTING BY-PRODUCTS	4.3	W2	II	4.3	244	500 g	E2	PP, EX, A	VE01	HA08	0	
3170	ALUMINIUM SMELTING BY-PRODUCTS or ALUMINIUM REMELTING BY-PRODUCTS	4.3	W2	III	4.3	244	1 kg	E1	PP, EX, A	VE01, VE03	LO03, HA07, HA08	0	VE03, LO03, HA07, IN01, IN02 and IN03 apply only when this substance is carried in bulk or without packaging
3171	BATTERY POWERED VEHICLE or BATTERY POWERED EQUIPMENT	9	M11			388 666 667 669			PP			0	



Copyright © United Nations, 2019. All rights reserved

UN No. or ID No.	Name and description	Class	Classi- fication Code	Packing group	Labels	Special provis- ions	Limited and excepted quantities	Carriage permitted	Equipment required	Venti- lation	Provisions concerning loading, unloading and carriage	Number of blue cones/ lights	Remarks
	3.1.2	2.2	2.2	2.1.1.3	5.2.2	3.3	3.4	3.5.1.2	3.2.1	8.1.5	7.1.6	7.1.5	3.2.1
	(2)	(30)	(3b)	(4)	(5)	(6)	(7a)	(7b)	(8)	(9)	(10)	(12)	(13)
3172	TOXINS, EXTRACTED FROM LIVING SOURCES, LIQUID, N.O.S.	6.1	T1	I	6.1	210 274	0	E5		PP, EP, TOX, A		2	
3172	TOXINS, EXTRACTED FROM LIVING SOURCES, LIQUID, N.O.S.	6.1	T1	II	6.1	210 274	100 ml	E4		PP, EP, TOX, A		2	
3172	TOXINS, EXTRACTED FROM LIVING SOURCES, LIQUID, N.O.S.	6.1	T1	III	6.1	210 274	5 L	E1		PP, EP, TOX, A		0	
3174	TITANIUM DISULPHIDE	4.2	S4	III	4.2	802	0	E1		PP		0	
3175	SOLIDS or mixtures of solids (such as preparations and wastes) CONTAINING FLAMMABLE LIQUID, N.O.S. having a flash-point up to 60°C	4.1	F1	II	4.1	216 274 601 800	1 kg	E2	B	PP, EX, A		1	VE03, IN01 and IN02 apply only when this substance is carried in bulk or without packaging
3175	SOLIDS CONTAINING FLAMMABLE LIQUID, MOLTEN, having a flash-point up to 60°C	4.1	F1	II	4.1	216 274 601 800	1 kg	E2	T	PP, EX, A		1	VE03, IN01 and IN02 apply only when this substance is carried in bulk or without packaging
3176	FLAMMABLE SOLID, ORGANIC, MOLTEN, N.O.S.	4.1	F2	II	4.1	274	0	E0		PP		1	
3176	FLAMMABLE SOLID, ORGANIC, MOLTEN, N.O.S.	4.1	F2	III	4.1	274	0	E0		PP		0	
3178	FLAMMABLE SOLID, INORGANIC, N.O.S.	4.1	F3	II	4.1	274	1 kg	E2		PP		1	
3178	FLAMMABLE SOLID, INORGANIC, N.O.S.	4.1	F3	III	4.1	274	5 kg	E1		PP		0	
3179	FLAMMABLE SOLID, TOXIC, INORGANIC, N.O.S.	4.1	FT2	II	4.1+6.1	274	1 kg	E2		PP, EP		2	
3179	FLAMMABLE SOLID, TOXIC, INORGANIC, N.O.S.	4.1	FT2	III	4.1+6.1	274 802	5 kg	E1		PP, EP		0	
3180	FLAMMABLE SOLID, CORROSIVE, INORGANIC, N.O.S.	4.1	FC2	II	4.1+8	274	1 kg	E2		PP, EP		1	
3180	FLAMMABLE SOLID, CORROSIVE, INORGANIC, N.O.S.	4.1	FC2	III	4.1+8	274	5 kg	E1		PP, EP		0	
3181	METAL SALTS OF ORGANIC COMPOUNDS, FLAMMABLE, N.O.S.	4.1	F3	II	4.1	274	1 kg	E2		PP		1	
3181	METAL SALTS OF ORGANIC COMPOUNDS, FLAMMABLE, N.O.S.	4.1	F3	III	4.1	274	5 kg	E1		PP		0	
3182	METAL HYDRIDES, FLAMMABLE, N.O.S.	4.1	F3	II	4.1	274 554	1 kg	E2		PP		1	
3182	METAL HYDRIDES, FLAMMABLE, N.O.S.	4.1	F3	III	4.1	274 554	5 kg	E1		PP		0	
3183	SELF-HEATING LIQUID, ORGANIC, N.O.S.	4.2	SI	II	4.2	274	0	E2		PP		0	
3183	SELF-HEATING LIQUID, ORGANIC, N.O.S.	4.2	SI	III	4.2	274	0	E1		PP		0	
3184	SELF-HEATING LIQUID, TOXIC, ORGANIC, N.O.S.	4.2	ST1	II	4.2+6.1	274 802	0	E2		PP, EP, TOX, A		2	
3184	SELF-HEATING LIQUID, TOXIC, ORGANIC, N.O.S.	4.2	ST1	III	4.2+6.1	274 802	0	E1		PP, EP, TOX, A		0	
3185	SELF-HEATING LIQUID, CORROSIVE, ORGANIC, N.O.S.	4.2	SC1	II	4.2+8	274	0	E2		PP, EP		0	

Copyright © United Nations, 2019. All rights reserved

UN No. or ID No.	Name and description	Class	Classi- fication Code	Packing group	Labels	Special provis- ions	Limited and excepted quantities	Carriage permitted	Equipment required	Venti- lation	Provisions concerning loading, unloading and carriage	Number of blue cones/ lights	Remarks
	3.1.2	2.2	2.2	2.1.1.3	5.2.2	3.3	3.4	3.5.1.2	3.2.1	8.1.5	7.1.6	7.1.5	3.2.1
	(2)	(30)	(30)	(4)	(5)	(6)	(7a)	(7b)	(8)	(9)	(10)	(11)	(12)
3185	SELF-HEATING LIQUID, CORROSIVE, ORGANIC, N.O.S.	4.2	SC1	III	4.2+8	274	0	E1		PP, EP		0	(13)
3186	SELF-HEATING LIQUID, INORGANIC, N.O.S.	4.2	S3	II	4.2	274	0	E2		PP		0	
3186	SELF-HEATING LIQUID, INORGANIC, N.O.S.	4.2	S3	III	4.2	274	0	E1		PP		0	
3187	SELF-HEATING LIQUID, TOXIC, INORGANIC, N.O.S.	4.2	ST3	II	4.2+6.1	274	0	E2		PP, EP, TOX, A	VE02	2	
3187	SELF-HEATING LIQUID, TOXIC, INORGANIC, N.O.S.	4.2	ST3	III	4.2+6.1	274	0	E1		PP, EP, TOX, A	VE02	0	
3188	SELF-HEATING LIQUID, CORROSIVE, INORGANIC, N.O.S.	4.2	SC3	II	4.2+8	274	0	E2		PP, EP		0	
3188	SELF-HEATING LIQUID, CORROSIVE, INORGANIC, N.O.S.	4.2	SC3	III	4.2+8	274	0	E1		PP, EP		0	
3189	METAL POWDER, SELF-HEATING, N.O.S.	4.2	S4	II	4.2	274	0	E2		PP		0	
3189	METAL POWDER, SELF-HEATING, N.O.S.	4.2	S4	III	4.2	555	0	E1		PP		0	
3190	SELF-HEATING SOLID, INORGANIC, N.O.S.	4.2	S4	II	4.2	555	0	E2		PP		0	
3190	SELF-HEATING SOLID, INORGANIC, N.O.S.	4.2	S4	III	4.2	274	0	E1	<b>B</b>	PP		0	
3191	SELF-HEATING SOLID, TOXIC, INORGANIC, N.O.S.	4.2	ST4	II	4.2+6.1	274	0	E2		PP, EP		2	
3191	SELF-HEATING SOLID, TOXIC, INORGANIC, N.O.S.	4.2	ST4	III	4.2+6.1	802	0	E1		PP, EP		0	
3192	SELF-HEATING SOLID, CORROSIVE, INORGANIC, N.O.S.	4.2	SC4	II	4.2+8	274	0	E2		PP, EP		0	
3192	SELF-HEATING SOLID, CORROSIVE, INORGANIC, N.O.S.	4.2	SC4	III	4.2+8	274	0	E1		PP, EP		0	
3194	PYROPHORIC LIQUID, INORGANIC, N.O.S.	4.2	S3	I	4.2	274	0	E0		PP		0	
3200	PYROPHORIC SOLID, INORGANIC, N.O.S.	4.2	S4	I	4.2	274	0	E0		PP		0	
3205	ALKALINE EARTH METAL ALCOHOLATES, N.O.S.	4.2	S4	II	4.2	183	0	E2		PP		0	
3205	ALKALINE EARTH METAL ALCOHOLATES, N.O.S.	4.2	S4	III	4.2	274	0	E1		PP		0	
3206	ALKALI METAL ALCOHOLATES, SELF-HEATING, CORROSIVE, N.O.S.	4.2	SC4	II	4.2+8	182	0	E2		PP, EP		0	
3206	ALKALI METAL ALCOHOLATES, SELF-HEATING, CORROSIVE, N.O.S.	4.2	SC4	III	4.2+8	274	0	E1		PP, EP		0	
3208	METALLIC SUBSTANCE, WATER-REACTIVE, N.O.S.	4.3	W2	I	4.3	274	0	E0		PP, EX, A	VE01	0	
3208	METALLIC SUBSTANCE, WATER-REACTIVE, N.O.S.	4.3	W2	II	4.3	557	500 g	E0		PP, EX, A	VE01	0	
3208	METALLIC SUBSTANCE, WATER-REACTIVE, N.O.S.	4.3	W2	III	4.3	557	1 kg	E1		PP, EX, A	VE01	0	
3209	METALLIC SUBSTANCE, WATER-REACTIVE, SELF- HEATING, N.O.S.	4.3	WS	I	4.3+4.2	274	0	E0		PP, EX, A	VE01	0	
3209	METALLIC SUBSTANCE, WATER-REACTIVE, SELF- HEATING, N.O.S.	4.3	WS	II	4.3+4.2	558	0	E2		PP, EX, A	VE01	0	
3209	METALLIC SUBSTANCE, WATER-REACTIVE, SELF- HEATING, N.O.S.	4.3	WS	III	4.3+4.2	558	0	E1		PP, EX, A	VE01	0	
3210	CHLORATES, INORGANIC, AQUEOUS SOLUTION, N.O.S.	5.1	O1	II	5.1	558	1 L	E2		PP		0	
						351							

Copyright © United Nations, 2019. All rights reserved

UN No. or ID No.	Name and description	Class	Classi- fication Code	Packing group	Labels	Special provis- ions	Limited and excepted quantities	Carriage permitted	Equipment required	Venti- lation	Provisions concerning loading, unloading and carriage	Number of blue cones/ lights	Remarks
	3.1.2	2.2	2.2	2.1.1.3	5.2.2	3.3	3.4	3.5.1.2	8.1.5	7.1.6	7.1.6	7.1.5	3.2.1
	(30)	(3b)	(3b)	(4)	(5)	(6)	(7a)	(7b)	(9)	(10)	(11)	(12)	(13)
3210	CHLORATES, INORGANIC, AQUEOUS SOLUTION, N.O.S.	5.1	O1	III	5.1	274	5L	E1	PP			0	
3211	PERCHLORATES, INORGANIC, AQUEOUS SOLUTION, N.O.S.	5.1	O1	II	5.1	351	1L	E2	PP			0	
3211	PERCHLORATES, INORGANIC, AQUEOUS SOLUTION, N.O.S.	5.1	O1	III	5.1		5L	E1	PP			0	
3212	HYPOCHLORITES, INORGANIC, N.O.S.	5.1	O2	II	5.1	274	1 kg	E2	PP			0	
3213	BROMATES, INORGANIC, AQUEOUS SOLUTION, N.O.S.	5.1	O1	II	5.1	349	1L	E2	PP			0	
3213	BROMATES, INORGANIC, AQUEOUS SOLUTION, N.O.S.	5.1	O1	III	5.1	350	5L	E1	PP			0	
3214	PERMANGANATES, INORGANIC, AQUEOUS SOLUTION, N.O.S.	5.1	O1	II	5.1	274	1L	E2	PP			0	
3215	PERSULPHATES, INORGANIC, N.O.S.	5.1	O2	III	5.1	353	5 kg	E1	PP			0	
3216	PERSULPHATES, INORGANIC, AQUEOUS SOLUTION, N.O.S.	5.1	O1	III	5.1		5L	E1	PP			0	
3218	NITRATES, INORGANIC, AQUEOUS SOLUTION, N.O.S.	5.1	O1	II	5.1	270	1L	E2	PP			0	
3218	NITRATES, INORGANIC, AQUEOUS SOLUTION, N.O.S.	5.1	O1	III	5.1	511	5L	E1	PP			0	
3219	NITRITES, INORGANIC, AQUEOUS SOLUTION, N.O.S.	5.1	O1	II	5.1	103	1L	E2	PP			0	
3219	NITRITES, INORGANIC, AQUEOUS SOLUTION, N.O.S.	5.1	O1	III	5.1	274	5L	E1	PP			0	
3220	PENTAFLUOROETHANE (REFRIGERANT GAS R 125)	2	2A		2.2	662	120 ml	E1	PP			0	
3221	SELF-REACTIVE LIQUID TYPE B	4.1	SR1		4.1+1	181	25 ml	E0	PP		HA01, HA10	3	
3222	SELF-REACTIVE SOLID TYPE B	4.1	SR1		4.1+1	181	100g	E0	PP		HA01, HA10	3	
3223	SELF-REACTIVE LIQUID TYPE C	4.1	SR1		4.1	194	25 ml	E0	PP			0	
3224	SELF-REACTIVE SOLID TYPE C	4.1	SR1		4.1	194	100g	E0	PP			0	
3225	SELF-REACTIVE LIQUID TYPE D	4.1	SR1		4.1	194	125 ml	E0	PP			0	
3226	SELF-REACTIVE SOLID TYPE D	4.1	SR1		4.1	194	500 g	E0	PP			0	
3227	SELF-REACTIVE LIQUID TYPE E	4.1	SR1		4.1	194	125 ml	E0	PP			0	
3228	SELF-REACTIVE SOLID TYPE E	4.1	SR1		4.1	194	500 g	E0	PP			0	
3229	SELF-REACTIVE LIQUID TYPE F	4.1	SR1		4.1	194	125 ml	E0	PP			0	
3230	SELF-REACTIVE SOLID TYPE F	4.1	SR1		4.1	194	500 g	E0	PP			0	

Copyright © United Nations, 2019. All rights reserved

UN No. or ID No.	Name and description	Class	Classi- fication Code	Packing group	Labels	Special provis- ions	Limited and excepted quantities	Carriage permitted	Equipment required	Venti- lation	Provisions concerning loading, unloading and carriage	Number of blue cones/ lights	Remarks
	3.1.2	2.2	2.2	2.1.1.3	5.2.2	3.3	3.4	3.5.1.2	3.2.1	8.1.5	7.1.6	7.1.5	3.2.1
	(2)	(30)	(30)	(4)	(5)	(6)	(7a)	(7b)	(8)	(9)	(11)	(12)	(13)
3231	SELF-REACTIVE LIQUID TYPE B, TEMPERATURE CONTROLLED	4.1	SR2		4.1+1	181 194 274	0	E0		PP	HA01, HA10	3	
3232	SELF-REACTIVE SOLID TYPE B, TEMPERATURE CONTROLLED	4.1	SR2		4.1+1	181 194 274	0	E0		PP	HA01, HA10	3	
3233	SELF-REACTIVE LIQUID TYPE C, TEMPERATURE CONTROLLED	4.1	SR2		4.1	194 274	0	E0		PP		0	
3234	SELF-REACTIVE SOLID TYPE C, TEMPERATURE CONTROLLED	4.1	SR2		4.1	194 274	0	E0		PP		0	
3235	SELF-REACTIVE LIQUID TYPE D, TEMPERATURE CONTROLLED	4.1	SR2		4.1	194 274	0	E0		PP		0	
3236	SELF-REACTIVE SOLID TYPE D, TEMPERATURE CONTROLLED	4.1	SR2		4.1	194 274	0	E0		PP		0	
3237	SELF-REACTIVE LIQUID TYPE E, TEMPERATURE CONTROLLED	4.1	SR2		4.1	194 274	0	E0		PP		0	
3238	SELF-REACTIVE SOLID TYPE E, TEMPERATURE CONTROLLED	4.1	SR2		4.1	194 274	0	E0		PP		0	
3239	SELF-REACTIVE LIQUID TYPE F, TEMPERATURE CONTROLLED	4.1	SR2		4.1	194 274	0	E0		PP		0	
3240	SELF-REACTIVE SOLID TYPE F, TEMPERATURE CONTROLLED	4.1	SR2		4.1	194 274	0	E0		PP		0	
3241	2-BROMO-2-NITROPROPANE-1,3-DIOL	4.1	SR1	III	4.1	638	5 kg	E1		PP		0	
3242	AZODICARBONAMIDE	4.1	SR1	II	4.1	215 638	1 kg	E0		PP		0	
3243	SOLIDS CONTAINING TOXIC LIQUID, N.O.S.	6.1	T9	II	6.1	217 274 601 802	500 g	E4	PP, EP, TOX, A	VE02		2	
3244	SOLIDS CONTAINING CORROSIVE LIQUID, N.O.S.	8	C10	II	8	218 274	1 kg	E2	PP, EP			0	
3245	GENETICALLY MODIFIED MICROORGANISMS or GENETICALLY MODIFIED ORGANISMS	9	M8		9	219 637 802	0	E0	PP			0	
3245	GENETICALLY MODIFIED MICRO-ORGANISMS or GENETICALLY MODIFIED ORGANISMS, in refrigerated liquid nitrogen	9	M8		9+2.2	219 637 802	0	E0	PP			0	
3246	METHANESULPHONYL CHLORIDE	6.1	TC1	I	6.1+8	354 802	0	E0	PP, EP, TOX, A	VE02		2	
3247	SODIUM PEROXOBORATE, ANHYDROUS	5.1	O2	II	5.1	802	1 kg	E2	PP			0	
3248	MEDICINE, LIQUID, FLAMMABLE, TOXIC, N.O.S.	3	FT1	II	3+6.1	220 221 601 802	1 L	E2	PP, EP, EX, TOX, A	VE01, VE02		2	
3248	MEDICINE, LIQUID, FLAMMABLE, TOXIC, N.O.S.	3	FT1	III	3+6.1	220 221 601 802	5 L	E1	PP, EP, EX, TOX, A	VE01, VE02		0	
3249	MEDICINE, SOLID, TOXIC, N.O.S.	6.1	T2	II	6.1	221 601 802	500 g	E4	PP, EP			2	

UN No. or ID No.	Name and description	Class	Classi- fication Code	Packing group	Labels	Special provis- ions	Limited and excepted quantities	Carriage permitted	Equipment required	Venti- lation	Provisions concerning loading, unloading and carriage	Number of blue cones/ lights	Remarks
	3.1.2	2.2	2.2	2.1.1.3	5.2.2	3.3	3.4	3.5.1.2	8.1.5	7.1.6	7.1.6	7.1.5	3.2.1
	(2)	(3b)	(3b)	(4)	(5)	(6)	(7a)	(7b)	(9)	(10)	(11)	(12)	(13)
3249	MEDICINE, SOLID, TOXIC, N.O.S.	6.1	72	III	6.1	221 601 802	5 kg	E1	PP, EP			0	
3250	CHLOROACETIC ACID, MOLTEN	6.1	TC1	II	6.1+8	802	0	E0	PP, EP, TOX, A	VE02		2	
3251	ISOSORBIDE-5-MONONITRATE	4.1	SR1	III	4.1	226 638	5 kg	E0	PP			0	
3252	DIFLUOROMETHANE (REFRIGERANT GAS R 32)	2	2F		2.1	662	0	E0	PP, EX, A	VE01		1	
3253	DISODIUMTRIOXOSILICATE	8	C6	III	8		5 kg	E1	PP, EP			0	
3254	TRIBUTYLPHOSPHANE	4.2	S1	I	4.2		0	E0	PP			0	
3255	tert-BUTYL HYPOCHLORITE	4.2	SC1										
3256	ELEVATED TEMPERATURE LIQUID, FLAMMABLE, N.O.S. with flash-point above 60°C, at or above its flash-point and below 100°C	3	F2	III	3	274 560	0	E0	PP, EX, A	VE01		0	
3256	ELEVATED TEMPERATURE LIQUID, FLAMMABLE, N.O.S. with flash-point above 60°C, at or above its flash-point and at or above 100°C	3	F2	III	3	274 560	0	E0	PP, EX, A	VE01		0	
3257	ELEVATED TEMPERATURE LIQUID, N.O.S., at or above 100°C and below its flash-point (including molten metals, molten salts, etc.)	9	M9	III	9	274 643 668	0	E0	PP			0	
3258	ELEVATED TEMPERATURE LIQUID, N.O.S., at or above 240 °C	9	M10	III	9	274 643	0	E0	PP			0	
3259	AMINES, SOLID, CORROSIVE, N.O.S. or POLYAMINES, SOLID, CORROSIVE, N.O.S.	8	C8	I	8	274	0	E0	PP, EP			0	
3259	AMINES, SOLID, CORROSIVE, N.O.S. or POLYAMINES, SOLID, CORROSIVE, N.O.S.	8	C8	II	8	274	1 kg	E2	PP, EP			0	
3259	AMINES, SOLID, CORROSIVE, N.O.S. or POLYAMINES, SOLID, CORROSIVE, N.O.S.	8	C8	III	8	274	5 kg	E1	PP, EP			0	
3260	CORROSIVE SOLID, ACIDIC, INORGANIC, N.O.S.	8	C2	I	8	274	0	E0	PP, EP			0	
3260	CORROSIVE SOLID, ACIDIC, INORGANIC, N.O.S.	8	C2	II	8	274	1 kg	E2	PP, EP			0	
3260	CORROSIVE SOLID, ACIDIC, INORGANIC, N.O.S.	8	C2	III	8	274	5 kg	E1	PP, EP			0	
3261	CORROSIVE SOLID, ACIDIC, ORGANIC, N.O.S.	8	C4	I	8	274	0	E0	PP, EP			0	
3261	CORROSIVE SOLID, ACIDIC, ORGANIC, N.O.S.	8	C4	II	8	274	1 kg	E2	PP, EP			0	
3261	CORROSIVE SOLID, ACIDIC, ORGANIC, N.O.S.	8	C4	III	8	274	5 kg	E1	PP, EP			0	
3262	CORROSIVE SOLID, BASIC, INORGANIC, N.O.S.	8	C6	I	8	274	0	E0	PP, EP			0	
3262	CORROSIVE SOLID, BASIC, INORGANIC, N.O.S.	8	C6	II	8	274	1 kg	E2	PP, EP			0	
3262	CORROSIVE SOLID, BASIC, INORGANIC, N.O.S.	8	C6	III	8	274	5 kg	E1	PP, EP			0	
3263	CORROSIVE SOLID, BASIC, ORGANIC, N.O.S.	8	C8	I	8	274	0	E0	PP, EP			0	
3263	CORROSIVE SOLID, BASIC, ORGANIC, N.O.S.	8	C8	II	8	274	1 kg	E2	PP, EP			0	
3263	CORROSIVE SOLID, BASIC, ORGANIC, N.O.S.	8	C8	III	8	274	5 kg	E1	PP, EP			0	
3264	CORROSIVE LIQUID, ACIDIC, INORGANIC, N.O.S.	8	C1	I	8	274	0	E0	PP, EP			0	
3264	CORROSIVE LIQUID, ACIDIC, INORGANIC, N.O.S.	8	C1	II	8	274	1 L	E2	PP, EP			0	
3264	CORROSIVE LIQUID, ACIDIC, INORGANIC, N.O.S.	8	C1	III	8	274	5 L	E1	PP, EP			0	
3265	CORROSIVE LIQUID, ACIDIC, ORGANIC, N.O.S.	8	C3	I	8	274	0	E0	PP, EP			0	
3265	CORROSIVE LIQUID, ACIDIC, ORGANIC, N.O.S.	8	C3	II	8	274	1 L	E2	PP, EP			0	
3265	CORROSIVE LIQUID, ACIDIC, ORGANIC, N.O.S.	8	C3	III	8	274	5 L	E1	PP, EP			0	
3266	CORROSIVE LIQUID, BASIC, INORGANIC, N.O.S.	8	C5	I	8	274	0	E0	PP, EP			0	
3266	CORROSIVE LIQUID, BASIC, INORGANIC, N.O.S.	8	C5	II	8	274	1 L	E2	PP, EP			0	

UN No. or ID No.	Name and description	Class	Classi- fication Code	Packing group	Labels	Special provis- ions	Limited and excepted quantities	Carriage permitted	Equipment required	Venti- lation	Provisions concerning loading, unloading and carriage	Number of blue cones/ lights	Remarks
	3.1.2	2.2	2.2	2.1.1.3	5.2.2	3.3	3.4	3.5.1.2	3.2.1	8.1.5	7.1.6	7.1.5	3.2.1
(I)	(2)	(30)	(3b)	(4)	(5)	(6)	(7a)	(7b)	(8)	(9)	(10)	(12)	(13)
3266	CORROSIVE LIQUID, BASIC, INORGANIC, N.O.S.	8	C5	III	8	274	5 L	E1	T	PP, EP		0	
3267	CORROSIVE LIQUID, BASIC, ORGANIC, N.O.S.	8	C7	I	8	274	0	E0	T	PP, EP		0	
3267	CORROSIVE LIQUID, BASIC, ORGANIC, N.O.S.	8	C7	II	8	274	1 L	E2	T	PP, EP		0	
3267	CORROSIVE LIQUID, BASIC, ORGANIC, N.O.S.	8	C7	III	8	274	5 L	E1	T	PP, EP		0	
3268	SAFETY DEVICES, electrically initiated	9	M5		9	280	0	E0		PP		0	
						289							
3269	POLYESTER RESIN KIT, liquid base material	3	F3	II	3	236	5 L	E0		PP, EX, A	VE01	1	
						340							
3269	POLYESTER RESIN KIT, liquid base material	3	F3	III	3	236	5 L	E0		PP, EX, A	VE01	0	
						340							
3270	NITROCELLULOSE MEMBRANE FILTERS, with not more than 12.6% nitrogen, by dry mass	4.1	F1	II	4.1	237	1 kg	E2		PP		1	
						286							
3271	ETHERS, N.O.S.	3	F1	II	3	274	1 L	E2	T	PP, EX, A	VE01	1	
3271	ETHERS, N.O.S.	3	F1	III	3	274	5 L	E1	T	PP, EX, A	VE01	0	
3272	ESTERS, N.O.S.	3	F1	II	3	274	1 L	E2	T	PP, EX, A	VE01	1	
						601							
3272	ESTERS, N.O.S.	3	F1	III	3	274	5 L	E1	T	PP, EX, A	VE01	0	
						601							
3273	NITRILES, FLAMMABLE, TOXIC, N.O.S.	3	FT1	I	3+6.1	274	0	E0		PP, EP, EX, TOX, A	VE01, VE02	2	
						802							
3273	NITRILES, FLAMMABLE, TOXIC, N.O.S.	3	FT1	II	3+6.1	274	1 L	E2		PP, EP, EX, TOX, A	VE01, VE02	2	
						802							
3274	ALCOHOLATES SOLUTION, N.O.S., in alcohol	3	FC	II	3+8	274	1 L	E2		PP, EP, EX, A	VE01	1	
3275	NITRILES, TOXIC, FLAMMABLE, N.O.S.	6.1	TF1	I	6.1+3	274	0	E5		PP, EP, EX, TOX, A	VE01, VE02	2	
						315							
3275	NITRILES, TOXIC, FLAMMABLE, N.O.S.	6.1	TF1	II	6.1+3	274	100 ml	E4		PP, EP, EX, TOX, A	VE01, VE02	2	
						802							
3276	NITRILES, LIQUID, TOXIC, N.O.S.	6.1	T1	I	6.1	274	0	E5		PP, EP, TOX, A	VE02	2	
						315							
3276	NITRILES, LIQUID, TOXIC, N.O.S.	6.1	T1	II	6.1	274	100 ml	E4	T	PP, EP, TOX, A	VE02	2	
						802							
3276	NITRILES, LIQUID, TOXIC, N.O.S.	6.1	T1	II	6.1	274	100 ml	E4		PP, EP, TOX, A	VE02	2	
						802							
3277	CHLOROFORMATES, TOXIC, CORROSIVE, N.O.S.	6.1	TC1	II	6.1+8	274	100 ml	E4		PP, EP, TOX, A	VE02	2	
						561							
3278	ORGANOPHOSPHORUS COMPOUND, LIQUID, TOXIC, N.O.S.	6.1	T1	I	6.1	43	0	E5		PP, EP, TOX, A	VE02	2	
						274							
3278	ORGANOPHOSPHORUS COMPOUND, LIQUID, TOXIC, N.O.S.	6.1	T1	II	6.1	315							
						802							
3278	ORGANOPHOSPHORUS COMPOUND, LIQUID, TOXIC, N.O.S.	6.1	T1	III	6.1	43	100 ml	E4		PP, EP, TOX, A	VE02	2	
						274							
3278	ORGANOPHOSPHORUS COMPOUND, LIQUID, TOXIC, N.O.S.	6.1	T1	III	6.1	802	5 L	E1		PP, EP, TOX, A	VE02	0	
						274							
						802							

Copyright © United Nations, 2019. All rights reserved

UN No. or ID No.	Name and description	Class	Classi- fication Code	Packing group	Labels	Special provis- ions	Limited and excepted quantities	Carriage permitted	Equipment required	Venti- lation	Provisions concerning loading, unloading and carriage	Number of blue cones/ lights	Remarks
	3.1.2	2.2	2.2	2.1.1.3	5.2.2	3.3	3.4	3.5.1.2	3.2.1	8.1.5	7.1.6	7.1.5	3.2.1
(1)	(2)	(3a)	(3b)	(4)	(5)	(6)	(7a)	(7b)	(8)	(9)	(10)	(12)	(13)
3279	ORGANOPHOSPHORUS COMPOUND, TOXIC, FLAMMABLE, N.O.S.	6.1	TF1	I	6.1+3	43	0	E5		PP, EP, EX, TOX, A	VE01, VE02	2	
3279	ORGANOPHOSPHORUS COMPOUND, TOXIC, FLAMMABLE, N.O.S.	6.1	TF1	II	6.1+3	43	100 ml	E4		PP, EP, EX, TOX, A	VE01, VE02	2	
3280	ORGANOARSENIC COMPOUND, LIQUID, N.O.S.	6.1	T3	I	6.1	274 315 802	0	E5		PP, EP, TOX, A	VE02	2	
3280	ORGANOARSENIC COMPOUND, LIQUID, N.O.S.	6.1	T3	II	6.1	274 802	100 ml	E4		PP, EP, TOX, A	VE02	2	
3280	ORGANOARSENIC COMPOUND, LIQUID, N.O.S.	6.1	T3	III	6.1	274 802	5 L	E1		PP, EP, TOX, A	VE02	0	
3281	METAL CARBONYLS, LIQUID, N.O.S.	6.1	T3	I	6.1	274 315 562 802	0	E5		PP, EP, TOX, A	VE02	2	
3281	METAL CARBONYLS, LIQUID, N.O.S.	6.1	T3	II	6.1	274 562 802	100 ml	E4		PP, EP, TOX, A	VE02	2	
3281	METAL CARBONYLS, LIQUID, N.O.S.	6.1	T3	III	6.1	274 562 802	5 L	E1		PP, EP, TOX, A	VE02	0	
3282	ORGANOMETALLIC COMPOUND, LIQUID, TOXIC, N.O.S.	6.1	T3	I	6.1	274 562 802	0	E5		PP, EP, TOX, A	VE02	2	
3282	ORGANOMETALLIC COMPOUND, LIQUID, TOXIC, N.O.S.	6.1	T3	II	6.1	274 562 802	100 ml	E4		PP, EP, TOX, A	VE02	2	
3282	ORGANOMETALLIC COMPOUND, LIQUID, TOXIC, N.O.S.	6.1	T3	III	6.1	274 562 802	5 L	E1		PP, EP, TOX, A	VE02	0	
3283	SELENIUM COMPOUND, SOLID, N.O.S.	6.1	T5	I	6.1	274 563 802	0	E5		PP, EP		2	
3283	SELENIUM COMPOUND, SOLID, N.O.S.	6.1	T5	II	6.1	274 563 802	500 g	E4		PP, EP		2	
3283	SELENIUM COMPOUND, SOLID, N.O.S.	6.1	T5	III	6.1	274 563 802	5 kg	E1		PP, EP		0	
3284	TELLURIUM COMPOUND, N.O.S.	6.1	T5	I	6.1	274 802	0	E5		PP, EP		2	
3284	TELLURIUM COMPOUND, N.O.S.	6.1	T5	II	6.1	274 802	500 g	E4		PP, EP		2	
3284	TELLURIUM COMPOUND, N.O.S.	6.1	T5	III	6.1	274 802	5 kg	E1		PP, EP		0	
3285	VANADIUM COMPOUND, N.O.S.	6.1	T5	I	6.1	274 564 802	0	E5		PP, EP		2	

Copyright © United Nations, 2019. All rights reserved

UN No. or ID No.	Name and description	Class	Classification Code	Packing group	Labels	Special provisions	Limited and excepted quantities	Carriage permitted	Equipment required	Ventilation	Provisions concerning loading, unloading and carriage	Number of blue cones/ lights	Remarks
	3.1.2	2.2 (30)	2.2 (30)	2.1.1.3 (4)	5.2.2 (5)	3.3 (6)	3.4 (7a)	3.5.1.2 (7b)	8.1.5 (8)	7.1.6 (10)	7.1.6 (11)	7.1.5 (12)	3.2.1 (13)
3285	VANADIUM COMPOUND, N.O.S.	6.1	T5	II	6.1	274 564 802	500 g	E4	PP, EP			2	
3285	VANADIUM COMPOUND, N.O.S.	6.1	T5	III	6.1	274 564 802	5 kg	E1	PP, EP			0	
3286	FLAMMABLE LIQUID, TOXIC, CORROSIVE, N.O.S.	3	FTC	I	3+6.1+8	274 802	0	E0	PP, EP, EX, TOX, A	VE01, VE02		2	
3286	FLAMMABLE LIQUID, TOXIC, CORROSIVE, N.O.S.	3	FTC	II	3+6.1+8	274 802	1 L	E2	PP, EP, EX, TOX, A	VE01, VE02		2	
3287	TOXIC LIQUID, INORGANIC, N.O.S.	6.1	T4	I	6.1	274 315 802	0	E5	PP, EP, TOX, A	VE02		2	
3287	TOXIC LIQUID, INORGANIC, N.O.S.	6.1	T4	II	6.1	274 802	100 ml	E4	PP, EP, TOX, A	VE02		2	
3287	TOXIC LIQUID, INORGANIC, N.O.S.	6.1	T4	III	6.1	274 802	5 L	E1	PP, EP, TOX, A	VE02		0	
3288	TOXIC SOLID, INORGANIC, N.O.S.	6.1	T5	I	6.1	274 802	0	E5	PP, EP			2	
3288	TOXIC SOLID, INORGANIC, N.O.S.	6.1	T5	II	6.1	274 802	500 g	E4	PP, EP			2	
3288	TOXIC SOLID, INORGANIC, N.O.S.	6.1	T5	III	6.1	274 802	5 kg	E1	PP, EP			0	
3289	TOXIC LIQUID, CORROSIVE, INORGANIC, N.O.S.	6.1	TC3	I	6.1+8	274 315 802	0	E5	PP, EP, TOX, A	VE02		2	
3289	TOXIC LIQUID, CORROSIVE, INORGANIC, N.O.S.	6.1	TC3	II	6.1+8	274 802	100 ml	E4	PP, EP, TOX, A	VE02		2	
3290	TOXIC SOLID, CORROSIVE, INORGANIC, N.O.S.	6.1	TC4	I	6.1+8	274 802	0	E5	PP, EP			2	
3290	TOXIC SOLID, CORROSIVE, INORGANIC, N.O.S.	6.1	TC4	II	6.1+8	274 802	500 g	E4	PP, EP			2	
3291	CLINICAL WASTE, UNSPECIFIED, N.O.S. or (BIO) MEDICAL WASTE, N.O.S. or REGULATED MEDICAL WASTE, N.O.S.	6.2	I3	II	6.2	565 802	0	E0	PP			0	
3291	CLINICAL WASTE, UNSPECIFIED, N.O.S. or (BIO) MEDICAL WASTE, N.O.S. or REGULATED MEDICAL WASTE, N.O.S., in refrigerated liquid nitrogen	6.2	I3	II	6.2+2.2	565 802	0	E0	PP			0	
3292	BATTERIES, CONTAINING SODIUM, or CELLS, CONTAINING SODIUM	4.3	W3		4.3	239 295	0	E0	PP, EX, A	VE01	HA08	0	
3293	HYDRAZINE, AQUEOUS SOLUTION with not more than 37% hydrazine, by mass	6.1	T4	III	6.1	566 802	5 L	E1	PP, EP, TOX, A	VE02		0	
3294	HYDROGEN CYANIDE, SOLUTION IN ALCOHOL with not more than 45% hydrogen cyanide	6.1	TF1	I	6.1+3	610 802	0	E0	PP, EP, EX, TOX, A	VE01, VE02		2	
3295	HYDROCARBONS, LIQUID, N.O.S.	3	F1	I	3	640C 640D	500 ml	E3	PP, EX, A	VE01		1	
3295	HYDROCARBONS, LIQUID, N.O.S. (vapour pressure at 50 °C more than 110 kPa)	3	F1	II	3	640C 640D	1 L	E2	PP, EX, A	VE01		1	
3295	HYDROCARBONS, LIQUID, N.O.S. (vapour pressure at 50 °C not more than 110 kPa)	3	F1	II	3	640D	1 L	E2	PP, EX, A	VE01		1	
3295	HYDROCARBONS, LIQUID, N.O.S.	3	F1	III	3		5 L	E1	PP, EX, A	VE01		0	



Copyright © United Nations, 2019. All rights reserved

UN No. or ID No.	Name and description	Class	Classi- fication Code	Packing group	Labels	Special provis- ions	Limited and excepted quantities	Carriage permitted	Equipment required	Venti- lation	Provisions concerning loading, unloading and carriage	Number of blue cones/ lights	Remarks
	3.1.2	2.2	2.2	2.1.1.3	5.2.2	3.3	3.4	3.5.1.2	8.1.5	7.1.6	7.1.6	7.1.5	3.2.1
	(2)	(3b)	(3b)	(4)	(5)	(6)	(7a)	(7b)	(9)	(10)	(11)	(12)	(13)
3296	HEPTAFLUOROPANE (REFRIGERANT GAS R 227)	2	2A		2.2	662	120 ml	E1	PP			0	
3297	ETHYLENE OXIDE AND CHLORO-TETRAFLUORO- ETHANE MIXTURE with not more than 8.8% ethylene oxide	2	2A		2.2	660 662	120 ml	E1	PP			0	
3298	ETHYLENE OXIDE AND PENTAFLUOROETHANE MIXTURE with not more than 7.9% ethylene oxide	2	2A		2.2	660 662	120 ml	E1	PP			0	
3299	ETHYLENE OXIDE AND TETRAFLUOROETHANE MIXTURE with not more than 5.6% ethylene oxide	2	2A		2.2	660 662	120 ml	E1	PP			0	
3300	ETHYLENE OXIDE AND CARBON DIOXIDE MIXTURE with more than 87% ethylene oxide	2	2TF		2.3+2.1		0	E0	PP, EP, EX, TOX, A	VE01, VE02		2	
3301	CORROSIVE LIQUID; SELF-HEATING, N.O.S.	8	CS1	I	8-4.2	274	0	E0	PP, EP			0	
3301	CORROSIVE LIQUID; SELF-HEATING, N.O.S.	8	CS1	II	8-4.2	274	0	E2	PP, EP			0	
3302	2-DIMETHYLAMINOETHYL ACRYLATE, STABILIZED	6.1	T1	II	6.1	386 802	100 ml	E4	PP, EP, TOX, A	VE02		2	
3303	COMPRESSED GAS, TOXIC, OXIDIZING, N.O.S.	2	1TO		2.3+5.1	274	0	E0	PP, EP, TOX, A	VE02		2	
3304	COMPRESSED GAS, TOXIC, CORROSIVE, N.O.S.	2	1TC		2.3+8	274	0	E0	PP, EP, TOX, A	VE02		2	
3305	COMPRESSED GAS, TOXIC, FLAMMABLE, CORROSIVE, N.O.S.	2	1TC		2.3+2.1+8	274	0	E0	PP, EP, EX, TOX, A	VE01, VE02		2	
3306	COMPRESSED GAS, TOXIC, OXIDIZING, CORROSIVE, N.O.S.	2	1TOC		2.3+5.1+8	274	0	E0	PP, EP, TOX, A	VE02		2	
3307	LIQUEFIED GAS, TOXIC, OXIDIZING, N.O.S.	2	2TO		2.3+5.1	274	0	E0	PP, EP, TOX, A	VE02		2	
3308	LIQUEFIED GAS, TOXIC, CORROSIVE, N.O.S.	2	2TC		2.3+8	274	0	E0	PP, EP, TOX, A	VE02		2	
3309	LIQUEFIED GAS, TOXIC, FLAMMABLE, CORROSIVE, N.O.S.	2	2TFC		2.3+2.1+8	274	0	E0	PP, EP, EX, TOX, A	VE01, VE02		2	
3310	LIQUEFIED GAS, TOXIC, OXIDIZING, CORROSIVE, N.O.S.	2	2TOC		2.3+5.1+8	274	0	E0	PP, EP, TOX, A	VE02		2	
3311	GAS, REFRIGERATED LIQUID, OXIDIZING, N.O.S.	2	3O		2.2+5.1	274	0	E0	PP			0	
3312	GAS, REFRIGERATED LIQUID, FLAMMABLE, N.O.S.	2	3F		2.1	274	0	E0	PP, EX, A	VE01		1	
3313	ORGANIC PIGMENTS, SELF-HEATING	4.2	S2	II	4.2		0	E2	PP			0	
3313	ORGANIC PIGMENTS, SELF-HEATING	4.2	S2	III	4.2		0	E1	PP			0	
3314	PLASTICS MOULDING COMPOUND in dough, sheet or extruded rope form evolving flammable vapour	9	M3	III	none	207 633	5 kg	E1	PP, EP, EX, A	VE01		0	
3315	CHEMICAL SAMPLE, TOXIC	6.1	T8	I	6.1	250 802	0	E0	PP, EP, TOX, A	VE02		2	
3316	CHEMICAL KIT or FIRST AID KIT	9	M11		9	251 340 671	See SP 251	See SP 340	PP			0	
3316	CHEMICAL KIT or FIRST AID KIT	9	M11	II	9	251 340 671	See SP 251	See SP 340	PP			0	
3317	2-AMINO-4,6-DINITROPHENOL, WEITTED with not less than 20% water, by mass	4.1	D	I	4.1	244	0	E0	PP			1	

Copyright © United Nations, 2019. All rights reserved

UN No. or ID No.	Name and description	Class	Classi- fication Code	Packing group	Labels	Special provis- ions	Limited and excepted quantities	Carriage permitted	Equipment required	Venti- lation	Provisions concerning loading, unloading and carriage	Number of blue cones/ lights	Remarks
	3.1.2	2.2	2.2	2.1.1.3	5.2.2	3.3	3.4	3.5.1.2	3.2.1	7.1.6	7.1.6	7.1.5	3.2.1
	(2)	(30)	(30)	(4)	(5)	(6)	(7a)	(7b)	(8)	(9)	(11)	(12)	(13)
3318	AMMONIA SOLUTION, relative density less than 0.880 at 15°C in water, with more than 50% ammonia	2	4TC		2.3+8	23	0	E0		PP, EP, TOX, A		2	
3319	NITROGLYCERIN MIXTURE, DESENSITIZED, SOLID, N.O.S. with more than 2% but not more than 10% nitroglycerin, by mass	4.1	D	II	4.1	272 274	0	E0	PP			0	
3320	SODIUM BOROHYDRIDE AND SODIUM HYDROXIDE SOLUTION, with not more than 12% sodium borohydride and not more than 40% sodium hydroxide by mass	8	C5	II	8		1 L	E2	PP, EP			0	
3320	SODIUM BOROHYDRIDE AND SODIUM HYDROXIDE SOLUTION, with not more than 12% sodium borohydride and not more than 40% sodium hydroxide by mass	8	C5	III	8		5 L	E1	PP, EP			0	
3321	RADIOACTIVE MATERIAL, LOW SPECIFIC ACTIVITY (LSA-II), non fissile or fissile-excepted	7			7X	172 317 325 336	0	E0	PP			2	
3322	RADIOACTIVE MATERIAL, LOW SPECIFIC ACTIVITY (LSA-III), non fissile or fissile-excepted	7			7X	172 317 325 336	0	E0	PP			2	
3323	RADIOACTIVE MATERIAL, TYPE C PACKAGE, non fissile or fissile-excepted	7			7X	172 317 325	0	E0	PP			2	
3324	RADIOACTIVE MATERIAL, LOW SPECIFIC ACTIVITY (LSA-II), FISSILE	7			7X+7E	172 326 336	0	E0	PP			2	
3325	RADIOACTIVE MATERIAL, LOW SPECIFIC ACTIVITY, (LSA-III), FISSILE	7			7X+7E	172 326 336	0	E0	PP			2	
3326	RADIOACTIVE MATERIAL, SURFACE CONTAMINATED OBJECTS (SCO-I or SCO-II), FISSILE	7			7X+7E	172 326 336	0	E0	PP			2	
3327	RADIOACTIVE MATERIAL, TYPE A PACKAGE, FISSILE, non-special form	7			7X+7E	172 326	0	E0	PP			2	
3328	RADIOACTIVE MATERIAL, TYPE B(U) PACKAGE, FISSILE	7			7X+7E	172 326 337	0	E0	PP			2	
3329	RADIOACTIVE MATERIAL, TYPE B(M) PACKAGE, FISSILE	7			7X+7E	172 326 337	0	E0	PP			2	
3330	RADIOACTIVE MATERIAL, TYPE C PACKAGE, FISSILE	7			7X+7E	172 326 337	0	E0	PP			2	
3331	RADIOACTIVE MATERIAL, TRANSPORTED UNDER SPECIAL ARRANGEMENT, FISSILE	7			7X+7E	172 326	0	E0	PP			2	
3332	RADIOACTIVE MATERIAL, TYPE A PACKAGE, SPECIAL FORM, non fissile or fissile-excepted	7			7X	172 317	0	E0	PP			2	
3333	RADIOACTIVE MATERIAL, TYPE A PACKAGE, SPECIAL FORM, FISSILE	7			7X+7E	172	0	E0	PP			2	
3334	Aviation regulated liquid, n.o.s.	9	M11										

NOT SUBJECT TO ADN

Copyright © United Nations, 2019. All rights reserved

UN No. or ID No.	Name and description	Class	Classi- fication Code	Packing group	Labels	Special provis- ions	Limited and excepted quantities	Carriage permitted	Equipment required	Venti- lation	Provisions concerning loading, unloading and carriage	Number of blue cones/ lights	Remarks
	3.1.2	2.2 (30)	2.2 (3b)	2.1.1.3 (4)	5.2.2 (5)	3.3 (6)	3.4 (7a)	3.5.1.2 (7b)	8.1.5 (9)	7.1.6 (10)	7.1.6 (11)	7.1.5 (12)	3.2.1 (13)
(1)	Aviation regulated solid, n.o.s.	3	F1	I	3	274	0	E0	NOT SUBJECT TO ADN	VE01		1	
3335	MERCAPTANS, LIQUID, FLAMMABLE, N.O.S. or MERCAPTAN MIXTURE, LIQUID, FLAMMABLE, N.O.S.	3	F1	II	3	274 640C	1 L	E2	PP, EX, A	VE01		1	
3336	MERCAPTANS, LIQUID, FLAMMABLE, N.O.S. or MERCAPTAN MIXTURE, LIQUID, FLAMMABLE, N.O.S. (vapour pressure at 50 °C more than 110 kPa)	3	F1	II	3	274 640D	1 L	E2	PP, EX, A	VE01		1	
3336	MERCAPTANS, LIQUID, FLAMMABLE, N.O.S. or MERCAPTAN MIXTURE, LIQUID, FLAMMABLE, N.O.S. (vapour pressure at 50 °C not more than 110 kPa)	3	F1	III	3	274	5 L	E1	PP, EX, A	VE01		0	
3337	REFRIGERANT GAS R 404A (Pentafluoroethane, 1,1,1-trifluoroethane, and 1,1,1,2-tetrafluoroethane zeotropic mixture with approximately 44% pentafluoroethane and 52% 1,1,1-trifluoroethane)	2	2A		2.2	662	120 ml	E1	PP			0	
3338	REFRIGERANT GAS R 407A (Difluoromethane, pentafluoroethane, and 1,1,1,2-tetrafluoroethane zeotropic mixture with approximately 20% difluoromethane and 40% pentafluoroethane)	2	2A		2.2	662	120 ml	E1	PP			0	
3339	REFRIGERANT GAS R 407B (Difluoromethane, pentafluoroethane, and 1,1,1,2-tetrafluoroethane zeotropic mixture with approximately 10% difluoromethane and 70% pentafluoroethane)	2	2A		2.2	662	120 ml	E1	PP			0	
3340	REFRIGERANT GAS R 407C (Difluoromethane, pentafluoroethane, and 1,1,1,2-tetrafluoroethane zeotropic mixture with approximately 23% difluoromethane and 25% pentafluoroethane)	2	2A		2.2	662	120 ml	E1	PP			0	
3341	THIOUREA DIOXIDE	4.2	S2	II	4.2		0	E2	PP			0	
3341	THIOUREA DIOXIDE	4.2	S2	III	4.2		0	E1	PP			0	
3342	XANTHATES	4.2	S2	II	4.2		0	E2	PP			0	
3342	XANTHATES	4.2	S2	III	4.2		0	E1	PP			0	
3343	NITROGLYCERIN MIXTURE, DESENSITIZED, LIQUID, FLAMMABLE, N.O.S. with not more than 30% nitroglycerin, by mass	3	D		3	274 278	0	E0	PP, EX, A	VE01		0	
3344	PENTAERYTHRIT TETRANITRATE (PENTAERYTHRITOL TETRANITRATE; PETN) MIXTURE, DESENSITIZED, SOLID, N.O.S. with more than 10% but not more than 20% PETN, by mass	4.1	D	II	4.1	272 274	0	E0	PP			1	
3345	PHENOXYACETIC ACID DERIVATIVE PESTICIDE, SOLID, TOXIC	6.1	T7	I	6.1	61 274 648 802	0	E5	PP, EP			2	
3345	PHENOXYACETIC ACID DERIVATIVE PESTICIDE, SOLID, TOXIC	6.1	T7	II	6.1	61 274 648 802	500 g	E4	PP, EP			2	

Copyright © United Nations, 2019. All rights reserved

UN No. or ID No.	Name and description	Class	Classi- fication Code	Packing group	Labels	Special provis- ions	Limited and excepted quantities	Carriage permitted	Equipment required	Venti- lation	Provisions concerning loading, unloading and carriage	Number of blue cones/ lights	Remarks
	3.1.2	2.2 (30)	2.2 (3b)	2.1.1.3 (4)	5.2.2 (5)	3.3 (6)	3.4 (7a)	3.5.1.2 (7b)	8.1.5 (9)	7.1.6 (10)	7.1.6 (11)	7.1.5 (12)	3.2.1 (13)
3345	PHENOXYACETIC ACID DERIVATIVE PESTICIDE, SOLID, TOXIC	6.1	T7	III	6.1	61 274 648 802	5 kg	E1	PP, EP			0	
3346	PHENOXYACETIC ACID DERIVATIVE PESTICIDE, LIQUID, FLAMMABLE, TOXIC, flash-point less than 23 °C	3	FT2	I	3+6.1	61 274 802	0	E0	PP, EP, EX, TOX, A	VE01, VE02		2	
3346	PHENOXYACETIC ACID DERIVATIVE PESTICIDE, LIQUID, FLAMMABLE, TOXIC, flash-point less than 23 °C	3	FT2	II	3+6.1	61 274 802	1 L	E2	PP, EP, EX, TOX, A	VE01, VE02		2	
3347	PHENOXYACETIC ACID DERIVATIVE PESTICIDE, LIQUID, TOXIC, FLAMMABLE, flash-point not less than 23 °C	6.1	TF2	I	6.1+3	274 802	0	E5	PP, EP, EX, TOX, A	VE01, VE02		2	
3347	PHENOXYACETIC ACID DERIVATIVE PESTICIDE, LIQUID, TOXIC, FLAMMABLE, flash-point not less than 23 °C	6.1	TF2	II	6.1+3	61 274 802	100 ml	E4	PP, EP, EX, TOX, A	VE01, VE02		2	
3347	PHENOXYACETIC ACID DERIVATIVE PESTICIDE, LIQUID, TOXIC, FLAMMABLE, flash-point not less than 23 °C	6.1	TF2	III	6.1+3	61 274 802	5 L	E1	PP, EP, EX, TOX, A	VE01, VE02		0	
3348	PHENOXYACETIC ACID DERIVATIVE PESTICIDE, LIQUID, TOXIC	6.1	T6	I	6.1	61 274 648 802	0	E5	PP, EP, TOX, A	VE02		2	
3348	PHENOXYACETIC ACID DERIVATIVE PESTICIDE, LIQUID, TOXIC	6.1	T6	II	6.1	61 274 648 802	100 ml	E4	PP, EP, TOX, A	VE02		2	
3348	PHENOXYACETIC ACID DERIVATIVE PESTICIDE, LIQUID, TOXIC	6.1	T6	III	6.1	61 274 648 802	5 L	E1	PP, EP, TOX, A	VE02		0	
3349	PYRETHROID PESTICIDE, SOLID, TOXIC	6.1	T7	I	6.1	61 274 648 802	0	E5	PP, EP			2	
3349	PYRETHROID PESTICIDE, SOLID, TOXIC	6.1	T7	II	6.1	61 274 648 802	500 g	E4	PP, EP			2	
3349	PYRETHROID PESTICIDE, SOLID, TOXIC	6.1	T7	III	6.1	61 274 648 802	5 kg	E1	PP, EP			0	
3350	PYRETHROID PESTICIDE, LIQUID, FLAMMABLE, TOXIC, flash-point less than 23 °C	3	FT2	I	3+6.1	61 274 802	0	E0	PP, EP, EX, TOX, A	VE01, VE02		2	
3350	PYRETHROID PESTICIDE, LIQUID, FLAMMABLE, TOXIC, flash-point less than 23 °C	3	FT2	II	3+6.1	61 274 802	1 L	E2	PP, EP, EX, TOX, A	VE01, VE02		2	

Copyright © United Nations, 2019. All rights reserved

UN No. or ID No.	Name and description	Class	Classi- fication Code	Packing group	Labels	Special provis- ions	Limited and excepted quantities	Carriage permitted	Equipment required	Venti- lation	Provisions concerning loading, unloading and carriage	Number of blue cones/ lights	Remarks
	3.1.2	2.2	2.2	2.1.1.3	5.2.2	3.3	3.4	3.5.1.2	3.2.1	8.1.5	7.1.6	7.1.5	3.2.1
	(2)	(30)	(30)	(4)	(5)	(6)	(7a)	(7b)	(8)	(9)	(10)	(12)	(13)
3351	PYRETHROID PESTICIDE, LIQUID, TOXIC, FLAMMABLE, flash-point not less than 23 °C	6.1	TF2	I	6.1+3	61 274 802	0	E5		PP, EP, EX, TOX. A	VE01, VE02	2	
3351	PYRETHROID PESTICIDE, LIQUID, TOXIC, FLAMMABLE, flash-point not less than 23 °C	6.1	TF2	II	6.1+3	61 274 802	100 ml	E4		PP, EP, EX, TOX. A	VE01, VE02	2	
3351	PYRETHROID PESTICIDE, LIQUID, TOXIC, FLAMMABLE, flash-point not less than 23 °C	6.1	TF2	III	6.1+3	61 274 802	5 L	E1		PP, EP, EX, TOX. A	VE01, VE02	0	
3352	PYRETHROID PESTICIDE, LIQUID, TOXIC	6.1	T6	I	6.1	61 274 648 802	0	E5		PP, EP, TOX. A	VE02	2	
3352	PYRETHROID PESTICIDE, LIQUID, TOXIC	6.1	T6	II	6.1	61 274 648 802	100 ml	E4		PP, EP, TOX. A	VE02	2	
3352	PYRETHROID PESTICIDE, LIQUID, TOXIC	6.1	T6	III	6.1	61 274 648 802	5 L	E1		PP, EP, TOX. A	VE02	0	
3354	INSECTICIDE GAS, FLAMMABLE, N.O.S.	2	2F		2.1	274 662	0	E0		PP, EX, A	VE01	1	
3355	INSECTICIDE GAS, TOXIC, FLAMMABLE, N.O.S.	2	2TF		2.3+2.1	274	0	E0		PP, EP, EX, TOX. A	VE01, VE02	2	
3356	OXY-GEN-GENERATOR, CHEMICAL	5.1	O3		5.1	284	0	E0		PP		0	
3357	NITROGLYCERIN MIXTURE, DESENSITIZED, LIQUID, N.O.S. with not more than 30% nitroglycerin, by mass	3	D	II	3	274 288	0	E0		PP, EX, A	VE01	1	
3358	REFRIGERATING MACHINES containing flammable, non-toxic, liquefied gas	2	6F		2.1	291	0	E0		PP, EX, A	VE01	1	
3359	FUMIGATED CARGO TRANSPORT UNIT	9	M11			302				PP			
3360	Fibres, vegetable, dry	4.1	F1							NOT SUBJECT TO ADN			
3361	CHLOROSILANES, TOXIC, CORROSIVE, N.O.S.	6.1	TC1	II	6.1+8	274 802	0	E0		PP, EP, TOX. A	VE02	2	
3362	CHLOROSILANES, TOXIC, CORROSIVE, FLAMMABLE, N.O.S.	6.1	TFC	II	6.1+3+8	274	0	E0		PP, EP, EX, TOX. A	VE01, VE02	2	
3363	DANGEROUS GOODS IN MACHINERY or DANGEROUS GOODS IN APPARATUS	9	M11		9	301 672	0	E0					
3364	TRINITROPHENOL (PICRIC ACID) WETTED with not less than 10% water, by mass	4.1	D	I	4.1		0	E0		PP		1	
3365	TRINITROCHLOROBENZENE (PICRYL CHLORIDE) WETTED with not less than 10% water, by mass	4.1	D	I	4.1		0	E0		PP		1	
3366	TRINITROTOLUENE (TNT), WETTED with not less than 10% water, by mass	4.1	D	I	4.1		0	E0		PP		1	
3367	TRINITROBENZENE, WETTED with not less than 10% water, by mass	4.1	D	I	4.1		0	E0		PP		1	
3368	TRINITROBENZOIC ACID, WETTED with not less than 10% water, by mass	4.1	D	I	4.1		0	E0		PP		1	

Copyright © United Nations, 2019. All rights reserved

UN No. or ID No.	Name and description	Class	Classi- fication Code	Packing group	Labels	Special provis- ions	Limited and excepted quantities	Carriage permitted	Equipment required	Venti- lation	Provisions concerning loading, unloading and carriage	Number of blue cones/ lights	Remarks
	3.1.2	2.2	2.2	2.1.1.3	5.2.2	3.3	3.4	3.5.1.2	3.2.1	8.1.5	7.1.6	7.1.5	3.2.1
	(2)	(30)	(3b)	(4)	(5)	(6)	(7a)	(7b)	(8)	(9)	(10)	(12)	(13)
3369	SODIUM DINITRO- $\alpha$ -CRESOLATE, WETTED with not less than 10% water, by mass	4.1	DT	I	4.1+6.1	802	0	E0		PP, EP		2	
3370	UREA NITRATE, WETTED with not less than 10% water, by mass	4.1	D	I	4.1		0	E0		PP		1	
3371	2-METHYLBUTANAL	3	F1	II	3		1 L	E2		PP, EX, A		1	
3373	BIOLOGICAL SUBSTANCE, CATEGORY B	6.2	14		6.2	319	0	E0		PP		0	
3373	BIOLOGICAL SUBSTANCE, CATEGORY B (animal material only)	6.2	14		6.2	319	0	E0		PP		0	
3374	ACETYLENE, SOLVENT FREE	2	2F		2.1	662	0	E0		PP, EX, A		1	
3375	AMMONIUM NITRATE EMULSION, or SUSPENSION or GEL, intermediate for blasting explosives, liquid	5.1	O1	II	5.1	309	0	E2		PP		0	
3375	AMMONIUM NITRATE EMULSION, or SUSPENSION or GEL, intermediate for blasting explosives, solid	5.1	O2	II	5.1	309	0	E2		PP		0	
3376	4-NITROPHENYLHYDRAZINE, with not less than 30% water, by mass	4.1	D	I	4.1		0	E0		PP		1	
3377	SODIUM PERBORATE MONOHYDRATE	5.1	O2	III	5.1		5 kg	E1		PP		0	
3378	SODIUM CARBONATE PEROXYHYDRATE	5.1	O2	II	5.1		1 kg	E2		PP		0	
3378	SODIUM CARBONATE PEROXYHYDRATE	5.1	O2	III	5.1		5 kg	E1		PP		0	
3379	DESENSITIZED EXPLOSIVE, LIQUID, N.O.S.	3	D	I	3	274 311	0	E0		PP, EX, A		1	
3380	DESENSITIZED EXPLOSIVE, SOLID, N.O.S.	4.1	D	I	4.1	274 311	0	E0		PP		1	
3381	TOXIC BY INHALATION LIQUID, N.O.S. with an LC <sub>50</sub> lower than or equal to 200 ml/m <sup>3</sup> and saturated vapour concentration greater than or equal to 500 LC <sub>50</sub>	6.1	T1 or T4	I	6.1	274 802	0	E0		PP, EP, TOX, A		2	
3382	TOXIC BY INHALATION LIQUID, N.O.S. with an LC <sub>50</sub> lower than or equal to 1000 ml/m <sup>3</sup> and saturated vapour concentration greater than or equal to 10 LC <sub>50</sub>	6.1	T1 or T4	I	6.1	274 802	0	E0		PP, EP, TOX, A		2	
3383	TOXIC BY INHALATION LIQUID, FLAMMABLE; N.O.S. with an LC <sub>50</sub> lower than or equal to 200 ml/m <sup>3</sup> and saturated vapour concentration greater than or equal to 500 LC <sub>50</sub>	6.1	TF1	I	6.1 +3	274 802	0	E0		PP, EP, EX, TOX, A		2	
3384	TOXIC BY INHALATION LIQUID, FLAMMABLE; N.O.S. with an LC <sub>50</sub> lower than or equal to 1000 ml/m <sup>3</sup> and saturated vapour concentration greater than or equal to 10 LC <sub>50</sub>	6.1	TF1	I	6.1 +3	274 802	0	E0		PP, EP, EX, TOX, A		2	
3385	TOXIC BY INHALATION LIQUID, WATER-REACTIVE, N.O.S. with an LC <sub>50</sub> lower than or equal to 200 ml/m <sup>3</sup> and saturated vapour concentration greater than or equal to 500 LC <sub>50</sub>	6.1	TW1	I	6.1 +4.3	274 802	0	E0		PP, EP, TOX, A		2	
3386	TOXIC BY INHALATION LIQUID, WATER-REACTIVE, N.O.S. with an LC <sub>50</sub> lower than or equal to 1000 ml/m <sup>3</sup> and saturated vapour concentration greater than or equal to 10 LC <sub>50</sub>	6.1	TW1	I	6.1 +4.3	274 802	0	E0		PP, EP, TOX, A		2	

Copyright © United Nations, 2019. All rights reserved

UN No. or ID No.	Name and description	Class	Classi- fication Code	Packing group	Labels	Special provis- ions	Limited and excepted quantities	Carriage permitted	Equipment required	Venti- lation	Provisions concerning loading, unloading and carriage	Number of blue cones/ lights	Remarks
	3.1.2	2.2	2.2	2.1.1.3	5.2.2	3.3	3.4	3.5.1.2	3.2.1	8.1.5	7.1.6	7.1.5	3.2.1
	(2)	(3a)	(3b)	(4)	(5)	(6)	(7a)	(7b)	(8)	(9)	(10)	(11)	(12)
3387	TOXIC BY INHALATION LIQUID, OXIDIZING, N.O.S. with an LC <sub>50</sub> lower than or equal to 200 ml/m <sup>3</sup> and saturated vapour concentration greater than or equal to 500 LC <sub>50</sub>	6.1	TO1	I	6.1+5.1	274 802	0	E0		PP, EP, TOX, A	VE02	2	(13)
3388	TOXIC BY INHALATION LIQUID, OXIDIZING, N.O.S. with an LC <sub>50</sub> lower than or equal to 1000 ml/m <sup>3</sup> and saturated vapour concentration greater than or equal to 10 LC <sub>50</sub>	6.1	TO1	I	6.1+5.1	274 802	0	E0		PP, EP, TOX, A	VE02	2	
3389	TOXIC BY INHALATION LIQUID, CORROSIVE, N.O.S. with an LC <sub>50</sub> lower than or equal to 200 ml/m <sup>3</sup> and saturated vapour concentration greater than or equal to 500 LC <sub>50</sub>	6.1	TC1 or TC3	I	6.1+8	274 802	0	E0		PP, EP, TOX, A	VE02	2	
3390	TOXIC BY INHALATION LIQUID, CORROSIVE, N.O.S. with an LC <sub>50</sub> lower than or equal to 1000 ml/m <sup>3</sup> and saturated vapour concentration greater than or equal to 10 LC <sub>50</sub>	6.1	TC1 or TC3	I	6.1+8	274 802	0	E0		PP, EP, TOX, A	VE02	2	
3391	ORGANOMETALLIC SUBSTANCE, SOLID, PYROPHORIC	4.2	S5	I	4.2	274	0	E0		PP		0	
3392	ORGANOMETALLIC SUBSTANCE, LIQUID, PYROPHORIC	4.2	S5	I	4.2	274	0	E0		PP		0	
3393	ORGANOMETALLIC SUBSTANCE, SOLID, PYROPHORIC, WATER REACTIVE	4.2	SW	I	4.2+4.3	274	0	E0		PP, EX, A	VE01	0	
3394	ORGANOMETALLIC SUBSTANCE, LIQUID, PYROPHORIC, WATER REACTIVE	4.2	SW	I	4.2+4.3	274	0	E0		PP, EX, A	VE01	0	
3395	ORGANOMETALLIC SUBSTANCE, SOLID, WATER REACTIVE	4.3	W2	I	4.3	274	0	E0		PP, EX, A	VE01	0	
3395	ORGANOMETALLIC SUBSTANCE, SOLID, WATER REACTIVE	4.3	W2	II	4.3	274	500 g	E2		PP, EX, A	VE01	0	
3395	ORGANOMETALLIC SUBSTANCE, SOLID, WATER REACTIVE	4.3	W2	III	4.3	274	1 kg	E1		PP, EX, A	VE01	0	
3396	ORGANOMETALLIC SUBSTANCE, SOLID, WATER REACTIVE, FLAMMABLE	4.3	WF2	I	4.3+4.1	274	0	E0		PP, EX, A	VE01	1	
3396	ORGANOMETALLIC SUBSTANCE, SOLID, WATER REACTIVE, FLAMMABLE	4.3	WF2	II	4.3+4.1	274	500 g	E2		PP, EX, A	VE01	1	
3396	ORGANOMETALLIC SUBSTANCE, SOLID, WATER REACTIVE, FLAMMABLE	4.3	WF2	III	4.3+4.1	274	1 kg	E1		PP, EX, A	VE01	0	
3397	ORGANOMETALLIC SUBSTANCE, SOLID, WATER REACTIVE, SELF-HEATING	4.3	WS	I	4.3+4.2	274	0	E0		PP, EX, A	VE01	0	
3397	ORGANOMETALLIC SUBSTANCE, SOLID, WATER REACTIVE, SELF-HEATING	4.3	WS	II	4.3+4.2	274	500 g	E2		PP, EX, A	VE01	0	
3397	ORGANOMETALLIC SUBSTANCE, SOLID, WATER REACTIVE, SELF-HEATING	4.3	WS	III	4.3+4.2	274	1 kg	E1		PP, EX, A	VE01	0	
3398	ORGANOMETALLIC SUBSTANCE, LIQUID, WATER REACTIVE	4.3	W1	I	4.3	274	0	E0		PP, EX, A	VE01	0	
3398	ORGANOMETALLIC SUBSTANCE, LIQUID, WATER REACTIVE	4.3	W1	II	4.3	274	500 ml	E2		PP, EX, A	VE01	0	
3398	ORGANOMETALLIC SUBSTANCE, LIQUID, WATER REACTIVE	4.3	W1	III	4.3	274	1 L	E1		PP, EX, A	VE01	0	
3399	ORGANOMETALLIC SUBSTANCE, LIQUID, WATER REACTIVE, FLAMMABLE	4.3	WF1	I	4.3+3	274	0	E0		PP, EX, A	VE01	1	

Copyright © United Nations, 2019. All rights reserved

UN No. or ID No.	Name and description	Class	Classi- fication Code	Packing group	Labels	Special provis- ions	Limited and excepted quantities	Carriage permitted	Equipment required	Venti- lation	Provisions concerning loading, unloading and carriage	Number of blue cones/ lights	Remarks
	3.1.2	2.2	2.2	2.1.1.3	5.2.2	3.3	3.4	3.5.1.2	3.2.1	8.1.5	7.1.6	7.1.5	3.2.1
	(2)	(3b)	(3b)	(4)	(5)	(6)	(7a)	(7b)	(8)	(9)	(10)	(12)	(13)
3399	ORGANOMETALLIC SUBSTANCE, LIQUID, WATER REACTIVE, FLAMMABLE	4.3	WF1	II	4.3+3	274	500ml	E2		PP, EX, A	HA08	1	
3399	ORGANOMETALLIC SUBSTANCE, LIQUID, WATER REACTIVE, FLAMMABLE	4.3	WF1	III	4.3+3	274	1 L	E1		PP, EX, A	HA08	0	
3400	ORGANOMETALLIC SUBSTANCE, SOLID, SELF- HEATING	4.2	S5	II	4.2	274	500 g	E2		PP		0	
3400	ORGANOMETALLIC SUBSTANCE, SOLID, SELF- HEATING	4.2	S5	III	4.2	274	1 kg	E1		PP		0	
3401	AL KALI METAL AMALGAM, SOLID	4.3	W2	I	4.3	182	0	E0		PP, EX, A	HA08	0	
3402	AL KALI NE EARTH METAL AMALGAM, SOLID	4.3	W2	I	4.3	183	0	E0		PP, EX, A	HA08	0	
3403	POTASSIUM METAL ALLOYS, SOLID	4.3	W2	I	4.3	506	0	E0		PP, EX, A	HA08	0	
3404	POTASSIUM SODIUM ALLOYS, SOLID	4.3	W2	I	4.3		0	E0		PP, EX, A	HA08	0	
3405	BARIUM CHLORATE SOLUTION	5.1	OT1	II	5.1+6.1	802	1 L	E2		PP, EP, TOX, A		2	
3405	BARIUM CHLORATE SOLUTION	5.1	OT1	III	5.1+6.1	802	5 L	E1		PP, EP, TOX, A		0	
3406	BARIUM PERCHLORATE SOLUTION	5.1	OT1	II	5.1+6.1	802	1 L	E2		PP, EP, TOX, A		2	
3406	BARIUM PERCHLORATE SOLUTION	5.1	OT1	III	5.1+6.1	802	5 L	E1		PP, EP, TOX, A		0	
3407	CHLORATE AND MAGNESIUM CHLORIDE MIXTURE SOLUTION	5.1	O1	II	5.1		1 L	E2		PP		0	
3407	CHLORATE AND MAGNESIUM CHLORIDE MIXTURE SOLUTION	5.1	O1	III	5.1		5 L	E1		PP		0	
3408	LEAD PERCHLORATE SOLUTION	5.1	OT1	II	5.1+6.1		1 L	E2		PP, EP		2	
3408	LEAD PERCHLORATE SOLUTION	5.1	OT1	III	5.1+6.1		5 L	E1		PP, EP		0	
3409	CHLORONITROBENZENES, LIQUID	6.1	T1	II	6.1	279	100 ml	E4		PP, EP, TOX, A	VE02	2	
3410	4-CHLORO-o-TOLUIDINE HYDROCHLORIDE SOLUTION	6.1	T1	III	6.1	802	5 L	E1		PP, EP, TOX, A	VE02	0	
3411	beta-NAPHTHYLAMINE SOLUTION	6.1	T1	II	6.1	802	100 ml	E4		PP, EP, TOX, A	VE02	2	
3411	beta-NAPHTHYLAMINE SOLUTION	6.1	T1	III	6.1	802	5 L	E1		PP, EP, TOX, A	VE02	0	
3412	FORMIC ACID with not less than 10% but not more than 85% acid by mass	8	C3	II	8		1 L	E2	T	PP, EP		0	
3412	FORMIC ACID with not less than 5% but less than 10% acid by mass	8	C3	III	8		5 L	E1	T	PP, EP		0	
3413	POTASSIUM CYANIDE SOLUTION	6.1	T4	I	6.1	802	0	E5		PP, EP, TOX, A	VE02	2	
3413	POTASSIUM CYANIDE SOLUTION	6.1	T4	II	6.1	802	100 ml	E4		PP, EP, TOX, A	VE02	2	
3413	POTASSIUM CYANIDE SOLUTION	6.1	T4	III	6.1	802	5 L	E1		PP, EP, TOX, A	VE02	0	
3414	SODIUM CYANIDE SOLUTION	6.1	T4	I	6.1	802	0	E5		PP, EP, TOX, A	VE02	2	
3414	SODIUM CYANIDE SOLUTION	6.1	T4	II	6.1	802	100 ml	E4		PP, EP, TOX, A	VE02	2	
3414	SODIUM CYANIDE SOLUTION	6.1	T4	III	6.1	802	5 L	E1		PP, EP, TOX, A	VE02	0	



Copyright © United Nations, 2019. All rights reserved

UN No. or ID No.	Name and description	Class	Classi- fication Code	Packing group	Labels	Special provis- ions	Limited and excepted quantities	Carriage permitted	Equipment required	Venti- lation	Provisions concerning loading, unloading and carriage	Number of blue cones/ lights	Remarks
	3.1.2	2.2	2.2	2.1.1.3	5.2.2	3.3	3.4	3.5.1.2	8.1.5	7.1.6	7.1.6	7.1.5	3.2.1
(I)	(2)	(30)	(3b)	(4)	(5)	(6)	(7a)	(7b)	(8)	(9)	(10)	(12)	(13)
3415	SODIUM FLUORIDE SOLUTION	6.1	T4	III	6.1	802	5 L	E1	PP, EP, TOX, A	VE02		0	
3416	CHLOROACETOPHENONE, LIQUID	6.1	T1	II	6.1	802	0	E0	PP, EP, TOX, A	VE02		2	
3417	XYLYL BROMIDE, SOLID	6.1	T2	II	6.1	802	0	E4	PP, EP			2	
3418	2,4-TOLYLENEDIAMINE SOLUTION	6.1	T1	III	6.1	802	5 L	E1	PP, EP, TOX, A	VE02		0	
3419	BORON TRIFLUORIDE ACETIC ACID COMPLEX, SOLID	8	C4	II	8		1 kg	E2	PP, EP			0	
3420	BORON TRIFLUORIDE PROPIONIC ACID COMPLEX, SOLID	8	C4	II	8		1 kg	E2	PP, EP			0	
3421	POTASSIUM HYDROGENDIFLUORIDE SOLUTION	8	CT1	II	8 +6.1	802	1 L	E2	PP, EP, TOX, A	VE02		2	
3421	POTASSIUM HYDROGENDIFLUORIDE SOLUTION	8	CT1	III	8 +6.1	802	5 L	E1	PP, EP, TOX, A	VE02		0	
3422	POTASSIUM FLUORIDE SOLUTION	6.1	T4	III	6.1	802	5 L	E1	PP, EP, TOX, A	VE02		0	
3423	TETRAMETHYLAMMONIUM HYDROXIDE, SOLID	8	C8	II	8		1 kg	E2	PP, EP			0	
3424	AMMONIUM DINITRO -o-CRESOLATE SOLUTION	6.1	T1	II	6.1	802	100 ml	E4	PP, EP, TOX, A	VE02		2	
3424	AMMONIUM DINITRO -o-CRESOLATE SOLUTION	6.1	T1	III	6.1	802	5 L	E1	PP, EP, TOX, A	VE02		0	
3425	BROMOACETIC ACID, SOLID	8	C4	II	8		1 kg	E2	PP, EP			0	
3426	ACRYLAMIDE SOLUTION	6.1	T1	III	6.1		5 L	E1	PP, EP, TOX, A	VE02		0	
3427	CHLOROBENZYL CHLORIDES, SOLID	6.1	T2	III	6.1	802	5 kg	E1	PP, EP			0	
3428	3-CHLORO-4-METHYLPHENYL ISOCYANATE, SOLID	6.1	T2	II	6.1	802	500 g	E4	PP, EP			2	
3429	CHLOROTOLUIDINES, LIQUID	6.1	T1	III	6.1	802	5 L	E1	PP, EP, TOX, A	VE02		0	
3430	XYLENOLS, LIQUID	6.1	T1	II	6.1	802	100 ml	E4	PP, EP, TOX, A	VE02		2	
3431	NITROBENZOTRIFLUORIDES, SOLID	6.1	T2	II	6.1	802	500 g	E4	PP, EP			2	
3432	POLYCHLORINATED BIPHENYLS, SOLID	9	M2	II	9	305	1 kg	E2	PP, EP			0	
3434	NITROCRESOLS, LIQUID	6.1	T1	III	6.1	802	5 L	E1	PP, EP, TOX, A	VE02		0	
3436	HEXAFLUOROACETONE HYDRATE, SOLID	6.1	T2	II	6.1	802	500 g	E4	PP, EP			2	
3437	CHLOROCRESOLS, SOLID	6.1	T2	II	6.1	802	500 g	E4	PP, EP			2	
3438	alpha-METHYLBENZYL ALCOHOL, SOLID	6.1	T2	III	6.1	802	5 kg	E1	PP, EP			0	
3439	NITRILES, SOLID, TOXIC, N.O.S.	6.1	T2	I	6.1	274	0	E5	PP, EP			2	
3439	NITRILES, SOLID, TOXIC, N.O.S.	6.1	T2	II	6.1	802	500 g	E4	PP, EP			2	
3439	NITRILES, SOLID, TOXIC, N.O.S.	6.1	T2	III	6.1	274	5 kg	E1	PP, EP			0	
3440	SELENIUM COMPOUND, LIQUID, N.O.S.	6.1	T4	I	6.1	274	0	E5	PP, EP, TOX, A	VE02		2	
3440	SELENIUM COMPOUND, LIQUID, N.O.S.	6.1	T4	II	6.1	802	100 ml	E4	PP, EP, TOX, A	VE02		2	

Copyright © United Nations, 2019. All rights reserved

UN No. or ID No.	Name and description	Class	Classi- fication Code	Packing group	Labels	Special provis- ions	Limited and excepted quantities	Carriage permitted	Equipment required	Venti- lation	Provisions concerning loading, unloading and carriage	Number of blue cones/ lights	Remarks
	3.1.2	2.2	2.2	2.1.1.3	5.2.2	3.3	3.4	3.5.1.2	3.2.1	8.1.5	7.1.6	7.1.5	3.2.1
(1)	(2)	(30)	(3b)	(4)	(5)	(6)	(7a)	(7b)	(8)	(9)	(10)	(12)	(13)
3440	SELENIUM COMPOUND, LIQUID, N.O.S.	6.1	T4	III	6.1	274	5 L	E1		PP, EP, TOX, A		0	
3441	CHLORODINITROBENZENES, SOLID	6.1	T2	II	6.1	279	500 g	E4		PP, EP		2	
3442	DICHLOROANILINES, SOLID	6.1	T2	II	6.1	279	500 g	E4		PP, EP		2	
3443	DINITROBENZENES, SOLID	6.1	T2	II	6.1	802	500 g	E4		PP, EP		2	
3444	NICOTINE HYDROCHLORIDE, SOLID	6.1	T2	II	6.1	43	500 g	E4		PP, EP		2	
3445	NICOTINE SULPHATE, SOLID	6.1	T2	II	6.1	802	500 g	E4		PP, EP		2	
3446	NITROTOLUENES, SOLID	6.1	T2	II	6.1	802	500 g	E4	T	PP, EP		2	
3447	NITROXYLENES, SOLID	6.1	T2	II	6.1	802	500 g	E4		PP, EP		2	
3448	TEAR GAS SUBSTANCE, SOLID, N.O.S.	6.1	T2	I	6.1	274	0	E0		PP, EP		2	
3448	TEAR GAS SUBSTANCE, SOLID, N.O.S.	6.1	T2	II	6.1	274	0	E0		PP, EP		2	
3449	BROMOBENZYL CYANIDES, SOLID	6.1	T2	I	6.1	138	0	E5		PP, EP		2	
3450	DIPHENYLCHLOROARSINE, SOLID	6.1	T3	I	6.1	802	0	E0		PP, EP		2	
3451	TOLUIDINES, SOLID	6.1	T2	II	6.1	279	500 g	E4	T	PP, EP		2	
3452	XYLIDINES, SOLID	6.1	T2	II	6.1	802	500 g	E4		PP, EP		2	
3453	PHOSPHORIC ACID, SOLID	8	C2	III	8		5 kg	E1		PP, EP		0	
3454	DINITROTOLUENES, SOLID	6.1	T2	II	6.1	802	500 g	E4		PP, EP		2	
3455	CRESOLS, SOLID	6.1	TC2	II	6.1+8	802	500 g	E4	T	PP, EP		2	
3456	NITROSULPHURIC ACID, SOLID	8	C2	II	8		1 kg	E2	T3	PP, EP		0	
3457	CHLORONITROTOLUENES, SOLID	6.1	T2	III	6.1	802	5 kg	E1		PP, EP		0	
3458	NITROANISILES, SOLID	6.1	T2	III	6.1	279	5 kg	E1		PP, EP		0	
3459	NITROBROMOBENZENES, SOLID	6.1	T2	III	6.1	802		E1		PP, EP		0	
3460	N-ETHYLBENZYL TOLUIDINES, SOLID	6.1	T2	III	6.1	802	5 kg	E1		PP, EP		0	
3462	TOXINS, EXTRACTED FROM LIVING SOURCES, SOLID, N.O.S.	6.1	T2	I	6.1	210	0	E5		PP, EP		2	
3462	TOXINS, EXTRACTED FROM LIVING SOURCES, SOLID, N.O.S.	6.1	T2	II	6.1	274	500 g	E4		PP, EP		2	
3462	TOXINS, EXTRACTED FROM LIVING SOURCES, SOLID, N.O.S.	6.1	T2	III	6.1	210	5 kg	E1		PP, EP		0	
3463	PROPIONIC ACID with not less than 90% acid by mass	8	CF1	II	8+3	802	1 L	E2	T	PP, EP, EX, A	VE01	1	
3464	ORGANOPHOSPHORUS COMPOUND, SOLID, TOXIC, N.O.S.	6.1	T2	I	6.1	43	0	E5		PP, EP		2	
3464	ORGANOPHOSPHORUS COMPOUND, SOLID, TOXIC, N.O.S.	6.1	T2	II	6.1	274	500 g	E4		PP, EP		2	
3464	ORGANOPHOSPHORUS COMPOUND, SOLID, TOXIC, N.O.S.	6.1	T2	III	6.1	274	5 kg	E1		PP, EP		0	

Copyright © United Nations, 2019. All rights reserved

UN No. or ID No.	Name and description	Class	Classi- fication Code	Packing group	Labels	Special provis- ions	Limited and excepted quantities	Carriage permitted	Equipment required	Venti- lation	Provisions concerning loading, unloading and carriage	Number of blue cones/ lights	Remarks
	3.1.2	2.2	2.2	2.1.1.3	5.2.2	3.3	3.4	3.5.1.2	3.2.1	8.1.5	7.1.6	7.1.5	3.2.1
	(2)	(30)	(3b)	(4)	(5)	(6)	(7a)	(7b)	(8)	(9)	(10)	(11)	(12)
3465	ORGANOARSENIC COMPOUND, SOLID, N.O.S.	6.1	T3	I	6.1	274	0	E5		PP, EP		2	(13)
3465	ORGANOARSENIC COMPOUND, SOLID, N.O.S.	6.1	T3	II	6.1	274	500 g	E4		PP, EP		2	
3465	ORGANOARSENIC COMPOUND, SOLID, N.O.S.	6.1	T3	III	6.1	274	5 kg	E1		PP, EP		0	
3466	METAL CARBONYLS, SOLID, N.O.S.	6.1	T3	I	6.1	274	0	E5		PP, EP		2	
						562							
3466	METAL CARBONYLS, SOLID, N.O.S.	6.1	T3	II	6.1	274	500 g	E4		PP, EP		2	
						562							
3466	METAL CARBONYLS, SOLID, N.O.S.	6.1	T3	III	6.1	274	5 kg	E1		PP, EP		0	
						562							
3467	ORGANOMETALLIC COMPOUND, SOLID, TOXIC, N.O.S.	6.1	T3	I	6.1	274	0	E5		PP, EP		2	
						802							
3467	ORGANOMETALLIC COMPOUND, SOLID, TOXIC, N.O.S.	6.1	T3	II	6.1	274	500 g	E4		PP, EP		2	
						562							
3467	ORGANOMETALLIC COMPOUND, SOLID, TOXIC, N.O.S.	6.1	T3	III	6.1	274	5 kg	E1		PP, EP		0	
						802							
3468	HYDROGEN IN A METAL HYDRIDE STORAGE SYSTEM or HYDROGEN IN A METAL HYDRIDE STORAGE SYSTEM CONTAINED IN EQUIPMENT or HYDROGEN IN A METAL HYDRIDE STORAGE SYSTEM PACKED WITH EQUIPMENT	2	1F		2.1	321	0	E0	T	PP, EX, A		1	
						356							
3469	PAINT, FLAMMABLE, CORROSIVE (including paint, lacquer, enamel, stain, shellac, varnish, polish, liquid filler and liquid lacquer base) or PAINT RELATED MATERIAL, FLAMMABLE, CORROSIVE (including paint thinning or reducing compound)	3	FC	I	3 +8	163	0	E0		PP, EX, A		1	
						367							
3469	PAINT, FLAMMABLE, CORROSIVE (including paint, lacquer, enamel, stain, shellac, varnish, polish, liquid filler and liquid lacquer base) or PAINT RELATED MATERIAL, FLAMMABLE, CORROSIVE (including paint thinning or reducing compound)	3	FC	II	3 +8	163	1 L	E2		PP, EX, A		1	
						367							
3469	PAINT, FLAMMABLE, CORROSIVE (including paint, lacquer, enamel, stain, shellac, varnish, polish, liquid filler and liquid lacquer base) or PAINT RELATED MATERIAL, FLAMMABLE, CORROSIVE (including paint thinning or reducing compound)	3	FC	III	3 +8	163	5 L	E1		PP, EX, A		0	
						367							

Copyright © United Nations, 2019. All rights reserved

UN No. or ID No.	Name and description	Class	Classi- fication Code	Packing group	Labels	Special provis- ions	Limited and excepted quantities	Carriage permitted	Equipment required	Venti- lation	Provisions concerning loading, unloading and carriage	Number of blue cones/ lights	Remarks
	3.1.2	2.2	2.2	2.1.1.3	5.2.2	3.3	3.4	3.5.1.2	3.2.1	8.1.5	7.1.6	7.1.5	3.2.1
	(2)	(3b)	(3b)	(4)	(5)	(6)	(7a)	(7b)	(8)	(9)	(10)	(12)	(13)
3470	PAINT, CORROSIVE, FLAMMABLE (including paint, lacquer, enamel, stain, shellac, varnish, polish, liquid filler and liquid lacquer base) or PAINT RELATED MATERIAL CORROSIVE, FLAMMABLE (including paint thinning or reducing compound)	8	CF1	II	8+3	163 367	1 L	E2		PP, EX, A	VE01	1	
3471	HYDROGENFLUORIDES SOLUTION, N.O.S.	8	CT1	II	8+6.1	802	1 L	E2		PP, EP		2	
3471	HYDROGENFLUORIDES SOLUTION, N.O.S.	8	CT1	III	8+6.1	802	5 L	E1		PP, EP		0	
3472	CROTONIC ACID, LIQUID	8	C3	III	8		5 L	E1		PP, EP		0	
3473	FUEL CELL CARTRIDGES or FUEL CELL CARTRIDGES CONTAINED IN EQUIPMENT or FUEL CELL CARTRIDGES PACKED WITH EQUIPMENT containing flammable liquids	3	F3		3	328	1 L	E0		PP, EX, A	VE01		
3474	1-HYDROXYBENZOTRIAZOLE MONOHYDRATE	4.1	D	I	4.1		0	E0		PP		1	
3475	ETHANOL AND GASOLINE MIXTURE or ETHANOL AND MOTOR SPIRIT MIXTURE or ETHANOL AND PETROL MIXTURE, with more than 10% ethanol	3	F1	II	3	333	1 L	E2	T	PP, EX, A	VE01	1	
3476	FUEL CELL CARTRIDGES or FUEL CELL CARTRIDGES CONTAINED IN EQUIPMENT or FUEL CELL CARTRIDGES PACKED WITH EQUIPMENT, containing water-reactive substances	4.3	W3		4.3	328 334	500 ml or 500 g	E0		PP, EX, A	VE01	0	
3477	FUEL CELL CARTRIDGES or FUEL CELL CARTRIDGES CONTAINED IN EQUIPMENT or FUEL CELL CARTRIDGES PACKED WITH EQUIPMENT, containing corrosive substances	8	C11		8	328 334	1 L or 1 kg	E0		PP, EP, A		0	
3478	FUEL CELL CARTRIDGES or FUEL CELL CARTRIDGES CONTAINED IN EQUIPMENT or FUEL CELL CARTRIDGES PACKED WITH EQUIPMENT, containing liquefied flammable gas	2	6F		2.1	328 338	120 ml	E0		PP, EX, A	VE01	1	
3479	FUEL CELL CARTRIDGES or FUEL CELL CARTRIDGES CONTAINED IN EQUIPMENT or FUEL CELL CARTRIDGES PACKED WITH EQUIPMENT, containing hydrogen in metal hydride	2	6F		2.1	328 339	120 ml	E0		PP, EX, A	VE01	1	
3480	LITHIUM ION BATTERIES (including lithium ion polymer batteries)	9A	M4		9	188 230 310 348 376 377 587 636	0	E0		PP		0	

Copyright © United Nations, 2019. All rights reserved

UN No. or ID No.	Name and description	Class	Classi- fication Code	Packing group	Labels	Special provis- ions	Limited and excepted quantities	Carriage permitted	Equipment required	Venti- lation	Provisions concerning loading, unloading and carriage	Number of blue cones/ lights	Remarks
	3.1.2	2.2 (30)	2.2 (30)	2.1.1.3 (4)	5.2.2 (5)	3.3 (6)	3.4 (7a)	3.5.1.2 (7b)	8.1.5 (9)	7.1.6 (10)	7.1.6 (11)	7.1.5 (12)	3.2.1 (13)
3481	LITHIUM ION BATTERIES CONTAINED IN EQUIPMENT or LITHIUM ION BATTERIES PACKED WITH EQUIPMENT (including lithium ion polymer batteries)	9A	N4		9	188 230 310 348 360 376 377 387 670	0	E0	PP			0	
3482	ALKALI METAL DISPERSION, FLAMMABLE or ALKALINE EARTH METAL DISPERSION, FLAMMABLE	4.3	WF1	I	4.3+3	182 183 506	0	E0	PP, EX, A	VE01	HA08	1	
3483	MOTOR FUEL ANTI-KNOCK MIXTURE, FLAMMABLE	6.1	TF1	I	6.1+3		0	E0	PP, EP, EX, TOX, A	VE01, VE02		2	
3484	HYDRAZINE AQUEOUS SOLUTION, FLAMMABLE with more than 37% hydrazine, by mass	8	CFT	I	8+3+6.1	530	0	E0	PP, EP, EX, TOX, A	VE01, VE02		2	
3485	CALCIUM HYPOCHLORITE, DRY, CORROSIVE or CALCIUM HYPOCHLORITE MIXTURE, DRY, CORROSIVE with more than 39% available chlorine (8.8% available oxygen)	5.1	OC2	II	5.1+8	314	1 kg	E2	PP			0	
3486	CALCIUM HYPOCHLORITE MIXTURE, DRY, CORROSIVE with more than 10% but not more than 39% available chlorine	5.1	OC2	III	5.1+8	314	5 kg	E1	PP			0	
3487	CALCIUM HYPOCHLORITE, HYDRATED, CORROSIVE or CALCIUM HYPOCHLORITE, HYDRATED, CORROSIVE with not less than 5.5% but not more than 16% water	5.1	OC2	II	5.1+8	314 322	1 kg	E2	PP			0	
3487	CALCIUM HYPOCHLORITE, HYDRATED, CORROSIVE or CALCIUM HYPOCHLORITE, HYDRATED MIXTURE, CORROSIVE with not less than 5.5% but not more than 16% water	5.1	OC2	III	5.1+8	314	5 kg	E1	PP			0	
3488	TOXIC BY INHALATION LIQUID, FLAMMABLE, CORROSIVE, N.O.S. with an LC <sub>50</sub> lower than or equal to 200 ml/m <sup>3</sup> and saturated vapour concentration greater than or equal to 500 LC <sub>50</sub>	6.1	TFC	I	6.1+3+8	274	0	E0	PP, EP, EX, TOX, A	VE01, VE02		2	
3489	TOXIC BY INHALATION LIQUID, FLAMMABLE, CORROSIVE, N.O.S. with an LC <sub>50</sub> lower than or equal to 1000 ml/m <sup>3</sup> and saturated vapour concentration greater than or equal to 10 LC <sub>50</sub>	6.1	TFC	I	6.1+3+8	274	0	E0	PP, EP, EX, TOX, A	VE01, VE02		2	
3490	TOXIC BY INHALATION LIQUID, WATER-REACTIVE, FLAMMABLE, N.O.S. with an LC <sub>50</sub> lower than or equal to 200 ml/m <sup>3</sup> and saturated vapour concentration greater than or equal to 500 LC <sub>50</sub>	6.1	TFW	I	6.1+4.3+3	274	0	E0	PP, EP, EX, TOX, A	VE01, VE02		2	

Copyright © United Nations, 2019. All rights reserved

UN No. or ID No.	Name and description	Class	Classi- fication Code	Packing group	Labels	Special provis- ions	Limited and excepted quantities	Carriage permitted	Equipment required	Venti- lation	Provisions concerning loading, unloading and carriage	Number of blue cones/ lights	Remarks
	3.1.2	2.2	2.2	2.1.1.3	5.2.2	3.3	3.4	3.5.1.2	8.1.5	7.1.6	7.1.6	7.1.5	3.2.1
	(2)	(30)	(30)	(4)	(5)	(6)	(7a)	(7b)	(9)	(10)	(11)	(12)	(13)
3491	TOXIC BY INHALATION LIQUID, WATER-REACTIVE, FLAMMABLE, N.O.S. with an LC <sub>50</sub> lower than or equal to 1000 ml/m <sup>3</sup> and saturated vapour concentration greater than or equal to 10 LC <sub>50</sub>	6.1	TFW	I	6.1+4.3+3	274	0	E0	PP, EP, EX, TOX. A	VE01, VE02		2	
3494	PETROLEUM SOUR CRUDE OIL, FLAMMABLE, TOXIC	3	FTI	I	3+6.1	343 649	0	E0	T	VE01, VE02		2	
3494	PETROLEUM SOUR CRUDE OIL, FLAMMABLE, TOXIC	3	FTI	II	3+6.1	343 649	1 L	E2	T	VE01, VE02		2	
3494	PETROLEUM SOUR CRUDE OIL, FLAMMABLE, TOXIC	3	FTI	III	3+6.1	343 649	5 L	E1	T	VE01, VE02		0	
3495	IODINE	8	CT2	III	8+6.1	279 802	5 kg	E1	PP, EP, TOX. A	VE02		0	
3496	Batteries, nickel-metal hydride	9	M11										
3497	KRILL MEAL	4.2	S2	II	4.2	300	0	E2	PP			0	
3497	KRILL MEAL	4.2	S2	III	4.2	300	0	E1	PP			0	
3498	IODINE MONOCHLORIDE, LIQUID	8	C1	II	8		1 L	E0	PP, EP			0	
3499	CAPACITOR, ELECTRIC DOUBLE LAYER (with an energy storage capacity greater than 0.3 Wh)	9	M11		9	361	0	E0	PP			0	
3500	CHEMICAL UNDER PRESSURE, N.O.S	2	8A		2.2	274 659	0	E0	PP			0	
3501	CHEMICAL UNDER PRESSURE, FLAMMABLE, N.O.S.	2	8F		2.1	274 659	0	E0	PP, EX, A	VE01		1	
3502	CHEMICAL UNDER PRESSURE, TOXIC, N.O.S.	2	8T		2.2+6.1	274 659	0	E0	PP, EP, TOX. A	VE02		2	
3503	CHEMICAL UNDER PRESSURE, CORROSIVE, N.O.S.	2	8C		2.2+8	274 659	0	E0	PP, EP	VE02		0	
3504	CHEMICAL UNDER PRESSURE, FLAMMABLE, TOXIC, N.O.S.	2	8TF		2.1+6.1	274 659	0	E0	PP, EP, EX, TOX. A	VE01, VE02		2	
3505	CHEMICAL UNDER PRESSURE, FLAMMABLE, CORROSIVE, N.O.S.	2	8FC		2.1+8	274 659	0	E0	PP, EP, EX, A	VE01		1	
3506	MERCURY CONTAINED IN MANUFACTURED ARTICLES	8	CT3		8+6.1	366	5 kg	E0	PP, EP, TOX. A	VE02		0	
3507	URANIUM HEXAFLUORIDE, RADIOACTIVE MATERIAL, EXCEPTED PACKAGE, less than 0.1 kg per package, non-fissile or fissile-excepted	6.1		I	6.1+8	317 369	0	E0	PP, EP			0	
3508	CAPACITOR, ASYMMETRIC (with an energy storage capacity greater than 0.3 Wh)	9	M11		9	372	0	E0	PP			0	
3509	PACKAGING DISCARDED, EMPTY, UNCLEANED	9	M11		9	663	0	E0	PP			0	

NOT SUBJECT TO ADN

Copyright © United Nations, 2019. All rights reserved

UN No. or ID No.	Name and description	Class	Classi- fication Code	Packing group	Labels	Special provis- ions	Limited and excepted quantities		Carriage permitted	Equipment required	Venti- lation	Provisions concerning loading, unloading and carriage			Number of blue cones/ lights	Remarks
	3.1.2	2.2	2.2	2.1.1.3	5.2.2	3.3	3.4	3.5.1.2	3.2.1	8.1.5	7.1.6	7.1.6	7.1.6	7.1.5		
(1)	(2)	(3a)	(3b)	(4)	(5)	(6)	(7a)	(7b)	(8)	(9)	(10)	(11)	(12)	(13)		
3510	ADSORBED GAS, FLAMMABLE, N.O.S.	2	9F		2.1	274	0	E0		PP, EX, A	VE01			1		
3511	ADSORBED GAS, N.O.S.	2	9A		2.2	274	0	E0		PP				0		
3512	ADSORBED GAS, TOXIC, N.O.S.	2	9T		2.3	274	0	E0		PP, EP, TOX, A	VE02			2		
3513	ADSORBED GAS, OXIDIZING, N.O.S.	2	9O		2.2+5.1	274	0	E0		PP				0		
3514	ADSORBED GAS, TOXIC, FLAMMABLE, N.O.S.	2	9TF		2.3+2.1	274	0	E0		PP, EP, EX, TOX, A	VE01, VE02			2		
3515	ADSORBED GAS, TOXIC, OXIDIZING, N.O.S.	2	9TO		2.3+5.1	274	0	E0		PP, EP, TOX, A	VE02			2		
3516	ADSORBED GAS, TOXIC, CORROSIVE, N.O.S.	2	9TC		2.3+8	274 379	0	E0		PP, EP, TOX, A	VE02			2		
3517	ADSORBED GAS, TOXIC, FLAMMABLE, CORROSIVE, N.O.S.	2	9TFC		2.3+2.1+8	274	0	E0		PP, EP, EX, TOX, A	VE01, VE02			2		
3518	ADSORBED GAS, TOXIC, OXIDIZING, CORROSIVE, N.O.S.	2	9TOC		2.3+5.1+8	274	0	E0		PP, EP, TOX, A	VE02			2		
3519	BORON TRIFLUORIDE, ADSORBED	2	9TC		2.3+8		0	E0		PP, EP, TOX, A	VE02			2		
3520	CHLORINE, ADSORBED	2	9TOC		2.3+5.1+8		0	E0		PP, EP, TOX, A	VE02			2		
3521	SILICON TETRAFLUORIDE, ADSORBED	2	9TC		2.3+8		0	E0		PP, EP, TOX, A	VE02			2		
3522	ARSINE, ADSORBED	2	9TF		2.3+2.1		0	E0		PP, EP, EX, TOX, A	VE01, VE02			2		
3523	GERMANE, ADSORBED	2	9TF		2.3+2.1		0	E0		PP, EP, EX, TOX, A	VE01, VE02			2		
3524	PHOSPHORUS PENTAFLUORIDE, ADSORBED	2	9TC		2.3+8		0	E0		PP, EP, TOX, A	VE02			2		
3525	PHOSPHINE, ADSORBED	2	9TF		2.3+2.1		0	E0		PP, EP, EX, TOX, A	VE01, VE02			2		
3526	HYDROGEN SELENIDE, ADSORBED	2	9TF		2.3+2.1		0	E0		PP, EP, EX, TOX, A	VE01, VE02			2		

Copyright © United Nations, 2019. All rights reserved

UN No. or ID No.	Name and description	Class	Classification Code	Packing group	Labels	Special provisions	Limited and excepted quantities	Carriage permitted	Equipment required	Ventilation	Provisions concerning loading, unloading and carriage	Number of blue cones/lights	Remarks
	3.1.2	2.2 (30)	2.2 (3b)	2.1.1.3 (4)	5.2.2 (5)	3.3 (6)	3.4 (7a)	3.5.1.2 (7b)	8.1.5 (9)	7.1.6 (10)	7.1.6 (11)	7.1.5 (12)	3.2.1 (13)
3527	POLYESTER RESIN KIT, solid base material	4.1	F4	II	4.1	236 340	5Kg	E0	PP			1	
3527	POLYESTER RESIN KIT, solid base material	4.1	F4	III	4.1	236 340	5Kg	E0	PP			0	
3528	ENGINE, INTERNAL COMBUSTION, FLAMMABLE LIQUID POWERED or ENGINE, FUEL CELL, FLAMMABLE LIQUID POWERED or MACHINERY, INTERNAL COMBUSTION, FLAMMABLE LIQUID POWERED or MACHINERY, FUEL CELL, FLAMMABLE LIQUID POWERED	3	F3		3	363 667 669	0	E0	PP, EX, A	VE01		0	
3529	ENGINE, INTERNAL COMBUSTION, FLAMMABLE GAS POWERED or ENGINE, FUEL CELL, FLAMMABLE GAS POWERED or MACHINERY, INTERNAL COMBUSTION, FLAMMABLE GAS POWERED or MACHINERY, FUEL CELL, FLAMMABLE GAS POWERED	2	6F		2.1	363 667 669	0	E0	PP, EX, A	VE01		0	
3530	ENGINE, INTERNAL COMBUSTION or MACHINERY, INTERNAL COMBUSTION	9	M11		9	363 667 669	0	E0	PP			0	
3531	POLYMERIZING SUBSTANCE, SOLID, STABILIZED, N.O.S.	4.1	PM1	III	4.1	274 386	0	E0	PP			0	
3532	POLYMERIZING SUBSTANCE, LIQUID, STABILIZED, N.O.S.	4.1	PM1	III	4.1	274 386	0	E0	PP			0	
3533	POLYMERIZING SUBSTANCE, SOLID, TEMPERATURE CONTROLLED, N.O.S.	4.1	PM2	III	4.1	386	0	E0	PP			0	
3534	POLYMERIZING SUBSTANCE, LIQUID, TEMPERATURE CONTROLLED, N.O.S.	4.1	PM2	III	4.1	274 386	0	E0	PP			0	
3535	TOXIC SOLID, FLAMMABLE, INORGANIC, N.O.S.	6.1	TF3	I	6.1 +4.1	274	0	E5	PP, EP, EX, A	VE01		2	
3535	TOXIC SOLID, FLAMMABLE, INORGANIC, N.O.S.	6.1	TF3	II	6.1 +4.1	274	500 g	E4	PP, EP, EX, A	VE01		2	
3536	LITHIUM BATTERIES INSTALLED IN CARGO TRANSPORT UNIT lithium ion batteries or lithium metal batteries	9	M4		9	389	0	E0	PP			0	
3537	ARTICLES CONTAINING FLAMMABLE GAS, N.O.S.	2	6F		See 5.2.2.1.12	274 667	0	E0	PP, EX, A	VE01		1	
3538	ARTICLES CONTAINING NON-FLAMMABLE, NON TOXIC GAS, N.O.S.	2	6A		See 5.2.2.1.12	274 667	0	E0	PP			0	
3539	ARTICLES CONTAINING TOXIC GAS, N.O.S.	2	6T		See 5.2.2.1.12	274 667	0	E0	PP, EP, TOX, A	VE02		2	



Copyright © United Nations, 2019. All rights reserved

UN No. or ID No.	Name and description	Class	Classi- fication Code	Packing group	Labels	Special provis- ions	Limited and excepted quantities	Carriage permitted	Equipment required	Venti- lation	Provisions concerning loading, unloading and carriage	Number of blue cones/ lights	Remarks
	3.1.2	2.2	2.2	2.1.1.3	5.2.2	3.3	3.4	3.5.1.2	8.1.5	7.1.6	7.1.6	7.1.5	3.2.1
	(2)	(30)	(3b)	(4)	(5)	(6)	(7a)	(7b)	(9)	(10)	(11)	(12)	(13)
3540	ARTICLES CONTAINING FLAMMABLE LIQUID, N.O.S.	3	F3		See 5.2.2.1.12	274 667	0	E0	PP, EX, A	VE01		1	
3541	ARTICLES CONTAINING FLAMMABLE SOLID, N.O.S.	4.1	F4		See 5.2.2.1.12	274 667	0	E0	PP			0	
3542	ARTICLES CONTAINING A SUBSTANCE LIABLE TO SPONTANEOUS COMBUSTION, N.O.S.	4.2	S6		See 5.2.2.1.12	274 667	0	E0	PP			0	
3543	ARTICLES CONTAINING A SUBSTANCE WHICH IN CONTACT WITH WATER EMITS FLAMMABLE GASES, N.O.S.	4.3	W3		See 5.2.2.1.12	274 667	0	E0	PP, EX, A	VE01	HA08	0	
3544	ARTICLES CONTAINING OXIDIZING SUBSTANCE, N.O.S.	5.1	O3		See 5.2.2.1.12	274 667	0	E0	PP			0	
3545	ARTICLES CONTAINING ORGANIC PEROXIDE, N.O.S.	5.2	P1 or P2		See 5.2.2.1.12	274 667	0	E0	PP, EX, A	VE01		0	
3546	ARTICLES CONTAINING TOXIC SUBSTANCE, N.O.S.	6.1	T10		See 5.2.2.1.12	274 667	0	E0	PP, EP, TOX, A	VE02		0	
3547	ARTICLES CONTAINING CORROSIVE SUBSTANCE, N.O.S.	8	C11		See 5.2.2.1.12	274 667	0	E0	PP, EP			0	
3548	ARTICLES CONTAINING MISCELLANEOUS DANGEROUS GOODS, N.O.S.	9	M11		See 5.2.2.1.12	274 667	0	E0	PP			0	
9000	AMMONIA, DEEPLY REFRIGERATED	2	3TC		2.3+8				PP, EP, TOX, A	VE02		2	Only admitted for carriage in tank vessels
9001	SUBSTANCES WITH A FLASH-POINT ABOVE 60 °C which are carried heated within a limiting range of 15K	3	F4		none				PP			0	Dangerous only when carried in tank vessels
9002	SUBSTANCES WITH A SELF-IGNITION TEMPERATURE OF 200 °C AND BELOW, N.O.S.	3	F5		none				PP			0	Dangerous only when carried in tank vessels
9003	SUBSTANCES WITH A FLASH-POINT ABOVE 60 °C AND NOT MORE THAN 100 °C, which do not belong to	9			none				PP			0	Dangerous only when carried in tank vessels
9004	DIPHENYLMETHANE-4, 4'-DIISOCYANATE	9			none				PP			0	Dangerous only when carried in tank vessels
9005	ENVIRONMENTALLY HAZARDOUS SUBSTANCE, SOLID, N.O.S., MOLTEN	9			none				PP			0	Dangerous only when carried in tank vessels
9006	ENVIRONMENTALLY HAZARDOUS SUBSTANCE, LIQUID, N.O.S.	9			none				PP			0	Dangerous only when carried in tank vessels

Copyright © United Nations, 2019. All rights reserved

### 3.2.2 Table B: List of dangerous goods in alphabetical order

The following Table B is an alphabetical list of the substances and articles which are listed in the UN numerical order in Table A of 3.2.1. It does not form an integral part of ADN. It has been prepared, with all necessary care by the Secretariat of the United Nations Economic Commission for Europe, in order to facilitate the consultation of the annexed Regulations, but it cannot be relied upon as a substitute for the careful study and observance of the actual provisions of those annexed Regulations which, in case of conflict, are deemed to be authoritative.

**NOTE 1:** For the purpose of determining the alphabetical order the following information has been ignored, even when it forms part of the proper shipping name: numbers; Greek letters; the abbreviations "sec" and "tert"; and the letters "N" (nitrogen), "n" (normal), "o" (ortho) "m" (meta), "p" (para) and "N.O.S." (not otherwise specified).

**NOTE 2:** The name of a substance or article in block capital letters indicates a proper shipping name (see 3.1.2).

**NOTE 3:** The name of a substance or article in block capital letters followed by the word "see" indicates an alternative proper shipping name or part of a proper shipping name (except for PCBs) (see 3.1.2.1).

**NOTE 4:** An entry in lower case letters followed by the word "see" indicates that the entry is not a proper shipping name; it is a synonym.

**NOTE 5:** Where an entry is partly in block capital letters and partly in lower case letters, the latter part is considered not to be part of the proper shipping name (see 3.1.2.1).

**NOTE 6:** A proper shipping name may be used in the singular or plural, as appropriate, for the purposes of documentation and package marking (see 3.1.2.3).

**NOTE 7:** For the exact determination of a proper shipping name, see 3.1.2.

Copyright © United Nations, 2019. All rights reserved

Name and description	UN No.	Class	Remarks	Name and description	UN No.	Class	Remarks
Accumulators, electric, see	2794	8		ACROLEIN, STABILIZED	1092	6.1	
	2795	8					
	2800	8		ACRYLAMIDE, SOLID	2074	6.1	
	3028	8					
	3292	4.3		ACRYLAMIDE, SOLUTION	3426	6.1	
ACETAL	1088	3		ACRYLIC ACID, STABILIZED	2218	8	
ACETALDEHYDE	1089	3		ACRYLONITRILE, STABILIZED	1093	3	
ACETALDEHYDE AMMONIA	1841	9		Actinolite, see	2212	9	
ACETALDEHYDE OXIME	2332	3		Activated carbon, see	1362	4.2	
ACETIC ACID, GLACIAL	2789	8		Activated charcoal, see	1362	4.2	
ACETIC ACID SOLUTION, more than 10% but not more than 80% acid, by mass	2790	8		ADHESIVES containing flammable liquid	1133	3	
ACETIC ACID SOLUTION, more than 80% acid, by mass	2789	8		ADIPONITRILE	2205	6.1	
ACETIC ANHYDRIDE	1715	8		ADSORBED GAS, FLAMMABLE, N.O.S.	3510	2	
Acetoin, see	2621	3		ADSORBED GAS, N.O.S.	3511	2	
ACETONE	1090	3		ADSORBED GAS, OXIDIZING, N.O.S.	3513	2	
ACETONE CYANOHYDRIN, STABILIZED	1541	6.1		ADSORBED GAS, TOXIC, CORROSIVE, N.O.S.	3516	2	
ACETONE OILS	1091	3		ADSORBED GAS, TOXIC, FLAMMABLE, CORROSIVE, N.O.S.	3517	2	
ACETONITRILE	1648	3		ADSORBED GAS, TOXIC, FLAMMABLE, N.O.S.	3514	2	
ACETYL BROMIDE	1716	8		ADSORBED GAS, TOXIC, N.O.S.	3512	2	
ACETYL CHLORIDE	1717	3		ADSORBED GAS, TOXIC, OXIDIZING, CORROSIVE, N.O.S.	3518	2	
ACETYLENE, DISSOLVED	1001	2		ADSORBED GAS, TOXIC, OXIDIZING, N.O.S.	3515	2	
ACETYLENE, SOLVENT FREE	3374	2		Aeroplane flares, see	0093	1	
Acetylene tetrabromide, see	2504	6.1			0403	1	
Acetylene tetrachloride, see	1702	6.1			0404	1	
ACETYL IODIDE	1898	8			0420	1	
ACETYL METHYL CARBINOL	2621	3			0421	1	
Acid butyl phosphate, see	1718	8		AEROSOLS	1950	2	
Acid mixture, hydrofluoric and sulphuric, see	1786	8		AGENT, BLASTING, TYPE B	0331	1	
Acid mixture, nitrating acid, see	1796	8		AGENT, BLASTING, TYPE E	0332	1	
Acid mixture, spent, nitrating acid, see	1826	8		Air bag inflators, see	0503	1	
Acraldehyde, inhibited, see	1092	6.1			3268	9	
ACRIDINE	2713	6.1		Air bag modules, see	0503	1	
ACROLEIN DIMER, STABILIZED	2607	3			3268	9	

Copyright © United Nations, 2019. All rights reserved

Name and description	UN No.	Class	Remarks	Name and description	UN No.	Class	Remarks
AIR, COMPRESSED	1002	2		ALKALINE EARTH METAL ALLOY, N.O.S.	1393	4.3	
Aircraft evacuation slides, see	2990	9		ALKALINE EARTH METAL AMALGAM, LIQUID	1392	4.3	
AIRCRAFT HYDRAULIC POWER UNIT FUEL TANK (containing a mixture of anhydrous hydrazine and methylhydrazine) (M86 fuel)	3165	3		ALKALINE EARTH METAL AMALGAM, SOLID	3402	4.3	
Aircraft survival kits, see	2990	9		ALKALINE EARTH METAL DISPERSION	1391	4.3	
AIR, REFRIGERATED LIQUID	1003	2		ALKALINE EARTH METAL DISPERSION, FLAMMABLE	1391	4.3	
ALCOHOLATES SOLUTION, N.O.S., in alcohol	3274	3		ALKALOIDS, LIQUID, N.O.S.	3140	6.1	
Alcohol, denaturated, see	1986	3		ALKALOIDS, SOLID, N.O.S.	1544	6.1	
	1987	3		ALKALOID SALTS, LIQUID, N.O.S.	3140	6.1	
Alcohol, industrial, see	1986	3		ALKALOID SALTS, SOLID, N.O.S.	1544	6.1	
	1987	3		Alkyl aluminium halides, see	3394	4.2	
ALCOHOLS, N.O.S.	1987	3		ALKYLPHENOLS, LIQUID, N.O.S. (including C <sub>2</sub> -C <sub>12</sub> homologues)	3145	8	
ALCOHOLS, FLAMMABLE, TOXIC, N.O.S.	1986	3		ALKYLPHENOLS, SOLID, N.O.S. (including C <sub>2</sub> -C <sub>12</sub> homologues)	2430	8	
ALCOHOLIC BEVERAGES, with more than 24% but not more than 70% alcohol by volume	3065	3		ALKYLSULPHONIC ACIDS, LIQUID with more than 5% free sulphuric acid	2584	8	
ALCOHOLIC BEVERAGES, with more than 70% alcohol by volume	3065	3		ALKYLSULPHONIC ACIDS, LIQUID with not more than 5% free sulphuric acid	2586	8	
Aldehyde, see	1989	3		ALKYLSULPHONIC ACIDS, SOLID with more than 5% free sulphuric acid	2583	8	
ALDEHYDES, N.O.S.	1989	3		ALKYLSULPHONIC ACIDS, SOLID with not more than 5% free sulphuric acid	2585	8	
ALDEHYDES, FLAMMABLE, TOXIC, N.O.S.	1988	3		ALKYLSULPHURIC ACIDS	2571	8	
ALDOL	2839	6.1		Allene, see	2200	2	
ALKALI METAL ALCOHOLATES, SELF-HEATING, CORROSIVE, N.O.S.	3206	4.2		ALLYL ACETATE	2333	3	
ALKALI METAL ALLOY, LIQUID, N.O.S.	1421	4.3		ALLYL ALCOHOL	1098	6.1	
ALKALI METAL AMALGAM, LIQUID	1389	4.3		ALLYLAMINE	2334	6.1	
ALKALI METAL AMALGAM, SOLID	3401	4.3		ALLYL BROMIDE	1099	3	
ALKALI METAL AMIDES	1390	4.3		ALLYL CHLORIDE	1100	3	
ALKALI METAL DISPERSION	1391	4.3		Allyl chlorocarbonate, see	1722	6.1	
ALKALI METAL DISPERSION, FLAMMABLE	3482	4.3		ALLYL CHLOROFORMATE	1722	6.1	
Alkaline corrosive battery fluid, see	2797	8					
ALKALINE EARTH METAL ALCOHOLATES, N.O.S.	3205	4.2					

Copyright © United Nations, 2019. All rights reserved

Name and description	UN No.	Class	Remarks	Name and description	UN No.	Class	Remarks
ALLYL ETHYL ETHER	2335	3		ALUMINIUM SMELTING BY-PRODUCTS	3170	4.3	
ALLYL FORMATE	2336	3		Amatols, see	0082	1	
ALLYL GLYCIDYL ETHER	2219	3		AMINES, FLAMMABLE, CORROSIVE, N.O.S.	2733	3	
ALLYL IODIDE	1723	3		AMINES, LIQUID, CORROSIVE, N.O.S.	2735	8	
ALLYL ISOTHIOCYANATE, STABILIZED	1545	6.1		AMINES, LIQUID, CORROSIVE, FLAMMABLE, N.O.S.	2734	8	
ALLYLTRICHLOROSILANE, STABILIZED	1724	8		AMINES, SOLID, CORROSIVE, N.O.S.	3259	8	
Aluminium alkyls, see	3394	4.2		Aminobenzene, see	1547	6.1	
Aluminium alkyl halides, liquid, see	3394	4.2		2-Aminobenzotrifluoride, see	2942	6.1	
Aluminium alkyl halides, solid, see	3393	4.2		3-Aminobenzotrifluoride, see	2948	6.1	
Aluminium alkyl hydrides, see	3394	4.2		Aminobutane, see	1125	3	
ALUMINIUM BOROHYDRIDE	2870	4.2		2-AMINO-4-CHLOROPHENOL	2673	6.1	
ALUMINIUM BOROHYDRIDE IN DEVICES	2870	4.2		2-AMINO-5-DIETHYLAMINOPENTANE	2946	6.1	
ALUMINIUM BROMIDE, ANHYDROUS	1725	8		2-AMINO-4,6-DINITROPHENOL, WETTED with not less than 20% water, by mass	3317	4.1	
ALUMINIUM BROMIDE SOLUTION	2580	8		2-(2-AMINOETHOXY) ETHANOL	3055	8	
ALUMINIUM CARBIDE	1394	4.3		N-AMINOETHYLPIPERAZINE	2815	8	
ALUMINIUM CHLORIDE, ANHYDROUS	1726	8		1-Amino-2-nitrobenzene, see	1661	6.1	
ALUMINIUM CHLORIDE SOLUTION	2581	8		1-Amino-3-nitrobenzene, see	1661	6.1	
Aluminium dross, see	3170	4.3		1-Amino-4-nitrobenzene, see	1661	6.1	
ALUMINIUM FERROSILICON POWDER	1395	4.3		AMINOPHENOLS (o-, m-, p-)	2512	6.1	
ALUMINIUM HYDRIDE	2463	4.3		AMINOPYRIDINES (o-, m-, p-)	2671	6.1	
ALUMINIUM NITRATE	1438	5.1		AMMONIA, ANHYDROUS	1005	2	
ALUMINIUM PHOSPHIDE	1397	4.3		AMMONIA, DEEPLY REFRIGERATED	9000	2	Admitted only for carriage in tank vessels
ALUMINIUM PHOSPHIDE PESTICIDE	3048	6.1		AMMONIA SOLUTION, relative density between 0.880 and 0.957 at 15 °C in water, with more than 10% but not more than 35% ammonia	2672	8	
ALUMINIUM POWDER, COATED	1309	4.1		AMMONIA SOLUTION, relative density less than 0.880 at 15 °C in water, with more than 35% but not more than 50% ammonia	2073	2	
ALUMINIUM POWDER, UNCOATED	1396	4.3					
ALUMINIUM REMELTING BY-PRODUCTS	3170	4.3					
ALUMINIUM RESINATE	2715	4.1					
ALUMINIUM SILICON POWDER, UNCOATED	1398	4.3					

Copyright © United Nations, 2019. All rights reserved

Name and description	UN No.	Class	Remarks	Name and description	UN No.	Class	Remarks
AMMONIA SOLUTION, relative density less than 0.880 at 15 °C in water, with more than 50% ammonia	3318	2		AMMONIUM NITRATE BASED FERTILIZER	2071	9	
AMMONIUM ARSENATE	1546	6.1		AMMONIUM NITRATE GEL, intermediate for blasting explosives, liquid	3375	5.1	
Ammonium bichromate, see	1439	5.1		AMMONIUM NITRATE GEL, intermediate for blasting explosives, solid	3375	5.1	
Ammonium bifluoride solid, see	1727	8		AMMONIUM NITRATE, LIQUID hot concentrated solution, in a concentration of more than 80% but not more than 93%	2426	5.1	
Ammonium bifluoride solution, see	2817	8		AMMONIUM NITRATE SUSPENSION, intermediate for blasting explosives, liquid	3375	5.1	
Ammonium bisulphate, see	2506	8		AMMONIUM NITRATE SUSPENSION, intermediate for blasting explosives, solid	3375	5.1	
Ammonium bisulphite solution, see	2693	8		AMMONIUM PERCHLORATE	0402 1442	1 5.1	
AMMONIUM DICHROMATE	1439	5.1		Ammonium permanganate, see	1482	5.1	
AMMONIUM DINITRO-o-CRESOLATE, SOLID	1843	6.1		AMMONIUM PERSULPHATE	1444	5.1	
AMMONIUM DINITRO-o-CRESOLATE, SOLUTION	3424	6.1		AMMONIUM PICRATE dry or wetted with less than 10% water, by mass	0004	1	
AMMONIUM FLUORIDE	2505	6.1		AMMONIUM PICRATE, WETTED with not less than 10% water, by mass	1310	4.1	
AMMONIUM FLUROSILICATE	2854	6.1		AMMONIUM POLYSULPHIDE SOLUTION	2818	8	
Ammonium hexafluorosilicate, see	2854	6.1		AMMONIUM POLYVANADATE	2861	6.1	
AMMONIUM HYDROGENDIFLUORIDE, SOLID	1727	8		Ammonium silicofluoride, see	2854	6.1	
AMMONIUM HYDROGENDIFLUORIDE SOLUTION	2817	8		AMMONIUM SULPHIDE SOLUTION	2683	8	
AMMONIUM HYDROGEN SULPHATE	2506	8		Ammunition, blank, see	0014 0326 0327 0338 0413	1 1 1 1 1	
Ammonium hydrosulphide solution (treat as ammonium sulphide solution), see	2683	8		Ammunition, fixed	0005	1	
AMMONIUM METAVANADATE	2859	6.1		Ammunition, semi-fixed	0006	1	
AMMONIUM NITRATE	0222	1		Ammunition, separate loading, see	0007 0321 0348 0412	1 1 1 1	
AMMONIUM NITRATE with not more than 0.2% combustible substances, including any organic substance calculated as carbon, to the exclusion of any other added substance	1942	5.1		AMMUNITION, ILLUMINATING with or without burster, expelling charge or propelling charge	0171 0254 0297	1 1 1	
AMMONIUM NITRATE EMULSION, intermediate for blasting explosives, liquid	3375	5.1					
AMMONIUM NITRATE EMULSION, intermediate for blasting explosives, solid	3375	5.1					
Ammonium nitrate explosive, see	0082 0331	1 1					
AMMONIUM NITRATE BASED FERTILIZER	2067	5.1					

Copyright © United Nations, 2019. All rights reserved

Name and description	UN No.	Class	Remarks	Name and description	UN No.	Class	Remarks
AMMUNITION, INCENDIARY, liquid or gel, with burster, expelling charge or propelling charge	0247	1		AMMUNITION, TOXIC with burster, expelling charge or propelling charge	0020	1	Carriage prohibited
AMMUNITION, INCENDIARY with or without burster, expelling charge or propelling charge	0009 0010 0300	1 1 1		AMMUNITION, TOXIC with burster, expelling charge or propelling charge	0021	1	Carriage prohibited
Ammunition, incendiary (water-activated contrivances) with burster, expelling charge or propelling charge, see	0248 0249	1 1		Ammunition, toxic (water-activated contrivances) with burster, expelling charge or propelling charge, see	0248 0249	1 1	
AMMUNITION, INCENDIARY, WHITE PHOSPHORUS with burster, expelling charge or propelling charge	0243 0244	1 1		AMMUNITION, TOXIC, NON-EXPLOSIVE without burster or expelling charge, non-fuzed	2016	6.1	
Ammunition, industrial, see	0275 0276 0277 0278 0323 0381	1 1 1 1 1 1		Amosite, see	2212	9	
Ammunition, lachrymatory, see	0018 0019 0301 2017	1 1 1 1		Amphibole asbestos, see	2212	9	
AMMUNITION, PRACTICE	0362 0488	1 1		AMYL ACETATES	1104	3	
AMMUNITION, PROOF	0363	1		AMYL ACID PHOSPHATE	2819	8	
AMMUNITION, SMOKE with or without burster, expelling charge or propelling charge	0015 0016 0303	1 1 1		Amyl aldehyde, see	2058	3	
Ammunition, smoke (water-activated contrivances), white phosphorus with burster, expelling charge or propelling charge, see	0248	1		AMYLAMINE	1106	3	
Ammunition, smoke (water-activated contrivances), without white phosphorus or phosphides with burster, expelling charge or propelling charge, see	0249	1		n-Amylamine, see	1106	3	
AMMUNITION, SMOKE, WHITE PHOSPHORUS with burster, expelling charge or propelling charge	0245 0246	1 1		AMYL BUTYRATES	2620	3	
Ammunition, sporting, see	0012 0328 0339 0417	1 1 1 1		AMYL CHLORIDE	1107	3	
AMMUNITION, TEAR-PRODUCING, NON-EXPLOSIVE without burster or expelling charge, non-fuzed	2017	6.1		n-AMYLENE, see	1108	3	
AMMUNITION, TEAR-PRODUCING with burster, expelling charge or propelling charge	0018 0019 0301	1 1 1		AMYL FORMATES	1109	3	
				AMYL MERCAPTAN	1111	3	
				n-AMYL METHYL KETONE	1110	3	
				AMYL NITRATE	1112	3	
				AMYL NITRITE	1113	3	
				AMYLTRICHLOROSILANE	1728	8	
				Anaesthetic ether, see	1155	3	
				ANILINE	1547	6.1	
				Aniline chloride, see	1548	6.1	
				ANILINE HYDROCHLORIDE	1548	6.1	
				Aniline oil, see	1547	6.1	
				Aniline salt, see	1548	6.1	
				ANISIDINES	2431	6.1	
				ANISOLE	2222	3	
				ANISOYL CHLORIDE	1729	8	
				Anthophyllite, see	2212	9	

Copyright © United Nations, 2019. All rights reserved

Name and description	UN No.	Class	Remarks	Name and description	UN No.	Class	Remarks
Antimonous chloride, see	1733	8		Arsenic (III) bromide, see	1555	6.1	
ANTIMONY COMPOUND, INORGANIC, LIQUID, N.O.S.	3141	6.1		Arsenic chloride, see	1560	6.1	
ANTIMONY COMPOUND, INORGANIC, SOLID, N.O.S.	1549	6.1		ARSENIC COMPOUND, LIQUID, N.O.S., inorganic, including: Arsenates, n.o.s., Arsenites, n.o.s.; and Arsenic sulphides, n.o.s.	1556	6.1	
Antimony hydride, see	2676	2		ARSENIC COMPOUND, SOLID, N.O.S., inorganic, including: Arsenates, n.o.s.; Arsenites, n.o.s.; and Arsenic sulphides, n.o.s.	1557	6.1	
ANTIMONY LACTATE	1550	6.1					
Antimony (III) lactate, see	1550	6.1					
ANTIMONY PENTACHLORIDE, LIQUID	1730	8		Arsenic (III) oxide, see	1561	6.1	
ANTIMONY PENTACHLORIDE SOLUTION	1731	8		Arsenic (V) oxide, see	1559	6.1	
ANTIMONY PENTAFLUORIDE	1732	8		ARSENIC PENTOXIDE	1559	6.1	
Antimony perchloride, liquid, see	1730	8		Arsenic sulphides, see	1556	6.1	
ANTIMONY POTASSIUM TARTRATE	1551	6.1			1557	6.1	
ANTIMONY POWDER	2871	6.1		ARSENIC TRICHLORIDE	1560	6.1	
ANTIMONY TRICHLORIDE	1733	8		ARSENIC TRIOXIDE	1561	6.1	
A.n.t.u., see	1651	6.1		Arsenious chloride, see	1560	6.1	
ARGON, COMPRESSED	1006	2		Arsenites, n.o.s., see	1556	6.1	
ARGON, REFRIGERATED LIQUID	1951	2			1557	6.1	
Arsenates, n.o.s., see	1556	6.1		Arsenous chloride, see	1560	6.1	
	1557	6.1		ARSINE	2188	2	
ARSENIC	1558	6.1		ARSINE, ADSORBED	3522	2	
ARSENIC ACID, LIQUID	1553	6.1		ARTICLES CONTAINING A SUBSTANCE LIABLE TO SPONTANEOUS COMBUSTION, N.O.S.	3542	4.2	
ARSENIC ACID, SOLID	1554	6.1					
ARSENICAL DUST	1562	6.1		ARTICLES CONTAINING A SUBSTANCE WHICH EMITS FLAMMABLE GAS IN CONTACT WITH WATER, N.O.S.	3543	4.3	
Arsenical flue dust, see	1562	6.1					
ARSENICAL PESTICIDE, LIQUID, FLAMMABLE, TOXIC, flash-point less than 23 °C	2760	3		ARTICLES CONTAINING CORROSIVE SUBSTANCE, N.O.S.	3547	8	
ARSENICAL PESTICIDE, LIQUID, TOXIC	2994	6.1		ARTICLES CONTAINING FLAMMABLE GAS, N.O.S.	3537	2	
ARSENICAL PESTICIDE, LIQUID, TOXIC, FLAMMABLE, flash-point not less than 23 °C	2993	6.1		ARTICLES CONTAINING FLAMMABLE LIQUID, N.O.S.	3540	3	
ARSENICAL PESTICIDE, SOLID, TOXIC	2759	6.1		ARTICLES CONTAINING FLAMMABLE SOLID, N.O.S.	3541	4.1	
ARSENIC BROMIDE	1555	6.1		ARTICLES CONTAINING MISCELLANEOUS DANGEROUS GOODS, N.O.S.	3548	9	
				ARTICLES CONTAINING NON-FLAMMABLE, NON TOXIC GAS, N.O.S.	3538	2	



Copyright © United Nations, 2019. All rights reserved

Name and description	UN No.	Class	Remarks	Name and description	UN No.	Class	Remarks
ARTICLES CONTAINING ORGANIC PEROXIDE, N.O.S.	3545	5.2		ARYLSULPHONIC ACIDS, SOLID with not more than 5% free sulphuric acid	2585	8	
ARTICLES CONTAINING OXIDIZING SUBSTANCE, N.O.S.	3544	5.1		ASBESTOS, AMPHIBOLE	2212	2	
ARTICLES CONTAINING TOXIC GAS, N.O.S.	3539	2		ASBESTOS, CHRYSOTILE	2590	2	
ARTICLES CONTAINING TOXIC SUBSTANCE, N.O.S.	3546	6.1		Asphalt, with a flash-point above 60°C, at or above its flash-point, see	3256	3	
ARTICLES, EEI, see	0486	1		Asphalt, at or above 100 °C and below its flash-point, see	3257	9	
ARTICLES, EXPLOSIVE, EXTREMELY INSENSITIVE	0486	1		Aviation regulated liquid, n.o.s.	3334	9	Not subject to ADN
ARTICLES, EXPLOSIVE, N.O.S.	0349	1		Aviation regulated solid, n.o.s.	3335	9	Not subject to ADN
	0350	1					
	0351	1					
	0352	1					
	0353	1					
	0354	1		AZODICARBONAMIDE	3242	4.1	
	0355	1					
	0356	1		Bag charges, see	0242	1	
	0462	1			0279	1	
	0463	1			0414	1	
	0464	1					
	0465	1		Ballistite, see	0160	1	
	0466	1			0161	1	
	0467	1					
	0468	1		Bangalore torpedoes, see	0136	1	
	0469	1			0137	1	
	0470	1			0138	1	
	0471	1			0294	1	
	0472	1					
				BARIUM	1400	4.3	
ARTICLES, PRESSURIZED, HYDRAULIC (containing non-flammable gas)	3164	2		BARIUM ALLOYS, PYROPHORIC	1854	4.2	
ARTICLES, PRESSURIZED, PNEUMATIC (containing non-flammable gas)	3164	2		BARIUM AZIDE, dry or wetted with less than 50% water, by mass	0224	1	
ARTICLES, PYROPHORIC	0380	1		BARIUM AZIDE, WETTED with not less than 50% water, by mass	1571	4.1	
ARTICLES, PYROTECHNIC for technical purposes	0428	1		Barium binoxide, see	1449	5.1	
	0429	1		BARIUM BROMATE	2719	5.1	
	0430	1					
	0431	1		BARIUM CHLORATE, SOLID	1445	5.1	
	0432	1		BARIUM CHLORATE, SOLUTION	3405	5.1	
ARYLSULPHONIC ACIDS, LIQUID with more than 5% free sulphuric acid	2584	8		BARIUM COMPOUND, N.O.S.	1564	6.1	
ARYLSULPHONIC ACIDS, LIQUID with not more than 5% free sulphuric acid	2586	8		BARIUM CYANIDE	1565	6.1	
ARYLSULPHONIC ACIDS, SOLID with more than 5% free sulphuric acid	2583	8		Barium dioxide, see	1449	5.1	
				BARIUM HYPOCHLORITE with more than 22% available chlorine	2741	5.1	
				BARIUM NITRATE	1446	5.1	
				BARIUM OXIDE	1884	6.1	

Copyright © United Nations, 2019. All rights reserved

Name and description	UN No.	Class	Remarks	Name and description	UN No.	Class	Remarks
BARIUM PERCHLORATE, SOLID	1447	5.1		BENZOTRIFLUORIDE	2338	3	
BARIUM PERCHLORATE, SOLUTION	3406	5.1		BENZOYL CHLORIDE	1736	8	
BARIUM PERMANGANATE	1448	5.1		BENZYL BROMIDE	1737	6.1	
BARIUM PEROXIDE	1449	5.1		BENZYL CHLORIDE	1738	6.1	
Barium selenate, see	2630	6.1		Benzyl chlorocarbonate, see	1739	8	
Barium selenite, see	2630	6.1		BENZYL CHLOROFORMATE	1739	8	
Barium superoxide, see	1449	5.1		Benzyl cyanide, see	2470	6.1	
BATTERIES, CONTAINING SODIUM	3292	4.3		BENZYLDIMETHYLAMINE	2619	8	
BATTERIES, DRY, CONTAINING POTASSIUM HYDROXIDE SOLID, electric storage	3028	8		BENZYLIDENE CHLORIDE	1886	6.1	
Batteries, nickel-metal hydride	3496	9	Not subject to ADN	BENZYL IODIDE	2653	6.1	
BATTERY POWERED EQUIPMENT	3171	9		BERYLLIUM COMPOUND, N.O.S.	1566	6.1	
BATTERY POWERED VEHICLE	3171	9		BERYLLIUM NITRATE	2464	5.1	
BATTERIES, WET, FILLED WITH ACID, electric storage	2794	8		BERYLLIUM POWDER	1567	6.1	
BATTERIES, WET, FILLED WITH ALKALI, electric storage	2795	8		Bhusa	1327	4.1	Not subject to ADN
BATTERIES, WET, NON-SPILLABLE, electric storage	2800	8		BICYCLO[2.2.1]HEPTA-2,5-DIENE, STABILIZED	2251	3	
BATTERY FLUID, ACID	2796	8		Bifluorides, n.o.s., see	1740	8	
BATTERY FLUID, ALKALI	2797	8		BIOLOGICAL SUBSTANCE, CATEGORY B	3373	6.2	
BENZALDEHYDE	1990	9		BIOLOGICAL SUBSTANCE, CATEGORY B (animal material only)	3373	6.2	
BENZENE	1114	3		(BIO) MEDICAL WASTE, N.O.S.	3291	6.2	
BENZENESULPHONYL CHLORIDE	2225	8		BIPYRIDILIUM PESTICIDE, LIQUID, FLAMMABLE, TOXIC, flash-point less than 23 °C	2782	3	
Benzenethiol, see	2337	6.1		BIPYRIDILIUM PESTICIDE, LIQUID, TOXIC	3016	6.1	
BENZIDINE	1885	6.1		BIPYRIDILIUM PESTICIDE, LIQUID, TOXIC, FLAMMABLE, flash-point not less than 23 °C	3015	6.1	
Benzol, see	1114	3		BIPYRIDILIUM PESTICIDE, SOLID, TOXIC	2781	6.1	
Benzolene, see	1268	3		BISULPHATES, AQUEOUS SOLUTION	2837	8	
BENZONITRILE	2224	6.1		BISULPHITES, AQUEOUS SOLUTION, N.O.S.	2693	8	
BENZOQUINONE	2587	6.1		Bitumen, with a flash-point above 60 °C, at or above its flash-point, see	3256	3	
Benzosulphochloride, see	2225	8					
BENZOTRICHLORIDE	2226	8					

Copyright © United Nations, 2019. All rights reserved

Name and description	UN No.	Class	Remarks	Name and description	UN No.	Class	Remarks
Bitumen, at or above 100 °C and below its flash-point, see	3257	9		BORON TRIFLUORIDE DIETHYL ETHERATE	2604	8	
BLACK POWDER, COMPRESSED	0028	1		BORON TRIFLUORIDE DIHYDRATE	2851	8	
BLACK POWDER, granular or as a meal	0027	1		BORON TRIFLUORIDE DIMETHYL ETHERATE	2965	4.3	
BLACK POWDER, IN PELLETS	0028	1		BORON TRIFLUORIDE PROPIONIC ACID COMPLEX, LIQUID	1743	8	
Blasting cap assemblies, see	0360 0361	1 1		BORON TRIFLUORIDE PROPIONIC ACID COMPLEX, SOLID	3420	8	
Blasting caps, electric, see	0030 0255 0456	1 1 1		BROMATES, INORGANIC, N.O.S.	1450	5.1	
Bleaching powder, see	2208	5.1		BROMATES, INORGANIC, AQUEOUS SOLUTION, N.O.S.	3213	5.1	
BOMBS with bursting charge	0033 0034 0035 0291	1 1 1 1		BROMINE	1744	8	
Bombs, illuminating, see	0254	1		BROMINE CHLORIDE	2901	2	
BOMBS, PHOTO-FLASH	0037 0038 0039 0299	1 1 1 1		BROMINE PENTAFLUORIDE	1745	5.1	
BOMBS, SMOKE, NON-EXPLOSIVE with corrosive liquid, without initiating device	2028	8		BROMINE SOLUTION	1744	8	
Bombs, target identification, see	0171 0254 0297	1 1 1		BROMINE TRIFLUORIDE	1746	5.1	
				BROMOACETIC ACID, SOLID	3425	8	
				BROMOACETIC ACID, SOLUTION	1938	8	
				BROMOACETONE	1569	6.1	
BOMBS WITH FLAMMABLE LIQUID with bursting charge	0399 0400	1 1		omega-Bromoacetone, see	2645	6.4	
BOOSTERS WITH DETONATOR	0225 0268	1 1		BROMOACETYL BROMIDE	2513	8	
BOOSTERS without detonator	0042 0283	1 1		BROMOBENZENE	2514	3	
				BROMOBENZYL CYANIDES, LIQUID	1694	6.1	
Borate and chlorate mixture, see	1458	5.1		BROMOBENZYL CYANIDES, SOLID	3449	6.1	
BORNEOL	1312	4.1					
BORON TRIBROMIDE	2692	8		1-BROMOBUTANE	1126	3	
BORON TRICHLORIDE	1741	2		2-BROMOBUTANE	2339	3	
BORON TRIFLUORIDE ACETIC ACID COMPLEX, LIQUID	1742	8		BROMOCHLOROMETHANE	1887	6.1	
BORON TRIFLUORIDE ACETIC ACID COMPLEX, SOLID	3419	8		1-BROMO-3-CHLOROPROPANE	2688	6.1	
				1-Bromo-2,3-epoxypropane, see	2558	6.1	
BORON TRIFLUORIDE, ADSORBED	3519	2		Bromoethane, see	1891	6.1	
				2-BROMOETHYL ETHYL ETHER	2340	3	
BORON TRIFLUORIDE	1008	2		BROMOFORM	2515	6.1	

Copyright © United Nations, 2019. All rights reserved

Name and description	UN No.	Class	Remarks	Name and description	UN No.	Class	Remarks
Bromomethane, see	1062	2		BUTYL ACID PHOSPHATE	1718	8	
1-BROMO-3-METHYLBUTANE	2341	3		BUTYL ACRYLATES, STABILIZED	2348	3	
BROMOMETHYLPROPANES	2342	3		n-Butyl alcohol, see	1120	3	
2-BROMO-2-NITROPROPANE-1,3-DIOL	3241	4.1		Butyl alcohols, see	1120	3	
2-BROMOPENTANE	2343	3		n-BUTYLAMINE	1125	3	
BROMOPROPANES	2344	3		N-BUTYLANILINE	2738	6.1	
3-BROMOPROPYNE	2345	3		sec-Butyl benzene, see	2709	3	
BROMOTRIFLUOROETHYLENE	2419	2		BUTYLBENZENES	2709	3	
BROMOTRIFLUOROMETHANE	1009	2		n-Butyl bromide, see	1126	3	
BRUCINE	1570	6.1		n-Butyl chloride, see	1127	3	
BURSTERS, explosive	0043	1		n-BUTYL CHLOROFORMATE	2743	6.1	
BUTADIENES AND HYDROCARBON MIXTURE, STABILIZED, having a vapour pressure at 70 °C not exceeding 1.1 MPa (11 bar) and a density at 50 °C not lower than 0.525 kg/l	1010	2		tert-BUTYLCYCLOHEXYL CHLOROFORMATE	2747	6.1	
BUTADIENE, STABILIZED, (1,2-butadiene)	1010	2		BUTYLENES MIXTURE or 1-BUTYLENE or CIS-2-BUTYLENE or TRANS-2-BUTYLENE	1012	2	
BUTADIENE, STABILIZED, (1,3-butadiene)	1010	2		1,2-BUTYLENE OXIDE, STABILIZED	3022	3	
BUTANE	1011	2		Butyl ethers, see	1149	3	
BUTANEDIONE	2346	3		Butyl ethyl ether, see	1179	3	
Butane-1-thiol, see	2347	3		n-BUTYL FORMATE	1128	3	
BUTANOLS	1120	3		tert-BUTYL HYPOCHLORITE	3255	4.2	Carriage prohibited
1-Butanol, see	1120	3		N,n-BUTYLIMIDAZOLE	2690	6.1	
Butan-2-ol, see	1120	3		N,n-Butyliminazole, see	2690	6.1	
Butanol, secondary, see	1120	3		n-BUTYL ISOCYANATE	2485	6.1	
Butanol, tertiary, see	1120	3		tert-BUTYL ISOCYANATE	2484	6.1	
Butanone, see	1193	3		Butyl lithium, see	3394	4.2	
2-Butenal, see	1143	6.1		BUTYL MERCAPTAN	2347	3	
Butene, see	1012	2		n-BUTYL METHACRYLATE, STABILIZED	2227	3	
Bute-1-ene-3-one, see	1251	3		BUTYL METHYL ETHER	2350	3	
1,2-Buteneoxide, see	3022	3		BUTYL NITRITES	2351	3	
2-Buten-1-ol, see	2614	3		Butylphenols, liquid, see	3145	8	
BUTYL ACETATES	1123	3		Butylphenols, solid, see	2430	8	
Butyl acetate, secondary, see	1123	3					

Copyright © United Nations, 2019. All rights reserved

Name and description	UN No.	Class	Remarks	Name and description	UN No.	Class	Remarks
BUTYL PROPIONATES	1914	3		Calcium bisulphite solution, see	2693	8	
p-tert-Butyltoluene, see	2667	6.1		CALCIUM CARBIDE	1402	4.3	
BUTYLTOLUENES	2667	6.1		CALCIUM CHLORATE	1452	5.1	
BUTYLTRICHLOROSILANE	1747	8		CALCIUM CHLORATE, AQUEOUS SOLUTION	2429	5.1	
5-tert-BUTYL-2,4,6-TRINITRO-m-XYLENE	2956	4.1		CALCIUM CHLORITE	1453	5.1	
BUTYL VINYL ETHER, STABILIZED	2352	3		CALCIUM CYANAMIDE with more than 0.1% calcium carbide	1403	4.3	
But-1-yne, see	2452	2		CALCIUM CYANIDE	1575	6.1	
1,4-BUTYNEDIOL	2716	6.1		CALCIUM DITHIONITE	1923	4.2	
2-Butyne-1,4-diol, see	2716	6.1		CALCIUM HYDRIDE	1404	4.3	
BUTYRALDEHYDE	1129	3		CALCIUM HYDROSULPHITE, see	1923	4.2	
n-Butyraldehyde, see	1129	3		CALCIUM HYPOCHLORITE, DRY	1748	5.1	
BUTYRALDOXIME	2840	3		CALCIUM HYPOCHLORITE, DRY with more than 39% available chlorine (8.8% available oxygen)	1748	5.1	
BUTYRIC ACID	2820	8		CALCIUM HYPOCHLORITE, DRY, CORROSIVE with more than 39% available chlorine (8.8% available oxygen)	3485	5.1	
BUTYRIC ANHYDRIDE	2739	8		CALCIUM HYPOCHLORITE, HYDRATED with not less than 5.5% but not more than 16% water	2880	5.1	
Butyryl chloride, see	2710	3		CALCIUM HYPOCHLORITE, HYDRATED MIXTURE with not less than 5.5% but not more than 16% water	2880	5.1	
BUTYRONITRILE	2411	3		CALCIUM HYPOCHLORITE, HYDRATED, CORROSIVE with not less than 5.5% but not more than 16% water	3487	5.1	
Butyryl chloride, see	2353	3		CALCIUM HYPOCHLORITE, HYDRATED MIXTURE, CORROSIVE with not less than 5.5% but not more than 16% water	3487	5.1	
BUTYRYL CHLORIDE	2353	3		CALCIUM HYPOCHLORITE MIXTURE, DRY with more than 10% but not more than 39% available chlorine	2208	5.1	
Cable cutters, explosive, see	0070	1		CALCIUM HYPOCHLORITE MIXTURE, DRY with more than 39% available chlorine (8.8% available oxygen)	1748	5.1	
CACODYLIC ACID	1572	6.1		CALCIUM HYPOCHLORITE MIXTURE, DRY, CORROSIVE with more than 10% but not more than 39% available chlorine	3486	5.1	
CADMIUM COMPOUND	2570	6.1		CALCIUM ARSENATE	1573	6.1	
CAESIUM	1407	4.3		CALCIUM ARSENATE AND CALCIUM ARSENITE MIXTURE, SOLID	1574	6.1	
CAESIUM HYDROXIDE	2682	8					
CAESIUM HYDROXIDE SOLUTION	2681	8					
CAESIUM NITRATE	1451	5.1					
Caffeine, see	1544	6.1					
Cajeputene, see	2052	3					
CALCIUM	1401	4.3					
CALCIUM ALLOYS, PYROPHORIC	1855	4.2					
CALCIUM ARSENATE	1573	6.1					
CALCIUM ARSENATE AND CALCIUM ARSENITE MIXTURE, SOLID	1574	6.1					

Copyright © United Nations, 2019. All rights reserved

Name and description	UN No.	Class	Remarks	Name and description	UN No.	Class	Remarks
CALCIUM HYPOCHLORITE MIXTURE, DRY, CORROSIVE with more than 39% available chlorine (8.8% available oxygen)	3485	5.1		Carbolic acid, see	1671 2312 2821	6.1 6.1 6.1	
CALCIUM MANGANESE SILICON	2844	4.3		CARBON, animal or vegetable origin	1361	4.2	
CALCIUM NITRATE	1454	5.1		CARBON, ACTIVATED	1362	4.2	
Calcium oxide	1910	8	Not subject to ADN	Carbon bisulphide, see	1131	3	
CALCIUM PERCHLORATE	1455	5.1		Carbon black (animal or vegetable origin), see	1361	4.2	
CALCIUM PERMANGANATE	1456	5.1		CARBON DIOXIDE	1013	2	
CALCIUM PEROXIDE	1457	5.1		Carbon dioxide and ethylene oxide mixture, see	1041 1952 3300	2 2 2	
CALCIUM PHOSPHIDE	1360	4.3		CARBON DIOXIDE, REFRIGERATED LIQUID	2187	2	
CALCIUM, PYROPHORIC	1855	4.2		Carbon dioxide, solid	1845	9	Not subject to ADN
CALCIUM RESINATE	1313	4.1		CARBON DISULPHIDE	1131	3	
CALCIUM RESINATE, FUSED	1314	4.1		Carbonic anhydride, see	1013 1845 2187	2 9 2	
Calcium selenate, see	2630	6.1		CARBON MONOXIDE, COMPRESSED	1016	2	
CALCIUM SILICIDE	1405	4.3		Carbon oxysulphide, see	2204	2.3	
Calcium silicon, see	1405	4.3		Carbon sulphide, see	1131	3	
Calcium superoxide, see	1457	5.1		CARBON TETRABROMIDE	2516	6.1	
Camphanone, see	2717	4.1		CARBON TETRACHLORIDE	1846	6.1	
CAMPHOR OIL	1130	3		Carbonyl chloride, see	1076	2	
CAMPHOR, synthetic	2717	4.1		CARBONYL FLUORIDE	2417	2	
CAPACITOR, ASYMMETRIC (with an energy storage capacity greater than 0.3Wh)	3508	9		CARBONYL SULPHIDE	2204	2	
CAPACITOR, ELECTRIC DOUBLE LAYER (with an energy storage capacity greater than 0.3 Wh)	3499	9		Cartridge cases, empty, primed, see	0055 0379	1 1	
CAPROIC ACID	2829	8		Cartridges, actuating, for fire extinguisher or apparatus valve, see	0275 0276 0323 0381	1 1 1 1	
CARBAMATE PESTICIDE, LIQUID, FLAMMABLE, TOXIC, flash-point less than 23 °C	2758	3		Cartridges, explosive, see	0048	1	
CARBAMATE PESTICIDE, LIQUID, TOXIC	2992	6.1		CARTRIDGES, FLASH	0049 0050	1 1	
CARBAMATE PESTICIDE, LIQUID, TOXIC, FLAMMABLE, flash-point not less than 23 °C	2991	6.1					
CARBAMATE PESTICIDE, SOLID, TOXIC	2757	6.1					

Copyright © United Nations, 2019. All rights reserved

Name and description	UN No.	Class	Remarks	Name and description	UN No.	Class	Remarks
CARTRIDGES FOR WEAPONS with bursting charge	0005 0006 0007 0321 0348 0412	1 1 1 1 1 1		Caustic soda, see	1824	8	
				Caustic soda liquor, see	1824	8	
				CELLS, CONTAINING SODIUM	3292	4.3	
CARTRIDGES FOR WEAPONS, BLANK	0014 0326 0327 0338 0413	1 1 1 1 1		CELLULOID in block, rods, rolls, sheets, tubes, etc., except scrap	2000	4.1	
				CELLULOID, SCRAP	2002	4.2	
				Cement, see	1133	3	
CARTRIDGES FOR WEAPONS, INERT PROJECTILE	0012 0328 0339 0417	1 1 1 1		CERIUM, slabs, ingots or rods	1333	4.1	
				CERIUM, turnings or gritty powder	3078	4.3	
Cartridges, illuminating, see	0171 0254 0297	1 1 1		Cer mishmetall, see	1323	4.1	
				Charcoal, activated, see	1362	4.1	
CARTRIDGES, OIL WELL	0277 0278	1 1		Charcoal, non-activated, see	1361	4.2	
CARTRIDGES, POWER DEVICE	0275 0276 0323 0381	1 1 1 1		CHARGES, BURSTING, PLASTICS BONDED	0457 0458 0459 0460	1 1 1 1	
				CHARGES, DEMOLITION	0048	1	
CARTRIDGES, SIGNAL	0054 0312 0405	1 1 1		CHARGES, DEPTH	0056	1	
				Charges, expelling, explosive, for fire extinguishers, see	0275 0276 0323 0381	1 1 1 1	
CARTRIDGES, SMALL ARMS	0012 0339 0417	1 1 1		CHARGES, EXPLOSIVE, COMMERCIAL without detonator	0442 0443 0444 0445	1 1 1 1	
CARTRIDGES, SMALL ARMS, BLANK or CARTRIDGES FOR TOOLS, BLANK	0014 0327 0338	1 1 1					
Cartridges, starter, jet engine, see	0275 0276 0323 0381	1 1 1 1		CHARGES, PROPELLING	0271 0272 0415 0491	1 1 1 1	
CASES, CARTRIDGE, EMPTY, WITH PRIMER	0055 0379	1 1		CHARGES, PROPELLING, FOR CANNON	0242 0279 0414	1 1 1	
CASES, COMBUSTIBLE, EMPTY, WITHOUT PRIMER	0446 0447	1 1		CHARGES, SHAPED, FLEXIBLE, LINEAR	0237 0288	1 1	
Casinghead gasoline, see	1203	3		CHARGES, SHAPED, without detonator	0059 0439 0440 0441	1 1 1 1	
CASTOR BEANS	2969	9					
CASTOR FLAKE	2969	9					
CASTOR MEAL	2969	9		CHARGES, SUPPLEMENTARY, EXPLOSIVE	0060	1	
CASTOR POMACE	2969	9		CHEMICAL KIT	3316	9	
CAUSTIC ALKALI LIQUID, N.O.S.	1719	8		CHEMICAL SAMPLE, TOXIC	3315	6.1	
Caustic potash, see	1814	8					

Copyright © United Nations, 2019. All rights reserved

Name and description	UN No.	Class	Remarks	Name and description	UN No.	Class	Remarks
CHEMICAL UNDER PRESSURE, N.O.S.	3500	2		CHLOROACETONITRILE	2668	6.1	
CHEMICAL UNDER PRESSURE, FLAMMABLE, N.O.S.	3501	2		CHLOROACETOPHENONE, LIQUID	3416	6.1	
CHEMICAL UNDER PRESSURE, TOXIC, N.O.S.	3502	2		CHLOROACETOPHENONE, SOLID	1697	6.1	
CHEMICAL UNDER PRESSURE, CORROSIVE, N.O.S.	3503	2		CHLOROACETYL CHLORIDE	1752	6.1	
CHEMICAL UNDER PRESSURE, FLAMMABLE, TOXIC, N.O.S.	3504	2		CHLOROANILINES, LIQUID	2019	6.1	
CHEMICAL UNDER PRESSURE, FLAMMABLE, CORROSIVE, N.O.S.	3505	2		CHLOROANILINES, SOLID	2018	6.1	
Chile saltpetre, see	1498	5.1		CHLOROANISIDINES	2233	6.1	
CHLORAL, ANHYDROUS, STABILIZED	2075	6.1		CHLOROBENZENE	1134	3	
CHLORATE AND BORATE MIXTURE	1458	5.1		CHLOROBENZOTRIFLUORIDES	2234	3	
CHLORATE AND MAGNESIUM CHLORIDE MIXTURE, SOLID	1459	5.1		CHLOROBENZYL CHLORIDES, LIQUID	2235	6.1	
CHLORATE AND MAGNESIUM CHLORIDE MIXTURE, SOLUTION	3407	5.1		CHLOROBENZYL CHLORIDES, SOLID	3427	6.1	
CHLORATES, INORGANIC, N.O.S.	1461	5.1		1-Chloro-3-bromopropane, see	2688	6.1	
CHLORATES, INORGANIC, AQUEOUS SOLUTION, N.O.S.	3210	5.1		1-Chlorobutane, see	1127	3	
CHLORIC ACID, AQUEOUS SOLUTION with not more than 10% chloric acid	2626	5.1		2-Chlorobutane, see	1127	3	
CHLORINE	1017	2		CHLOROBUTANES	1127	3	
CHLORINE, ADSORBED	3520	2		CHLOROCRESOLS, SOLUTION	2669	6.1	
CHLORINE PENTAFLUORIDE	2548	2		CHLOROCRESOLS, SOLID	3437	6.1	
CHLORINE TRIFLUORIDE	1749	2		CHLORODIFLUORO-BROMOMETHANE	1974	2	
CHLORITES, INORGANIC, N.O.S.	1462	5.1		1-CHLORO-1,1-DIFLUORO-ETHANE	2517	2	
CHLORITE SOLUTION	1908	8		CHLORODIFLUOROMETHANE	1018	2	
Chloroacetaldehyde, see	2232	6.1		CHLORODIFLUORO-METHANE AND CHLORO-PENTAFLUOROETHANE MIXTURE with fixed boiling point, with approximately 49% chlorodifluoromethane	1973	2	
CHLOROACETIC ACID, MOLTEN	3250	6.1		3-Chloro-1,2-dihydroxypropane, see	2689	6.1	
CHLOROACETIC ACID, SOLID	1751	6.1		Chlorodimethyl ether, see	1239	6.1	
CHLOROACETIC ACID SOLUTION	1750	6.1		1-Chloro-2,2-dimethylpropane, see	1107	3	
CHLOROACETONE, STABILIZED	1695	6.1		CHLORODINITROBENZENES, LIQUID	1577	6.1	
				CHLORODINITROBENZENES, SOLID	3441	6.1	



Copyright © United Nations, 2019. All rights reserved

Name and description	UN No.	Class	Remarks	Name and description	UN No.	Class	Remarks
2-CHLOROETHANAL	2232	6.1		CHLOROPHENOLATES, LIQUID	2904	8	
Chloroethane, see	1037	2		CHLOROPHENOLATES, SOLID	2905	8	
Chloroethane nitrile, see	2668	6.1		CHLOROPHENOLS, LIQUID	2021	6.1	
2-Chloroethanol, see	1135	6.1		CHLOROPHENOLS, SOLID	2020	6.1	
CHLOROFORM	1888	6.1		CHLOROPHENYL-TRICHLOROSILANE	1753	8	
CHLOROFORMATES, TOXIC, CORROSIVE, N.O.S.	3277	6.1		CHLOROPICRIN	1580	6.1	
CHLOROFORMATES, TOXIC, CORROSIVE, FLAMMABLE, N.O.S.	2742	6.1		CHLOROPICRIN AND METHYL BROMIDE MIXTURE, with more than 2% chloropicrin	1581	2	
Chloromethane, see	1063	2		CHLOROPICRIN AND METHYL CHLORIDE MIXTURE	1582	2	
1-Chloro-3-methylbutane, see	1107	3		CHLOROPICRIN MIXTURE, N.O.S.	1583	6.1	
2-Chloro-2-methylbutane, see	1107	3		CHLOROPLATINIC ACID, SOLID	2507	8	
CHLOROMETHYL CHLOROFORMATE	2745	6.1		CHLOROPRENE, STABILIZED	1991	3	
Chloromethyl cyanide, see	2668	6.1		1-CHLOROPROPANE	1278	3	
CHLOROMETHYL ETHYL ETHER	2354	3		2-CHLOROPROPANE	2356	3	
1-Chloro-3-methylbutane, see	1107	3		3-Chloro-propanediol-1,2, see	2689	6.1	
1-Chloro-3-methylbutane, see	1107	3		3-CHLOROPROPANOL-1	2849	6.1	
Chloromethyl methyl ether, see	1239	6.1		2-CHLOROPROPENE	2456	3	
3-CHLORO-4-METHYLPHENYL ISOCYANATE, LIQUID	2236	6.1		3-Chloropropene, see	1100	3	
3-CHLORO-4-METHYLPHENYL ISOCYANATE, SOLID	3428	6.1		3-Chloroprop-1-ene, see	1100	3	
1-Chloro-2-methylpropane, see	1127	3		2-CHLOROPROPIONIC ACID	2511	8	
2-Chloro-2-methylpropane, see	1127	3		2-CHLOROPYRIDINE	2822	6.1	
3-Chloro-2-methylprop-1-ene, see	2554	3		CHLOROSILANES, CORROSIVE, N.O.S.	2987	8	
CHLORONITROANILINES	2237	6.1		CHLOROSILANES, CORROSIVE, FLAMMABLE, N.O.S.	2986	8	
CHLORONITROBENZENES LIQUID	3409	6.1		CHLOROSILANES, FLAMMABLE, CORROSIVE, N.O.S.	2985	3	
CHLORONITROBENZENES SOLID	1578	6.1		CHLOROSILANES, TOXIC, CORROSIVE, N.O.S.	3361	6.1	
CHLORONITROTOLUENES, LIQUID	2433	6.1		CHLOROSILANES, TOXIC, CORROSIVE, FLAMMABLE, N.O.S.	3362	6.1	
CHLORONITROTOLUENES, SOLID	3457	6.1		CHLOROSILANES, WATER-REACTIVE, FLAMMABLE, CORROSIVE, N.O.S.	2988	4.3	
CHLOROPENTAFLUOROETHANE	1020	2					
1-Chloropentane	1107	3					

Copyright © United Nations, 2019. All rights reserved

Name and description	UN No.	Class	Remarks	Name and description	UN No.	Class	Remarks
CHLOROSULPHONIC ACID (with or without sulphur trioxide)	1754	8		CLINICAL WASTE, UNSPECIFIED, N.O.S.	3291	6.2	
1-CHLORO-1,2,2,2-TETRAFLUOROETHANE	1021	2		COAL GAS, COMPRESSED	1023	2	
CHLOROTOLUENES	2238	3		COAL TAR DISTILLATES, FLAMMABLE	1136	3	
4-CHLORO-o-TOLUIDINE HYDROCHLORIDE, SOLID	1579	6.1		Coal tar naphtha, see	1268	3	
4-CHLORO-o-TOLUIDINE HYDROCHLORIDE, SOLUTION	3410	6.1		Coal tar oil, see	1136	3	
CHLOROTOLUIDINES LIQUID	3429	6.1		COATING SOLUTION (includes surface treatments or coatings used for industrial or other purposes such as vehicle under coating, drum or barrel lining)	1139	3	
CHLOROTOLUIDINES SOLID	2239	6.1					
1-CHLORO-2,2,2-TRIFLUOROETHANE	1983	2		COBALT NAPHTHENATES, POWDER	2001	4.1	
Chlorotrifluoroethylene, see	1082	2		COBALT RESINATE, PRECIPITATED	1318	4.1	
CHLOROTRIFLUOROMETHANE	1022	2		Cocculus, see	3172	6.1	
CHLOROTRIFLUOROMETHANE AND TRIFLUOROMETHANE AZEOTROPIC MIXTURE with approximately 60% chlorotrifluoromethane	2599	2			3462	6.1	
Chromic acid, solid, see	1463	5.1		Collodion cottons, see	0340	1	
CHROMIC ACID SOLUTION	1755	8			0341	1	
Chromic anhydride, solid, see	1463	5.1			0342	1	
CHROMIC FLUORIDE, SOLID	1756	8			2059	3	
CHROMIC FLUORIDE SOLUTION	1757	8			2555	4.1	
Chromic nitrate, see	2720	5.1			2556	4.1	
Chromium (VI) dichloride dioxide, see	1758	8			2557	4.1	
Chromium (III) fluoride, solid, see	1756	8		COMPONENTS, EXPLOSIVE TRAIN, N.O.S.	0382	1	
CHROMIUM NITRATE	2720	5.1			0383	1	
Chromium (III) nitrate, see	2720	5.1			0384	1	
CHROMIUM OXYCHLORIDE	1758	8			0461	1	
CHROMIUM TRIOXIDE, ANHYDROUS	1463	5.1		Composition B, see	0118	1	
CHROMOSULPHURIC ACID	2240	8		COMPRESSED GAS, N.O.S.	1956	2	
Chrysotile, see	2590	9		COMPRESSED GAS, FLAMMABLE, N.O.S.	1954	2	
Cinene, see	2052	3		COMPRESSED GAS, OXIDIZING, N.O.S.	3156	2	
Cinnamene, see	2055	3		COMPRESSED GAS, TOXIC, N.O.S.	1955	2	
Cinnamol, see	2055	3		COMPRESSED GAS, TOXIC, CORROSIVE, N.O.S.	3304	2	
				COMPRESSED GAS, TOXIC, FLAMMABLE, N.O.S.	1953	2	
				COMPRESSED GAS, TOXIC, FLAMMABLE, CORROSIVE, N.O.S.	3305	2	
				COMPRESSED GAS, TOXIC, OXIDIZING, N.O.S.	3303	2	

Copyright © United Nations, 2019. All rights reserved

Name and description	UN No.	Class	Remarks	Name and description	UN No.	Class	Remarks
COMPRESSED GAS, TOXIC, OXIDIZING, CORROSIVE, N.O.S.	3306	2		CORROSIVE LIQUID, FLAMMABLE, N.O.S.	2920	8	
CONTRIVANCES, WATER-ACTIVATED with burster, expelling charge or propelling charge	0248 0249	1 1		CORROSIVE LIQUID, OXIDIZING, N.O.S.	3093	8	
COPPER ACETOARSENITE	1585	6.1		CORROSIVE LIQUID, SELF-HEATING, N.O.S.	3301	8	
COPPER ARSENITE	1586	6.1		CORROSIVE LIQUID, TOXIC, N.O.S.	2922	8	
Copper (II) arsenite, see	1586	6.1		CORROSIVE LIQUID, WATER-REACTIVE, N.O.S.	3094	8	
COPPER BASED PESTICIDE, LIQUID, FLAMMABLE, TOXIC, flash-point less than 23 °C	2776	3		CORROSIVE SOLID, N.O.S.	1759	8	
COPPER BASED PESTICIDE, LIQUID, TOXIC	3010	6.1		CORROSIVE SOLID, ACIDIC, INORGANIC, N.O.S.	3260	8	
COPPER BASED PESTICIDE, LIQUID, TOXIC, FLAMMABLE, flash-point not less than 23 °C	3009	6.1		CORROSIVE SOLID, ACIDIC, ORGANIC, N.O.S.	3261	8	
COPPER BASED PESTICIDE, SOLID, TOXIC	2775	6.1		CORROSIVE SOLID, BASIC, INORGANIC, N.O.S.	3262	8	
COPPER CHLORATE	2721	5.1		CORROSIVE SOLID, BASIC, ORGANIC, N.O.S.	3263	8	
Copper (II) chlorate, see	2721	5.1		CORROSIVE SOLID, FLAMMABLE, N.O.S.	2921	8	
COPPER CHLORIDE	2802	8		CORROSIVE SOLID, OXIDIZING, N.O.S.	3084	8	
COPPER CYANIDE	1587	6.1		CORROSIVE SOLID, SELF-HEATING, N.O.S.	3095	8	
Copper selenate, see	2630	6.1		CORROSIVE SOLID, TOXIC, N.O.S.	2923	8	
Copper selenite, see	2630	6.1		CORROSIVE SOLID, WATER-REACTIVE, N.O.S.	3096	8	
COPRA	1363	4.2		COTTON WASTE, OILY	1364	4.2	
CORD, DETONATING, flexible	0065 0289	1 1		COTTON, WET	1365	4.2	
CORD, DETONATING, metal clad	0102 0290	1 1		COUMARIN DERIVATIVE PESTICIDE, LIQUID, FLAMMABLE, TOXIC, flash-point less than 23 °C	3024	3	
CORD, DETONATING, MILD EFFECT, metal clad	0104	1		COUMARIN DERIVATIVE PESTICIDE, LIQUID, TOXIC	3026	6.1	
CORD, IGNITER	0066	1		COUMARIN DERIVATIVE PESTICIDE, LIQUID, TOXIC, FLAMMABLE, flash-point not less than 23 °C	3025	6.1	
Cordite, see	0160 0161	1 1		COUMARIN DERIVATIVE PESTICIDE, SOLID, TOXIC	3027	6.1	
CORROSIVE LIQUID, N.O.S.	1760	8		Creosote, see	2810	6.1	
CORROSIVE LIQUID, ACIDIC, INORGANIC, N.O.S.	3264	8		Creosote salts, see	1334	4.1	
CORROSIVE LIQUID, ACIDIC, ORGANIC, N.O.S.	3265	8					
CORROSIVE LIQUID, BASIC, INORGANIC, N.O.S.	3266	8					
CORROSIVE LIQUID, BASIC, ORGANIC, N.O.S.	3267	8					

Copyright © United Nations, 2019. All rights reserved

Name and description	UN No.	Class	Remarks	Name and description	UN No.	Class	Remarks
CRESOLS, LIQUID	2076	6.1		CYCLOBUTANE	2601	2	
CRESOLS, SOLID	3455	6.1		CYCLOBUTYL CHLOROFORMATE	2744	6.1	
CRESYLIC ACID	2022	6.1		1,5,9-CYCLODODECATRIENE	2518	6.1	
Crocidolite, see	2212	9		CYCLOHEPTANE	2241	3	
CROTONALDEHYDE	1143	6.1		CYCLOHEPTATRIENE	2603	3	
CROTONALDEHYDE, STABILIZED	1143	6.1		1,3,5-Cycloheptatriene, see	2603	3	
CROTONIC ACID, LIQUID	3472	8		CYCLOHEPTENE	2242	3	
CROTONIC ACID, SOLID	2823	8		1,4-Cyclohexadienedione, see	2587	6.1	
Crotonic aldehyde / Crotonic aldehyde, stabilized, see	1143	6.1		CYCLOHEXANE	1145	3	
CROTONYLENE	1144	3		Cyclohexanethiol, see	3054	3	
Crude naphtha, see	1268	3		CYCLOHEXANONE	1915	3	
Cumene, see	1918	3		CYCLOHEXENE	2256	3	
Cupric chlorate, see	2721	5.1		CYCLOHEXENYLTRI-CHLOROSILANE	1762	8	
CUPRIETHYLENEDIAMINE SOLUTION	1761	8		CYCLOHEXYL ACETATE	2243	3	
Cutback bitumen, with a flash-point not greater than 60 °C, see	1999	3		CYCLOHEXYLAMINE	2357	8	
Cutback bitumen, with a flash-point above 60 °C, at or above its flash-point, see	3256	3		CYCLOHEXYL ISOCYANATE	2488	6.1	
Cutback bitumen, at or above 100 °C and below its flash-point, see	3257	9		CYCLOHEXYL MERCAPTAN	3054	3	
CUTTERS, CABLE, EXPLOSIVE	0070	1		CYCLOHEXYLTRI-CHLOROSILANE	1763	8	
CYANIDE SOLUTION, N.O.S.	1935	6.1		CYCLONITE AND CYCLOTETRAMETHYLENE-TETRANITRAMINE MIXTURE, WETTED with not less than 15% water, by mass or DESENSITIZED with not less than 10% phlegmatiser by mass, see	0391	1	
CYANIDES, INORGANIC, SOLID, N.O.S.	1588	6.1		CYCLONITE, DESENSITIZED, see	0483	1	
Cyanides, organic, flammable, toxic, n.o.s., see	3273	3		CYCLONITE, WETTED with not less than 15% water, by mass, see	0072	1	
Cyanides, organic, toxic, n.o.s., see	3276 3439	6.1 6.1		CYCLOOCTADIENES	2520	3	
Cyanides, organic, toxic, flammable, n.o.s., see	3275	6.1		CYCLOOCTADIENE PHOSPHINES, see	2940	4.2	
Cyanoacetonitrile, see	2647	6.1		CYCLOOCTATETRAENE	2358	3	
CYANOGEN	1026	2		CYCLOPENTANE	1146	3	
CYANOGEN BROMIDE	1889	6.1		CYCLOPENTANOL	2244	3	
CYANOGEN CHLORIDE, STABILIZED	1589	2		CYCLOPENTANONE	2245	3	
CYANURIC CHLORIDE	2670	8		CYCLOPENTENE	2246	3	

Copyright © United Nations, 2019. All rights reserved

Name and description	UN No.	Class	Remarks	Name and description	UN No.	Class	Remarks
CYCLOPROPANE	1027	2		Detonating relays, see	0029	1	
					0267	1	
CYCLOTETRAMETHYLENE-TETRANITRAMINE, DESENSITIZED	0484	1			0360	1	
					0361	1	
					0455	1	
					0500	1	
CYCLOTETRAMETHYLENE-TETRANITRAMINE, WETTED with not less than 15% water, by mass	0226	1		DETONATOR ASSEMBLIES, NON-ELECTRIC for blasting	0360	1	
					0361	1	
					0500	1	
CYCLOTRIMETHYLENE-TRINITRAMINE AND CYCLOTETRAMETHYLENE-TETRANITRAMINE MIXTURE, DESENSITIZED with not less than 10% phlegmatizer by mass	0391	1		DETONATORS FOR AMMUNITION	0073	1	
					0364	1	
					0365	1	
					0366	1	
CYCLOTRIMETHYLENE-TRINITRAMINE AND CYCLOTETRAMETHYLENE-TETRANITRAMINE MIXTURE, WETTED with not less than 15% water, by mass	0391	1		DETONATORS, ELECTRIC for blasting	0030	1	
					0255	1	
					0456	1	
CYCLOTRIMETHYLENE-TRINITRAMINE, DESENSITIZED	0483	1		DETONATORS, NON-ELECTRIC for blasting	0029	1	
					0267	1	
					0455	1	
CYCLOTRIMETHYLENE-TRINITRAMINE, WETTED with not less than 15% water, by mass	0072	1		DEUTERIUM, COMPRESSED	1957	2	
				DEVICES, SMALL, HYDROCARBON GAS POWERED with release device	3150	2	
CYMENES	2046	3		DIACETONE ALCOHOL	1148	3	
Cymol, see	2046	3		DIALKYL-(C <sub>12</sub> -C <sub>18</sub> )-DIMETHYL-AMMONIUM and 2-PROPANOL	3175	4.1	
Deanol, see	2051	8		DIALLYLAMINE	2359	3	
DANGEROUS GOODS IN MACHINERY OR DANGEROUS GOODS IN APPARATUS	3363	9		DIALLYL ETHER	2360	3	
DECABORANE	1868	4.1		4,4'-DIAMINODIPHENYL-METHANE	2651	6.1	
DECAHYDRONAPHTHALENE	1147	3		1,2-Diaminoethane, see	1604	8	
Decalin, see	1147	3		Diaminopropylamine, see	2269	8	
n-DECANE	2247	3		DI-n-AMYLAMINE	2841	3	
DEFLAGRATING METAL SALTS OF AROMATIC NITRODERIVATIVES, N.O.S.	0132	1		DIAZODINITROPHENOL, WETTED with not less than 40% water, or mixture of alcohol and water, by mass	0074	1	
Depth charge, see	0056	1		Dibenzopyridine, see	2713	6.1	
DESENSITIZED EXPLOSIVE, LIQUID, N.O.S.	3379	3		DIBENZYLDICHLOROSILANE	2434	8	
DESENSITIZED EXPLOSIVE, SOLID, N.O.S.	3380	4.1		DIBORANE	1911	2	
				1,2-DIBROMOBUTAN-3-ONE	2648	6.1	
				DIBROMOCHLOROPROPANES	2872	6.1	
				1,2-Dibromo-3-chloropropane, see	2872	6.1	
				DIBROMODIFLUOROMETHANE	1941	9	

Copyright © United Nations, 2019. All rights reserved

Name and description	UN No.	Class	Remarks	Name and description	UN No.	Class	Remarks
DIBROMOMETHANE	2664	6.1		Dichlorophenol, see	2020 2021	6.1 6.1	
DI-n-BUTYLAMINE	2248	8		DICHLOROPHENYL ISOCYANATES	2250	6.1	
DIBUTYLAMINOETHANOL	2873	6.1		DICHLOROPHENYLTRI-CHLOROSILANE	1766	8	
2-Dibutylaminoethanol, see	2873	6.1		1,2-DICHLOROPROPANE	1279	3	
N,N-Di-n-butylaminoethanol, see	2873	6.1		1,3-DICHLORO-PROPANOL-2	2750	6.1	
DIBUTYL ETHERS	1149	3		1,3-Dichloro-2-propanone, see	2649	6.1	
DICHLOROACETIC ACID	1764	8		DICHLOROPROPENES	2047	3	
1,3-DICHLOROACETONE	2649	6.1		DICHLOROSILANE	2189	2	
DICHLOROACETYL CHLORIDE	1765	8		1,2-DICHLORO-1,1,2,2-TETRAFLUOROETHANE	1958	2	
DICHLOROANILINES, LIQUID	1590	6.1		Dichloro-s-triazine-2,4,6-trione, see	2465	5.1	
DICHLOROANILINES, SOLID	3442	6.1		1,4-Dicyanobutane, see	2205	6.1	
o-DICHLOROBENZENE	1591	6.1		Dicycloheptadiene, see	2251	3	
2,2'-DICHLORODIETHYL ETHER	1916	6.1		DICYCLOHEXYLAMINE	2565	8	
DICHLORODIFLUORO-METHANE	1028	2		Dicyclohexylamine nitrite, see	2687	4.1	
DICHLORODIFLUORO-METHANE AND 1,1-DIFLUOROETHANE AZEOTROPIC MIXTURE with approximately 74% dichlorodifluoromethane	2602	2		DICYCLOHEXYLAMMONIUM NITRITE	2687	4.1	
Dichlorodifluoromethane and ethylene oxide mixture, see	3070	2		DICYCLOPENTADIENE	2048	3	
DICHLORODIMETHYL ETHER, SYMMETRICAL	2249	6.1	Carriage prohibited	1,2-DI-(DIMETHYLAMINO) ETHANE	2372	3	
1,1-DICHLOROETHANE	2362	3		DIDYMIUM NITRATE	1465	5.1	
1,2-Dichloroethane, see	1184	3		DIESEL FUEL	1202	3	
1,2-DICHLOROETHYLENE	1150	3		1,1-Diethoxyethane, see	1088	3	
Di(2-chloroethyl) ether, see	1916	6.1		1,2-Diethoxyethane, see	1153	3	
DICHLOROFLUOROMETHANE	1029	2		DIETHOXYMETHANE	2373	3	
alpha-Dichlorohydrin, see	2750	6.1		3,3-DIETHOXYPROPENE	2374	3	
DICHLOROISOCYANURIC ACID, DRY	2465	5.1		DIETHYLAMINE	1154	3	
DICHLOROISOCYANURIC ACID SALTS	2465	5.1		2-DIETHYLAMINOETHANOL	2686	8	
DICHLOROISOPROPYL ETHER	2490	6.1		3-DIETHYL-AMINOPROPYLAMINE	2684	3	
DICHLOROMETHANE	1593	6.1		N,N-DIETHYLANILINE	2432	6.1	
1,1-DICHLORO-1-NITROETHANE	2650	6.1		DIETHYLBENZENE	2049	3	
DICHLOROPENTANES	1152	3		Diethylcarbinol, see	1105	3	
				DIETHYL CARBONATE	2366	3	

Copyright © United Nations, 2019. All rights reserved

Name and description	UN No.	Class	Remarks	Name and description	UN No.	Class	Remarks
DIETHYLDICHLOROSILANE	1767	8		DIISOBUTYLAMINE	2361	3	
Diethylenediamine, see	2579	8		DIISOBUTYLENE, ISOMERIC COMPOUNDS	2050	3	
DIETHYLENEGLYCOL DINITRATE, DESENSITIZED with not less than 25% non-volatile, water-insoluble phlegmatizer, by mass	0075	1		alpha-Diisobutylene, see	2050	3	
DIETHYLENETRIAMINE	2079	8		beta-Diisobutylene, see	2050	3	
N,N-Diethylethanolamine, see	2686	3		DIISOBUTYL KETONE	1157	3	
DIETHYL ETHER	1155	3		DIISOCTYL ACID PHOSPHATE	1902	8	
N,N-DIETHYLETHYLENE-DIAMINE	2685	8		DIISOPROPYLAMINE	1158	3	
Di-(2-ethylhexyl) phosphoric acid, see	1902	8		DIISOPROPYL ETHER	1159	3	
DIETHYL KETONE	1156	3		DIKETENE, STABILIZED	2521	6.1	
DIETHYL SULPHATE	1594	6.1		1,1-DIMETHOXYETHANE	2377	3	
DIETHYL SULPHIDE	2375	3		1,2-DIMETHOXYETHANE	2252	3	
DIETHYLTHIOPHOSPHORYL CHLORIDE	2751	8		Dimethoxystrychnine, see	1570	6.1	
Diethylzinc, see	3394	4.2		DIMETHYLAMINE, ANHYDROUS	1032	2	
2,4-Difluoroaniline, see	2941	6.1		DIMETHYLAMINE AQUEOUS SOLUTION	1160	3	
Difluorochloroethane, see	2517	2		2-DIMETHYLAMINO-ACETONITRILE	2378	3	
1,1-DIFLUOROETHANE	1030	2		2-DIMETHYLAMINOETHANOL	2051	8	
1,1-DIFLUOROETHYLENE	1959	2		2-DIMETHYLAMINOETHYL ACRYLATE, STABILIZED	3302	6.1	
DIFLUOROMETHANE	3252	2		2-DIMETHYLAMINOETHYL METHACRYLATE	2522	6.1	
Difluoromethane, pentafluoroethane, and 1,1,1,2-tetrafluoroethane zeotropic mixture with approximately 10% difluoromethane and 70% pentafluoroethane, see	3339	2		N,N-DIMETHYLANILINE	2253	6.1	
Difluoromethane, pentafluoroethane, and 1,1,1,2-tetrafluoroethane zeotropic mixture with approximately 20% difluoromethane and 40% pentafluoroethane, see	3338	2		Dimethylarsenic acid, see	1572	6.1	
Difluoromethane, pentafluoroethane, and 1,1,1,2-tetrafluoroethane zeotropic mixture with approximately 23% difluoromethane and 25% pentafluoroethane, see	3340	2		N,N-Dimethylbenzylamine, see	2619	8	
DIFLUOROPHOSPHORIC ACID, ANHYDROUS	1768	8		2,3-DIMETHYLBUTANE	2457	3	
2,3-DIHYDROPYRAN	2376	3		1,3-DIMETHYLBUTYLAMINE	2379	3	
				DIMETHYLCARBAMOYL CHLORIDE	2262	8	
				DIMETHYL CARBONATE	1161	3	
				DIMETHYLCYCLOHEXANES	2263	3	
				N,N-DIMETHYLCYCLO-HEXYLAMINE	2264	8	
				DIMETHYLDICHLOROSILANE	1162	3	
				DIMETHYLDIETHOXYSILANE	2380	3	
				DIMETHYLDIOXANES	2707	3	

Copyright © United Nations, 2019. All rights reserved

Name and description	UN No.	Class	Remarks	Name and description	UN No.	Class	Remarks
DIMETHYL DISULPHIDE	2381	3		DINITRORESORCINOL, WETTED with not less than 15% water, by mass	1322	4.1	
Dimethylethanolamine, see	2051	8					
DIMETHYL ETHER	1033	2		DINITROSOBENZENE	0406	1	
N,N-DIMETHYLFORMAMIDE	2265	3		Dinitrotoluene mixed with sodium chlorate, see	0083	1	
DIMETHYLHYDRAZINE, SYMMETRICAL	2382	6.1		DINITROTOLUENES, LIQUID	2038	6.1	
DIMETHYLHYDRAZINE, UNSYMMETRICAL	1163	6.1		DINITROTOLUENES, MOLTEN	1600	6.1	
1,1-Dimethylhydrazine, see	1163	6.1		DINITROTOLUENES, SOLID	3454	6.1	
N,N-Dimethyl-4-nitrosoaniline, see	1369	4.2		DIOXANE	1165	3	
2,2-DIMETHYLPROPANE	2044	2		DIOXOLANE	1166	3	
DIMETHYL-N-PROPYLAMINE	2266	3		DIPENTENE	2052	3	
DIMETHYL SULPHATE	1595	6.1		DIPHENYLAMINE CHLOROARSINE	1698	6.1	
DIMETHYL SULPHIDE	1164	3		DIPHENYLCHLOROARSINE, LIQUID	1699	6.1	
DIMETHYL THIOPHOSPHORYL CHLORIDE	2267	6.1		DIPHENYLCHLOROARSINE, SOLID	3450	6.1	
Dimethylzinc, see	3394	4.2		DIPHENYLDICHLOROSILANE	1769	8	
DINGU, see	0489	1		DIPHENYLMETHANE-4, 4'-DIISOCYANATE	9004	9	Dangerous in tank vessels only
DINITROANILINES	1596	6.1					
DINITROBENZENES, LIQUID	1597	6.1		DIPHENYLMETHYL BROMIDE	1770	8	
DINITROBENZENES, SOLID	3443	6.1		DIPICRYLAMINE, see	0079	1	
Dinitrochlorobenzene, see	1577	6.1		DIPICRYL SULPHIDE, dry or wetted with less than 10% water, by mass	0401	1	
	3441	6.1					
DINITRO-o-CRESOL	1598	6.1					
DINITROGEN TETROXIDE	1067	2		DIPICRYL SULPHIDE, WETTED with not less than 10% water, by mass	2852	4.1	
DINITROGLYCOURIL	0489	1		DIPROPYLAMINE	2383	3	
DINITROPHENOL, dry or wetted with less than 15% water, by mass	0076	1		Dipropylene triamine, see	2269	8	
DINITROPHENOL SOLUTION	1599	6.1		DI-n-PROPYL ETHER	2384	3	
DINITROPHENOL, WETTED with not less than 15% water, by mass	1320	4.1		DIPROPYL KETONE	2710	3	
DINITROPHENOLATES, alkali metals, dry or wetted with less than 15% water, by mass	0077	1		DISINFECTANT, LIQUID, CORROSIVE, N.O.S.	1903	8	
DINITROPHENOLATES, WETTED with not less than 15% water, by mass	1321	4.1		DISINFECTANT, LIQUID, TOXIC, N.O.S.	3142	6.1	
DINITRORESORCINOL, dry or wetted with less than 15% water, by mass	0078	1		DISINFECTANT, SOLID, TOXIC, N.O.S.	1601	6.1	
				DISODIUM TRIOXOSILICATE	3253	8	



Copyright © United Nations, 2019. All rights reserved

Name and description	UN No.	Class	Remarks	Name and description	UN No.	Class	Remarks
DIVINYL ETHER, STABILIZED	1167	3		Empty IBC, uncleaned			See 4.1.1.11 of ADR, 5.1.3 and 5.4.1.1.6
DODECYLTRICHLOROSILANE	1771	8					
Dry ice, see	1845	9	Not subject to ADN	Empty large packaging, uncleaned			See 4.1.1.11 of ADR, 5.1.3 and 5.4.1.1.6
DYE INTERMEDIATE, LIQUID, CORROSIVE, N.O.S.	2801	8					
DYE INTERMEDIATE, LIQUID, TOXIC, N.O.S.	1602	6.1		Empty MEGC, uncleaned			See 4.3.2.4 of ADR, 5.1.3 and 5.4.1.1.6
DYE INTERMEDIATE, SOLID, CORROSIVE, N.O.S.	3147	8					
DYE INTERMEDIATE, SOLID, TOXIC, N.O.S.	3143	6.1		Empty packaging, uncleaned			See 4.1.1.11 of ADR, 5.1.3 and 5.4.1.1.6
DYE, LIQUID, CORROSIVE, N.O.S.	2801	8					
DYE, LIQUID, TOXIC, N.O.S.	1602	6.1					
DYE, SOLID, CORROSIVE, N.O.S.	3147	8		Empty receptacle, uncleaned			See 5.1.3 and 5.4.1.1.6
DYE, SOLID, TOXIC, N.O.S.	3143	6.1					
Dynamite, see	0081	1		Empty tank, uncleaned			See 4.3.2.4 of ADR, 5.1.3 and 5.4.1.1.6
Electric storage batteries, see	2794	8					
	2795	8					
	2800	8					
	3028	8		Empty vehicle, uncleaned			See 5.1.3 and 5.4.1.1.6
Electrolyte (acid or alkaline) for batteries, see	2796	8					
	2797	8					
ELEVATED TEMPERATURE LIQUID, N.O.S., at or above 100 °C and below its flash-point (including molten metals, molten salts, etc.)	3257	9		Enamel, see	1263	3	
					3066	8	
					3469	3	
					3470	8	
ELEVATED TEMPERATURE LIQUID, FLAMMABLE, N.O.S. with flash-point above 60 °C, at or above its flash-point and below 100°C	3256	3		ENGINE, FUEL CELL, FLAMMABLE GAS POWERED	3529	2.1	
				ENGINE, FUEL CELL, FLAMMABLE LIQUID POWERED	3528	3	
ELEVATED TEMPERATURE LIQUID, FLAMMABLE, N.O.S. with flash-point above 60 °C, at or above its flash-point and at or above 100°C	3256	3		ENGINE, INTERNAL COMBUSTION	3530	9	
				ENGINE, INTERNAL COMBUSTION, FLAMMABLE GAS POWERED	3529	2.1	
ELEVATED TEMPERATURE SOLID, N.O.S., at or above 240 °C	3258	9		ENGINE, INTERNAL COMBUSTION, FLAMMABLE LIQUID POWERED	3528	3	
Empty battery-vehicle, uncleaned			See 4.3.2.4 of ADR, 5.1.3 and 5.4.1.1.6	Engines, rocket, see	0250	1	
					0322	1	
				ENVIRONMENTALLY HAZARDOUS SUBSTANCE, LIQUID, N.O.S.	3082	9	

Copyright © United Nations, 2019. All rights reserved

Name and description	UN No.	Class	Remarks	Name and description	UN No.	Class	Remarks
ENVIRONMENTALLY HAZARDOUS SUBSTANCE, SOLID, N.O.S.	3077	9		ETHYLAMINE, AQUEOUS SOLUTION with not less than 50% but not more than 70% ethylamine	2270	3	
EPIBROMOHYDRIN	2558	6.1		ETHYL AMYL KETONE	2271	3	
EPICHLOROHYDRIN	2023	6.1		N-ETHYLANILINE	2272	6.1	
1,2-Epoxybutane, stabilized, see	3022	3		2-ETHYLANILINE	2273	6.1	
Epoxyethane, see	1040	2		ETHYLBENZENE	1175	3	
1,2-EPOXY-3-ETHOXYPROPANE	2752	3		N-ETHYL-N-BENZYLANILINE	2274	6.1	
2,3-Epoxy-1-propanal, see	2622	3		N-ETHYLBENZYL TOLUIDINES, LIQUID	2753	6.1	
2,3-Epoxypropyl ethyl ether, see	2752	3		N-ETHYLBENZYL TOLUIDINES, SOLID	3460	6.1	
ESTERS, N.O.S.	3272	3		ETHYL BORATE	1176	3	
Ethanal, see	1089	3		ETHYL BROMIDE	1891	6.1	
ETHANE	1035	2		ETHYL BROMOACETATE	1603	6.1	
ETHANE, REFRIGERATED LIQUID	1961	2		2-ETHYLBUTANOL	2275	3	
Ethanethiol, see	2363	3		2-ETHYLBUTYL ACETATE	1177	3	
ETHANOL	1170	3		ETHYL BUTYL ETHER	1179	3	
ETHANOL AND GASOLINE MIXTURE or ETHANOL AND MOTOR SPIRIT MIXTURE or ETHANOL AND PETROL MIXTURE, with more than 10% ethanol	3475	3		2-ETHYLBUTYRALDEHYDE	1178	3	
ETHANOL SOLUTION	1170	3		ETHYL BUTYRATE	1180	3	
ETHANOLAMINE	2491	8		ETHYL CHLORIDE	1037	2	
ETHANOLAMINE SOLUTION	2491	8		ETHYL CHLOROACETATE	1181	6.1	
Ether, see	1155	3		Ethyl chlorocarbonate, see	1182	6.1	
ETHERS, N.O.S.	3271	3		ETHYL CHLOROFORMATE	1182	6.1	
2-Ethoxyethanol, see	1171	3		ETHYL 2-CHLOROPROPIONATE	2935	3	
2-Ethoxyethyl acetate, see	1172	3		Ethyl- $\alpha$ -chloropropionate, see	2935	3	
Ethoxy propane-1, see	2615	3		ETHYL CHLOROTHIOFORMATE	2826	8	
ETHYL ACETATE	1173	3		ETHYL CROTONATE	1862	3	
ETHYLACETYLENE, STABILIZED	2452	2		ETHYLDICHLOROARSINE	1892	6.1	
ETHYL ACRYLATE, STABILIZED	1917	3		ETHYLDICHLOROSILANE	1183	4.3	
ETHYL ALCOHOL, see	1170	3		ETHYLENE, ACETYLENE AND PROPYLENE MIXTURE, REFRIGERATED LIQUID containing at least 71.5% ethylene with not more than 22.5% acetylene and not more than 6% propylene	3138	2	
ETHYL ALCOHOL SOLUTION, see	1170	3		ETHYLENE CHLOROHYDRIN	1135	6.1	
ETHYLAMINE	1036	2		ETHYLENE	1962	2	

Copyright © United Nations, 2019. All rights reserved

Name and description	UN No.	Class	Remarks	Name and description	UN No.	Class	Remarks
ETHYLENEDIAMINE	1604	8		ETHYLENE OXIDE WITH NITROGEN up to a total pressure of 1 MPa (10 bar) at 50 °C	1040	2	
ETHYLENE DIBROMIDE	1605	6.1					
Ethylene dibromide and methyl bromide, liquid mixture, see	1647	6.1		ETHYLENE, REFRIGERATED LIQUID	1038	2	
ETHYLENE DICHLORIDE	1184	3		ETHYL ETHER, see	1155	3	
ETHYLENE GLYCOL DIETHYL ETHER	1153	3		ETHYL FLUORIDE	2453	2	
ETHYLENE GLYCOL MONOETHYL ETHER	1171	3		ETHYL FORMATE	1190	3	
ETHYLENE GLYCOL MONOETHYL ETHER ACETATE	1172	3		2-ETHYLHEXYLAMINE	2276	3	
ETHYLENE GLYCOL MONOMETHYL ETHER	1188	3		2-ETHYLHEXYL CHLOROFORMATE	2748	6.1	
ETHYLENE GLYCOL MONOMETHYL ETHER ACETATE	1189	3		Ethylidene chloride, see	2362	3	
ETHYLENEIMINE, STABILIZED	1185	6.1		ETHYL ISOBUTYRATE	2385	3	
ETHYLENE OXIDE	1040	2		ETHYL ISOCYANATE	2481	6.1	
ETHYLENE OXIDE AND CARBON DIOXIDE MIXTURE with more than 87% ethylene oxide	3300	2		ETHYL LACTATE	1192	3	
ETHYLENE OXIDE AND CARBON DIOXIDE MIXTURE with more than 9% but not more than 87% ethylene oxide	1041	2		ETHYL MERCAPTAN	2363	3	
ETHYLENE OXIDE AND CARBON DIOXIDE MIXTURE with not more than 9% ethylene oxide	1952	2		ETHYL METHACRYLATE, STABILIZED	2277	3	
ETHYLENE OXIDE AND CHLOROTETRAFLUOROETHANE MIXTURE with not more than 8.8% ethylene oxide	3297	2		ETHYL METHYL ETHER	1039	2	
ETHYLENE OXIDE AND DICHLORODIFLUOROMETHANE MIXTURE with not more than 12.5% ethylene oxide	3070	2		ETHYL METHYL KETONE	1193	3	
ETHYLENE OXIDE AND PENTAFLUOROETHANE MIXTURE with not more than 7.9% ethylene oxide	3298	2		ETHYL NITRITE SOLUTION	1194	3	
ETHYLENE OXIDE AND PROPYLENE OXIDE MIXTURE, not more than 30% ethylene oxide	2983	3		ETHYL ORTHOFORMATE	2524	3	
ETHYLENE OXIDE AND TETRAFLUOROETHANE MIXTURE with not more than 5.6% ethylene oxide	3299	2		ETHYL OXALATE	2525	6.1	
				ETHYLPHENYL-DICHLOROSILANE	2435	8	
				1-ETHYLPIPERIDINE	2386	3	
				ETHYL PROPIONATE	1195	3	
				ETHYL PROPYL ETHER	2615	3	
				Ethyl silicate, see	1292	3	
				Ethyl sulphate, see	1594	6.1	
				N-ETHYLTOLUIDINES	2754	6.1	
				ETHYLTRICHLOROSILANE	1196	3	
				EXPLOSIVE, BLASTING, TYPE A	0081	1	
				EXPLOSIVE, BLASTING, TYPE B	0082	1	
				EXPLOSIVE, BLASTING, TYPE C	0331	1	
					0083	1	

Copyright © United Nations, 2019. All rights reserved

Name and description	UN No.	Class	Remarks	Name and description	UN No.	Class	Remarks
EXPLOSIVE, BLASTING, TYPE D	0084	1		FERTILIZER AMMONIATING SOLUTION with free ammonia	1043	2	
EXPLOSIVE, BLASTING, TYPE E	0241 0332	1 1		Fertilizer with ammonium nitrate, n.o.s., see	2067	5.1	
Explosives, emulsion, see	0241 0332	1 1		Fibres, animal, burnt, wet or damp	1372	4.2	Not subject to ADN
Explosive, seismic, see	0081 0082 0083 0331	1 1 1 1		FIBRES, ANIMAL, N.O.S. with oil	1373	4.2	
				FIBRES IMPREGNATED WITH WEAKLY NITRATED NITROCELLULOSE, N.O.S.	1353	4.1	
Explosive, slurry, see	0241 0332	1 1		FIBRES, SYNTHETIC, N.O.S. with oil	1373	4.2	
Explosive, water gel, see	0241 0332	1 1		Fibres, vegetable, burnt, wet or damp	1372	4.2	Not subject to ADN
EXTRACTS, AROMATIC, LIQUID	1169	3					
EXTRACTS, FLAVOURING, LIQUID	1197	3		Fibres, vegetable, dry	3360	4.1	Not subject to ADN
FABRICS, ANIMAL, N.O.S. with oil	1373	4.2		FIBRES, VEGETABLE, N.O.S. with oil	1373	4.2	
FABRICS IMPREGNATED WITH WEAKLY NITRATED NITROCELLULOSE, N.O.S.	1353	4.1		Filler, liquid, see	1263 3066 3469 3470	3 8 3 8	
FABRICS, SYNTHETIC, N.O.S. with oil	1373	4.2		Films, nitrocellulose base, from which gelatin has been removed; film scrap, see	2002	4.2	
FABRICS, VEGETABLE, N.O.S. with oil	1373	4.2		FILMS, NITROCELLULOSE BASE, gelatin coated, except scrap	1324	4.1	
FERRIC ARSENATE	1606	6.1		FIRE EXTINGUISHER CHARGES, corrosive liquid	1774	8	
FERRIC ARSENITE	1607	6.1		Fire extinguisher charges, expelling, explosive, see	0275 0276 0323 0381	1 1 1 1	
FERRIC CHLORIDE, ANHYDROUS	1773	8					
FERRIC CHLORIDE SOLUTION	2582	8		FIRE EXTINGUISHERS with compressed or liquefied gas	1044	2	
FERRIC NITRATE	1466	5.1		FIRELIGHTERS, SOLID with flammable liquid	2623	4.1	
FERROCERIUM	1323	4.1		FIREWORKS	0333 0334 0335 0336 0337	1 1 1 1 1	See 2.2.1.1.7
FERROSILICON with 30% or more but less than 90% silicon	1408	4.3		FIRST AID KIT	3316	9	
FERROUS ARSENATE	1608	6.1		FISH MEAL, STABILIZED	2216	9	
FERROUS METAL BORINGS in a form liable to self-heating	2793	4.2		FISH MEAL, UNSTABILIZED	1374	4.2	
FERROUS METAL CUTTINGS in a form liable to self-heating	2793	4.2					
FERROUS METAL SHAVINGS in a form liable to self-heating	2793	4.2					
FERROUS METAL TURNINGS in a form liable to self-heating	2793	4.2					

Copyright © United Nations, 2019. All rights reserved

Name and description	UN No.	Class	Remarks	Name and description	UN No.	Class	Remarks
FISH SCRAP, STABILIZED, see	2216	9		Flue dusts, toxic, see	1562	6.1	
FISH SCRAP, UNSTABILIZED, see	1374	4.2		Fluoric acid, see	1790	8	
Flammable gas in lighters, see	1057	2		FLUORINE, COMPRESSED	1045	2	
FLAMMABLE LIQUID, N.O.S.	1993	3		FLUOROACETIC ACID	2642	6.1	
FLAMMABLE LIQUID, CORROSIVE, N.O.S.	2924	3		FLUOROANILINES	2941	6.1	
FLAMMABLE LIQUID, TOXIC, N.O.S.	1992	3		2-Fluoroaniline, see	2941	6.1	
FLAMMABLE LIQUID, TOXIC, CORROSIVE, N.O.S.	3286	3		4-Fluoroaniline, see	2941	6.1	
FLAMMABLE SOLID, CORROSIVE, INORGANIC, N.O.S.	3180	4.1		o-Fluoroaniline, see	2941	6.1	
FLAMMABLE SOLID, CORROSIVE, ORGANIC, N.O.S.	2925	4.1		p-Fluoroaniline, see	2941	6.1	
FLAMMABLE SOLID, INORGANIC, N.O.S.	3178	4.1		FLUOROBENZENE	2387	3	
FLAMMABLE SOLID, ORGANIC, N.O.S.	1325	4.1		FLUOROBORIC ACID	1775	8	
FLAMMABLE SOLID, ORGANIC, MOLTEN, N.O.S.	3176	4.1		Fluoroethane, see	2453	2	
FLAMMABLE SOLID, OXIDIZING, N.O.S.	3097	4.1	Carriage prohibited	Fluoroform, see	1984	2	
FLAMMABLE SOLID, TOXIC, INORGANIC, N.O.S.	3179	4.1		Fluoromethane, see	2454	2	
FLAMMABLE SOLID, TOXIC, ORGANIC, N.O.S.	2926	4.1		FLUOROPHOSPHORIC ACID, ANHYDROUS	1776	8	
FLARES, AERIAL	0093	1		FLUOROSILICATES, N.O.S.	2856	6.1	
	0403	1		FLUOROSILICIC ACID	1778	8	
	0404	1		FLUOROSULPHONIC ACID	1777	8	
	0420	1		FLUOROTOLUENES	2388	3	
	0421	1		FORMALDEHYDE SOLUTION with not less than 25% formaldehyde	2209	8	
Flares, aeroplane, see	0093	1		FORMALDEHYDE SOLUTION, FLAMMABLE	1198	3	
	0403	1		Formalin, see	1198	3	
	0404	1			2209	8	
	0420	1		Formamidine sulphinic acid, see	3341	4.2	
	0421	1		FORMIC ACID with more than 85% acid by mass	1779	8	
Flares, highway,	0191	1		FORMIC ACID with not more than 85% acid by mass	3412	8	
Flares, distress, small,	0373	1		Formic aldehyde, see	1198	3	
Flares, railway or highway, see					2209	8	
FLARES, SURFACE	0092	1		2-Formyl-3,4-dihydro-2H-pyran, see	2607	3	
	0418	1		FRACTURING DEVICES, EXPLOSIVE without detonator, for oil wells	0099	1	
Flares, water-activated, see	0248	1					
	0249	1		FUEL, AVIATION, TURBINE ENGINE	1863	3	
FLASH POWDER	0094	1					
	0305	1					

Copyright © United Nations, 2019. All rights reserved

Name and description	UN No.	Class	Remarks	Name and description	UN No.	Class	Remarks
FUEL CELL CARTRIDGES	3478	2		FUZES, IGNITING	0316	1	
	3479	2			0317	1	
	3473	3			0368	1	
	3476	4.3					
	3477	8		GALLIUM	2803	8	
FUEL CELL CARTRIDGES CONTAINED IN EQUIPMENT	3478	2		GAS CARTRIDGES without a release device, non-refillable, see	2037	2	
	3479	2					
	3473	3		Gas drips, hydrocarbon, see	3295	3	
	3476	4.3		GAS OIL	1202	3	
	3477	8					
FUEL CELL CARTRIDGES PACKED WITH EQUIPMENT	3478	2		GASOLINE	1203	3	
	3479	2					
	3473	3		Gasoline and ethanol mixture, with more than 10% ethanol, see	3475	3	
	3476	4.3					
	3477	8					
Fumaroyl dichloride, see	1780	3		Gasoline, casinghead, see	1203	3	
FUMARYL CHLORIDE	1780	8		GAS, REFRIGERATED LIQUID, N.O.S.	3158	2	
FUMIGATED CARGO TRANSPORT UNIT	3359	9		GAS, REFRIGERATED LIQUID, FLAMMABLE, N.O.S.	3312	2	
FURALDEHYDES	1199	6.1		GAS, REFRIGERATED LIQUID, OXIDIZING, N.O.S.	3311	2	
FURAN	2389	3					
FURFURYL ALCOHOL	2874	6.1		GAS SAMPLE, NON- PRESSURIZED, FLAMMABLE, N.O.S., not refrigerated liquid	3167	2	
FURFURYLAMINE	2526	3					
Furyl carbinol, see	2874	6.1		GAS SAMPLE, NON- PRESSURIZED, TOXIC, N.O.S., not refrigerated liquid	3169	2	
FUSE, DETONATING, metal clad	0102	1					
	0290	1		GAS SAMPLE, NON- PRESSURIZED, TOXIC, FLAMMABLE, N.O.S., not refrigerated liquid	3168	2	
FUSE, DETONATING, MILD EFFECT, metal clad	0104	1					
FUSE, IGNITER, tubular, metal clad	0103	1		Gelatin, blasting, see	0081	1	
FUSE, NON-DETONATING	0101	1		Gelatin, dynamites, see	0081	1	
FUSEL OIL	1201	3		GENETICALLY MODIFIED MICROORGANISMS	3245	9	
FUSE, SAFETY	0105	1					
Fuze, combination, percussion or time, see	0106	1		GENETICALLY MODIFIED ORGANISMS	3245	9	
	0107	1					
	0257	1		GERMANE	2192	2	
	0316	1					
	0317	1		GERMANE, ADSORBED	3523	2	
	0367	1					
	0368	1		Germanium hydride, see	2192	2	
FUZES, DETONATING	0106	1					
	0107	1		Glycer-1,3-dichlorohydrin, see	2750	6.1	
	0257	1					
	0367	1		GLYCEROL alpha- MONOCHLOROHYDRIN	2689	6.1	
FUZES, DETONATING with protective features	0408	1					
	0409	1		Glyceryl trinitrate, see	0143	1	
	0410	1			0144	1	
					1204	3	
					3064	3	

Copyright © United Nations, 2019. All rights reserved

Name and description	UN No.	Class	Remarks	Name and description	UN No.	Class	Remarks
GLYCIDALDEHYDE	2622	3		HELIUM, REFRIGERATED LIQUID	1963	2	
GRENADDES, hand or rifle, with bursting charge	0284	1		HEPTAFLUOROPROPANE	3296	2	
	0285	1		n-HEPTALDEHYDE	3056	3	
	0292	1					
	0293	1		n-Heptanal, see	3056	3	
Grenades, illuminating, see	0171	1		HEPTANES	1206	3	
	0254	1					
	0297	1		4-Heptanone, see	2710	3	
GRENADDES, PRACTICE, hand or rifle	0110	1		n-HEPTENE	2278	3	
	0318	1		HEXACHLOROACETONE	2661	6.1	
	0372	1		HEXACHLOROBENZENE	2729	6.1	
	0452	1		HEXACHLOROBUTADIENE	2279	6.1	
Grenades, smoke, see	0015	1		Hexachloro-1,3-butadiene, see	2279	6.1	
	0016	1		HEXACHLOROCYCLO-PENTADIENE	2646	6.1	
	0245	1		HEXACHLOROPHENE	2875	6.1	
	0246	1		Hexachloro-2-propanone, see	2661	6.1	
	0303	1		HEXADECYLTRICHLORO-SILANE	1781	8	
GUANIDINE NITRATE	1467	5.1		HEXADIENES	2458	3	
GUANYLNITROSAMINO-GUANYLIDENE HYDRAZINE, WETTED with not less than 30% water, by mass	0113	1		HEXAETHYL TETRAPHOSPHATE	1611	6.1	
GUANYLNITROSAMINO-GUANYLTETRAZENE, WETTED with not less than 30% water, or mixture of alcohol and water, by mass	0114	1		HEXAETHYL TETRAPHOSPHATE AND COMPRESSED GAS MIXTURE	1612	2	
GUNPOWDER, COMPRESSED, see	0028	1		HEXAFLUOROACETONE	2420	2	
GUNPOWDER, granular or as a meal, see	0027	1		HEXAFLUOROACETONE HYDRATE, LIQUID	2552	6.1	
GUNPOWDER, IN PELLETS, see	0028	1		HEXAFLUOROACETONE HYDRATE, SOLID	3436	6.1	
Gutta percha solution, see	1287	3		HEXAFLUOROETHANE	2193	2	
HAFNIUM POWDER, DRY	2545	4.2		HEXAFLUOROPHOSPHORIC ACID	1782	8	
HAFNIUM POWDER, WETTED with not less than 25% water	1326	4.1		HEXAFLUOROPROPYLENE	1858	2	
HALOGENATED MONOMETHYLDIPHENYL-METHANES, LIQUID	3151	9		Hexahydroresol, see	2617	3	
HALOGENATED MONOMETHYLDIPHENYL-METHANES, SOLID	3152	9		Hexahydromethyl phenol, see	2617	3	
Hay	1327	4.1	Not subject to ADN	HEXALDEHYDE	1207	3	
HEATING OIL, LIGHT	1202	3		HEXAMETHYLENEDIAMINE, SOLID	2280	8	
Heavy hydrogen, see	1957	2					
HELIUM, COMPRESSED	1046	2					

Copyright © United Nations, 2019. All rights reserved

Name and description	UN No.	Class	Remarks	Name and description	UN No.	Class	Remarks
HEXAMETHYLENEDIAMINE SOLUTION	1783	8		HYDRAZINE AQUEOUS SOLUTION, FLAMMABLE with more than 37% hydrazine, by mass	3484	8	
HEXAMETHYLENE DIISOCYANATE	2281	6.1		Hydrides, metal, water-reactive, n.o.s., see	1409	4.3	
HEXAMETHYLENEIMINE	2493	3		Hydriodic acid, anhydrous, see	2197	2	
HEXAMETHYLENETETRAMINE	1328	4.1		HYDRIODIC ACID	1787	8	
Hexamine, see	1328	4.1		HYDROBROMIC ACID	1788	8	
HEXANES	1208	3		HYDROCARBON GAS MIXTURE, COMPRESSED, N.O.S.	1964	2	
HEXANITRODIPHENYLAMINE	0079	1		HYDROCARBON GAS MIXTURE, LIQUEFIED, N.O.S. such as mixtures A, A01, A02, A0, A1, B1, B2, B or C	1965	2	
HEXANITROSTILBENE	0392	1		HYDROCARBON GAS REFILLS FOR SMALL DEVICES with release device	3150	2	
Hexanoic acid, see	2829	8		HYDROCARBONS, LIQUID, N.O.S.	3295	3	
HEXANOLS	2282	3		HYDROCHLORIC ACID	1789	8	
1-HEXENE	2370	3		HYDROCYANIC ACID, AQUEOUS SOLUTION with not more than 20% hydrogen cyanide	1613	6.1	
HEXOGEN AND CYCLOTETRAMETHYLENE-TETRANITRAMINE MIXTURE, WETTED with not less than 15% water, by mass or DESENSITIZED with not less than 10% phlegmatizer by mass, see	0391	1		HYDROFLUORIC ACID with more than 60% but not more than 85% hydrogen fluoride	1790	8	
HEXOGEN, DESENSITIZED, see	0483	1		HYDROFLUORIC ACID with more than 85% hydrogen fluoride	1790	8	
HEXOGEN, WETTED with not less than 15% water, by mass, see	0072	1		HYDROFLUORIC ACID with not more than 60% hydrogen fluoride	1790	8	
HEXOLITE, dry or wetted with less than 15% water, by mass	0118	1		HYDROFLUORIC ACID AND SULPHURIC ACID MIXTURE	1786	8	
HEXOTOL, dry or wetted with less than 15% water, by mass, see	0118	1		Hydrofluoroboric acid, see	1775	8	
HEXOTONAL	0393	1		Hydrofluorosilicic acid, see	1778	8	
HEXOTONAL, cast, see	0393	1		HYDROGEN AND METHANE MIXTURE, COMPRESSED	2034	2	
HEXYL, see	0079	1		Hydrogen arsenide, see	2188	2	
HEXYLTRICHLOROSILANE	1784	8		HYDROGEN BROMIDE, ANHYDROUS	1048	2	
HMX, see	0391	1		Hydrogen bromide solution, see	1788	8	
HMX, DESENSITIZED, see	0484	1		HYDROGEN CHLORIDE, ANHYDROUS	1050	2	
HMX, WETTED with not less than 15% water, by mass, see	0226	1		HYDROGEN CHLORIDE, REFRIGERATED LIQUID	2186	2	Carriage prohibited
HYDRAZINE, ANHYDROUS	2029	8					
HYDRAZINE AQUEOUS SOLUTION, with more than 37% hydrazine by mass	2030	8					
HYDRAZINE, AQUEOUS SOLUTION with not more than 37% hydrazine, by mass	3293	6.1					



Copyright © United Nations, 2019. All rights reserved

Name and description	UN No.	Class	Remarks	Name and description	UN No.	Class	Remarks
HYDROGEN, COMPRESSED	1049	2		HYDROGEN PEROXIDE, AQUEOUS SOLUTION, STABILIZED with more than 60% hydrogen peroxide and not more than 70% hydrogen peroxide	2015	5.1	
HYDROGEN CYANIDE, AQUEOUS SOLUTION with not more than 20% hydrogen cyanide, see	1613	6.1		HYDROGEN PEROXIDE, AQUEOUS SOLUTION, STABILIZED with more than 70% hydrogen peroxide	2015	5.1	
HYDROGEN CYANIDE, SOLUTION IN ALCOHOL with not more than 45% hydrogen cyanide	3294	6.1		HYDROGEN, REFRIGERATED LIQUID	1966	2	
HYDROGEN CYANIDE, STABILIZED containing less than 3% water	1051	6.1		HYDROGEN SELENIDE, ADSORBED	3526	2	
HYDROGEN CYANIDE, STABILIZED, containing less than 3% water and absorbed in a porous inert material	1614	6.1		HYDROGEN SELENIDE, ANHYDROUS	2202	2	
HYDROGENDIFLUORIDES, SOLID, N.O.S.	1740	8		Hydrogen silicide, see	2203	2	
HYDROGENDIFLUORIDES SOLUTION, N.O.S.	3471	8		HYDROGEN SULPHIDE	1053	2	
HYDROGEN FLUORIDE, ANHYDROUS	1052	8		Hydroselenic acid, see	2202	2	
Hydrogen fluoride solution, see	1790	8		Hydrosilicofluoric acid, see	1778	8	
HYDROGEN IN A METAL HYDRIDE STORAGE SYSTEM	3468	2		1-HYDROXYBENZOTRIAZOLE, ANHYDROUS, dry or wetted with less than 20% water, by mass	0508	1	
HYDROGEN IN A METAL HYDRIDE STORAGE SYSTEM CONTAINED IN EQUIPMENT	3468	2		1-HYDROXYBENZOTRIAZOLE MONOHYDRATE	3474	4.1	
HYDROGEN IN A METAL HYDRIDE STORAGE SYSTEM PACKED WITH EQUIPMENT	3468	2		3-Hydroxybutan-2-one, see	2621	3	
HYDROGEN IODIDE, ANHYDROUS	2197	2		HYDROXYLAMINE SULPHATE	2865	8	
Hydrogen iodide solution, see	1787	8		1-Hydroxy-3-methyl-2-penten-4-yne, see	2705	8	
HYDROGEN PEROXIDE AND PEROXYACETIC ACID MIXTURE with acid(s), water and not more than 5% peroxyacetic acid, STABILIZED	3149	5.1		3-Hydroxyphenol, see	2876	6.1	
HYDROGEN PEROXIDE, AQUEOUS SOLUTION with not less than 8% but less than 20% hydrogen peroxide (stabilized as necessary)	2984	5.1		HYPOCHLORITES, INORGANIC, N.O.S.	3212	5.1	
HYDROGEN PEROXIDE, AQUEOUS SOLUTION with not less than 20% but not more than 60% hydrogen peroxide (stabilized as necessary)	2014	5.1		HYPOCHLORITE SOLUTION	1791	8	
				IGNITERS	0121	1	
					0314	1	
					0315	1	
					0325	1	
					0454	1	
				3,3'-IMINODIPROPYLAMINE	2269	8	
				India rubber, see	1287	3	
				INFECTIOUS SUBSTANCE, AFFECTING ANIMALS only	2900	6.2	
				INFECTIOUS SUBSTANCE, AFFECTING HUMANS	2814	6.2	

Copyright © United Nations, 2019. All rights reserved

Name and description	UN No.	Class	Remarks	Name and description	UN No.	Class	Remarks
Ink, printer's, flammable, see	1210	3		ISOBUTYL ALDEHYDE, see	2045	3	
INSECTICIDE GAS, N.O.S.	1968	2		ISOBUTYLAMINE	1214	3	
INSECTICIDE GAS, FLAMMABLE, N.O.S.	3354	2		ISOBUTYLENE	1055	2	
INSECTICIDE GAS, TOXIC, N.O.S.	1967	2		ISOBUTYL FORMATE	2393	3	
INSECTICIDE GAS, TOXIC, FLAMMABLE, N.O.S.	3355	2		ISOBUTYL ISOBUTYRATE	2528	3	
IODINE MONOCHLORIDE SOLIDE	1792	8		ISOBUTYL ISOCYANATE	2486	6.1	
IODINE MONOCHLORIDE, LIQUID	3498	8		ISOBUTYL METHACRYLATE, STABILIZED	2283	3	
IODINE PENTAFLUORIDE	2495	5.1		ISOBUTYL PROPIONATE	2394	3	
2-IODOBUTANE	2390	3		ISOBUTYRALDEHYDE	2045	3	
Iodomethane, see	2644	6.1		ISOBUTYRIC ACID	2529	3	
IODOMETHYLPROPANES	2391	3		ISOBUTYRONITRILE	2284	3	
IODOPROPANES	2392	3		ISOBUTYRYL CHLORIDE	2395	3	
alpha-Iodotoluene, see	2653	6.1		ISOCYANATES, FLAMMABLE, TOXIC, N.O.S.	2478	3	
I.p.d.i., see	2290	6.1		ISOCYANATES, TOXIC, N.O.S.	2206	6.1	
Iron chloride, anhydrous, see	1773	8		ISOCYANATES, TOXIC, FLAMMABLE, N.O.S.	3080	6.1	
Iron (III) chloride, anhydrous, see	1773	8		ISOCYANATE SOLUTION, FLAMMABLE, TOXIC, N.O.S.	2478	3	
Iron chloride solution, see	2582	8		ISOCYANATE SOLUTION, TOXIC, N.O.S.	2206	6.1	
IRON OXIDE, SPENT obtained from coal gas purification	1376	4.2		ISOCYANATE SOLUTION, TOXIC, FLAMMABLE, N.O.S.	3080	6.1	
IRON PENTACARBONYL	1994	6.1		ISOCYANATO-BENZOTRIFLUORIDES	2285	6.1	
Iron perchloride, anhydrous, see	1773	8		3-Isocyanatomethyl-3,5,5-trimethylcyclohexyl isocyanate, see	2290	6.1	
Iron powder, pyrophoric, see	1383	4.2		Isododecane, see	2286	3	
Iron sesquichloride, anhydrous, see	1773	8		ISOHEPTENE	2287	3	
IRON SPONGE, SPENT obtained from coal gas purification	1376	4.2		ISOHEXENE	2288	3	
Iron swarf, see	2793	4.2		Isooctane, see	1262	3	
ISOBUTANE	1969	2		ISOCTENE	1216	3	
ISOBUTANOL	1212	3		Isopentane, see	1265	3	
Isobutene, see	1055	2		ISOPENTENES	2371	3	
ISOBUTYL ACETATE	1213	3		Isopentylamine, see	1106	3	
ISOBUTYL ACRYLATE, STABILIZED	2527	3		Isopentyl nitrite, see	1113	3	
ISOBUTYL ALCOHOL, see	1212	3		ISOPHORONEDIAMINE	2289	8	

Copyright © United Nations, 2019. All rights reserved

Name and description	UN No.	Class	Remarks	Name and description	UN No.	Class	Remarks
ISOPHORONE DIISOCYANATE	2290	6.1		Jet tappers, without detonator, see	0059	1	
ISOPRENE, STABILIZED	1218	3		KEROSENE	1223	3	
ISOPROPANOL	1219	3		KETONES, LIQUID, N.O.S.	1224	3	
ISOPROPENYL ACETATE	2403	3		KRILL MEAL	3497	4.2	
ISOPROPENYLBENZENE	2303	3		KRYPTON, COMPRESSED	1056	2	
ISOPROPYL ACETATE	1220	3		KRYPTON, REFRIGERATED LIQUID	1970	2	
ISOPROPYL ACID PHOSPHATE	1793	8		Lacquer, see	1263	3	
ISOPROPYL ALCOHOL, see	1219	3			3066	8	
ISOPROPYLAMINE	1221	3			3469	3	
ISOPROPYLBENZENE	1918	3		Lacquer base, liquid, see	3470	8	
ISOPROPYL BUTYRATE	2405	3			1263	3	
Isopropyl chloride, see	2356	3			3066	8	
ISOPROPYL CHLOROACETATE	2947	3		Lacquer base or lacquer chips, nitrocellulose, dry, see	3469	3	
ISOPROPYL CHLOROFORMATE	2407	6.1			3470	8	
ISOPROPYL 2-CHLORO-PROPIONATE	2934	3			2557	4.1	
Isopropyl-alpha-chloropropionate, see	2934	3		Lacquer base or lacquer chips, plastic, wet with alcohol or solvent, see	1263	3	
Isopropyl ether, see	1159	3			2059	3	
Isopropylethylene, see	2561	3			2555	4.1	
Isopropyl formate, see	1281	3			2556	4.1	
ISOPROPYL ISOBUTYRATE	2406	3		LEAD ACETATE	1616	6.1	
ISOPROPYL ISOCYANATE	2483	6.1		Lead (II) acetate, see	1616	6.1	
Isopropyl mercaptan, see	2402	3		LEAD ARSENATES	1617	6.1	
ISOPROPYL NITRATE	1222	3		LEAD ARSENITES	1618	6.1	
ISOPROPYL PROPIONATE	2409	3		LEAD AZIDE, WETTED with not less than 20% water, or mixture of alcohol and water, by mass	0129	1	
Isopropyltoluene, see	2046	3		Lead chloride, solid, see	2291	6.1	
Isopropyltoluol, see	2046	3		LEAD COMPOUND, SOLUBLE, N.O.S.	2291	6.1	
ISOSORBIDE DINITRATE MIXTURE with not less than 60% lactose, mannose, starch or calcium hydrogen phosphate	2907	4.1		LEAD CYANIDE	1620	6.1	
ISOSORBIDE-5-MONONITRATE	3251	4.1		Lead (II) cyanide	1620	6.1	
Isovaleraldehyde, see	2058	3		LEAD DIOXIDE	1872	5.1	
JET PERFORATING GUNS, CHARGED, oil well, without detonator	0124 0494	1 1		LEAD NITRATE	1469	5.1	
				Lead (II) nitrate	1469	5.1	
				LEAD PERCHLORATE, SOLID	1470	5.1	
				LEAD PERCHLORATE, SOLUTION	3408	5.1	
				Lead (II) perchlorate	1470	5.1	
					3408	5.1	
				Lead peroxide, see	1872	5.1	
				LEAD PHOSPHITE, DIBASIC	2989	4.1	

Copyright © United Nations, 2019. All rights reserved

Name and description	UN No.	Class	Remarks	Name and description	UN No.	Class	Remarks
LEAD STYPHNATE, WETTED with not less than 20% water, or mixture of alcohol and water, by mass	0130	1		Liquid filler, see	1263 3066 3469 3470	3 8 3 8	
LEAD SULPHATE with more than 3% free acid	1794	8		Liquid lacquer base, see	1263 3066 3469 3470	3 8 3 8	
Lead tetraethyl, see	1649	6.1					
Lead tetramethyl, see	1649	6.1		LITHIUM	1415	4.3	
LEAD TRINITRORESORCINATE, WETTED with not less than 20% water, or mixture of alcohol and water, by mass, see	0130	1		Lithium alkyls, liquid, see	3394	4.2	
				Lithium alkyls, solid, see	3393	4.2	
LIFE-SAVING APPLIANCES NOT SELF-INFLATING containing dangerous goods as equipment	3072	9		LITHIUM ALUMINIUM HYDRIDE	1410	4.3	
LIFE-SAVING APPLIANCES, SELF-INFLATING	2990	9		LITHIUM ALUMINIUM HYDRIDE, ETHEREAL	1411	4.3	
LIGHTER REFILLS containing flammable gas	1057	2		LITHIUM BATTERIES INSTALLED IN CARGO TRANSPORT UNIT lithium ion batteries or lithium metal batteries	3536	9	
LIGHTERS containing flammable gas	1057	2		LITHIUM ION BATTERIES (including lithium ion polymer batteries)	3480	9	
LIGHTERS, FUSE	0131	1		LITHIUM ION BATTERIES CONTAINED IN EQUIPMENT (including lithium ion polymer batteries)	3481	9	
Limonene, inactive, see	2052	3					
LIQUEFIED GAS, N.O.S.	3163	2		LITHIUM ION BATTERIES PACKED WITH EQUIPMENT (including lithium ion polymer batteries)	3481	9	
LIQUEFIED GAS, FLAMMABLE, N.O.S.	3161	2		LITHIUM METAL BATTERIES (including lithium alloy batteries)	3090	9	
LIQUEFIED GASES, non-flammable, charged with nitrogen, carbon dioxide or air	1058	2		LITHIUM METAL BATTERIES CONTAINED IN EQUIPMENT (including lithium alloy batteries)	3091	9	
LIQUEFIED GAS, OXIDIZING, N.O.S.	3157	2		LITHIUM METAL BATTERIES PACKED WITH EQUIPMENT (including lithium alloy batteries)	3091	9	
LIQUEFIED GAS, TOXIC, N.O.S.	3162	2		LITHIUM BOROHYDRIDE	1413	4.3	
LIQUEFIED GAS, TOXIC, CORROSIVE, N.O.S.	3308	2		LITHIUM FERROSILICON	2830	4.3	
LIQUEFIED GAS, TOXIC, FLAMMABLE, N.O.S.	3160	2		LITHIUM HYDRIDE	1414	4.3	
LIQUEFIED GAS, TOXIC, FLAMMABLE, CORROSIVE, N.O.S.	3309	2		LITHIUM HYDRIDE, FUSED SOLID	2805	4.3	
LIQUEFIED GAS, TOXIC, OXIDIZING, N.O.S.	3307	2		LITHIUM HYDROXIDE	2680	8	
LIQUEFIED GAS, TOXIC, OXIDIZING, CORROSIVE, N.O.S.	3310	2		LITHIUM HYDROXIDE SOLUTION	2679	8	
Liquefied petroleum gas, see	1075	2		LITHIUM HYPOCHLORITE, DRY	1471	5.1	

Copyright © United Nations, 2019. All rights reserved

Name and description	UN No.	Class	Remarks	Name and description	UN No.	Class	Remarks
LITHIUM HYPOCHLORITE MIXTURE	1471	5.1		MAGNESIUM DIAMIDE	2004	4.2	
Lithium in cartouches, see	1415	4.3		Magnesium diphenyl, see	3393	4.2	
LITHIUM NITRATE	2722	5.1		MAGNESIUM FLUOROSILICATE	2853	6.1	
LITHIUM NITRIDE	2806	4.3		MAGNESIUM GRANULES, COATED, particle size not less than 149 microns	2950	4.3	
LITHIUM PEROXIDE	1472	5.1		MAGNESIUM HYDRIDE	2010	4.3	
Lithium silicide, see	1417	4.3		MAGNESIUM NITRATE	1474	5.1	
LITHIUM SILICON	1417	4.3		MAGNESIUM PERCHLORATE	1475	5.1	
L.n.g., see	1972	2		MAGNESIUM PEROXIDE	1476	5.1	
LONDON PURPLE	1621	6.1		MAGNESIUM PHOSPHIDE	2011	4.3	
L.p.g., see	1075	2		MAGNESIUM POWDER	1418	4.3	
Lye, see	1823	8		Magnesium scrap, see	1869	4.1	
Lythene, see	1268	3		MAGNESIUM SILICIDE	2624	4.3	
MACHINERY, FUEL CELL, FLAMMABLE GAS POWERED	3529	2.1		Magnesium silicofluoride, see	2853	6.1	
MACHINERY, FUEL CELL, FLAMMABLE LIQUID POWERED	3528	3		Magnetized material	2807	9	Not subject to ADN
MACHINERY, INTERNAL COMBUSTION	3530	9		MALEIC ANHYDRIDE	2215	8	
MACHINERY, INTERNAL COMBUSTION, FLAMMABLE GAS POWERED	3529	2.1		MALEIC ANHYDRIDE, MOLTEN	2215	8	
MACHINERY, INTERNAL COMBUSTION, FLAMMABLE LIQUID POWERED	3528	3		Malonic dinitrile, see	2647	6.1	
MAGNESIUM in pellets, turnings or ribbons	1869	4.1		Malonodinitrile, see	2647	6.1	
Magnesium alkyls, see	3394	4.2		MALONONITRILE	2647	6.1	
MAGNESIUM ALLOYS with more than 50% magnesium in pellets, turnings or ribbons	1869	4.1		MANEB	2210	4.2	
MAGNESIUM ALLOYS POWDER	1418	4.3		MANEB PREPARATION with not less than 60% maneb	2210	4.2	
MAGNESIUM ALUMINIUM PHOSPHIDE	1419	4.3		MANEB PREPARATION, STABILIZED against self-heating	2968	4.3	
MAGNESIUM ARSENATE	1622	6.1		MANEB, STABILIZED against self-heating	2968	4.3	
Magnesium bisulphite solution, see	2693	8		Manganese ethylene-di-dithiocarbamate, see	2210	4.2	
MAGNESIUM BROMATE	1473	5.1		Manganese ethylene-1,2-dithiocarbamate, see	2210	4.2	
MAGNESIUM CHLORATE	2723	5.1		MANGANESE NITRATE	2724	5.1	
Magnesium chloride and chlorate mixture, see	1459	5.1		Manganese (II) nitrate, see	2724	5.1	
	3407	5.1		MANGANESE RESINATE	1330	4.1	
				Manganous nitrate, see	2724	5.1	

Copyright © United Nations, 2019. All rights reserved

Name and description	UN No.	Class	Remarks	Name and description	UN No.	Class	Remarks
MANNITOL HEXANITRATE, WETTED with not less than 40% water, or mixture of alcohol and water, by mass	0133	1		Mercurous bisulphate, see	1645	6.1	
MATCHES, FUSEE	2254	4.1		Mercurous chloride, see	2025	6.1	
MATCHES, SAFETY (book, card or strike on box)	1944	4.1		MERCUROUS NITRATE	1627	6.1	
MATCHES, "STRIKE ANYWHERE"	1331	4.1		Mercurous sulphate, see	1645	6.1	
MATCHES, WAX "VESTA"	1945	4.1		MERCURY	2809	8	
MEDICAL WASTE, N.O.S.	3291	6.2		MERCURY ACETATE	1629	6.1	
MEDICINE, LIQUID, FLAMMABLE, TOXIC, N.O.S.	3248	3		MERCURY AMMONIUM CHLORIDE	1630	6.1	
MEDICINE, LIQUID, TOXIC, N.O.S.	1851	6.1		MERCURY BASED PESTICIDE, LIQUID, FLAMMABLE, TOXIC, flash-point less than 23 °C	2778	3	
MEDICINE, SOLID, TOXIC, N.O.S.	3249	6.1		MERCURY BASED PESTICIDE, LIQUID, TOXIC	3012	6.1	
p-Mentha-1,8-diene, see	2052	8		MERCURY BASED PESTICIDE, LIQUID, TOXIC, FLAMMABLE, flash-point not less than 23 °C	3011	6.1	
MERCAPTANS, LIQUID, FLAMMABLE, N.O.S.	3336	3		MERCURY BASED PESTICIDE, SOLID, TOXIC	2777	6.1	
MERCAPTANS, LIQUID, FLAMMABLE, TOXIC, N.O.S.	1228	3		MERCURY BENZOATE	1631	6.1	
MERCAPTANS, LIQUID, TOXIC, FLAMMABLE, N.O.S.	3071	6.1		Mercury bichloride, see	1624	6.1	
MERCAPTAN MIXTURE, LIQUID, FLAMMABLE, N.O.S.	3336	3		MERCURY BROMIDES	1634	6.1	
MERCAPTAN MIXTURE, LIQUID, FLAMMABLE, TOXIC, N.O.S.	1228	3		MERCURY COMPOUND, LIQUID, N.O.S.	2024	6.1	
MERCAPTAN MIXTURE, LIQUID, TOXIC, FLAMMABLE, N.O.S.	3071	6.1		MERCURY COMPOUND, SOLID, N.O.S.	2025	6.1	
2-Mercaptoethanol, see	2966	6.1		MERCURY CONTAINED IN MANUFACTURED ARTICLES	3506	8	
2-Mercaptopropionic acid, see	2936	6.1		MERCURY CYANIDE	1636	6.1	
5-MERCAPTOTETRAZOL-1-ACETIC ACID	0448	1		MERCURY FULMINATE, WETTED with not less than 20% water, or mixture of alcohol and water, by mass	0135	1	
MERCURIC ARSENATE	1623	6.1		MERCURY GLUCONATE	1637	6.1	
MERCURIC CHLORIDE	1624	6.1		MERCURY IODIDE	1638	6.1	
MERCURIC NITRATE	1625	6.1		MERCURY NUCLEATE	1639	6.1	
MERCURIC POTASSIUM CYANIDE	1626	6.1		MERCURY OLEATE	1640	6.1	
Mercuric sulphate, see	1645	6.1		MERCURY OXIDE	1641	6.1	
Mercuriol, see	1639	6.1		MERCURY OXYCYANIDE, DESENSITIZED	1642	6.1	
				MERCURY POTASSIUM IODIDE	1643	6.1	
				MERCURY SALICYLATE	1644	6.1	

Copyright © United Nations, 2019. All rights reserved

Name and description	UN No.	Class	Remarks	Name and description	UN No.	Class	Remarks
MERCURY SULPHATE	1645	6.1		Methanal, see	1198 2209	3 8	
MERCURY THIOCYANATE	1646	6.1		Methane and hydrogen mixture, see	2034	2	
Metal alkyl halides, water-reactive, n.o.s. / Metal aryl halides, water-reactive, n.o.s., see	3394	4.2		METHANE, COMPRESSED	1971	2	
Metal alkyl hydrides, water-reactive, n.o.s. / Metal aryl hydrides, water-reactive, n.o.s., see	3394	4.2		METHANE, REFRIGERATED LIQUID	1972	2	
Metal alkyls, water-reactive, n.o.s. / Metal aryls, water-reactive, n.o.s., see	3393	4.2		METHANESULPHONYL CHLORIDE	3246	6.1	
Mesitylene, see	2325	3		METHANOL	1230	3	
MESITYL OXIDE	1229	3		2-Methoxyethyl acetate, see	1189	3	
METAL CARBONYLS, LIQUID, N.O.S.	3281	6.1		METHOXYMETHYL ISOCYANATE	2605	6.1	
METAL CARBONYLS, SOLID, N.O.S.	3466	6.1		4-METHOXY-4-METHYLPENTAN-2-ONE	2293	3	
METAL CATALYST, DRY	2881	4.2		1-Methoxy-2-nitrobenzene, see	2730 3458	6.1 6.1	
METAL CATALYST, WETTED with a visible excess of liquid	1378	4.2		1-Methoxy-3-nitrobenzene, see	2730 3458	6.1 6.1	
METALDEHYDE	1332	4.1		1-Methoxy-4-nitrobenzene, see	2730 3458	6.1 6.1	
METAL HYDRIDES, FLAMMABLE, N.O.S.	3182	4.1		1-METHOXY-2-PROPANOL	3092	3	
METAL HYDRIDES, WATER-REACTIVE, N.O.S.	1409	4.3		METHYL ACETATE	1231	3	
METALLIC SUBSTANCE, WATER-REACTIVE, N.O.S.	3208	4.3		METHYLACETYLENE AND PROPADIENE MIXTURE, STABILIZED such as mixture P1 or mixture P2	1060	2	
METALLIC SUBSTANCE, WATER-REACTIVE, SELF-HEATING, N.O.S.	3209	4.3		beta-Methyl acrolein, see	1143	6.1	
METAL POWDER, FLAMMABLE, N.O.S.	3089	4.1		METHYL ACRYLATE, STABILIZED	1919	3	
METAL POWDER, SELF-HEATING, N.O.S.	3189	4.2		METHYLAL	1234	3	
METAL SALTS OF ORGANIC COMPOUNDS, FLAMMABLE, N.O.S.	3181	4.1		Methyl alcohol, see	1230	3	
METHACRYLALDEHYDE, STABILIZED	2396	3		Methyl allyl alcohol, see	2614	3	
METHACRYLIC ACID, STABILIZED	2531	8		METHYLALLYL CHLORIDE	2554	3	
METHACRYLONITRILE, STABILIZED	3079	6.1		METHYLAMINE, ANHYDROUS	1061	2	
METHALLYL ALCOHOL	2614	3		METHYLAMINE, AQUEOUS SOLUTION	1235	3	
				METHYLAMYL ACETATE	1233	3	
				Methyl amyl alcohol, see	2053	3	
				Methyl amyl ketone, see	1110	3	
				N-METHYLANILINE	2294	6.1	

Copyright © United Nations, 2019. All rights reserved

Name and description	UN No.	Class	Remarks	Name and description	UN No.	Class	Remarks
Methylated spirit, see	1986 1987	3 3		METHYLCYCLOHEXANE	2296	3	
alpha-METHYLBENZYL ALCOHOL, LIQUID	2937	6.1		METHYLCYCLOHEXANOLS, flammable	2617	3	
alpha-METHYLBENZYL ALCOHOL, SOLID	3438	6.1		METHYLCYCLOHEXANONE	2297	3	
METHYL BROMIDE with not more than 2% chloropicrin	1062	2		METHYLCYCLOPENTANE	2298	3	
Methyl bromide and chloropicrin mixture, with more than 2% chloropicrin, see	1581	2		METHYL DICHLOROACETATE	2299	6.1	
METHYL BROMIDE AND ETHYLENE DIBROMIDE MIXTURE, LIQUID	1647	6.1		METHYLDICHLOROSILANE	1242	4.3	
METHYL BROMOACETATE	2643	6.1		Methylene bromide, see	2664	6.1	
2-METHYLBUTANAL	3371	3		Methylene chloride, see	1593	6.1	
3-METHYLBUTAN-2-ONE	2397	3		Methylene chloride and methyl chloride mixture, see	1912	2	
2-METHYL-1-BUTENE	2459	3		Methylene cyanide, see	2647	6.1	
2-METHYL-2-BUTENE	2460	3		p,p'-Methylene dianiline, see	2651	6.1	
3-METHYL-1-BUTENE	2561	3		Methylene dibromide, see	2664	6.1	
N-METHYLBUTYLAMINE	2945	3		2,2'-Methylene-di-(3,4,6-trichlorophenol), see	2875	6.1	
METHYL tert-BUTYL ETHER	2398	3		Methyl ethyl ether, see	1039	2	
METHYL BUTYRATE	1237	3		METHYL ETHYL KETONE, see	1193	3	
METHYL CHLORIDE	1063	2		2-METHYL-5-ETHYLPYRIDINE	2300	6.1	
Methyl chloride and chloropicrin mixture, see	1582	2		METHYL FLUORIDE	2454	2	
METHYL CHLORIDE AND METHYLENE CHLORIDE MIXTURE	1912	2		METHYL FORMATE	1243	3	
METHYL CHLOROACETATE	2295	6.1		2-METHYLFURAN	2301	3	
Methyl chlorocarbonate, see	1238	6.1		Methyl glycol, see	1188	3	
Methyl chloroform, see	2831	6.1		Methyl glycol acetate, see	1189	3	
METHYL CHLOROFORMATE	1238	6.1		2-METHYL-2-HEPTANETHIOL	3023	6.1	
METHYL CHLOROMETHYL ETHER	1239	6.1		5-METHYLHEXAN-2-ONE	2302	3	
METHYL 2-CHLORO-PROPIONATE	2933	3		METHYLHYDRAZINE	1244	6.1	
Methyl alpha-chloropropionate, see	2933	3		METHYL IODIDE	2644	6.1	
METHYLCHLOROSILANE	2534	2		METHYL ISOBUTYL CARBINOL	2053	3	
Methyl cyanide, see	1648	3		METHYL ISOBUTYL KETONE	1245	3	
				METHYL ISOCYANATE	2480	6.1	
				METHYL ISOPROPENYL KETONE, STABILIZED	1246	3	
				METHYL ISOTHIOCYANATE	2477	6.1	
				METHYL ISOVALERATE	2400	3	



Copyright © United Nations, 2019. All rights reserved

Name and description	UN No.	Class	Remarks	Name and description	UN No.	Class	Remarks
METHYL MAGNESIUM BROMIDE IN ETHYL ETHER	1928	4.3		METHYL VINYL KETONE, STABILIZED	1251	6.1	
METHYL MERCAPTAN	1064	2		M.i.b.c., see	2053	3	
Methyl mercaptopropionaldehyde, see	2785	6.1		MINES with bursting charge	0136	1	
					0137	1	
					0138	1	
METHYL METHACRYLATE MONOMER, STABILIZED	1247	3			0294	1	
4-METHYLMORPHOLINE	2535	3		Mirbane oil, see	1662	6.1	
N-METHYLMORPHOLINE, see	2535	3		Missiles, guided, see	0180	1	
					0181	1	
					0182	1	
METHYL NITRITE	2455	2	Carriage prohibited		0183	1	
					0295	1	
					0397	1	
					0398	1	
METHYL ORTHOSILICATE	2606	6.1			0436	1	
					0437	1	
METHYLPENTADIENE	2461	3			0438	1	
Methylpentanes, see	1208	3		Mixtures A, A01, A02, A0, A1, B1, B2, B or C, see	1965	2	
2-METHYLPENTAN-2-OL	2560	3					
4-Methylpentan-2-ol, see	2053	3		Mixture F1, mixture F2 or mixture F3, see	1078	2	
3-Methyl-2-penten-4ynol, see	2705	8					
METHYLPHENYL-DICHLOROSILANE	2437	8		MIXTURES OF 1,3-BUTADIENE AND HYDROCARBONS, STABILIZED, having a vapour pressure at 70 °C not exceeding 1.1 MPa (11 bar) and a density at 50 °C not lower than 0.525 kg/l	1010	2	
2-Methyl-2-phenylpropane, see	2709	3					
1-METHYLPYPERIDINE	2399	3		Mixture P1 or mixture P2, see	1060	2	
METHYL PROPIONATE	1248	3					
Methylpropylbenzene, see	2046	3		MOLYBDENUM PENTACHLORIDE	2508	8	
METHYL PROPYL ETHER	2612	3		Monochloroacetic acid, see	1750	6.1	
					1751	6.1	
METHYL PROPYL KETONE	1249	3		Monochlorobenzene, see	1134	3	
Methyl pyridines, see	2313	3		Monochlorodifluoromethane, see	1018	2	
Methylstyrene, inhibited, see	2618	3		Monochlorodifluoromethane and monochloropentafluoroethane mixture, see	1973	2	
alpha-Methylstyrene, see	2303	3					
Methyl sulphate, see	1595	6.1		Monochlorodifluoromono-bromomethane, see	1974	2	
Methyl sulphide, see	1164	3					
METHYLTETRAHYDROFURAN	2536	3		Monochloropentafluoroethane and monochlorodifluoromethane mixture, see	1973	2	
METHYL TRICHLOROACETATE	2533	6.1					
METHYLTRICHLOROSILANE	1250	3		Monoethylamine, see	1036	2	
alpha-METHYLVALERAL-DEHYDE	2367	3		MONONITROTOLUIDINES, see	2660	6.1	
				Monopropylamine, see	1277	3	
Methyl vinyl benzene, inhibited, see	2618	3		MORPHOLINE	2054	8	

Copyright © United Nations, 2019. All rights reserved

Name and description	UN No.	Class	Remarks	Name and description	UN No.	Class	Remarks
MOTOR FUEL ANTI-KNOCK MIXTURE	1649	6.1		NICKEL NITRITE	2726	5.1	
MOTOR FUEL ANTI-KNOCK MIXTURE, FLAMMABLE	3483	6.1		Nickel (II) nitrite, see	2726	5.1	
MOTOR SPIRIT	1203	3		Nickelous nitrate, see	2725	5.1	
Motor spirit and ethanol mixture, with more than 10% ethanol, see	3475	3		Nickelous nitrite, see	2726	5.1	
Muriatic acid, see	1789	8		Nickel tetracarbonyl, see	1259	6.1	
MUSK XYLENE, see	2956	4.1		NICOTINE	1654	6.1	
Mysorite, see	2212	9		NICOTINE COMPOUND, LIQUID, N.O.S	3144	6.1	
Naphta, see	1268	3		NICOTINE COMPOUND, SOLID, N.O.S	1655	6.1	
Naphta, petroleum, see	1268	3		NICOTINE HYDROCHLORIDE, LIQUID	1656	6.1	
Naphta, solvent, see	1268	3		NICOTINE HYDROCHLORIDE, SOLID	3444	6.1	
NAPHTHALENE, CRUDE	1334	4.1		NICOTINE HYDROCHLORIDE SOLUTION	1656	6.1	
NAPHTHALENE, MOLTEN	2304	4.1		NICOTINE PREPARATION, LIQUID, N.O.S.	3144	6.1	
NAPHTHALENE, REFINED	1334	4.1		NICOTINE PREPARATION, SOLID, N.O.S.	1655	6.1	
alpha-NAPHTHYLAMINE	2077	6.1		NICOTINE SALICYLATE	1657	6.1	
beta-NAPHTHYLAMINE, SOLID	1650	6.1		NICOTINE SULPHATE, SOLID	3445	6.1	
beta-NAPHTHYLAMINE, SOLUTION	3411	6.1		NICOTINE SULPHATE, SOLUTION	1658	6.1	
NAPHTHYLTHIOUREA	1651	6.1		NICOTINE TARTRATE	1659	6.1	
1-Naphthylthiourea, see	1651	6.1		NITRATES, INORGANIC, N.O.S.	1477	5.1	
NAPHTHYLUREA	1652	6.1		NITRATES, INORGANIC, AQUEOUS SOLUTION, N.O.S.	3218	5.1	
NATURAL GAS, COMPRESSED with high methane content	1971	2		NITRATING ACID MIXTURE with more than 50% nitric acid	1796	8	
NATURAL GAS, REFRIGERATED LIQUID with high methane content	1972	2		NITRATING ACID MIXTURE with not more than 50% nitric acid	1796	8	
Natural gasoline, see	1203	3		NITRATING ACID MIXTURE, SPENT, with more than 50% nitric acid	1826	8	
Neohexane, see	1208	3		NITRATING ACID MIXTURE, SPENT, with not more than 50% nitric acid	1826	8	
NEON, COMPRESSED	1065	2		NITRIC ACID, other than red fuming, with at least 65% but not more than 70% nitric acid	2031	8	
NEON, REFRIGERATED LIQUID	1913	2					
Neothyl, see	2612	3					
NICKEL CARBONYL	1259	6.1					
NICKEL CYANIDE	1653	6.1					
Nickel (II) cyanide, see	1653	6.1					
NICKEL NITRATE	2725	5.1					
Nickel (II) nitrate, see	2725	5.1					

Copyright © United Nations, 2019. All rights reserved

Name and description	UN No.	Class	Remarks	Name and description	UN No.	Class	Remarks
NITRIC ACID, other than red fuming, with less than 65% nitric acid	2031	8		NITROCELLULOSE, dry or wetted with less than 25% water (or alcohol), by mass	0340	1	
NITRIC ACID, other than red fuming, with more than 70% nitric acid	2031	8		NITROCELLULOSE, unmodified or plasticized with less than 18% plasticizing substance, by mass	0341	1	
NITRIC ACID, RED FUMING	2032	8		NITROCELLULOSE MEMBRANE FILTERS, with not more than 12.6% nitrogen, by dry mass	3270	4.1	
NITRIC OXIDE, COMPRESSED	1660	2					
NITRIC OXIDE AND DINITROGEN TETROXIDE MIXTURE	1975	2		NITROCELLULOSE, with not more than 12.6% nitrogen, by dry mass, MIXTURE WITH PLASTICIZER, WITH PIGMENT	2557	4.1	
NITRIC OXIDE AND NITROGEN DIOXIDE MIXTURE, see	1975	2		NITROCELLULOSE, with not more than 12.6% nitrogen, by dry mass, MIXTURE WITH PLASTICIZER, WITHOUT PIGMENT	2557	4.1	
NITRILES, FLAMMABLE, TOXIC, N.O.S.	3273	3					
NITRILES, LIQUID, TOXIC, N.O.S.	3276	6.1		NITROCELLULOSE, with not more than 12.6% nitrogen, by dry mass, MIXTURE WITHOUT PLASTICIZER, WITH PIGMENT	2557	4.1	
NITRILES, SOLID, TOXIC, N.O.S.	3439	6.1					
NITRILES, TOXIC, FLAMMABLE, N.O.S.	3275	6.1		NITROCELLULOSE, with not more than 12.6% nitrogen, by dry mass, MIXTURE WITHOUT PLASTICIZER, WITHOUT PIGMENT	2557	4.1	
NITRITES, INORGANIC, N.O.S.	2627	5.1					
NITRITES, INORGANIC, AQUEOUS SOLUTION, N.O.S.	3219	5.1		NITROCELLULOSE, PLASTICIZED with not less than 18% plasticizing substance, by mass	0343	1	
NITROANILINES (o-, m-, p-)	1661	6.1		NITROCELLULOSE SOLUTION, FLAMMABLE with not more than 12.6% nitrogen, by dry mass, and not more than 55% nitrocellulose	2059	3	
NITROANISOL, LIQUID	2730	6.1					
NITROANISOL, SOLID	3458	6.1		NITROCELLULOSE, WETTED with not less than 25% alcohol, by mass	0342	1	
NITROBENZENE	1662	6.1					
Nitrobenzene bromide, see	2732	6.1		NITROCELLULOSE WITH ALCOHOL (not less than 25% alcohol, by mass, and not more than 12.6% nitrogen, by dry mass)	2556	4.1	
NITROBENZENESULPHONIC ACID	2305	8					
Nitrobenzol, see	1662	6.1		NITROCELLULOSE WITH WATER (not less than 25% water, by mass)	2555	4.1	
5-NITROBENZOTRIAZOL	0385	1					
NITROBENZOTRIFLUORIDES, LIQUID	2306	6.1		Nitrochlorobenzenes, see	1578	6.1	
NITROBENZOTRIFLUORIDES, SOLID	3431	6.1		3-NITRO-4-CHLORO BENZO-TRIFLUORIDE	3409	6.1	
NITROBROMOBENZENES, LIQUID	2732	6.1			2307	6.1	
NITROBROMOBENZENES, SOLID	3459	6.1		NITROCRESOLS, LIQUID	3434	6.1	
				NITROCRESOLS, SOLID	2446	6.1	
				NITROETHANE	2842	3	
				NITROGEN, COMPRESSED	1066	2	

Copyright © United Nations, 2019. All rights reserved

Name and description	UN No.	Class	Remarks	Name and description	UN No.	Class	Remarks
NITROGEN DIOXIDE, see	1067	2		4-NITROPHENYLHYDRAZINE, with not less than 30% water, by mass	3376	4.1	
NITROGEN, REFRIGERATED LIQUID	1977	2		NITROPROPANES	2608	3	
NITROGEN TRIFLUORIDE	2451	2		p-NITROSODIMETHYLANILINE	1369	4.2	
NITROGEN TRIOXIDE	2421	2	Carriage prohibited	NITROSTARCH, dry or wetted with less than 20% water, by mass	0146	1	
NITROGLYCERIN, DESENSITIZED with not less than 40% non-volatile water-insoluble phlegmatizer, by mass	0143	1		NITROSTARCH, WETTED with not less than 20% water, by mass	1337	4.1	
NITROGLYCERIN MIXTURE, DESENSITIZED, LIQUID, N.O.S. with not more than 30% nitroglycerin, by mass	3357	3		NITROSYL CHLORIDE	1069	2	
NITROGLYCERIN MIXTURE, DESENSITIZED, LIQUID, FLAMMABLE, N.O.S. with not more than 30% nitroglycerin, by mass	3343	3		NITROSYLSULPHURIC ACID, LIQUID	2308	8	
NITROGLYCERIN MIXTURE, DESENSITIZED, SOLID, N.O.S. with more than 2% but not more than 10% nitroglycerin, by mass	3319	4.1		NITROSYLSULPHURIC ACID, SOLID	3456	8	
NITROGLYCERIN, SOLUTION IN ALCOHOL with more than 1% but not more than 5% nitroglycerin	3064	3		NITROTOLUENES, LIQUID	1664	6.1	
NITROGLYCERIN SOLUTION IN ALCOHOL with more than 1% but not more than 10% nitroglycerin	0144	1		NITROTOLUENES, SOLID	3446	6.1	
NITROGLYCERIN SOLUTION IN ALCOHOL with not more than 1% nitroglycerin	1204	3		NITROTOLUIDINES	2660	6.1	
NITROGUANIDINE, dry or wetted with less than 20% water, by mass	0282	1		NITROTRIAZOLONE	0490	1	
NITROGUANIDINE, WETTED with not less than 20% water, by mass	1336	4.1		NITRO UREA	0147	1	
NITROHYDROCHLORIC ACID	1798	8	Carriage prohibited	NITROUS OXIDE	1070	2	
NITROMANNITE, WETTED, see	0133	1		NITROUS OXIDE, REFRIGERATED LIQUID	2201	2	
NITROMETHANE	1261	3		NITROXYLENES, LIQUID	1665	6.1	
Nitromuriatic acid, see	1798	8		NITROXYLENES, SOLID	3447	6.1	
NITRONAPHTHALENE	2538	4.1		Non-activated carbon, see	1361	4.2	
NITROPHENOLS (o-, m-, p-)	1663	6.1		Non-activated charcoal, see	1361	4.2	
				NONANES	1920	3	
				NONYLTRICHLOROSILANE	1799	8	
				2,5-NORBORNADIENE, STABILIZED, see	2251	3	
				Normal propyl alcohol, see	1274	3	
				NTO, see	0490	1	
				OCTADECYLTRICHLORO-SILANE	1800	8	
				OCTADIENE	2309	3	
				OCTAFLUOROBUT-2-ENE	2422	2	
				OCTAFLUOROCYCLOBUTANE	1976	2	
				OCTAFLUOROPROPANE	2424	2	

Copyright © United Nations, 2019. All rights reserved

Name and description	UN No.	Class	Remarks	Name and description	UN No.	Class	Remarks
OCTANES	1262	3		ORGANIC PEROXIDE TYPE E, LIQUID	3107	5.2	
OCTOGEN, see	0226	1		ORGANIC PEROXIDE TYPE E, LIQUID, TEMPERATURE CONTROLLED	3117	5.2	
	0391	1					
	0484	1		ORGANIC PEROXIDE TYPE E, SOLID	3108	5.2	
OCTOL, dry or wetted with less than 15% water, by mass, see	0266	1		ORGANIC PEROXIDE TYPE E, SOLID, TEMPERATURE CONTROLLED	3118	5.2	
OCTOLITE, dry or wetted with less than 15% water, by mass	0266	1					
OCTONAL	0496	1		ORGANIC PEROXIDE TYPE F, LIQUID	3109	5.2	
OCTYL ALDEHYDES	1191	3		ORGANIC PEROXIDE TYPE F, LIQUID, TEMPERATURE CONTROLLED	3119	5.2	
tert-Octyl mercaptan, see	3023	6.1		ORGANIC PEROXIDE TYPE F, SOLID	3110	5.2	
OCTYLTRICHLOROSILANE	1801	8		ORGANIC PEROXIDE TYPE F, SOLID, TEMPERATURE CONTROLLED	3120	5.2	
Oenanthol, see	3056	3		Organic peroxides, see 2.2.52.4 for an alphabetic list of currently assigned organic peroxides and see	3101 to 3120	5.2	
OIL GAS, COMPRESSED	1071	2		ORGANIC PIGMENTS, SELF- HEATING	3313	4.2	
Oleum, see	1831	8		ORGANOARSENIC COMPOUND, LIQUID, N.O.S.	3280	6.1	
ORGANIC PEROXIDE TYPE B, LIQUID	3101	5.2		ORGANOARSENIC COMPOUND, SOLID, N.O.S.	3465	6.1	
ORGANIC PEROXIDE TYPE B, LIQUID, TEMPERATURE CONTROLLED	3111	5.2		ORGANOCHLORINE PESTICIDE, LIQUID, FLAMMABLE, TOXIC, flash-point less than 23 °C	2762	3	
ORGANIC PEROXIDE TYPE B, SOLID	3102	5.2		ORGANOCHLORINE PESTICIDE, LIQUID, TOXIC	2996	6.1	
ORGANIC PEROXIDE TYPE B, SOLID, TEMPERATURE CONTROLLED	3112	5.2		ORGANOCHLORINE PESTICIDE, LIQUID, TOXIC, FLAMMABLE, flash-point not less than 23 °C	2995	6.1	
ORGANIC PEROXIDE TYPE C, LIQUID	3103	5.2		ORGANOCHLORINE PESTICIDE, SOLID, TOXIC	2761	6.1	
ORGANIC PEROXIDE TYPE C, LIQUID, TEMPERATURE CONTROLLED	3113	5.2		ORGANOMETALLIC COMPOUND, LIQUID, TOXIC, N.O.S.	3282	6.1	
ORGANIC PEROXIDE TYPE C, SOLID	3104	5.2		ORGANOMETALLIC COMPOUND, SOLID, TOXIC, N.O.S.	3467	6.1	
ORGANIC PEROXIDE TYPE C, SOLID, TEMPERATURE CONTROLLED	3114	5.2		Organometallic compound, solid, water-reactive, flammable, n.o.s., see	3396	4.3	
ORGANIC PEROXIDE TYPE D, LIQUID	3105	5.2					
ORGANIC PEROXIDE TYPE D, LIQUID, TEMPERATURE CONTROLLED	3115	5.2					
ORGANIC PEROXIDE TYPE D, SOLID	3106	5.2					
ORGANIC PEROXIDE TYPE D, SOLID, TEMPERATURE CONTROLLED	3116	5.2					

Copyright © United Nations, 2019. All rights reserved

Name and description	UN No.	Class	Remarks	Name and description	UN No.	Class	Remarks
Organometallic compound or Organometallic compound solution or Organometallic compound dispersion, water-reactive, flammable, n.o.s., see	3399	4.3		ORGANOPHOSPHORUS PESTICIDE, LIQUID, TOXIC, FLAMMABLE, flash-point not less than 23 °C	3017	6.1	
ORGANOMETALLIC SUBSTANCE, LIQUID, PYROPHORIC	3392	4.2		ORGANOPHOSPHORUS PESTICIDE, SOLID, TOXIC	2783	6.1	
ORGANOMETALLIC SUBSTANCE, SOLID, PYROPHORIC	3391	4.2		ORGANOTIN COMPOUND, LIQUID, N.O.S.	2788	6.1	
ORGANOMETALLIC SUBSTANCE, SOLID, SELF-HEATING	3400	4.2		ORGANOTIN COMPOUND, SOLID, N.O.S.	3146	6.1	
ORGANOMETALLIC SUBSTANCE, LIQUID, PYROPHORIC, WATER-REACTIVE	3394	4.2		ORGANOTIN PESTICIDE, LIQUID, FLAMMABLE, TOXIC, flash-point less than 23 °C	2787	3	
ORGANOMETALLIC SUBSTANCE, SOLID, PYROPHORIC, WATER-REACTIVE	3393	4.2		ORGANOTIN PESTICIDE, LIQUID, TOXIC	3020	6.1	
ORGANOMETALLIC SUBSTANCE, LIQUID, WATER-REACTIVE	3398	4.3		ORGANOTIN PESTICIDE, LIQUID, TOXIC, FLAMMABLE, flash-point not less than 23 °C	3019	6.1	
ORGANOMETALLIC SUBSTANCE, SOLID, WATER-REACTIVE	3395	4.3		ORGANOTIN PESTICIDE, SOLID, TOXIC	2786	6.1	
ORGANOMETALLIC SUBSTANCE, LIQUID, WATER-REACTIVE, FLAMMABLE	3399	4.3		Orthophosphoric acid, see	1805	8	
ORGANOMETALLIC SUBSTANCE, SOLID, WATER-REACTIVE, FLAMMABLE	3396	4.3		OSMIUM TETROXIDE	2471	6.1	
ORGANOMETALLIC SUBSTANCE, SOLID, WATER-REACTIVE, SELF-HEATING	3397	4.3		OXIDIZING LIQUID, N.O.S.	3139	5.1	
ORGANOPHOSPHORUS COMPOUND, LIQUID; TOXIC, N.O.S.	3278	6.1		OXIDIZING LIQUID, CORROSIVE, N.O.S.	3098	5.1	
ORGANOPHOSPHORUS COMPOUND, SOLID, TOXIC, N.O.S.	3464	6.1		OXIDIZING LIQUID, TOXIC, N.O.S.	3099	5.1	
ORGANOPHOSPHORUS COMPOUND, TOXIC, FLAMMABLE, N.O.S.	3279	6.1		OXIDIZING SOLID, N.O.S.	1479	5.1	
ORGANOPHOSPHORUS PESTICIDE, LIQUID, FLAMMABLE, TOXIC, flash-point less than 23 °C	2784	3		OXIDIZING SOLID, CORROSIVE, N.O.S.	3085	5.1	
ORGANOPHOSPHORUS PESTICIDE, LIQUID, TOXIC	3018	6.1		OXIDIZING SOLID, FLAMMABLE, N.O.S.	3137	5.1	Carriage prohibited
				OXIDIZING SOLID, SELF-HEATING, N.O.S.	3100	5.1	Carriage prohibited
				OXIDIZING SOLID, TOXIC, N.O.S.	3087	5.1	
				OXIDIZING SOLID, WATER-REACTIVE, N.O.S.	3121	5.1	Carriage prohibited
				Oxirane, see	1040	2	
				OXYGEN, COMPRESSED	1072	2	
				OXYGEN DIFLUORIDE, COMPRESSED	2190	2	

Copyright © United Nations, 2019. All rights reserved

Name and description	UN No.	Class	Remarks	Name and description	UN No.	Class	Remarks
OXYGEN GENERATOR, CHEMICAL	3356	5.1		PENTAFLUOROETHANE	3220	2	
				Pentafluoroethane, 1,1,1-trifluoroethane, and 1,1,1,2-tetrafluoroethane zeotropic mixture with approximately 44% pentafluoroethane and 52% 1,1,1-trifluoroethane, see	3337	2	
OXYGEN, REFRIGERATED LIQUID	1073	2					
1-Oxy-4-nitrobenzene, see	1663	6.1		PENTAMETHYLHEPTANE	2286	3	
PACKAGINGS, DISCARDED, EMPTY, UNCLEANED	3509	9		Pentanal, see	2058	3	
PAINT (including paint, lacquer, enamel, stain, shellac, varnish, polish, liquid filler and liquid lacquer base)	1263 3066 3469 3470	3 8 3 8		PENTANE-2,4-DIONE	2310	3	
PAINT RELATED MATERIAL (including paint thinning and reducing compound)	1263 3066 3469 3470	3 8 3 8		PENTANES, liquid	1265	3	
Paint thinning and reducing compound, see	1263 3066 3469 3470	3 8 3 8		n-Pentane, see	1265	3	
				PENTANOLS	1105	3	
PAPER, UNSATURATED OIL TREATED, incompletely dried (including carbon paper)	1379	4.2		n-Pentanol, see	1105	3	
Paraffin, see	1223	3		3-Pentanol, see	1105	3	
PARAFORMALDEHYDE	2213	4.1		1-PENTENE	1108	3	
PARALDEHYDE	1264	3		1-PENTOL	2705	8	
PCBs, see	2315 3432	9 9		PENTOLITE, dry or wetted with less than 15% water, by mass	0151	1	
PENTABORANE	1380	4.2		Pentyl nitrite, see	1113	3	
PENTACHLOROETHANE	1669	6.1		PERCHLORATES, INORGANIC, N.O.S.	1481	5.1	
PENTACHLOROPHENOL	3155	6.1		PERCHLORATES, INORGANIC, AQUEOUS SOLUTION, N.O.S.	3211	5.1	
PENTAERYTHRITE TETRANITRATE with not less than 7% wax, by mass	0411	1		PERCHLORIC ACID with more than 50% but not more than 72% acid, by mass	1873	5.1	
PENTAERYTHRITE TETRANITRATE, DESENSITIZED with not less than 15% phlegmatizer, by mass	0150	1		PERCHLORIC ACID with not more than 50% acid, by mass	1802	8	
PENTAERYTHRITE TETRANITRATE MIXTURE, DESENSITIZED, SOLID, N.O.S. with more than 10% but not more than 20% PETN, by mass	3344	4.1		Perchlorobenzene, see	2729	6.1	
PENTAERYTHRITE TETRANITRATE, WETTED with not less than 25% water, by mass	0150	1		Perchlorocyclopentadiene, see	2646	6.1	
PENTAERYTHRITOL TETRANITRATE, see	0150 0411 3344	1 1 4.1		Perchloroethylene, see	1897	6.1	
				PERCHLOROMETHYL MERCAPTAN	1670	6.1	
				PERCHLORYL FLUORIDE	3083	2	
				Perfluoroacetylchloride, see	3057	2	
				PERFLUORO(ETHYL VINYL ETHER)	3154	2	
				PERFLUORO(METHYL VINYL ETHER)	3153	2	
				Perfluoropropane, see	2424	2	

Copyright © United Nations, 2019. All rights reserved

Name and description	UN No.	Class	Remarks	Name and description	UN No.	Class	Remarks
PERFUMERY PRODUCTS with flammable solvents	1266	3		Petroleum spirit, see	1268	3	
PERMANGANATES, INORGANIC, N.O.S.	1482	5.1		PHENACYL BROMIDE	2645	6.1	
PERMANGANATES, INORGANIC, AQUEOUS SOLUTION, N.O.S.	3214	5.1		PHENETIDINES	2311	6.1	
PEROXIDES, INORGANIC, N.O.S.	1483	5.1		PHENOLATES, LIQUID	2904	8	
PERSULPHATES, INORGANIC, N.O.S.	3215	5.1		PHENOLATES, SOLID	2905	8	
PERSULPHATES, INORGANIC, AQUEOUS SOLUTION, N.O.S.	3216	5.1		PHENOL, MOLTEN	2312	6.1	
PESTICIDE, LIQUID, FLAMMABLE, TOXIC, N.O.S., flash-point less than 23 °C	3021	3		PHENOL, SOLID	1671	6.1	
PESTICIDE, LIQUID, TOXIC, N.O.S.	2902	6.1		PHENOL SOLUTION	2821	6.1	
PESTICIDE, LIQUID, TOXIC, FLAMMABLE, N.O.S., flash-point not less than 23 °C	2903	6.1		PHENOLSULPHONIC ACID, LIQUID	1803	8	
PESTICIDE, SOLID, TOXIC, N.O.S.	2588	6.1		PHENOXYACETIC ACID DERIVATIVE PESTICIDE, LIQUID, FLAMMABLE, TOXIC, flash-point less than 23 °C	3346	3	
Pesticide, toxic, under compressed gas, n.o.s, see	1950	2		PHENOXYACETIC ACID DERIVATIVE PESTICIDE, LIQUID, TOXIC	3348	6.1	
PETN, see	0150 0411 3344	1 1 4.1		PHENOXYACETIC ACID DERIVATIVE PESTICIDE, LIQUID, TOXIC, FLAMMABLE, flash-point not less than 23 °C	3347	6.1	
PETN/TNT, see	0151	1		PHENOXYACETIC ACID DERIVATIVE PESTICIDE, SOLID, TOXIC	3345	6.1	
PETROL	1203	3		PHENYLACETONITRILE, LIQUID	2470	6.1	
Petrol and ethanol mixture, with more than 10% ethanol, see	3475	3		PHENYLACETYL CHLORIDE	2577	8	
PETROLEUM CRUDE OIL	1267	3		Phenylamine, see	1547	6.1	
PETROLEUM DISTILLATES, N.O.S.	1268	3		1-Phenylbutane, see	2709	3	
Petroleum ether, see	1268	3		2-Phenylbutane, see	2709	3	
PETROLEUM GASES, LIQUEFIED	1075	2		PHENYLCARBYLAMINE CHLORIDE	1672	6.1	
Petroleum naphtha, see	1268	3		PHENYL CHLOROFORMATE	2746	6.1	
Petroleum oil, see	1268	3		Phenyl cyanide, see	2224	6.1	
PETROLEUM PRODUCTS, N.O.S.	1268	3		PHENYLENEDIAMINES (o-, m-, p-)	1673	6.1	
Petroleum raffinate, see	1268	3		Phenylethylene, see	2055	3	
PETROLEUM SOUR CRUDE OIL, FLAMMABLE, TOXIC	3494	3		PHENYLHYDRAZINE	2572	6.1	
				PHENYL ISOCYANATE	2487	6.1	
				Phenylisocyanodichloride, see	1672	6.1	
				PHENYL MERCAPTAN	2337	6.1	



Copyright © United Nations, 2019. All rights reserved

Name and description	UN No.	Class	Remarks	Name and description	UN No.	Class	Remarks
PHENYLMERCURIC ACETATE	1674	6.1		PHOSPHORUS PENTOXIDE	1807	8	
PHENYLMERCURIC COMPOUND, N.O.S.	2026	6.1		PHOSPHORUS SESQUISULPHIDE, free from yellow and white phosphorus	1341	4.1	
PHENYLMERCURIC HYDROXIDE	1894	6.1		Phosphorus (V) sulphide, free from yellow and white phosphorus, see	1340	4.3	
PHENYLMERCURIC NITRATE	1895	6.1		Phosphorus sulphochloride, see	1837	8	
PHENYLPHOSPHORUS DICHLORIDE	2798	8		PHOSPHORUS TRIBROMIDE	1808	8	
PHENYLPHOSPHORUS THIODICHLORIDE	2799	8		PHOSPHORUS TRICHLORIDE	1809	6.1	
2-Phenylpropene, see	2303	3		PHOSPHORUS TRIOXIDE	2578	8	
PHENYLTRICHLOROSILANE	1804	8		PHOSPHORUS TRISULPHIDE, free from yellow and white phosphorus	1343	4.1	
PHOSGENE	1076	2		PHOSPHORUS, WHITE, DRY	1381	4.2	
9-PHOSPHABICYCLONONANES	2940	4.2		PHOSPHORUS, WHITE IN SOLUTION	1381	4.2	
PHOSPHINE	2199	2		PHOSPHORUS, WHITE, MOLTEN	2447	4.2	
PHOSPHINE, ADSORBED	3525	2		PHOSPHORUS, WHITE, UNDER WATER	1381	4.2	
Phosphoretted hydrogen, see	2199	2		PHOSPHORUS, YELLOW, DRY	1381	4.2	
PHOSPHORIC ACID, SOLUTION	1805	8		PHOSPHORUS, YELLOW, IN SOLUTION	1381	4.2	
PHOSPHORIC ACID, SOLID	3453	8		PHOSPHORUS, YELLOW, UNDER WATER	1381	4.2	
Phosphoric acid, anhydrous, see	1807	8		Phosphoryl chloride, see	1810	6.1	
PHOSPHOROUS ACID	2834	8		PHTHALIC ANHYDRIDE with more than 0.05% of maleic anhydride	2214	8	
PHOSPHORUS, AMORPHOUS	1338	4.1		PICOLINES	2313	3	
Phosphorus bromide, see	1808	8		PICRAMIDE, see	0153	1	
Phosphorus chloride, see	1809	6.1		PICRIC ACID WETTED, see	1344 3364	4.1 4.1	
PHOSPHORUS HEPTASULPHIDE, free from yellow and white phosphorus	1339	4.1		PICRITE, see	0282	1	
PHOSPHORUS OXYBROMIDE	1939	8		PICRITE, WETTED, see	1336	4.1	
PHOSPHORUS OXYBROMIDE, MOLTEN	2576	8		Picrotoxin, see	3172 3462	6.1 6.1	
PHOSPHORUS OXYCHLORIDE	1810	6.1		PICRYL CHLORIDE, see	0155	1	
PHOSPHORUS PENTABROMIDE	2691	8		PICRYL CHLORIDE, WETTED, see	3365	4.1	
PHOSPHORUS PENTACHLORIDE	1806	8		alpha-PINENE	2368	3	
PHOSPHORUS PENTAFLUORIDE	2198	2		PINE OIL	1272	3	
PHOSPHORUS PENTAFLUORIDE, ADSORBED	3524	2		PIPERAZINE	2579	8	
PHOSPHORUS PENTASULPHIDE, free from yellow and white phosphorus	1340	4.3					

Copyright © United Nations, 2019. All rights reserved

Name and description	UN No.	Class	Remarks	Name and description	UN No.	Class	Remarks
PIPERIDINE	2401	8		POLYMERIZING SUBSTANCE, SOLID, TEMPERATURE CONTROLLED, N.O.S.	3533	4.1	
Pivaloyl chloride, see	2438	6.1		Polystyrene beads, expandable, see	2211	9	
Plastic explosives, see	0084	1		POTASSIUM	2257	4.3	
PLASTICS MOULDING COMPOUND in dough, sheet or extruded rope form evolving flammable vapour	3314	9		POTASSIUM ARSENATE	1677	6.1	
PLASTICS, NITROCELLULOSE-BASED, SELF-HEATING, N.O.S.	2006	4.2		POTASSIUM ARSENITE	1678	6.1	
Polish, see	1263	3		Potassium bifluoride, see	1811	8	
	3066	8		Potassium bisulphate, see	2509	8	
	3469	3		Potassium bisulphite solution, see	2693	8	
POLYAMINES, FLAMMABLE, CORROSIVE, N.O.S.	3470	8		POTASSIUM BOROHYDRIDE	1870	4.3	
	2733	3		POTASSIUM BROMATE	1484	5.1	
POLYAMINES, LIQUID, CORROSIVE, N.O.S.	2735	8		POTASSIUM CHLORATE	1485	5.1	
POLYAMINES, LIQUID, CORROSIVE, FLAMMABLE, N.O.S.	2734	8		POTASSIUM CHLORATE, AQUEOUS SOLUTION	2427	5.1	
POLYAMINES, SOLID, CORROSIVE, N.O.S.	3259	8		Potassium chlorate mixed with mineral oil, see	0083	1	
POLYCHLORINATED BIPHENYLS, LIQUID	2315	9		POTASSIUM CUPROCYANIDE	1679	6.1	
POLYCHLORINATED BIPHENYLS, SOLID	3432	9		POTASSIUM CYANIDE, SOLID	1680	6.1	
POLYESTER RESIN KIT, liquid base material	3269	3		POTASSIUM CYANIDE, SOLUTION	3413	6.1	
POLYESTER RESIN KIT, solid base material	3527	4.1		Potassium dicyanocuprate (I), see	1679	6.1	
POLYHALOGENATED BIPHENYLS, LIQUID	3151	9		POTASSIUM DITHIONITE	1929	4.2	
POLYHALOGENATED BIPHENYLS, SOLID	3152	9		POTASSIUM FLUORIDE, SOLID	1812	6.1	
POLYHALOGENATED TERPHENYLS, LIQUID	3151	9		POTASSIUM FLUORIDE, SOLUTION	3422	6.1	
POLYHALOGENATED TERPHENYLS, SOLID	3152	9		POTASSIUM FLUOROACETATE	2628	6.1	
POLYMERIC BEADS, EXPANDABLE, evolving flammable vapour	2211	9		POTASSIUM FLUOROSILICATE	2655	6.1	
POLYMERIZING SUBSTANCE, LIQUID, STABILIZED, N.O.S.	3532	4.1		Potassium hexafluorosilicate, see	2655	6.1	
POLYMERIZING SUBSTANCE, LIQUID, TEMPERATURE CONTROLLED, N.O.S.	3534	4.1		Potassium hydrate, see	1814	8	
POLYMERIZING SUBSTANCE, SOLID, STABILIZED, N.O.S.	3531	4.1		POTASSIUM HYDROGEN SULPHATE	1811	8	
				POTASSIUM HYDROGENDIFLUORIDE, SOLID	3421	8	
				POTASSIUM HYDROGENDIFLUORIDE, SOLUTION			
				POTASSIUM HYDROSULPHITE, see	2509	8	
					1929	4.2	

Copyright © United Nations, 2019. All rights reserved

Name and description	UN No.	Class	Remarks	Name and description	UN No.	Class	Remarks
Potassium hydroxide, liquid, see	1814	8		POWDER CAKE, WETTED with not less than 25% water, by mass	0159	1	
POTASSIUM HYDROXIDE, SOLID	1813	8		POWDER PASTE, see	0159 0433	1 1	
POTASSIUM HYDROXIDE SOLUTION	1814	8		POWDER, SMOKELESS	0160 0161 0509	1 1 1	
POTASSIUM METAL ALLOYS, LIQUID	1420	4.3		Power devices, explosive, see	0275 0276 0323 0381	1 1 1 1	
POTASSIUM METAL ALLOYS, SOLID	3403	4.3		PRIMERS, CAP TYPE	0044 0377 0378	1 1 1	
POTASSIUM METAVANADATE	2864	6.1		Primers, small arms, see	0044	1	
POTASSIUM MONOXIDE	2033	8		PRIMERS, TUBULAR	0319 0320 0376	1 1 1	
POTASSIUM NITRATE	1486	5.1		PRINTING INK, flammable or PRINTING INK RELATED MATERIAL (including printing ink thinning or reducing compound), flammable	1210	3	
Potassium nitrate and sodium nitrate mixture, see	1499	5.1		Projectiles, illuminating, see	0171 0254 0297	1 1 1	
POTASSIUM NITRATE AND SODIUM NITRITE MIXTURE	1487	5.1		PROJECTILES, inert with tracer	0345 0424 0425	1 1 1	
POTASSIUM NITRITE	1488	5.1		PROJECTILES with burster or expelling charge	0346 0347 0426 0427 0434 0435	1 1 1 1 1 1	
POTASSIUM PERCHLORATE	1489	5.1		PROJECTILES with bursting charge	0167 0168 0169 0324 0344	1 1 1 1 1	
POTASSIUM PERMANGANATE	1490	5.1		PROPADIENE, STABILIZED	2200	2	
POTASSIUM PEROXIDE	1491	5.1		Propadiene and methyl acetylene mixture, stabilized, see	1060	2	
POTASSIUM PERSULPHATE	1492	5.1		PROPANE	1978	2	
POTASSIUM PHOSPHIDE	2012	4.3		PROPANETHIOLS	2402	3	
Potassium selenate, see	2630	6.1		n-PROPANOL	1274	3	
Potassium selenite, see	2630	6.1		PROPELLANT, LIQUID	0495 0497	1 1	
Potassium silicofluoride, see	2655	6.1					
POTASSIUM SODIUM ALLOYS, LIQUID	1422	4.3					
POTASSIUM SODIUM ALLOYS, SOLID	3404	4.3					
POTASSIUM SULPHIDE with less than 30% water of crystallization	1382	4.2					
POTASSIUM SULPHIDE, ANHYDROUS	1382	4.2					
POTASSIUM SULPHIDE, HYDRATED with not less than 30% water of crystallization	1847	8					
POTASSIUM SUPEROXIDE	2466	5.1					
Potassium tetracyano-mercurate (II), see	1626	6.1					
POWDER CAKE, WETTED with not less than 17% alcohol, by mass	0433	1					

Copyright © United Nations, 2019. All rights reserved

Name and description	UN No.	Class	Remarks	Name and description	UN No.	Class	Remarks
PROPELLANT, SOLID	0498 0499 0501	1 1 1		PYRETHROID PESTICIDE, LIQUID, FLAMMABLE, TOXIC, flash-point less than 23 °C	3350	3	
Propellant with a single base, Propellant with a double base, Propellant with a triple base, see	0160 0161	1 1		PYRETHROID PESTICIDE, LIQUID, TOXIC	3352	6.1	
Propene, see	1077	2		PYRETHROID PESTICIDE, LIQUID, TOXIC, FLAMMABLE, flash-point not less than 23 °C	3351	6.1	
PROPIONALDEHYDE	1275	3		PYRETHROID PESTICIDE, SOLID, TOXIC	3349	6.1	
PROPIONIC ACID with not less than 10% and less than 90% acid by mass	1848	8		PYRIDINE	1282	3	
PROPIONIC ACID with not less than 90% acid by mass	3463	8		Pyrophoric organometallic compound, water-reactive, n.o.s., liquid, see	3394	4.2	
PROPIONIC ANHYDRIDE	2496	8		Pyrophoric organometallic compound, water-reactive, n.o.s., solid, see	3393	4.2	
PROPIONITRILE	2404	3		PYROPHORIC ALLOY, N.O.S.	1383	4.2	
PROPIONYL CHLORIDE	1815	3		PYROPHORIC LIQUID, INORGANIC, N.O.S.	3194	4.2	
n-PROPYL ACETATE	1276	3		PYROPHORIC LIQUID, ORGANIC, N.O.S.	2845	4.2	
PROPYL ALCOHOL, NORMAL, see	1274	3		PYROPHORIC METAL, N.O.S.	1383	4.2	
PROPYLAMINE	1277	3		PYROPHORIC SOLID, INORGANIC, N.O.S.	3200	4.2	
n-PROPYLBENZENE	2364	3		PYROPHORIC SOLID, ORGANIC, N.O.S.	2846	4.2	
Propyl chloride, see	1278	3		PYROSULPHURYL CHLORIDE	1817	8	
n-PROPYL CHLOROFORMATE	2740	6.1		Pyroxylin solution, see	2059	3	
PROPYLENE	1077	2		PYRROLIDINE	1922	3	
PROPYLENE CHLOROHYDRIN	2611	6.1		QUINOLINE	2656	6.1	
1,2-PROPYLENEDIAMINE	2258	8		Quinone, see	2587	6.1	
Propylene dichloride, see	1279	3		RADIOACTIVE MATERIAL, EXCEPTED PACKAGE - ARTICLES MANUFACTURED FROM NATURAL URANIUM or DEPLETED URANIUM or NATURAL THORIUM	2909	7	
PROPYLENEIMINE, STABILIZED	1921	3		RADIOACTIVE MATERIAL, EXCEPTED PACKAGE - EMPTY PACKAGING	2908	7	
PROPYLENE OXIDE	1280	3		RADIOACTIVE MATERIAL, EXCEPTED PACKAGE - INSTRUMENTS or ARTICLES	2911	7	
PROPYLENE TETRAMER	2850	3					
Propylene trimer, see	2057	3					
PROPYL FORMATES	1281	3					
n-PROPYL ISOCYANATE	2482	6.1					
Propyl mercaptan, see	2402	3					
n-PROPYL NITRATE	1865	3					
PROPYLTRICHLOROSILANE	1816	8					
Pyrazine hexahydride, see	2579	8					

Copyright © United Nations, 2019. All rights reserved

Name and description	UN No.	Class	Remarks	Name and description	UN No.	Class	Remarks
RADIOACTIVE MATERIAL, EXCEPTED PACKAGE - LIMITED QUANTITY OF MATERIAL	2910	7		RADIOACTIVE MATERIAL, TYPE B(M) PACKAGE, non fissile or fissile-excepted	2917	7	
RADIOACTIVE MATERIAL, LOW SPECIFIC ACTIVITY (LSA-I), non fissile or fissile-excepted	2912	7		RADIOACTIVE MATERIAL, TYPE B(U) PACKAGE, FISSILE	3328	7	
RADIOACTIVE MATERIAL, LOW SPECIFIC ACTIVITY (LSA-II), FISSILE	3324	7		RADIOACTIVE MATERIAL, TYPE B(U) PACKAGE, non fissile or fissile-excepted	2916	7	
RADIOACTIVE MATERIAL, LOW SPECIFIC ACTIVITY (LSA-II), non fissile or fissile-excepted	3321	7		RADIOACTIVE MATERIAL, TYPE C PACKAGE, FISSILE	3330	7	
RADIOACTIVE MATERIAL, LOW SPECIFIC ACTIVITY, (LSA-III), FISSILE	3325	7		RADIOACTIVE MATERIAL, TYPE C PACKAGE, non fissile or fissile-excepted	3323	7	
RADIOACTIVE MATERIAL, LOW SPECIFIC ACTIVITY (LSA-III), non fissile or fissile-excepted	3322	7		RADIOACTIVE MATERIAL, URANIUM HEXAFLUORIDE, FISSILE	2977	7	
RADIOACTIVE MATERIAL, SURFACE CONTAMINATED OBJECTS (SCO-I or SCO-II), FISSILE	3326	7		RADIOACTIVE MATERIAL, URANIUM HEXAFLUORIDE, non fissile or fissile-excepted	2978	7	
RADIOACTIVE MATERIAL, SURFACE CONTAMINATED OBJECTS (SCO-I or SCO-II), non fissile or fissile-excepted	2913	7		Rags, oily	1856	4.2	Not subject to ADN
RADIOACTIVE MATERIAL, TRANSPORTED UNDER SPECIAL ARRANGEMENT, FISSILE	3331	7		RDX, see	0072	1	
RADIOACTIVE MATERIAL, TRANSPORTED UNDER SPECIAL ARRANGEMENT, non fissile or fissile-excepted	2919	7			0391	1	
RADIOACTIVE MATERIAL, TYPE A PACKAGE, FISSILE, non-special form	3327	7			0483	1	
RADIOACTIVE MATERIAL, TYPE A PACKAGE, non-special form, non fissile or fissile-excepted	2915	7		RECEPTACLES, SMALL, CONTAINING GAS without a release device, non-refillable	2037	2	
RADIOACTIVE MATERIAL, TYPE A PACKAGE, SPECIAL FORM, FISSILE	3333	7		Red phosphorus, see	1338	4.1	
RADIOACTIVE MATERIAL, TYPE A PACKAGE, SPECIAL FORM, non fissile or fissile-excepted	3332	7		REFRIGERANT GAS, N.O.S., such as mixture F1, mixture F2 or mixture P2	1078	2	
RADIOACTIVE MATERIAL, TYPE B(M) PACKAGE, FISSILE	3329	7		REFRIGERANT GAS R 12, see	1028	2	
				REFRIGERANT GAS R 12B1, see	1974	2	
				REFRIGERANT GAS R 13, see	1022	2	
				REFRIGERANT GAS R 13B1, see	1009	2	
				REFRIGERANT GAS R 14, see	1982	2	
				REFRIGERANT GAS R 21, see	1029	2	
				REFRIGERANT GAS R 22, see	1018	2	
				REFRIGERANT GAS R 23, see	1984	2	
				REFRIGERANT GAS R 32, see	3252	2	
				REFRIGERANT GAS R 40, see	1063	2	
				REFRIGERANT GAS R 41, see	2454	2	
				REFRIGERANT GAS R 114, see	1958	2	

Copyright © United Nations, 2019. All rights reserved

Name and description	UN No.	Class	Remarks	Name and description	UN No.	Class	Remarks
REFRIGERANT GAS R 115, see	1020	2		Road oil, with a flash-point not greater than 60 °C, see	1999	3	
REFRIGERANT GAS R 116, see	2193	2		Road oil, with a flash-point above 60 °C, at or above its flash-point, see	3256	3	
REFRIGERANT GAS R 124, see	1021	2		Road oil, at or above 100 °C and below its flash-point, see	3257	9	
REFRIGERANT GAS R 125, see	3220	2		ROCKET MOTORS	0186	1	
REFRIGERANT GAS R 133a, see	1983	2			0280	1	
REFRIGERANT GAS R 134a, see	3159	2			0281	1	
REFRIGERANT GAS R 142b, see	2517	2			0510	1	
REFRIGERANT GAS R 143a, see	2035	2		ROCKET MOTORS, LIQUID FUELLED	0395	1	
REFRIGERANT GAS R 152a, see	1030	2			0396	1	
REFRIGERANT GAS R 161, see	2453	2		ROCKET MOTORS WITH HYPERGOLIC LIQUIDS with or without expelling charge	0250	1	
REFRIGERANT GAS R 218, see	2424	2			0322	1	
REFRIGERANT GAS R 227, see	3296	2		ROCKETS with bursting charge	0180	1	
REFRIGERANT GAS R 404A	3337	2			0181	1	
REFRIGERANT GAS R 407A	3338	2			0182	1	
REFRIGERANT GAS R 407B	3339	2			0295	1	
REFRIGERANT GAS R 407C	3340	2		ROCKETS with expelling charge	0436	1	
REFRIGERANT GAS R 500, see	2602	2			0437	1	
REFRIGERANT GAS R 502, see	1973	2			0438	1	
REFRIGERANT GAS R 503, see	2599	2		ROCKETS with inert head	0183	1	
REFRIGERANT GAS R 1132a, see	1959	2			0502	1	
REFRIGERANT GAS R 1216, see	1858	2		ROCKETS, LINE-THROWING	0238	1	
REFRIGERANT GAS R 1318, see	2422	2			0240	1	
REFRIGERANT GAS RC 318, see	1976	2			0453	1	
REFRIGERATING MACHINES containing flammable, non-toxic, liquefied gas	3358	2		ROCKETS, LIQUID FUELLED with bursting charge	0397	1	
REFRIGERATING MACHINES containing non-flammable, non-toxic, gases or ammonia solutions (UN 2672)	2857	2			0398	1	
REGULATED MEDICAL WASTE, N.O.S.	3291	6.2		ROSIN OIL	1286	3	
RELEASE DEVICES, EXPLOSIVE	0173	1		RUBBER SCRAP, powdered or granulated	1345	4.1	
RESIN SOLUTION, flammable	1866	3		RUBBER SHODDY, powdered or granulated	1345	4.1	
Resorcin, see	2876	6.1		RUBBER SOLUTION	1287	3	
RESORCINOL	2876	6.1		RUBIDIUM	1423	4.3	
RIVETS, EXPLOSIVE	0174	1		RUBIDIUM HYDROXIDE	2678	8	
				RUBIDIUM HYDROXIDE SOLUTION	2677	8	
				Rubidium nitrate, see	1477	5.1	
				SAFETY DEVICES, electrically initiated	3268	9	
				SAFETY DEVICES, PYROTECHNIC	0503	1	
				Saltpetre, see	1486	5.1	

Copyright © United Nations, 2019. All rights reserved

Name and description	UN No.	Class	Remarks	Name and description	UN No.	Class	Remarks
SAMPLES, EXPLOSIVE, other than initiating explosive	0190	1		SELF-HEATING SOLID, OXIDIZING, N.O.S.	3127	4.2	Carriage prohibited
Sand acid, see	1778	8		SELF-HEATING SOLID, TOXIC, INORGANIC, N.O.S.	3191	4.2	
Seat-belt pretensioners, see	0503 3268	1 9		SELF-HEATING SOLID, TOXIC, ORGANIC, N.O.S.	3128	4.2	
SEED CAKE with more than 1.5% oil and not more than 11% moisture	1386	4.2		SELF-REACTIVE LIQUID TYPE B	3221	4.1	
SEED CAKE with not more than 1.5% oil and not more than 11% moisture	2217	4.2		SELF-REACTIVE LIQUID TYPE B, TEMPERATURE CONTROLLED	3231	4.1	
Seed expellers, see	1386 2217	4.2 4.2		SELF-REACTIVE LIQUID TYPE C	3223	4.1	
SELENATES	2630	6.1		SELF-REACTIVE LIQUID TYPE C, TEMPERATURE CONTROLLED	3233	4.1	
SELENIC ACID	1905	8		SELF-REACTIVE LIQUID TYPE D	3225	4.1	
SELENITES	2630	6.1		SELF-REACTIVE LIQUID TYPE D, TEMPERATURE CONTROLLED	3235	4.1	
SELENIUM COMPOUND, LIQUID, N.O.S.	3440	6.1		SELF-REACTIVE LIQUID TYPE E	3227	4.1	
SELENIUM COMPOUND, SOLID, N.O.S.	3283	6.1		SELF-REACTIVE LIQUID TYPE E, TEMPERATURE CONTROLLED	3237	4.1	
SELENIUM DISULPHIDE	2657	6.1		SELF-REACTIVE LIQUID TYPE F	3229	4.1	
SELENIUM HEXAFLUORIDE	2194	2		SELF-REACTIVE LIQUID TYPE F, TEMPERATURE CONTROLLED	3239	4.1	
SELENIUM OXYCHLORIDE	2879	8		SELF-REACTIVE SOLID TYPE B	3222	4.1	
SELF-HEATING LIQUID, CORROSIVE, INORGANIC, N.O.S.	3188	4.2		SELF-REACTIVE SOLID TYPE B, TEMPERATURE CONTROLLED	3232	4.1	
SELF-HEATING LIQUID, CORROSIVE, ORGANIC, N.O.S.	3185	4.2		SELF-REACTIVE SOLID TYPE C	3224	4.1	
SELF-HEATING LIQUID, INORGANIC, N.O.S.	3186	4.2		SELF-REACTIVE SOLID TYPE C, TEMPERATURE CONTROLLED	3234	4.1	
SELF-HEATING LIQUID, ORGANIC, N.O.S.	3183	4.2		SELF-REACTIVE SOLID TYPE D	3226	4.1	
SELF-HEATING LIQUID, TOXIC, INORGANIC, N.O.S.	3187	4.2		SELF-REACTIVE SOLID TYPE D, TEMPERATURE CONTROLLED	3236	4.1	
SELF-HEATING LIQUID, TOXIC, ORGANIC, N.O.S.	3184	4.2		SELF-REACTIVE SOLID TYPE E	3228	4.1	
SELF-HEATING SOLID, CORROSIVE, INORGANIC, N.O.S.	3192	4.2					
SELF-HEATING SOLID, CORROSIVE, ORGANIC, N.O.S.	3126	4.2					
SELF-HEATING SOLID, INORGANIC, N.O.S.	3190	4.2					
SELF-HEATING SOLID, ORGANIC, N.O.S.	3088	4.2					

Copyright © United Nations, 2019. All rights reserved

Name and description	UN No.	Class	Remarks	Name and description	UN No.	Class	Remarks
SELF-REACTIVE SOLID TYPE E, TEMPERATURE CONTROLLED	3238	4.1		SILVER PICRATE, WETTED with not less than 30% water, by mass	1347	4.1	
SELF-REACTIVE SOLID TYPE F	3230	4.1		SLUDGE ACID	1906	8	
SELF-REACTIVE SOLID TYPE F, TEMPERATURE CONTROLLED	3240	4.1		SODA LIME with more than 4% sodium hydroxide	1907	8	
SHALE OIL	1288	3		SODIUM	1428	4.3	
Shaped charges, see	0059	1		Sodium aluminate, solid	2812	8	Not subject to ADN
	0439	1		SODIUM ALUMINATE SOLUTION	1819	8	
	0440	1					
	0441	1		SODIUM ALUMINIUM HYDRIDE	2835	4.3	
Shellac, see	1263	3		SODIUM AMMONIUM VANADATE	2863	6.1	
	3066	8					
	3469	3		SODIUM ARSANILATE	2473	6.1	
	3470	8		SODIUM ARSENATE	1685	6.1	
SIGNAL DEVICES, HAND	0191	1		SODIUM ARSENITE, AQUEOUS SOLUTION	1686	6.1	
	0373	1					
SIGNALS, DISTRESS, ship	0194	1		SODIUM ARSENITE, SOLID	2027	6.1	
	0195	1		SODIUM AZIDE	1687	6.1	
	0505	1					
Signals, distress, ship, water-activated, see	0506	1		Sodium bifluoride, see	2439	8	
	0249	1		Sodium binoxide, see	1504	5.1	
SIGNALS, RAILWAY TRACK, EXPLOSIVE	0192	1		Sodium bisulphite solution, see	2693	8	
	0193	1					
	0492	1		SODIUM BOROHYDRIDE	1426	4.3	
	0493	1					
SIGNALS, SMOKE	0196	1		SODIUM BOROHYDRIDE AND SODIUM HYDROXIDE SOLUTION, with not more than 12% sodium borohydride and not more than 40% sodium hydroxide by mass	3320	8	
	0197	1					
	0313	1					
	0487	1					
	0507	1					
SILANE	2203	2					
Silicofluoric acid, see	1778	8		SODIUM BROMATE	1494	5.1	
Silicofluorides, n.o.s., see	2856	6.1		SODIUM CACODYLATE	1688	6.1	
Silicon chloride, see	1818	8		SODIUM CARBONATE PEROXYHYDRATE	3378	5.1	
SILICON POWDER, AMORPHOUS	1346	4.1		SODIUM CHLORATE	1495	5.1	
SILICON TETRACHLORIDE	1818	8		SODIUM CHLORATE, AQUEOUS SOLUTION	2428	5.1	
SILICON TETRAFLUORIDE	1859	2					
SILICON TETRAFLUORIDE, ADSORBED	3521	2		Sodium chlorate mixed with dinitrotoluene, see	0083	1	
SILVER ARSENITE	1683	6.1		SODIUM CHLORITE	1496	5.1	
SILVER CYANIDE	1684	6.1		SODIUM CHLOROACETATE	2659	6.1	
SILVER NITRATE	1493	5.1					



Copyright © United Nations, 2019. All rights reserved

Name and description	UN No.	Class	Remarks	Name and description	UN No.	Class	Remarks
SODIUM CUPROCYANIDE, SOLID	2316	6.1		Sodium metasilicate pentahydrate, see	3253	8	
SODIUM CUPROCYANIDE SOLUTION	2317	6.1		SODIUM METHYLATE	1431	4.2	
SODIUM CYANIDE, SOLID	1689	6.1		SODIUM METHYLATE SOLUTION in alcohol	1289	3	
SODIUM CYANIDE, SOLUTION	3414	6.1		SODIUM MONOXIDE	1825	8	
Sodium dicyanocuprate (I), solid, see	2316	6.1		SODIUM NITRATE	1498	5.1	
Sodium dicyanocuprate (I) solution, see	2317	6.1		SODIUM NITRATE AND POTASSIUM NITRATE MIXTURE	1499	5.1	
Sodium dimethylarsenate, see	1688	6.1		SODIUM NITRITE	1500	5.1	
SODIUM DINITRO-o-CRESOLATE, dry or wetted with less than 15% water, by mass	0234	1		Sodium nitrite and potassium nitrate mixture, see	1487	5.1	
SODIUM DINITRO-o-CRESOLATE, WETTED with not less than 10% water, by mass	3369	4.1		SODIUM PENTACHLOROPHENATE	2567	6.1	
SODIUM DINITRO-o-CRESOLATE, WETTED with not less than 15% water, by mass	1348	4.1		SODIUM PERBORATE MONOHYDRATE	3377	5.1	
Sodium dioxide, see	1504	5.1		SODIUM PERCHLORATE	1502	5.1	
SODIUM DITHIONITE	1384	4.2		SODIUM PERMANGANATE	1503	5.1	
SODIUM FLUORIDE, SOLID	1690	6.1		SODIUM PEROXIDE	1504	5.1	
SODIUM FLUORIDE, SOLUTION	3415	6.1		SODIUM PEROXOBORATE, ANHYDROUS	3247	5.1	
SODIUM FLUOROACETATE	2629	6.1		SODIUM PERSULPHATE	1505	5.1	
SODIUM FLUOROSILICATE	2674	6.1		SODIUM PHOSPHIDE	1432	4.3	
Sodium hexafluorosilicate, see	2674	6.1		SODIUM PICRAMATE, dry or wetted with less than 20% water, by mass	0235	1	
Sodium hydrate, see	1824	8		SODIUM PICRAMATE, WETTED with not less than 20% water, by mass	1349	4.1	
SODIUM HYDRIDE	1427	4.3		Sodium potassium alloys, liquid, see	1422	4.3	
Sodium hydrogen 4-amino-phenylarsenate, see	2473	6.1		Sodium selenate, see	2630	6.1	
SODIUM HYDROGENDIFLUORIDE	2439	8		Sodium selenite, see	2630	6.1	
SODIUM HYDROSULPHIDE with less than 25% water of crystallization	2318	4.2		Sodium silicofluoride, see	2674	6.1	
SODIUM HYDROSULPHIDE, HYDRATED with not less than 25% water of crystallization	2949	8		SODIUM SULPHIDE, ANHYDROUS	1385	4.2	
SODIUM HYDROSULPHITE, see	1384	4.2		SODIUM SULPHIDE with less than 30% water of crystallization	1385	4.2	
SODIUM HYDROXIDE, SOLID	1823	8		SODIUM SULPHIDE, HYDRATED with not less than 30% water	1849	8	
SODIUM HYDROXIDE SOLUTION	1824	8		SODIUM SUPEROXIDE	2547	5.1	

Copyright © United Nations, 2019. All rights reserved

Name and description	UN No.	Class	Remarks	Name and description	UN No.	Class	Remarks
SOLIDS CONTAINING CORROSIVE LIQUID, N.O.S.	3244	8		STYRENE MONOMER, STABILIZED	2055	3	
SOLIDS or mixtures of solids (such as preparations and wastes) CONTAINING FLAMMABLE LIQUID, N.O.S. having a flash-point up to 60°C	3175	4.1		SUBSTANCES, EVI, N.O.S., see	0482	1	
SOLIDS CONTAINING TOXIC LIQUID, N.O.S.	3243	6.1		SUBSTANCES, EXPLOSIVE, N.O.S.	0357	1	
Solvents, flammable, n.o.s., see	1993	3			0358	1	
Solvents, flammable, toxic, n.o.s., see	1992	3			0359	1	
SOUNDING DEVICES, EXPLOSIVE	0204	1			0473	1	
	0296	1			0474	1	
	0374	1			0475	1	
	0375	1			0476	1	
Squibs, see	0325	1			0477	1	
	0454	1			0478	1	
Stain, see	1263	3			0479	1	
	3066	8			0480	1	
	3469	3			0481	1	
	3470	8			0485	1	
STANNIC CHLORIDE, ANHYDROUS	1827	8		SUBSTANCES, EXPLOSIVE, VERY INSENSITIVE, N.O.S.	0482	1	
STANNIC CHLORIDE PENTAHYDRATE	2440	8					
STANNIC PHOSPHIDES	1433	4.3		Substances liable to spontaneous combustion, n.o.s., see	2845	4.2	
Steel swarf, see	2793	4.2			2846	4.2	
STIBINE	2676	2			3194	4.2	
Straw	1327	4.1	Not subject to ADN		3200	4.2	
Strontium alloys, pyrophoric, see	1383	4.2		SUBSTANCES WITH A FLASH-POINT ABOVE 60 °C which are carried heated within a limiting range of 15K below their flash-point	9001	3	Dangerous in tank vessels only
STRONTIUM ARSENITE	1691	6.1					
STRONTIUM CHLORATE	1506	5.1		SUBSTANCES WITH A FLASH-POINT ABOVE 60 °C AND NOT MORE THAN 100 °C, which do not belong to another Class	9003	9	Dangerous in tank vessels only
Strontium dioxide, see	1509	5.1					
STRONTIUM NITRATE	1507	5.1		SUBSTANCES WITH AN AUTO-IGNITION TEMPERATURE OF 200 °C AND BELOW, n.o.s.	9002	3	Dangerous in tank vessels only
STRONTIUM PERCHLORATE	1508	5.1					
STRONTIUM PEROXIDE	1509	5.1		SUBSTITUTED NITROPHENOL PESTICIDE, LIQUID, TOXIC, flash-point less than 23 °C	2780	3	
STRONTIUM PHOSPHIDE	2013	4.3					
STRYCHNINE	1692	6.1		SUBSTITUTED NITROPHENOL PESTICIDE, LIQUID, TOXIC	3014	6.1	
STRYCHNINE SALTS	1692	6.1					
STYPHNIC ACID, see	0219	1		SUBSTITUTED NITROPHENOL PESTICIDE, LIQUID, TOXIC, FLAMMABLE, flash-point not less than 23 °C	3013	6.1	
	0394	1					
				SULPHAMIC ACID	2967	8	
				SULPHUR	1350	4.1	
				SULPHUR CHLORIDES	1828	8	

Copyright © United Nations, 2019. All rights reserved

Name and description	UN No.	Class	Remarks	Name and description	UN No.	Class	Remarks
Sulphur dichloride, see	1828	8		TERPENE HYDROCARBONS, N.O.S.	2319	3	
SULPHUR DIOXIDE	1079	2		TERPINOLENE	2541	3	
Sulphuretted hydrogen, see	1053	2		TETRABROMOETHANE	2504	6.1	
SULPHUR HEXAFLUORIDE	1080	2		1,1,2,2-TETRACHLOROETHANE	1702	6.1	
SULPHURIC ACID with more than 51% acid	1830	8		TETRACHLOROETHYLENE	1897	6.1	
SULPHURIC ACID with not more than 51% acid	2796	8		TETRAETHYL DITHIO-PYROPHOSPHATE	1704	6.1	
SULPHURIC ACID, FUMING	1831	8		TETRAETHYLENEPENTAMINE	2320	8	
SULPHURIC ACID, SPENT	1832	8		Tetraethyl lead, see	1649	6.1	
Sulphuric and hydrofluoric acid mixture, see	1786	8		TETRAETHYL SILICATE	1292	3	
SULPHUR, MOLTEN	2448	4.1		Tetraethoxysilane, see	1292	3	
Sulphur monochloride, see	1828	8		Tetrafluorodichloroethane, see	1958	2	
SULPHUROUS ACID	1833	8		1,1,1,2-TETRAFLUOROETHANE	3159	2	
SULPHUR TETRAFLUORIDE	2418	2		TETRAFLUOROETHYLENE, STABILIZED	1081	2	
SULPHUR TRIOXIDE, STABILIZED	1829	8		TETRAFLUOROMETHANE	1982	2	
SULPHURYL CHLORIDE	1834	6.1		1,2,3,6-TETRAHYDRO-BENZALDEHYDE	2498	3	
SULPHURYL FLUORIDE	2191	2		TETRAHYDROFURAN	2056	3	
Table Tennis Balls, see	2000	4.1		TETRAHYDRO-FURFURYLAMINE	2943	3	
Talcum with tremolite and/or actinolite, see	2212	9		Tetrahydro-1,4-oxazine, see	2054	3	
TARS, LIQUID, including road oils and cutback bitumens, with a flash-point not greater than 60 °C	1999	3		TETRAHYDROPHthalic ANHYDRIDES with more than 0.05% of maleic anhydride	2698	8	
Tars, liquid, with a flash-point above 60 °C, at or above its flash-point, see	3256	3		1,2,3,6-TETRAHYDROPYRIDINE	2410	3	
Tars, liquid, at or above 100 °C and below its flash-point, see	3257	9		TETRAHYDROTHIOPHENE	2412	3	
Tartar emetic, see	1551	6.1		Tetramethoxysilane, see	2606	6.1	
TEAR GAS CANDLES	1700	6.1		TETRAMETHYLAMMONIUM HYDROXIDE, SOLID	3423	8	
TEAR GAS SUBSTANCE, LIQUID, N.O.S.	1693	6.1		TETRAMETHYLAMMONIUM HYDROXIDE, SOLUTION	1835	8	
TEAR GAS SUBSTANCE, SOLID, N.O.S.	3448	6.1		Tetramethylene, see	2601	2	
TELLURIUM COMPOUND, N.O.S.	3284	6.1		Tetramethylene cyanide, see	2205	6.1	
TELLURIUM HEXAFLUORIDE	2195	2		Tetramethyl lead, see	1649	6.1	
				TETRAMETHYLSILANE	2749	3	
				TETRANITROANILINE	0207	1	

Copyright © United Nations, 2019. All rights reserved

Name and description	UN No.	Class	Remarks	Name and description	UN No.	Class	Remarks
TETRANITROMETHANE	1510	6.1		THIOUREA DIOXIDE	3341	4.2	
TETRAPROPYL ORTHOTITANATE	2413	3		Tin (IV) chloride, anhydrous, see	1827	8	
TETRAZENE, WETTED with not less than 30% water, or mixture of alcohol and water, by mass, see	0114	1		Tin (IV) chloride pentahydrate, see	2440	8	
TETRAZOL-1-ACETIC ACID	0407	1		TINCTURES, MEDICINAL	1293	3	
1H-TETRAZOLE	0504	1		Tin tetrachloride, see	1827	8	
TETRYL, see	0208	1		TITANIUM DISULPHIDE	3174	4.2	
Textile waste, wet	1857	4.2	Not subject to ADN	TITANIUM HYDRIDE	1871	4.1	
				TITANIUM POWDER, DRY	2546	4.2	
				TITANIUM POWDER, WETTED with not less than 25% water	1352	4.1	
THALLIUM CHLORATE	2573	5.1		TITANIUM SPONGE GRANULES	2878	4.1	
Thallium (I) chlorate, see	2573	5.1		TITANIUM SPONGE POWDERS	2878	4.1	
THALLIUM COMPOUND, N.O.S.	1707	6.1		TITANIUM TETRACHLORIDE	1838	6.1	
THALLIUM NITRATE	2727	6.1		TITANIUM TRICHLORIDE MIXTURE	2869	8	
Thallium (I) nitrate, see	2727	6.1		TITANIUM TRICHLORIDE MIXTURE, PYROPHORIC	2441	4.2	
Thallous chlorate, see	2573	5.1		TITANIUM TRICHLORIDE, PYROPHORIC	2441	4.2	
4-THIAPENTANAL	2785	6.1		TNT, see	0209	1	
Thia-4-pentanal, see	2785	6.1			0388	1	
THIOACETIC ACID	2436	3			0389	1	
THIOCARBAMATE PESTICIDE, LIQUID, FLAMMABLE, TOXIC, flash-point less than 23 °C	2772	3		TNT mixed with aluminium, see	0390	1	
THIOCARBAMATE PESTICIDE, LIQUID, TOXIC	3006	6.1		TNT, WETTED with not less than 30% water, by mass, see	1356	4.1	
THIOCARBAMATE PESTICIDE, LIQUID, TOXIC, FLAMMABLE, flash-point not less than 23 °C	3005	6.1		TNT, WETTED with not less than 10% water, by mass, see	3366	4.1	
THIOCARBAMATE PESTICIDE, SOLID, TOXIC	2771	6.1		Toe puffs, nitrocellulose base, see	1353	4.1	
THIOGLYCOL	2966	6.1		TOLUENE	1294	3	
THIOGLYCOLIC ACID	1940	8		TOLUENE DIISOCYANATE	2078	6.1	
THIOLACTIC ACID	2936	6.1		TOLUIDINES, LIQUID	1708	6.1	
THIONYL CHLORIDE	1836	8		TOLUIDINES, SOLID	3451	6.1	
THIOPHENE	2414	3		Toluol, see	1294	3	
Thiophenol, see	2337	6.1		2,4-TOLUYLENEDIAMINE, SOLID	1709	6.1	
THIOPHOSGENE	2474	6.1		2,4-TOLUYLENEDIAMINE, SOLUTION	3418	6.1	
THIOPHOSPHORYL CHLORIDE	1837	8		Toluylene diisocyanate, see	2078	6.1	
				Tolylene diisocyanate, see	2078	6.1	

Copyright © United Nations, 2019. All rights reserved

Name and description	UN No.	Class	Remarks	Name and description	UN No.	Class	Remarks
Tolylethylene, inhibited, see	2618	3		TOXIC BY INHALATION LIQUID, OXIDIZING, N.O.S. with an LC <sub>50</sub> lower than or equal to 1000 ml/m <sup>3</sup> and saturated vapour concentration greater than or equal to 10 LC <sub>50</sub>	3387	6.1	
TORPEDOES with bursting charge	0329 0330 0451	1 1 1					
TORPEDOES, LIQUID FUELLED with inert head	0450	1		TOXIC BY INHALATION LIQUID, OXIDIZING, N.O.S. with an LC <sub>50</sub> lower than or equal to 1000 ml/m <sup>3</sup> and saturated vapour concentration greater than or equal to 10 LC <sub>50</sub>	3388	6.1	
TORPEDOES, LIQUID FUELLED with or without bursting charge	0449	1					
TOXIC BY INHALATION LIQUID, N.O.S. with an LC <sub>50</sub> lower than or equal to 200 ml/m <sup>3</sup> and saturated vapour concentration greater than or equal to 500 LC <sub>50</sub>	3381	6.1		TOXIC BY INHALATION LIQUID, WATER-REACTIVE, N.O.S. with an LC <sub>50</sub> lower than or equal to 200 ml/m <sup>3</sup> and saturated vapour concentration greater than or equal to 500 LC <sub>50</sub>	3385	6.1	
TOXIC BY INHALATION LIQUID, N.O.S. with an LC <sub>50</sub> lower than or equal to 1000 ml/m <sup>3</sup> and saturated vapour concentration greater than or equal to 10 LC <sub>50</sub>	3382	6.1		TOXIC BY INHALATION LIQUID, WATER-REACTIVE, N.O.S. with an LC <sub>50</sub> lower than or equal to 1000 ml/m <sup>3</sup> and saturated vapour concentration greater than or equal to 10 LC <sub>50</sub>	3386	6.1	
TOXIC BY INHALATION LIQUID, CORROSIVE, N.O.S. with an LC <sub>50</sub> lower than or equal to 200 ml/m <sup>3</sup> and saturated vapour concentration greater than or equal to 500 LC <sub>50</sub>	3389	6.1		TOXIC BY INHALATION LIQUID, WATER-REACTIVE, FLAMMABLE, N.O.S. with an LC <sub>50</sub> lower than or equal to 200 ml/m <sup>3</sup> and saturated vapour concentration greater than or equal to 500 LC <sub>50</sub>	3490	6.1	
TOXIC BY INHALATION LIQUID, CORROSIVE, N.O.S. with an LC <sub>50</sub> lower than or equal to 1000 ml/m <sup>3</sup> and saturated vapour concentration greater than or equal to 10 LC <sub>50</sub>	3390	6.1					
TOXIC BY INHALATION LIQUID, FLAMMABLE, N.O.S. with an LC <sub>50</sub> lower than or equal to 200 ml/m <sup>3</sup> and saturated vapour concentration greater than or equal to 500 LC <sub>50</sub>	3383	6.1		TOXIC BY INHALATION LIQUID, WATER-REACTIVE, FLAMMABLE, N.O.S. with an LC <sub>50</sub> lower than or equal to 1000 ml/m <sup>3</sup> and saturated vapour concentration greater than or equal to 10 LC <sub>50</sub>	3491	6.1	
TOXIC BY INHALATION LIQUID, FLAMMABLE, N.O.S. with an LC <sub>50</sub> lower than or equal to 1000 ml/m <sup>3</sup> and saturated vapour concentration greater than or equal to 10 LC <sub>50</sub>	3384	6.1		TOXIC LIQUID, CORROSIVE, INORGANIC, N.O.S.	3289	6.1	
TOXIC BY INHALATION LIQUID, FLAMMABLE, CORROSIVE, N.O.S. with an LC <sub>50</sub> lower than or equal to 200 ml/m <sup>3</sup> and saturated vapour concentration greater than or equal to 500 LC <sub>50</sub>	3488	6.1		TOXIC LIQUID, CORROSIVE, ORGANIC, N.O.S.	2927	6.1	
				TOXIC LIQUID, FLAMMABLE, ORGANIC, N.O.S.	2929	6.1	
				TOXIC LIQUID, INORGANIC, N.O.S.	3287	6.1	
				TOXIC LIQUID, ORGANIC, N.O.S.	2810	6.1	
TOXIC BY INHALATION LIQUID, FLAMMABLE, CORROSIVE, N.O.S. with an LC <sub>50</sub> lower than or equal to 1000 ml/m <sup>3</sup> and saturated vapour concentration greater than or equal to 10 LC <sub>50</sub>	3489	6.1		TOXIC LIQUID, OXIDIZING, N.O.S.	3122	6.1	
				TOXIC LIQUID, WATER-REACTIVE, N.O.S.	3123	6.1	
TOXIC BY INHALATION LIQUID, OXIDIZING, N.O.S. with an LC <sub>50</sub> lower than or equal to 200 ml/m <sup>3</sup> and saturated vapour concentration greater than or equal to 500 LC <sub>50</sub>	3387	6.1		TOXIC SOLID, CORROSIVE, INORGANIC, N.O.S.	3290	6.1	
				TOXIC SOLID, CORROSIVE, ORGANIC, N.O.S.	2928	6.1	

Copyright © United Nations, 2019. All rights reserved

Name and description	UN No.	Class	Remarks	Name and description	UN No.	Class	Remarks
TOXIC SOLID, FLAMMABLE, INORGANIC, N.O.S.	3535	6.1		TRICHLOROBENZENES, LIQUID	2321	6.1	
TOXIC SOLID, FLAMMABLE, ORGANIC, N.O.S.	2930	6.1		TRICHLOROBUTENE	2322	6.1	
TOXIC SOLID, INORGANIC, N.O.S.	3288	6.1		1,1,1-TRICHLOROETHANE	2831	6.1	
TOXIC SOLID, ORGANIC, N.O.S.	2811	6.1		TRICHLOROETHYLENE	1710	6.1	
TOXIC SOLID, OXIDIZING, N.O.S.	3086	6.1		TRICHLOROISOCYANURIC ACID, DRY	2468	5.1	
TOXIC SOLID, SELF-HEATING, N.O.S.	3124	6.1		Trichloronitromethane, see	1580	6.1	
TOXIC SOLID, WATER-REACTIVE, N.O.S.	3125	6.1		TRICHLOROSILANE	1295	4.3	
TOXINS, EXTRACTED FROM LIVING SOURCES, LIQUID, N.O.S.	3172	6.1		1,3,5-Trichloro-s-triazine-2,4,6-trione, see	2468	5.1	
TOXINS, EXTRACTED FROM LIVING SOURCES, SOLID, N.O.S.	3462	6.1		2,4,6-Trichloro-1,3,5- triazine, see	2670	8	
TRACERS FOR AMMUNITION	0212 0306	1 1		TRICRESYL PHOSPHATE with more than 3% ortho isomer	2574	6.1	
Tremolite, see	2212	9		TRIETHYLAMINE	1296	3	
TRIALLYLAMINE	2610	3		Triethyl borate, see	1176	3	
TRIALLYL BORATE	2609	6.1		TRIETHYLENETETRAMINE	2259	8	
TRIAZINE PESTICIDE, LIQUID, FLAMMABLE, TOXIC, flash-point less than 23 °C	2764	3		Triethyl orthoformate, see	2524	3	
TRIAZINE PESTICIDE, LIQUID, TOXIC	2998	6.1		TRIETHYL PHOSPHITE	2323	3	
TRIAZINE PESTICIDE, LIQUID, TOXIC, FLAMMABLE, flash-point not less than 23 °C	2997	6.1		TRIFLUOROACETIC ACID	2699	8	
TRIAZINE PESTICIDE, SOLID, TOXIC	2763	6.1		TRIFLUOROACETYL CHLORIDE	3057	2	
Tribromoborane, see	2692	8		Trifluorobromomethane, see	1009	2	
TRIBUTYLAMINE	2542	6.1		Trifluorochloroethane, see	1983	2	
TRIBUTYLPHOSPHANE	3254	4.2		TRIFLUOROCHLOROETHYLENE, STABILIZED, REFRIGERANT GAS R 1113	1082	2	
Trichloroacetaldehyde, see	2075	6.1		Trifluorochloromethane, see	1022	2	
TRICHLOROACETIC ACID	1839	8		1,1,1-TRIFLUOROETHANE	2035	2	
TRICHLOROACETIC ACID SOLUTION	2564	8		TRIFLUOROMETHANE	1984	2	
Trichloroacetaldehyde, see	2075	6.1		TRIFLUOROMETHANE, REFRIGERATED LIQUID	3136	2	
TRICHLOROACETYL CHLORIDE	2442	8		2-TRIFLUOROMETHYLANILINE	2942	6.1	
				3-TRIFLUOROMETHYLANILINE	2948	6.1	
				TRIISOBUTYLENE	2324	3	
				TRIISOPROPYL BORATE	2616	3	
				TRIMETHYLACETYL CHLORIDE	2438	6.1	
				TRIMETHYLAMINE, ANHYDROUS	1083	2	

Copyright © United Nations, 2019. All rights reserved

Name and description	UN No.	Class	Remarks	Name and description	UN No.	Class	Remarks
TRIMETHYLAMINE, AQUEOUS SOLUTION, not more than 50% trimethylamine, by mass	1297	3		TRINITRONAPHTHALENE	0217	1	
1,3,5-TRIMETHYLBENZENE	2325	3		TRINITROPHENETOLE	0218	1	
TRIMETHYL BORATE	2416	3		TRINITROPHENOL, dry or wetted with less than 30% water, by mass	0154	1	
TRIMETHYLCHLOROSILANE	1298	3		TRINITROPHENOL (PICRIC ACID), WETTED with not less than 30% water, by mass	1344	4.1	
TRIMETHYLCYCLO-HEXYLAMINE	2326	8		TRINITROPHENOL WETTED with not less than 10% water, by mass	3364	4.1	
Trimethylene chlorobromide, see	2688	6.1		TRINITROPHENYL-METHYLNITRAMINE	0208	1	
TRIMETHYLHEXA-METHYLENEDIAMINES	2327	8		TRINITRORESORCINOL, dry or wetted with less than 20% water, or mixture of alcohol and water, by mass	0219	1	
TRIMETHYLHEXAMETHYLENE DIISOCYANATE	2328	6.1		TRINITRORESORCINOL, WETTED with not less than 20% water, or mixture of alcohol and water, by mass	0394	1	
2,4,4-Trimethylpentene-1, see	2050	3		TRINITROTOLUENE (TNT), dry or wetted with less than 30% water, by mass	0209	1	
2,4,4-Trimethylpentene-2, see	2050	3		TRINITROTOLUENE AND HEXANITROSTILBENE MIXTURE	0388	1	
TRIMETHYL PHOSPHITE	2329	3		TRINITROTOLUENE MIXTURE CONTAINING TRINITROBENZENE AND HEXANITROSTILBENE	0389	1	
TRINITROANILINE	0153	1		TRINITROTOLUENE AND TRINITROBENZENE MIXTURE	0388	1	
TRINITROANISOLE	0213	1		TRINITROTOLUENE, WETTED with not less than 10% water, by mass	3366	4.1	
TRINITROBENZENE, dry or wetted with less than 30% water, by mass	0214	1		TRINITROTOLUENE, WETTED with not less than 30% water, by mass	1356	4.1	
TRINITROBENZENE, WETTED with not less than 10% water, by mass	3367	4.1		TRIPROPYLAMINE	2260	3	
TRINITROBENZENE, WETTED with not less than 30% water, by mass	1354	4.1		TRIPROPYLENE	2057	3	
TRINITROBENZENE-SULPHONIC ACID	0386	1		TRIS-(1-AZIRIDINYL) PHOSPHINE OXIDE SOLUTION	2501	6.1	
TRINITROBENZOIC ACID, dry or wetted with less than 30% water, by mass	0215	1		TRITONAL	0390	1	
TRINITROBENZOIC ACID, WETTED with not less than 10% water, by mass	3368	4.1		Tropilidene, see	2603	3	
TRINITROBENZOIC ACID, WETTED with not less than 30% water, by mass	1355	4.1		TUNGSTEN HEXAFLUORIDE	2196	2	
TRINITROCHLOROBENZENE	0155	1		TURPENTINE	1299	3	
TRINITROCHLOROBENZENE WETTED with not less than 10% water, by mass	3365	4.1		TURPENTINE SUBSTITUTE	1300	3	
TRINITRO-m-CRESOL	0216	1					
TRINITROFLUORENONE	0387	1					

Copyright © United Nations, 2019. All rights reserved

Name and description	UN No.	Class	Remarks	Name and description	UN No.	Class	Remarks
UNDECANE	2330	3		Villiaumite, see	1690	6.1	
URANIUM HEXAFLUORIDE, RADIOACTIVE MATERIAL, EXCEPTED PACKAGE, less than 0.1 kg per package, non-fissile or fissile-excepted	3507	6.1		VINYL ACETATE, STABILIZED	1301	3	
				Vinylbenzene, see	2055	3	
UREA HYDROGEN PEROXIDE	1511	5.1		VINYL BROMIDE, STABILIZED	1085	2	
UREA NITRATE, dry or wetted with less than 20% water, by mass	0220	1		VINYL BUTYRATE, STABILIZED	2838	3	
UREA NITRATE, WETTED with not less than 10% water, by mass	3370	4.1		VINYL CHLORIDE, STABILIZED	1086	2	
UREA NITRATE, WETTED with not less than 20% water, by mass	1357	4.1		VINYL CHLOROACETATE	2589	6.1	
Valeral, see	2058	3		VINYL ETHYL ETHER, STABILIZED	1302	3	
VALERALDEHYDE	2058	3		VINYL FLUORIDE, STABILIZED	1860	2	
n-Valeraldehyde, see	2058	3		VINYLDENE CHLORIDE, STABILIZED	1303	3	
Valeric aldehyde, see	2058	3		VINYL ISOBUTYL ETHER, STABILIZED	1304	3	
VALERYL CHLORIDE	2502	8		VINYL METHYL ETHER, STABILIZED	1087	2	
VANADIUM COMPOUND, N.O.S.	3285	6.1		VINYLPYRIDINES, STABILIZED	3073	6.1	
Vanadium (IV) oxide sulphate, see	2931	6.1		VINYLTOLUENES, STABILIZED	2618	3	
Vanadium oxysulphate, see	2931	6.1		VINYLTRICHLOROSILANE	1305	3	
VANADIUM OXYTRICHLORIDE	2443	8		Warheads for guided missiles, see	0286	1	
VANADIUM PENTOXIDE, non-fused form	2862	6.1			0287	1	
					0369	1	
VANADIUM TETRACHLORIDE	2444	8			0370	1	
VANADIUM TRICHLORIDE	2475	8			0371	1	
VANADYL SULPHATE	2931	6.1		WARHEADS, ROCKET with burster or expelling charge	0370	1	
Varnish, see	1263	3			0371	1	
	3066	8		WARHEADS, ROCKET with bursting charge	0286	1	
	3469	3			0287	1	
	3470	8			0369	1	
VEHICLE, FLAMMABLE GAS POWERED	3166	9		WARHEADS, TORPEDO with bursting charge	0221	1	
VEHICLE, FLAMMABLE LIQUID POWERED	3166	9		WATER-REACTIVE LIQUID, N.O.S.	3148	4.3	
				WATER-REACTIVE LIQUID, CORROSIVE, N.O.S.	3129	4.3	
VEHICLE, FUEL CELL, FLAMMABLE GAS POWERED	3166	9		WATER-REACTIVE LIQUID, TOXIC, N.O.S.	3130	4.3	
				WATER-REACTIVE SOLID, N.O.S.	2813	4.3	
VEHICLE, FUEL CELL, FLAMMABLE LIQUID POWERED	3166	9		WATER-REACTIVE SOLID, CORROSIVE, N.O.S.	3131	4.3	



Copyright © United Nations, 2019. All rights reserved

Name and description	UN No.	Class	Remarks	Name and description	UN No.	Class	Remarks
WATER-REACTIVE SOLID, FLAMMABLE, N.O.S.	3132	4.3		ZINC CHLORIDE SOLUTION	1840	8	
WATER-REACTIVE SOLID, OXIDIZING, N.O.S.	3133	4.3	Carriage prohibited	ZINC CYANIDE	1713	6.1	
				ZINC DITHIONITE	1931	9	
				ZINC DUST	1436	4.3	
WATER-REACTIVE SOLID, SELF-HEATING, N.O.S.	3135	4.3		ZINC FLUOROSILICATE	2855	6.1	
WATER-REACTIVE SOLID, TOXIC, N.O.S.	3134	4.3		Zinc hexafluorosilicate, see	2855	6.1	
White arsenic, see	1561	6.1		ZINC HYDROSULPHITE, see	1931	9	
White spirit, see	1300	3		ZINC NITRATE	1514	5.1	
WOOD PRESERVATIVES, LIQUID	1306	3		ZINC PERMANGANATE	1515	5.1	
Wool waste, wet	1387	4.2	Not subject to ADN	ZINC PEROXIDE	1516	5.1	
				ZINC PHOSPHIDE	1714	4.3	
XANTHATES	3342	4.2		ZINC POWDER	1436	4.3	
XENON	2036	2		ZINC RESINATE	2714	4.1	
XENON, REFRIGERATED LIQUID	2591	2		Zinc selenate, see	2630	4.1	
XYLENES	1307	3		Zinc selenite, see	2630	4.1	
XYLENOLS, LIQUID	3430	6.1		Zinc silicofluoride, see	2855	6.1	
XYLENOLS, SOLID	2261	6.1		ZIRCONIUM, DRY, coiled wire, finished metal sheets, strip (thinner than 254 microns but not thinner than 18 microns)	2858	4.1	
XYLIDINES, LIQUID	1711	6.1		ZIRCONIUM, DRY, finished sheets, strip or coiled wire	2009	4.2	
XYLIDINES, SOLID	3452	6.1		ZIRCONIUM HYDRIDE	1437	4.1	
Xylols, see	1307	3		ZIRCONIUM NITRATE	2728	5.1	
XYLYL BROMIDE, LIQUID	1701	6.1		ZIRCONIUM PICRAMATE, dry or wetted with less than 20% water, by mass	0236	1	
XYLYL BROMIDE, SOLID	3417	6.1		ZIRCONIUM PICRAMATE, WETTED with not less than 20% water, by mass	1517	4.1	
ZINC AMMONIUM NITRITE	1512	5.1		ZIRCONIUM POWDER, DRY	2008	4.2	
ZINC ARSENATE	1712	6.1		ZIRCONIUM POWDER, WETTED with not less than 25% water	1358	4.1	
ZINC ARSENATE AND ZINC ARSENITE MIXTURE	1712	6.1		ZIRCONIUM SCRAP	1932	4.2	
ZINC ARSENITE	1712	6.1		ZIRCONIUM SUSPENDED IN A FLAMMABLE LIQUID	1308	3	
ZINC ASHES	1435	4.3		ZIRCONIUM TETRACHLORIDE	2503	8	
Zinc bisulphite solution, see	2693	8					
ZINC BROMATE	2469	5.1					
ZINC CHLORATE	1513	5.1					
ZINC CHLORIDE, ANHYDROUS	2331	8					

Copyright © United Nations, 2019. All rights reserved

**3.2.3** (See Volume I)

**3.2.4** (See Volume I)

Copyright © United Nations, 2019. All rights reserved

### CHAPTER 3.3

#### SPECIAL PROVISIONS APPLICABLE TO CERTAIN ARTICLES OR SUBSTANCES

- 3.3.1 When Column (6) of Table A of Chapter 3.2 indicates that a special provision is relevant to a substance or article, the meaning and requirements of that special provision are as set forth below. Where a special provision includes a requirement for package marking, the provisions of 5.2.1.2 (a) and (b) shall be met. If the required mark is in the form of specific wording indicated in quotation marks, such as "LITHIUM BATTERIES FOR DISPOSAL", the size of the mark shall be at least 12 mm, unless otherwise indicated in the special provision or elsewhere in ADN.
- 16 Samples of new or existing explosive substances or articles may be carried as directed by the competent authorities (see 2.2.1.1.3) for purposes including: testing, classification, research and development, quality control, or as a commercial sample. Explosive samples which are not wetted or desensitised shall be limited to 10 kg in small packages as specified by the competent authorities. Explosive samples which are wetted or desensitised shall be limited to 25 kg.
- 23 Even though this substance has a flammability hazard, it only exhibits such hazard under extreme fire conditions in confined areas.
- 32 This substance is not subject to the requirements of ADN when in any other form.
- 37 This substance is not subject to the requirements of ADN when coated.
- 38 This substance is not subject to the requirements of ADN when it contains not more than 0.1% calcium carbide.
- 39 This substance is not subject to the requirements of ADN when it contains less than 30% or not less than 90% silicon.
- 43 When offered for carriage as pesticides, these substances shall be carried under the relevant pesticide entry and in accordance with the relevant pesticide provisions (see 2.2.61.1.10 to 2.2.61.1.11.2).
- 45 Antimony sulphides and oxides which contain not more than 0.5% of arsenic calculated on the total mass are not subject to the requirements of ADN.
- 47 Ferricyanides and ferrocyanides are not subject to the requirements of ADN.
- 48 The carriage of this substance, when it contains more than 20% hydrocyanic acid, is prohibited.
- 59 These substances are not subject to the requirements of ADN when they contain not more than 50% magnesium.
- 60 If the concentration is more than 72%, the carriage of this substance is prohibited.
- 61 The technical name which shall supplement the proper shipping name shall be the ISO common name (see also ISO 1750:1981 "*Pesticides and other agrochemicals - common names*", as amended), other names listed in the WHO "*Recommended Classification of Pesticides by Hazard and Guidelines to Classification*" or the name of the active substance (see also 3.1.2.8.1 and 3.1.2.8.1.1).
- 62 This substance is not subject to the requirements of ADN when it contains not more than 4% sodium hydroxide.

Copyright © United Nations, 2019. All rights reserved

- 65 Hydrogen peroxide aqueous solutions with less than 8% hydrogen peroxide are not subject to the requirements of ADN.
- 66 Cinnabar is not subject to the requirements of ADN.
- 103 The carriage of ammonium nitrites and mixtures of an inorganic nitrite with an ammonium salt is prohibited.
- 105 Nitrocellulose meeting the descriptions of UN No. 2556 or UN No. 2557 may be classified in Class 4.1.
- 113 The carriage of chemically unstable mixtures is prohibited.
- 119 Refrigerating machines include machines or other appliances which have been designed for the specific purpose of keeping food or other items at a low temperature in an internal compartment, and air conditioning units. Refrigerating machines and refrigerating machine components are not subject to the provisions of ADN if they contain less than 12 kg of gas in Class 2, group A or O according to 2.2.2.1.3, or if they contain less than 12 litres ammonia solution (UN No. 2672).
- 122 The subsidiary hazards, control and emergency temperatures if any, and the UN number (generic entry) for each of the currently assigned organic peroxide formulations are given in 2.2.52.4, 4.1.4.2 packing instruction IBC520 and 4.2.5.2.6 portable tank instruction T23 of ADR.
- 123 *(Reserved)*
- 127 Other inert material or inert material mixture may be used, provided this inert material has identical phlegmatizing properties.
- 131 The phlegmatized substance shall be significantly less sensitive than dry PETN.
- 135 The dihydrated sodium salt of dichloroisocyanuric acid does not meet the criteria for inclusion in Class 5.1 and is not subject to ADN unless meeting the criteria for inclusion in another Class.
- 138 p-Bromobenzyl cyanide is not subject to the requirements of ADN.
- 141 Products which have undergone sufficient heat treatment so that they present no hazard during carriage are not subject to the requirements of ADN.
- 142 Solvent extracted soya bean meal containing not more than 1.5% oil and 11% moisture, which is substantially free of flammable solvent, is not subject to the requirements of ADN.
- 144 An aqueous solution containing not more than 24% alcohol by volume is not subject to the requirements of ADN.
- 145 Alcoholic beverages of packing group III, when carried in receptacles of 250 litres or less, are not subject to the requirements of ADN.
- 152 The classification of this substance will vary with particle size and packaging, but borderlines have not been experimentally determined. Appropriate classifications shall be made in accordance with 2.2.1.
- 153 This entry applies only if it is demonstrated, on the basis of tests, that the substances when in contact with water are not combustible nor show a tendency to auto-ignition and that the mixture of gases evolved is not flammable.

Copyright © United Nations, 2019. All rights reserved

- 163 A substance mentioned by name in Table A of Chapter 3.2 shall not be carried under this entry. Substances carried under this entry may contain 20% or less nitrocellulose provided the nitrocellulose contains not more than 12.6% nitrogen (by dry mass).
- 168 Asbestos which is immersed or fixed in a natural or artificial binder (such as cement, plastics, asphalt, resins or mineral ore) in such a way that no escape of hazardous quantities of respirable asbestos fibres can occur during carriage is not subject to the requirements of ADN. Manufactured articles containing asbestos and not meeting this provision are nevertheless not subject to the requirements of ADN when packed so that no escape of hazardous quantities of respirable asbestos fibres can occur during carriage.
- 169 Phthalic anhydride in the solid state and tetrahydrophthalic anhydrides, with not more than 0.05% maleic anhydride, are not subject to the requirements of ADN. Phthalic anhydride molten at a temperature above its flash-point, with not more than 0.05% maleic anhydride, shall be classified under UN No. 3256.
- 172 Where a radioactive material has (a) subsidiary hazard(s):
- (a) The substance shall be allocated to packing group I, II or III, if appropriate, by application of the packing group criteria provided in Part 2 corresponding to the nature of the predominant subsidiary hazard;
  - (b) Packages shall be labelled with subsidiary risk labels corresponding to each subsidiary hazard exhibited by the material; corresponding placards shall be affixed to cargo transport units in accordance with the relevant provisions of 5.3.1;
  - (c) For the purposes of documentation and package marking, the proper shipping name shall be supplemented with the name of the constituents which most predominantly contribute to this (these) subsidiary hazard(s) and which shall be enclosed in parenthesis;
  - (d) The dangerous goods transport document shall indicate the label model number(s) corresponding to each subsidiary hazard in parenthesis after the Class number "7" and, where assigned the packing group as required by 5.4.1.1.1 (d).
- For packing, see also 4.1.9.1.5 of ADR.
- 177 Barium sulphate is not subject to the requirements of ADN.
- 178 This designation shall be used only when no other appropriate designation exists in Table A of Chapter 3.2, and only with the approval of the competent authority of the country of origin (see 2.2.1.1.3).
- 181 Packages containing this type of substance shall bear a label conforming to model No. 1 (see 5.2.2.2.2) unless the competent authority of the country of origin has permitted this label to be dispensed with for the specific packaging employed because test data have proved that the substance in this packaging does not exhibit explosive behaviour (see 5.2.2.1.9).
- 182 The group of alkali metals includes lithium, sodium, potassium, rubidium and caesium.
- 183 The group of alkaline earth metals includes magnesium, calcium, strontium and barium.
- 186 *(Deleted)*
- 188 Cells and batteries offered for carriage are not subject to other provisions of ADN if they meet the following:

Copyright © United Nations, 2019. All rights reserved

- (a) For a lithium metal or lithium alloy cell, the lithium content is not more than 1 g, and for a lithium-ion cell, the Watt-hour rating is not more than 20 Wh;

**NOTE:** When lithium batteries in conformity with 2.2.9.1.7 (f) are carried in accordance with this special provision, the total lithium content of all lithium metal cells contained in the battery shall not exceed 1.5 g and the total capacity of all lithium ion cells contained in the battery shall not exceed 10 Wh (see special provision 387).

- (b) For a lithium metal or lithium alloy battery the aggregate lithium content is not more than 2 g, and for a lithium-ion battery, the Watt-hour rating is not more than 100 Wh. Lithium ion batteries subject to this provision shall be marked with the Watt-hour rating on the outside case except those manufactured before 1 January 2009;

**NOTE:** When lithium batteries in conformity with 2.2.9.1.7 (f) are carried in accordance with this special provision, the total lithium content of all lithium metal cells contained in the battery shall not exceed 1.5 g and the total capacity of all lithium ion cells contained in the battery shall not exceed 10 Wh (see special provision 387).

- (c) Each cell or battery meets the provisions of 2.2.9.1.7 (a), (e), (f) if applicable, and (g);
- (d) Cells and batteries, except when installed in equipment, shall be packed in inner packagings that completely enclose the cell or battery. Cells and batteries shall be protected so as to prevent short circuits. This includes protection against contact with electrically conductive material within the same packaging that could lead to a short circuit. The inner packagings shall be packed in strong outer packagings which conform to the provisions of 4.1.1.1, 4.1.1.2 and 4.1.1.5 of ADR;
- (e) Cells and batteries when installed in equipment shall be protected from damage and short circuit, and the equipment shall be equipped with an effective means of preventing accidental activation. This requirement does not apply to devices which are intentionally active in carriage (radio frequency identification (RFID) transmitters, watches, sensors, etc.) and which are not capable of generating a dangerous evolution of heat. When batteries are installed in equipment, the equipment shall be packed in strong outer packagings constructed of suitable material of adequate strength and design in relation to the packaging's capacity and its intended use unless the battery is afforded equivalent protection by the equipment in which it is contained;
- (f) Each package shall be marked with the appropriate lithium battery mark, as illustrated in 5.2.1.9;

This requirement does not apply to:

- (i) packages containing only button cell batteries installed in equipment (including circuit boards); and
- (ii) packages containing no more than four cells or two batteries installed in equipment, where there are not more than two packages in the consignment.

When packages are placed in an overpack, the lithium battery mark shall either be clearly visible or be reproduced on the outside of the overpack and the

Copyright © United Nations, 2019. All rights reserved

overpack shall be marked with the word "OVERPACK". The lettering of the "OVERPACK" mark shall be at least 12 mm high.

**NOTE:** *Packages containing lithium batteries packed in conformity with the provisions of Part 4, Chapter 11, packing instructions 965 or 968 Section IB of the ICAO Technical Instructions that bear the mark as shown in 5.2.1.9 (lithium battery mark) and the label shown in 5.2.2.2.2, model No. 9A shall be deemed to meet the provisions of this special provision.*

- (g) Except when batteries are installed in equipment, each package shall be capable of withstanding a 1.2 m drop test in any orientation without damage to cells or batteries contained therein, without shifting of the contents so as to allow battery to battery (or cell to cell) contact and without release of contents; and
- (h) Except when batteries are installed in or packed with equipment, packages shall not exceed 30 kg gross mass.

As used above and elsewhere in ADN, "lithium content" means the mass of lithium in the anode of a lithium metal or lithium alloy cell. As used in this special provision "equipment" means apparatus for which the lithium cells or batteries will provide electrical power for its operation.

Separate entries exist for lithium metal batteries and lithium ion batteries to facilitate the carriage of these batteries for specific modes of carriage and to enable the application of different emergency response actions.

A single cell battery as defined in Part III, sub-section 38.3.2.3 of the *Manual of Tests and Criteria* is considered a "cell" and shall be carried according to the requirements for "cells" for the purpose of this special provision.

- 190 Aerosol dispensers shall be provided with protection against inadvertent discharge. Aerosols with a capacity not exceeding 50 ml containing only non-toxic constituents are not subject to the requirements of ADN.
- 191 Receptacles, small, with a capacity not exceeding 50 ml, containing only non-toxic constituents are not subject to the requirements of ADN.
- 193 This entry may only be used for ammonium nitrate based compound fertilizers. They shall be classified in accordance with the procedure as set out in the Manual of Tests and Criteria, Part III, Section 39. Fertilizers meeting the criteria for this UN number are subject to the requirements of ADN only when carried in bulk.
- 194 The control and emergency temperatures, if any, and the UN number (generic entry) for each of the currently assigned self-reactive substances are given in 2.2.41.4.
- 196 Formulations which in laboratory testing neither detonate in the cavitated state nor deflagrate, which show no effect when heated under confinement and which exhibit no explosive power may be carried under this entry. The formulation must also be thermally stable (i.e. the SADT is 60 °C or higher for a 50 kg package). Formulations not meeting these criteria shall be carried under the provisions of Class 5.2, (see 2.2.52.4).
- 198 Nitrocellulose solutions containing not more than 20 % nitrocellulose may be carried as paint, perfumery products or printing ink, as applicable (see UN Nos. 1210, 1263, 1266, 3066, 3469 and 3470).

Copyright © United Nations, 2019. All rights reserved

- 199 Lead compounds which, when mixed in a ratio of 1:1000 with 0.07M hydrochloric acid and stirred for one hour at a temperature of  $23\text{ }^{\circ}\text{C} \pm 2\text{ }^{\circ}\text{C}$ , exhibit a solubility of 5 % or less (see ISO 3711:1990 "*Lead chromate pigments and lead chromate-molybdate pigments – Specifications and methods of test*") are considered insoluble and are not subject to the requirements of ADN unless they meet the criteria for inclusion in another class.
- 201 Lighters and lighter refills shall comply with the provisions of the country in which they were filled. They shall be provided with protection against inadvertent discharge. The liquid portion of the gas shall not exceed 85% of the capacity of the receptacle at  $15\text{ }^{\circ}\text{C}$ . The receptacles, including the closures, shall be capable of withstanding an internal pressure of twice the pressure of the liquefied petroleum gas at  $55\text{ }^{\circ}\text{C}$ . The valve mechanisms and ignition devices shall be securely sealed, taped or otherwise fastened or designed to prevent operation or leakage of the contents during carriage. Lighters shall not contain more than 10 g of liquefied petroleum gas. Lighter refills shall not contain more than 65 g of liquefied petroleum gas.
- NOTE:** For waste lighters collected separately see Chapter 3.3, special provision 654.
- 203 This entry shall not be used for polychlorinated biphenyls, liquid, UN No. 2315 and polychlorinated biphenyls, solid, UN No. 3432.
- 204 *(Deleted)*
- 205 This entry shall not be used for UN No. 3155 PENTACHLOROPHENOL.
- 207 Plastics moulding compounds may be made from polystyrene, poly(methyl methacrylate) or other polymeric material.
- 208 The commercial grade of calcium nitrate fertilizer, when consisting mainly of a double salt (calcium nitrate and ammonium nitrate) containing not more than 10% ammonium nitrate and at least 12% water of crystallization, is not subject to the requirements of ADN.
- 210 Toxins from plant, animal or bacterial sources which contain infectious substances, or toxins that are contained in infectious substances, shall be classified in Class 6.2.
- 215 This entry only applies to the technically pure substance or to formulations derived from it having an SADT higher than  $75\text{ }^{\circ}\text{C}$  and therefore does not apply to formulations which are self-reactive substances (for self-reactive substances, see 2.2.41.4). Homogeneous mixtures containing not more than 35 % by mass of azodicarbonamide and at least 65 % of inert substance are not subject to the requirements of ADN unless criteria of other classes are met.
- 216 Mixtures of solids which are not subject to the requirements of ADN and flammable liquids may be carried under this entry without first applying the classification criteria of Class 4.1, provided there is no free liquid visible at the time the substance is loaded or at the time the packaging or cargo transport unit is closed. Sealed packets and articles containing less than 10 ml of a packing group II or III flammable liquid absorbed into a solid material are not subject to ADN provided there is no free liquid in the packet or article.
- 217 Mixtures of solids which are not subject to the requirements of ADN and toxic liquids may be carried under this entry without first applying the classification criteria of Class 6.1, provided there is no free liquid visible at the time the substance is loaded or at the time the packaging or cargo transport unit is closed. This entry shall not be used for solids containing a packing group I liquid.



Copyright © United Nations, 2019. All rights reserved

218 Mixtures of solids which are not subject to the requirements of ADN and corrosive liquids may be carried under this entry without first applying the classification criteria of Class 8, provided there is no free liquid visible at the time the substance is loaded or at the time the packaging or cargo transport unit is closed.

219 Genetically modified microorganisms (GMMOs) and genetically modified organisms (GMOs) packed and marked in accordance with packing instruction P904 of 4.1.4.1 of ADR are not subject to any other requirements of ADN.

If GMMOs or GMOs meet the criteria for inclusion in Class 6.1 or 6.2 (see 2.2.61.1 and 2.2.62.1) the requirements in ADN for the carriage of toxic substances or infectious substances apply.

220 Only the technical name of the flammable liquid component of this solution or mixture shall be shown in parentheses immediately following the proper shipping name.

221 Substances included under this entry shall not be of packing group I.

224 Unless it can be demonstrated by testing that the sensitivity of the substance in its frozen state is no greater than in its liquid state, the substance shall remain liquid during normal transport conditions. It shall not freeze at temperatures above -15 °C.

225 Fire extinguishers under this entry may include installed actuating cartridges (cartridges, power device of classification code 1.4C or 1.4S), without changing the classification of Class 2, group A or O according to 2.2.2.1.3 provided the total quantity of deflagrating (propellant) explosives does not exceed 3.2 g per extinguishing unit.

Fire extinguishers shall be manufactured, tested, approved and labelled according to the provisions applied in the country of manufacture.

**NOTE:** *Provisions applied in the country of manufacture" means the provisions applicable in the country of manufacture or those applicable in the country of use.*

Fire extinguishers under this entry include:

- (a) portable fire extinguishers for manual handling and operation;
- (b) fire extinguishers for installation in aircraft;
- (c) fire extinguishers mounted on wheels for manual handling;
- (d) fire extinguishing equipment or machinery mounted on wheels or wheeled platforms or units carried similar to (small) trailers, and
- (e) fire extinguishers composed of a non-rollable pressure drum and equipment, and handled e.g. by fork lift or crane when loaded or unloaded.

**NOTE:** *Pressure receptacles which contain gases for use in the above-mentioned fire extinguishers or for use in stationary fire-fighting installations shall meet the requirements of Chapter 6.2 of ADR and all requirements applicable to the relevant dangerous goods when these pressure receptacles are carried separately.*

226 Formulations of this substance containing not less than 30% non-volatile, non-flammable phlegmatizer are not subject to the requirements of ADN.

227 When phlegmatized with water and inorganic inert material the content of urea nitrate may not exceed 75% by mass and the mixture shall not be capable of being detonated by the Series 1, type (a), test in the *Manual of Tests and Criteria*, Part 1.

Copyright © United Nations, 2019. All rights reserved

- 228 Mixtures not meeting the criteria for flammable gases (see 2.2.2.1.5) shall be carried under UN No. 3163.
- 230 Lithium cells and batteries may be carried under this entry if they meet the provisions of 2.2.9.1.7.
- 235 This entry applies to articles which contain Class 1 explosive substances and which may also contain dangerous goods of other classes. These articles are used to enhance safety in vehicles, vessels or aircraft – e.g. air bag inflators, air bag modules, seat-belt pretensioners, and pyromechanical devices.
- 236 Polyester resin kits consist of two components: a base material (either Class 3 or Class 4.1, packing group II or III) and an activator (organic peroxide). The organic peroxide shall be type D, E, or F, not requiring temperature control. The packing group shall be II or III, according to the criteria of either Class 3 or Class 4.1, as appropriate, applied to the base material. The quantity limit shown in column (7a) of Table A of Chapter 3.2 applies to the base material.
- 237 The membrane filters, including paper separators, coating or backing materials, etc., that are present in carriage, shall not be liable to propagate a detonation as tested by one of the tests described in the *Manual of Tests and Criteria*, Part I, Test series 1 (a).

In addition, the competent authority may determine, on the basis of the results of suitable burning rate tests taking account of the standard tests in the *Manual of Tests and Criteria*, Part III, sub-section 33.2.1, that nitrocellulose membrane filters in the form in which they are to be carried are not subject to the requirements applicable to flammable solids in Class 4.1.

- 238 (a) Batteries can be considered as non-spillable provided that they are capable of withstanding the vibration and pressure differential tests given below, without leakage of battery fluid.

**Vibration test:** The battery is rigidly clamped to the platform of a vibration machine and a simple harmonic motion having an amplitude of 0.8 mm (1.6 mm maximum total excursion) is applied. The frequency is varied at the rate of 1 Hz/min between the limits of 10 Hz and 55 Hz. The entire range of frequencies and return is traversed in  $95 \pm 5$  minutes for each mounting position (direction of vibration) of the battery. The battery is tested in three mutually perpendicular positions (to include testing with fill openings and vents, if any, in an inverted position) for equal time periods.

**Pressure differential test:** Following the vibration test, the battery is stored for six hours at  $24\text{ }^{\circ}\text{C} \pm 4\text{ }^{\circ}\text{C}$  while subjected to a pressure differential of at least 88 kPa. The battery is tested in three mutually perpendicular positions (to include testing with fill openings and vents, if any, in an inverted position) for at least six hours in each position.

- (b) Non-spillable batteries are not subject to the requirements of ADN if, at a temperature of  $55\text{ }^{\circ}\text{C}$ , the electrolyte will not flow from a ruptured or cracked case and there is no free liquid to flow and if, as packaged for carriage, the terminals are protected from short circuit.
- 239 Batteries or cells shall not contain dangerous substances other than sodium, sulphur or sodium compounds (e.g. sodium polysulphides and sodium tetrachloroaluminate). Batteries or cells shall not be offered for carriage at a temperature such that liquid elemental sodium is present in the battery or cell unless approved and under the conditions established by the competent authority of the country of origin. If the country of origin is not a Contracting Party to ADN, the approval and conditions of carriage

Copyright © United Nations, 2019. All rights reserved

shall be recognized by the competent authority of the first country Contracting Party to ADN reached by the consignment.

Cells shall consist of hermetically sealed metal casings which fully enclose the dangerous substances and which are so constructed and closed as to prevent the release of the dangerous substances under normal conditions of carriage.

Batteries shall consist of cells secured within and fully enclosed by a metal casing so constructed and closed as to prevent the release of the dangerous substances under normal conditions of carriage.

240 (Deleted)

241 The formulation shall be prepared so that it remains homogeneous and does not separate during carriage. Formulations with low nitrocellulose contents and not showing dangerous properties when tested for their liability to detonate, deflagrate or explode when heated under defined confinement by tests of Test series 1 (a), 2 (b) and 2 (c) respectively in the *Manual of Tests and Criteria*, Part I and not being a flammable solid when tested in accordance with Test No. 1 in the *Manual of Tests and Criteria*, Part III, sub-section 33.2.1.4 (chips, if necessary, crushed and sieved to a particle size of less than 1.25 mm) are not subject to the requirements of ADN.

242 Sulphur is not subject to the requirements of ADN when it has been formed to a specific shape (e.g. prills, granules, pellets, pastilles or flakes).

243 Gasoline, motor spirit and petrol for use in spark-ignition engines (e.g. in automobiles, stationary engines and other engines) shall be assigned to this entry regardless of variations in volatility.

244 This entry includes e.g. aluminium dross, aluminium skimmings, spent cathodes, spent potliner, and aluminium salt slags.

247 Alcoholic beverages containing more than 24% alcohol but not more than 70% by volume, when carried as part of the manufacturing process, may be carried in wooden barrels with a capacity of more than 250 litres and not more than 500 litres meeting the general requirements of 4.1.1 of ADR, as appropriate, on the following conditions:

- (a) The wooden barrels shall be checked and tightened before filling;
- (b) Sufficient ullage (not less than 3%) shall be left to allow for the expansion of the liquid;
- (c) The wooden barrels shall be carried with the bungholes pointing upwards;
- (d) The wooden barrels shall be carried in containers meeting the requirements of the CSC. Each wooden barrel shall be secured in custom-made cradles and be wedged by appropriate means to prevent it from being displaced in any way during carriage.

249 Ferrocium, stabilized against corrosion, with a minimum iron content of 10% is not subject to the requirements of ADN.

250 This entry may only be used for samples of chemicals taken for analysis in connection with the implementation of the Convention on the Prohibition of the Development, Production, Stockpiling and Use of Chemical Weapons and on their Destruction. The carriage of substances under this entry shall be in accordance with the chain of custody and security procedures specified by the Organisation for the Prohibition of Chemical Weapons.

Copyright © United Nations, 2019. All rights reserved

The chemical sample may only be carried providing prior approval has been granted by the competent authority or the Director General of the Organisation for the Prohibition of Chemical Weapons and providing the sample complies with the following provisions:

- (a) It shall be packed according to packing instruction 623 in the ICAO Technical Instructions; and
- (b) During carriage, a copy of the document of approval for transport, showing the quantity limitations and the packing provisions shall be attached to the transport document.

- 251 The entry CHEMICAL KIT or FIRST AID KIT is intended to apply to boxes, cases etc. containing small quantities of various dangerous goods which are used for example for medical, analytical or testing or repair purposes.

Such kits shall only contain dangerous goods that are permitted as:

- (a) Excepted quantities not exceeding the quantity indicated by the code in column (7b) of Table A of Chapter 3.2, provided that the net quantity per inner packaging and net quantity per package are as prescribed in 3.5.1.2 and 3.5.1.3; or;
- (b) Limited quantities as indicated in column (7a) of Table A of Chapter 3.2, provided that the net quantity per inner packaging does not exceed 250 ml or 250 g.

Components shall not react dangerously (see "dangerous reaction" in 1.2.1). The total quantity of dangerous goods in any one kit shall not exceed either 1 l or 1 kg.

For the purposes of completion of the transport document as set out in 5.4.1.1.1, the packing group shown on the document shall be the most stringent packing group assigned to any individual substance in the kit. Where the kit contains only dangerous goods to which no packing group is assigned, no packing group need be indicated on the dangerous goods transport document.

Kits which are carried on board vessels for first-aid or operating purposes are not subject to the requirements of ADN.

Chemical kits and first aid kits containing dangerous goods in inner packagings which do not exceed the quantity limits for limited quantities applicable to individual substances as specified in Column (7a) of Table A of Chapter 3.2 may be carried in accordance with Chapter 3.4.

- 252 Provided the ammonium nitrate remains in solution under all conditions of carriage, aqueous solutions of ammonium nitrate, with not more than 0.2% combustible material, in a concentration not exceeding 80%, are not subject to the requirements of ADN.
- 266 This substance, when containing less alcohol, water or phlegmatizer than specified, shall not be carried unless specifically authorized by the competent authority (see 2.2.1.1).
- 267 Any explosives, blasting, type C containing chlorates shall be segregated from explosives containing ammonium nitrate or other ammonium salts.
- 270 Aqueous solutions of Class 5.1 inorganic solid nitrate substances are considered as not meeting the criteria of Class 5.1 if the concentration of the substances in solution at the minimum temperature encountered during carriage is not greater than 80% of the saturation limit.

Copyright © United Nations, 2019. All rights reserved

- 271 Lactose or glucose or similar materials may be used as a phlegmatizer provided that the substance contains not less than 90%, by mass, of phlegmatizer. The competent authority may authorize these mixtures to be classified in Class 4.1 on the basis of a test Series 6 (c) of Section 16 of Part I of the *Manual of Tests and Criteria* on at least three packages as prepared for carriage. Mixtures containing at least 98%, by mass, of phlegmatizer are not subject to the requirements of ADN. Packages containing mixtures with not less than 90%, by mass, of phlegmatizer need not bear a label conforming to model No. 6.1.
- 272 This substance shall not be carried under the provisions of Class 4.1 unless specifically authorized by the competent authority (see UN No. 0143 or UN No. 0150 as appropriate).
- 273 Maneb and maneb preparations stabilized against self-heating need not be classified in Class 4.2 when it can be demonstrated by testing that a cubic volume of 1 m<sup>3</sup> of substance does not self-ignite and that the temperature at the centre of the sample does not exceed 200 °C, when the sample is maintained at a temperature of not less than 75 °C ± 2 °C for a period of 24 hours.
- 274 The provisions of 3.1.2.8 apply.
- 278 These substances shall not be classified and carried unless authorized by the competent authority on the basis of results from Series 2 tests and a Series 6(c) test of Part I of the *Manual of Tests and Criteria* on packages as prepared for carriage (see 2.2.1.1). The competent authority shall assign the packing group on the basis of 2.2.3 criteria and the package type used for the Series 6(c) test.
- 279 The substance is assigned to this classification or packing group based on human experience rather than the strict application of classification criteria set out in ADN.
- 280 This entry applies to safety devices for vehicles, vessels or aircraft, e.g. air bag inflators, air bag modules, seat-belt pretensioners, and pyromechanical devices, which contain dangerous goods of Class 1 or of other classes, when carried as component parts and if these articles as presented for carriage have been tested in accordance with Test Series 6(c) of Part I of the *Manual of Tests and Criteria*, with no explosion of the device, no fragmentation of device casing or pressure receptacle, and no projection hazard nor thermal effect which would significantly hinder fire-fighting or emergency response efforts in the immediate vicinity. This entry does not apply to life saving appliances described in special provision 296 (UN Nos. 2990 and 3072).
- 283 Articles containing gas, intended to function as shock absorbers, including impact energy-absorbing devices, or pneumatic springs are not subject to the requirements of ADN provided:
- (a) Each article has a gas space capacity not exceeding 1.6 litres and a charge pressure not exceeding 280 bar where the product of the capacity (litres) and charge pressure (bars) does not exceed 80 (i.e. 0.5 litres gas space and 160 bar charge pressure, 1 litre gas space and 80 bar charge pressure, 1.6 litres gas space and 50 bar charge pressure, 0.28 litres gas space and 280 bar charge pressure);
  - (b) Each article has a minimum burst pressure of 4 times the charge pressure at 20 °C for products not exceeding 0.5 litres gas space capacity and 5 times charge pressure for products greater than 0.5 litres gas space capacity;
  - (c) Each article is manufactured from material which will not fragment upon rupture;
  - (d) Each article is manufactured in accordance with a quality assurance standard acceptable to the competent authority; and

Copyright © United Nations, 2019. All rights reserved

- (e) The design type has been subjected to a fire test demonstrating that the article relieves its pressure by means of a fire degradable seal or other pressure relief device, such that the article will not fragment and that the article does not rocket.

See also 1.1.3.2 (d) of ADR for equipment used for the operation of the vehicle.

284 An oxygen generator, chemical, containing oxidizing substances shall meet the following conditions:

- (a) The generator when containing an explosive actuating device shall only be carried under this entry when excluded from Class 1 in accordance with the NOTE under paragraph 2.2.1.1.1 (b);
- (b) The generator, without its packaging, shall be capable of withstanding a 1.8 m drop test onto a rigid, non-resilient, flat and horizontal surface, in the position most likely to cause damage, without loss of its contents and without actuation;
- (c) When a generator is equipped with an actuating device, it shall have at least two positive means of preventing unintentional actuation.

286 Nitrocellulose membrane filters covered by this entry, each with a mass not exceeding 0.5 g, are not subject to the requirements of ADN when contained individually in an article or a sealed packet.

288 These substances shall not be classified and carried unless authorized by the competent authority on the basis of results from Series 2 tests and a Series 6 (c) test of Part I of the *Manual of Tests and Criteria* on packages as prepared for carriage (see 2.2.1.1).

289 Safety devices, electrically initiated and safety devices, pyrotechnic installed in vehicles, wagons, vessels or aircraft or in completed components such as steering columns, door panels, seats, etc. are not subject to ADN.

290 When this radioactive material meets the definitions and criteria of other classes as defined in Part 2, it shall be classified in accordance with the following:

- (a) Where the substance meets the criteria for dangerous goods in excepted quantities as set out in Chapter 3.5, the packagings shall be in accordance with 3.5.2 and meet the testing requirements of 3.5.3. All other requirements applicable to radioactive material, excepted packages as set out in 1.7.1.5 shall apply without reference to the other class;
- (b) Where the quantity exceeds the limits specified in 3.5.1.2 the substance shall be classified in accordance with the predominant subsidiary hazard. The transport document shall describe the substance with the UN number and proper shipping name applicable to the other class supplemented with the name applicable to the radioactive excepted package according to Column (2) of Table A of Chapter 3.2, and the substance shall be carried in accordance with the provisions applicable to that UN number. An example of the information shown on the transport document is:

"UN 1993, Flammable liquid, N.O.S. (ethanol and toluene mixture), Radioactive material, excepted package – limited quantity of material, 3, PG II".

In addition, the requirements of 2.2.7.2.4.1 shall apply;

- (c) The provisions of Chapter 3.4 for the carriage of dangerous goods packed in limited quantities shall not apply to substances classified in accordance with subparagraph (b);

Copyright © United Nations, 2019. All rights reserved

- (d) When the substance meets a special provision that exempts this substance from all dangerous goods provisions of the other classes it shall be classified in accordance with the applicable UN number of Class 7 and all requirements specified in 1.7.1.5 shall apply.
- 291 Flammable liquefied gases shall be contained within refrigerating machine components. These components shall be designed and tested to at least three times the working pressure of the machinery. The refrigerating machines shall be designed and constructed to contain the liquefied gas and preclude the risk of bursting or cracking of the pressure retaining components during normal conditions of carriage. Refrigerating machines and refrigerating-machine components are not subject to the requirements of ADN if they contain less than 12 kg of gas.
- 292 *(Deleted)*
- 293 The following definitions apply to matches:
- (a) Fusee matches are matches the heads of which are prepared with a friction-sensitive igniter composition and a pyrotechnic composition which burns with little or no flame, but with intense heat;
  - (b) Safety matches are matches that are combined with or attached to the box, book or card that can be ignited by friction only on a prepared surface;
  - (c) Strike anywhere matches are matches that can be ignited by friction on a solid surface;
  - (d) Wax Vesta matches are matches that can be ignited by friction either on a prepared surface or on a solid surface.
- 295 Batteries need not be individually marked and labelled if the pallet bears the appropriate mark and label.
- 296 These entries apply for life-saving appliances such as life rafts, personal flotation devices and self-inflating slides. UN No. 2990 applies to self-inflating appliances and UN No. 3072 applies to life-saving appliances that are not self-inflating. Life-saving appliances may contain:
- (a) Signal devices (Class 1) which may include smoke and illumination signal flares packed in packagings that prevent them from being inadvertently activated;
  - (b) For UN No. 2990 only, cartridges, power devices of Division 1.4, compatibility group S, may be contained for purposes of the self-inflating mechanism and provided that the quantity of explosives per appliance does not exceed 3.2 g;
  - (c) Class 2 compressed or liquefied gases, group A or O, according to 2.2.2.1.3;
  - (d) Electric storage batteries (Class 8) and lithium batteries (Class 9);
  - (e) First aid kits or repair kits containing small quantities of dangerous goods (e.g.: substances of Class 3, 4.1, 5.2, 8 or 9); or
  - (f) "Strike anywhere" matches packed in packagings that prevent them from being inadvertently activated.

Life-saving appliances packed in strong rigid outer packagings with a total maximum gross mass of 40 kg, containing no dangerous goods other than compressed or liquefied gases of Class 2, group A or group O, in receptacles with a capacity not exceeding 120



Copyright © United Nations, 2019. All rights reserved

ml, installed solely for the purpose of the activation of the appliance, are not subject to the requirements of ADN.

- 300 Fish meal, fish scrap and krill meal shall not be loaded if the temperature at the time of loading exceeds 35 °C or 5 °C above the ambient temperature whichever is higher.
- 301 This entry only applies to machinery or apparatus containing dangerous goods as a residue or an integral element of the machinery or apparatus. It shall not be used for machinery or apparatus for which a proper shipping name already exists in Table A of Chapter 3.2. Machinery and apparatus carried under this entry shall only contain dangerous goods which are authorized to be carried in accordance with the provisions of Chapter 3.4 (Limited quantities). The quantity of dangerous goods in machinery or apparatus shall not exceed the quantity specified in Column (7a) of Table A of Chapter 3.2 for each item of dangerous goods contained. If the machinery or apparatus contains more than one item of dangerous goods, the individual dangerous goods shall be enclosed to prevent them reacting dangerously with one another during carriage (see 4.1.1.6 of ADR). When it is required to ensure liquid dangerous goods remain in their intended orientation, orientation arrows shall be displayed on at least two opposite vertical sides with the arrows pointing in the correct direction in accordance with 5.2.1.10.

**NOTE:** *In this special provision the reference to “a proper shipping name which already exists” excludes specific n.o.s. entries for UN Nos. 3537 to 3548.*

- 302 Fumigated cargo transport units containing no other dangerous goods are only subject to the provisions of 5.5.2.
- 303 Receptacles shall be assigned to the classification code of the gas or mixture of gases contained therein determined in accordance with the provisions of section 2.2.2.
- 304 This entry may only be used for the transport of non-activated batteries which contain dry potassium hydroxide and which are intended to be activated prior to use by addition of an appropriate amount of water to the individual cells.
- 305 These substances are not subject to the requirements of ADN when in concentrations of not more than 50 mg/kg.
- 306 This entry may only be used for substances that are too insensitive for acceptance into Class 1 when tested in accordance with Test Series 2 (see *Manual of Tests and Criteria*, Part I).
- 307 This entry may only be used for ammonium nitrate based fertilizers. They shall be classified in accordance with the procedure as set out in the Manual of Tests and Criteria, Part III, Section 39 subject to the restrictions of 2.2.51.2.2, thirteenth and fourteenth indents. When used in the said Section 39, the term “competent authority” means the competent authority of the country of origin. If the country of origin is not a Contracting Party to ADN, the classification and conditions of carriage shall be recognized by the competent authority of the first country Contracting Party to ADN reached by the consignment.
- 309 This entry applies to non-sensitized emulsions, suspensions and gels consisting primarily of a mixture of ammonium nitrate and fuel, intended to produce a Type E blasting explosive only after further processing prior to use.

The mixture for emulsions typically has the following composition: 60-85% ammonium nitrate, 5-30% water, 2-8% fuel, 0.5-4% emulsifier agent, 0-10% soluble flame suppressants, and trace additives. Other inorganic nitrate salts may replace part of the ammonium nitrate.



Copyright © United Nations, 2019. All rights reserved

The mixture for suspensions and gels typically has the following composition: 60-85% ammonium nitrate, 0-5% sodium or potassium perchlorate, 0-17% hexamine nitrate or monomethylamine nitrate, 5-30% water, 2-15% fuel, 0.5-4% thickening agent, 0-10% soluble flame suppressants, and trace additives. Other inorganic nitrate salts may replace part of the ammonium nitrate.

Substances shall satisfactorily pass Tests 8 (a), (b) and (c) of Test Series 8 of the *Manual of Tests and Criteria*, Part I, Section 18 and be approved by the competent authority.

- 310 The testing requirements in the Manual of Tests and Criteria, part III sub-section 38.3 do not apply to production runs, consisting of not more than 100 cells or batteries, or to pre-production prototypes of cells or batteries when these prototypes are carried for testing when packaged in accordance with packing instruction P910 of 4.1.4.1 of ADR or LP905 of 4.1.4.3 of ADR, as applicable.

The transport document shall include the following statement: "Carriage in accordance with special provision 310".

Damaged or defective cells, batteries, or cells and batteries contained in equipment shall be carried in accordance with special provision 376 and packaged in accordance with packing instructions P908 of 4.1.4.1 or LP904 of 4.1.4.3 of ADR, as applicable.

Cells, batteries or cells and batteries contained in equipment carried for disposal or recycling may be packaged in accordance with special provision 377 and packing instruction P909 of 4.1.4.1 of ADR.

- 311 Substances shall not be carried under this entry unless approved by the competent authority on the basis of the results of appropriate tests according to Part I of the *Manual of Tests and Criteria*. Packaging shall ensure that the percentage of diluent does not fall below that stated in the competent authority approval, at any time during carriage.

312 *(Deleted)*

313 *(Deleted)*

- 314 (a) These substances are liable to exothermic decomposition at elevated temperatures. Decomposition can be initiated by heat or by impurities (e.g. powdered metals (iron, manganese, cobalt, magnesium) and their compounds);

(b) During the course of carriage, these substances shall be shaded from direct sunlight and all sources of heat and be placed in adequately ventilated areas.

- 315 This entry shall not be used for Class 6.1 substances which meet the inhalation toxicity criteria for packing group I described in 2.2.61.1.8.

- 316 This entry applies only to calcium hypochlorite, dry, when carried in non-friable tablet form.

- 317 "Fissile-excepted" applies only to those fissile material and packages containing fissile material which are excepted in accordance with 2.2.7.2.3.5.

- 318 For the purposes of documentation, the proper shipping name shall be supplemented with the technical name (see 3.1.2.8). When the infectious substances to be carried are unknown, but suspected of meeting the criteria for inclusion in category A and assignment to UN No. 2814 or 2900, the words "suspected category A infectious substance" shall be shown, in parentheses, following the proper shipping name on the transport document.

Copyright © United Nations, 2019. All rights reserved

- 319 Substances packed and packages marked in accordance with packing instruction P650 of ADR are not subject to any other requirements of ADN.
- 321 These storage systems shall always be considered as containing hydrogen.
- 322 When carried in non-friable tablet form, these goods are assigned to packing group III.
- 323 *(Reserved)*
- 324 This substance needs to be stabilized when in concentrations of not more than 99%.
- 325 In the case of non-fissile or fissile excepted uranium hexafluoride, the material shall be classified under UN No. 2978.
- 326 In the case of fissile uranium hexafluoride, the material shall be classified under UN No. 2977.
- 327 Waste aerosols consigned in accordance with 5.4.1.1.3 may be carried under this entry for the purposes of reprocessing or disposal. They need not be protected against movement and inadvertent discharge provided that measures to prevent dangerous build up of pressure and dangerous atmospheres are addressed. Waste aerosols, other than those leaking or severely deformed, shall be packed in accordance with packing instruction P207 of ADR and special provision PP87 of ADR, or packing instruction LP200 of ADR and special packing provision L2 of ADR. Leaking or severely deformed aerosols shall be carried in salvage packagings provided appropriate measures are taken to ensure there is no dangerous build up of pressure.

**NOTE:** *For maritime carriage, waste aerosols shall not be carried in closed containers.*

- 328 This entry applies to fuel cell cartridges including when contained in equipment or packed with equipment. Fuel cell cartridges installed in or integral to a fuel cell system are regarded as contained in equipment. Fuel cell cartridge means an article that stores fuel for discharge into the fuel cell through (a) valve(s) that control(s) the discharge of fuel into the fuel cell. Fuel cell cartridges, including when contained in equipment, shall be designed and constructed to prevent fuel leakage under normal conditions of carriage.

Fuel cell cartridge design types using liquids as fuels shall pass an internal pressure test at a pressure of 100 kPa (gauge) without leakage.

Except for fuel cell cartridges containing hydrogen in metal hydride which shall be in compliance with special provision 339, each fuel cell cartridge design type shall be shown to pass a 1.2 meter drop test onto an unyielding surface in the orientation most likely to result in failure of the containment system with no loss of contents.

When lithium metal or lithium ion batteries are contained in the fuel cell system, the consignment shall be consigned under this entry and under the appropriate entries for UN 3091 LITHIUM METAL BATTERIES CONTAINED IN EQUIPMENT or UN 3481 LITHIUM ION BATTERIES CONTAINED IN EQUIPMENT.

- 329 *(Reserved)*
- 331 *(Reserved)*
- 332 Magnesium nitrate hexahydrate is not subject to the requirements of ADN.
- 333 Ethanol and gasoline, motor spirit or petrol mixtures for use in spark-ignition engines (e.g. in automobiles, stationary engines and other engines) shall be assigned to this entry regardless of variations in volatility.

Copyright © United Nations, 2019. All rights reserved

- 334 A fuel cell cartridge may contain an activator provided it is fitted with two independent means of preventing unintended mixing with the fuel during carriage.
- 335 Mixtures of solids which are not subject to the requirements of ADN and environmentally hazardous liquids or solids shall be classified as UN 3077 and may be carried under this entry provided there is no free liquid visible at the time the substance is loaded or at the time the packaging or cargo transport unit is closed. Each cargo transport unit shall be leakproof when used for carriage in bulk. If free liquid is visible at the time the mixture is loaded or at the time the packaging or cargo transport unit is closed, the mixture shall be classified as UN 3082. Sealed packets and articles containing less than 10 ml of an environmentally hazardous liquid, absorbed into a solid material but with no free liquid in the packet or article, or containing less than 10 g of an environmentally hazardous solid, are not subject to the requirements of ADN.
- 336 A single package of non-combustible solid LSA-II or LSA-III material, if carried by air, shall not contain an activity greater than 3 000 A<sub>2</sub>.
- 337 Type B(U) and Type B(M) packages, if carried by air, shall not contain activities greater than the following:
- (a) For low dispersible radioactive material: as authorized for the package design as specified in the certificate of approval;
  - (b) For special form radioactive material: 3 000 A<sub>1</sub> or 100 000 A<sub>2</sub>, whichever is the lower; or
  - (c) For all other radioactive material: 3 000 A<sub>2</sub>.
- 338 Each fuel cell cartridge carried under this entry and designed to contain a liquefied flammable gas shall:
- (a) Be capable of withstanding, without leakage or bursting, a pressure of at least two times the equilibrium pressure of the contents at 55 °C;
  - (b) Not contain more than 200 ml liquefied flammable gas, the vapour pressure of which shall not exceed 1 000 kPa at 55 °C; and
  - (c) Pass the hot water bath test prescribed in 6.2.6.3.1 of ADR.
- 339 Fuel cell cartridges containing hydrogen in a metal hydride carried under this entry shall have a water capacity less than or equal to 120 ml.

The pressure in the fuel cell cartridge shall not exceed 5 MPa at 55 °C. The design type shall withstand, without leaking or bursting, a pressure of twice the design pressure of the cartridge at 55 °C or 200 kPa more than the design pressure of the cartridge at 55 °C, whichever is greater. The pressure at which this test is conducted is referred to in the drop test and the hydrogen cycling test as the “minimum shell burst pressure”.

Fuel cell cartridges shall be filled in accordance with procedures provided by the manufacturer. The manufacturer shall provide the following information with each fuel cell cartridge:

- (a) Inspection procedures to be carried out before initial filling and before refilling of the fuel cell cartridge;
- (b) Safety precautions and potential hazards to be aware of;
- (c) Method for determining when the rated capacity has been achieved;

Copyright © United Nations, 2019. All rights reserved

- (d) Minimum and maximum pressure range;
- (e) Minimum and maximum temperature range; and
- (f) Any other requirements to be met for initial filling and refilling including the type of equipment to be used for initial filling and refilling.

The fuel cell cartridges shall be designed and constructed to prevent fuel leakage under normal conditions of carriage. Each cartridge design type, including cartridges integral to a fuel cell, shall be subjected to and shall pass the following tests:

#### **Drop test**

A 1.8 metre drop test onto an unyielding surface in four different orientations:

- (a) Vertically, on the end containing the shut-off valve assembly;
- (b) Vertically, on the end opposite to the shut-off valve assembly;
- (c) Horizontally, onto a steel apex with a diameter of 38 mm, with the steel apex in the upward position; and
- (d) At a 45° angle on the end containing the shut-off valve assembly.

There shall be no leakage, determined by using a soap bubble solution or other equivalent means on all possible leak locations, when the cartridge is charged to its rated charging pressure. The fuel cell cartridge shall then be hydrostatically pressurized to destruction. The recorded burst pressure shall exceed 85% of the minimum shell burst pressure.

#### **Fire test**

A fuel cell cartridge filled to rated capacity with hydrogen shall be subjected to a fire engulfment test. The cartridge design, which may include a vent feature integral to it, is deemed to have passed the fire test if:

- (a) The internal pressure vents to zero gauge pressure without rupture of the cartridge; or
- (b) The cartridge withstands the fire for a minimum of 20 minutes without rupture.

#### **Hydrogen cycling test**

This test is intended to ensure that a fuel cell cartridge design stress limits are not exceeded during use.

The fuel cell cartridge shall be cycled from not more than 5% rated hydrogen capacity to not less than 95% rated hydrogen capacity and back to not more than 5% rated hydrogen capacity. The rated charging pressure shall be used for charging and temperatures shall be held within the operating temperature range. The cycling shall be continued for at least 100 cycles.

Following the cycling test, the fuel cell cartridge shall be charged and the water volume displaced by the cartridge shall be measured. The cartridge design is deemed to have passed the hydrogen cycling test if the water volume displaced by the cycled cartridge does not exceed the water volume displaced by an uncycled cartridge charged to 95% rated capacity and pressurized to 75% of its minimum shell burst pressure.

Copyright © United Nations, 2019. All rights reserved

### Production leak test

Each fuel cell cartridge shall be tested for leaks at  $15\text{ }^{\circ}\text{C} \pm 5\text{ }^{\circ}\text{C}$ , while pressurized to its rated charging pressure. There shall be no leakage, determined by using a soap bubble solution or other equivalent means on all possible leak locations.

Each fuel cell cartridge shall be permanently marked with the following information:

- (a) The rated charging pressure in MPa;
- (b) The manufacturer's serial number of the fuel cell cartridges or unique identification number; and
- (c) The date of expiry based on the maximum service life (year in four digits; month in two digits).

340 Chemical kits, first aid kits and polyester resin kits containing dangerous substances in inner packagings which do not exceed the quantity limits for excepted quantities applicable to individual substances as specified in column (7b) of Table A of Chapter 3.2, may be carried in accordance with Chapter 3.5. Class 5.2 substances, although not individually authorized as excepted quantities in column (7b) of Table A of Chapter 3.2, are authorized in such kits and are assigned Code E2 (see 3.5.1.2).

341 *(Reserved)*

342 Glass inner receptacles (such as ampoules or capsules) intended only for use in sterilization devices, when containing less than 30 ml of ethylene oxide per inner packaging with not more than 300 ml per outer packaging, may be carried in accordance with the provisions in Chapter 3.5, irrespective of the indication of "E0" in column (7b) of Table A of Chapter 3.2 provided that:

- (a) After filling, each glass inner receptacle has been determined to be leak-tight by placing the glass inner receptacle in a hot water bath at a temperature, and for a period of time, sufficient to ensure that an internal pressure equal to the vapour pressure of ethylene oxide at  $55\text{ }^{\circ}\text{C}$  is achieved. Any glass inner receptacle showing evidence of leakage, distortion or other defect under this test shall not be carried under the terms of this special provision;
- (b) In addition to the packaging required by 3.5.2, each glass inner receptacle is placed in a sealed plastics bag compatible with ethylene oxide and capable of containing the contents in the event of breakage or leakage of the glass inner receptacle; and
- (c) Each glass inner receptacle is protected by a means of preventing puncture of the plastics bag (e.g. sleeves or cushioning) in the event of damage to the packaging (e.g. by crushing).

343 This entry applies to crude oil containing hydrogen sulphide in sufficient concentration that vapours evolved from the crude oil can present an inhalation hazard. The packing group assigned shall be determined by the flammability hazard and inhalation hazard, in accordance with the degree of danger presented.

344 The provisions of 6.2.6 of ADR shall be met.

345 This gas contained in open cryogenic receptacles with a maximum capacity of 1 litre constructed with glass double walls having the space between the inner and outer wall evacuated (vacuum insulated) is not subject to ADN provided each receptacle is carried

Copyright © United Nations, 2019. All rights reserved

in an outer packaging with suitable cushioning or absorbent materials to protect it from impact damage.

- 346 Open cryogenic receptacles conforming to the requirements of packing instruction P203 of 4.1.4.1 of ADR and containing no dangerous goods except for UN No. 1977 nitrogen, refrigerated liquid, which is fully absorbed in a porous material, are not subject to any other requirements of ADN.
- 347 This entry shall only be used if the results of Test series 6 (d) of Part I of the *Manual of Tests and Criteria* have demonstrated that any hazardous effects arising from functioning are confined within the package.
- 348 Batteries manufactured after 31 December 2011 shall be marked with the Watt-hour rating on the outside case.
- 349 Mixtures of a hypochlorite with an ammonium salt are not to be accepted for carriage. UN No. 1791 hypochlorite solution is a substance of Class 8.
- 350 Ammonium bromate and its aqueous solutions and mixtures of a bromate with an ammonium salt are not to be accepted for carriage.
- 351 Ammonium chlorate and its aqueous solutions and mixtures of a chlorate with an ammonium salt are not to be accepted for carriage.
- 352 Ammonium chlorite and its aqueous solutions and mixtures of a chlorite with an ammonium salt are not to be accepted for carriage.
- 353 Ammonium permanganate and its aqueous solutions and mixtures of a permanganate with an ammonium salt are not to be accepted for carriage.
- 354 This substance is toxic by inhalation.
- 355 Oxygen cylinders for emergency use carried under this entry may include installed actuating cartridges (cartridges, power device of Division 1.4, Compatibility Group C or S), without changing the classification in Class 2 provided the total quantity of deflagrating (propellant) explosives does not exceed 3.2 g per oxygen cylinder. The cylinders with the installed actuating cartridges as prepared for carriage shall have an effective means of preventing inadvertent activation.
- 356 Metal hydride storage systems intended to be installed in vehicles, wagons, vessels or aircraft shall be approved by the competent authority of the country of manufacture<sup>1</sup> before acceptance for carriage. The transport document shall include an indication that the package was approved by the competent authority of the country of manufacture<sup>1</sup> or a copy of the competent authority of the country of manufacture<sup>1</sup> approval shall accompany each consignment.
- 357 Petroleum crude oil containing hydrogen sulphide in sufficient concentration that vapours evolved from the crude oil can present an inhalation hazard shall be consigned under the entry UN 3494 PETROLEUM SOUR CRUDE OIL, FLAMMABLE, TOXIC.
- 358 Nitroglycerin solution in alcohol with more than 1% but not more than 5% nitroglycerin may be classified in Class 3 and assigned to UN No. 3064 provided all the requirements of packing instruction P300 of 4.1.4.1 of ADR are complied with.

<sup>1</sup> If the country of manufacture is not a Contracting Party to ADN, the approval shall be recognized by the competent authority of a Contracting Party to ADN.

Copyright © United Nations, 2019. All rights reserved

- 359 Nitroglycerin solution in alcohol with more than 1% but not more than 5% nitroglycerin shall be classified in Class 1 and assigned to UN No. 0144 if not all the requirements of packing instruction P300 of 4.1.4.1 of ADR are complied with.
- 360 Vehicles only powered by lithium metal batteries or lithium ion batteries shall be classified under the entry UN 3171 battery-powered vehicle.
- 361 This entry applies to electric double layer capacitors with an energy storage capacity greater than 0.3 Wh. Capacitors with an energy storage capacity of 0.3 Wh or less are not subject to ADN. Energy storage capacity means the energy held by a capacitor, as calculated using the nominal voltage and capacitance. All capacitors to which this entry applies, including capacitors containing an electrolyte that does not meet the classification criteria of any class of dangerous goods, shall meet the following conditions:
- (a) Capacitors not installed in equipment shall be carried in an uncharged state. Capacitors installed in equipment shall be carried either in an uncharged state or protected against short circuit;
  - (b) Each capacitor shall be protected against a potential short circuit hazard in carriage as follows:
    - (i) When a capacitor's energy storage capacity is less than or equal to 10Wh or when the energy storage capacity of each capacitor in a module is less than or equal to 10 Wh, the capacitor or module shall be protected against short circuit or be fitted with a metal strap connecting the terminals; and
    - (ii) When the energy storage capacity of a capacitor or a capacitor in a module is more than 10 Wh, the capacitor or module shall be fitted with a metal strap connecting the terminals;
  - (c) Capacitors containing dangerous goods shall be designed to withstand a 95 kPa pressure differential;
  - (d) Capacitors shall be designed and constructed to safely relieve pressure that may build up in use, through a vent or a weak point in the capacitor casing. Any liquid which is released upon venting shall be contained by the packaging or by the equipment in which a capacitor is installed; and
  - (e) Capacitors shall be marked with the energy storage capacity in Wh.

Capacitors containing an electrolyte not meeting the classification criteria of any class of dangerous goods, including when installed in equipment, are not subject to other provisions of ADN.

Capacitors containing an electrolyte meeting the classification criteria of any class of dangerous goods, with an energy storage capacity of 10 Wh or less are not subject to other provisions of ADN when they are capable of withstanding a 1.2 metre drop test unpackaged on an unyielding surface without loss of contents.

Capacitors containing an electrolyte meeting the classification criteria of any class of dangerous goods that are not installed in equipment and with an energy storage capacity of more than 10 Wh are subject to ADN.

Capacitors installed in equipment and containing an electrolyte meeting the classification criteria of any class of dangerous goods are not subject to other provisions of ADN provided the equipment is packaged in a strong outer packaging constructed of suitable material and of adequate strength and design, in relation to the packaging's



Copyright © United Nations, 2019. All rights reserved

intended use and in such a manner as to prevent accidental functioning of capacitors during carriage. Large robust equipment containing capacitors may be offered for carriage unpackaged or on pallets when capacitors are afforded equivalent protection by the equipment in which they are contained.

**NOTE:** *Capacitors which by design maintain a terminal voltage (e.g. asymmetrical capacitors) do not belong to this entry.*

362 (Reserved).

363 This entry may only be used when the conditions of this special provision are met. No other requirements of ADN apply.

- (a) This entry applies to engines or machinery, powered by fuels classified as dangerous goods via internal combustion systems or fuel cells (e.g. combustion engines, generators, compressors, turbines, heating units, etc.), except vehicle equipment assigned to UN No. 3166 referred to in special provision 666;

**NOTE:** *This entry does not apply to equipment referred to in 1.1.3.2 (a), (d) and (e), 1.1.3.3 and 1.1.3.7.*

- (b) Engines or machinery which are empty of liquid or gaseous fuels and which do not contain other dangerous goods, are not subject to ADN.

**NOTE 1:** *An engine or machinery is considered to be empty of liquid fuel when the liquid fuel tank has been drained and the engine or machinery cannot be operated due to a lack of fuel. Engine or machinery components such as fuel lines, fuel filters and injectors do not need to be cleaned, drained or purged to be considered empty of liquid fuels. In addition, the liquid fuel tank does not need to be cleaned or purged.*

**NOTE 2:** *An engine or machinery is considered to be empty of gaseous fuels when the gaseous fuel tanks are empty of liquid (for liquefied gases), the pressure in the tanks does not exceed 2 bar and the fuel shut-off or isolation valve is closed and secured.*

- (c) Engines and machinery containing fuels meeting the classification criteria of Class 3, shall be assigned to the entries UN No. 3528 ENGINE, INTERNAL COMBUSTION, FLAMMABLE LIQUID POWERED or UN No. 3528 ENGINE, FUEL CELL, FLAMMABLE LIQUID POWERED or UN No. 3528 MACHINERY, INTERNAL COMBUSTION, FLAMMABLE LIQUID POWERED or UN No. 3528 MACHINERY, FUEL CELL, FLAMMABLE LIQUID POWERED, as appropriate.
- (d) Engines and machinery containing fuels meeting the classification criteria of flammable gases of Class 2, shall be assigned to the entries UN No. 3529 ENGINE, INTERNAL COMBUSTION, FLAMMABLE GAS POWERED or UN No. 3529 ENGINE, FUEL CELL, FLAMMABLE GAS POWERED or UN No. 3529 MACHINERY, INTERNAL COMBUSTION, FLAMMABLE GAS POWERED or UN No. 3529 MACHINERY, FUEL CELL, FLAMMABLE GAS POWERED, as appropriate.

Engines and machinery powered by both a flammable gas and a flammable liquid shall be assigned to the appropriate UN No. 3529 entry.

- (e) Engines and machinery containing liquid fuels meeting the classification criteria of 2.2.9.1.10 for environmentally hazardous substances and not meeting the classification criteria of any other class shall be assigned to the entries UN No.



Copyright © United Nations, 2019. All rights reserved

3530 ENGINE, INTERNAL COMBUSTION or UN No. 3530 MACHINERY, INTERNAL COMBUSTION, as appropriate.

- (f) Engines or machinery may contain other dangerous goods than fuels (e.g. batteries, fire extinguishers, compressed gas accumulators or safety devices) required for their functioning or safe operation without being subject to any additional requirements for these other dangerous goods, unless otherwise specified in ADN. However, lithium batteries shall meet the provisions of 2.2.9.1.7, except as provided for in special provision 667.
- (g) The engine or machinery, including the means of containment containing dangerous goods, shall be in compliance with the construction requirements specified by the competent authority of the country of manufacture<sup>2</sup>;
- (h) Any valves or openings (e.g. venting devices) shall be closed during carriage;
- (i) The engines or machinery shall be oriented to prevent inadvertent leakage of dangerous goods and secured by means capable of restraining the engines or machinery to prevent any movement during carriage which would change the orientation or cause them to be damaged;
- (j) For UN No. 3528 and UN No. 3530:

Where the engine or machinery contains more than 60 l of liquid fuel and has a capacity of more than 450 l but not more than 3 000 l, it shall be labelled on two opposite sides in accordance with 5.2.2.

Where the engine or machinery contains more than 60 l of liquid fuel and has a capacity of more than 3 000 l, it shall be placarded on two opposite sides. Placards shall correspond to the labels required in Column (5) of Table A of Chapter 3.2 and shall conform to the specifications given in 5.3.1.7. Placards shall be displayed on a background of contrasting colour, or shall have either a dotted or solid outer boundary line.

- (k) For UN No. 3529:

Where the fuel tank of the engine or machinery has a water capacity of more than 450 l but not more than 1 000 l, it shall be labelled on two opposite sides in accordance with 5.2.2.

Where the fuel tank of the engine or machinery has a water capacity of more than 1 000 l, it shall be placarded on two opposite sides. Placards shall correspond to the labels required in Column (5) of Table A of Chapter 3.2 and shall conform to the specifications given in 5.3.1.7. Placards shall be displayed on a background of contrasting colour, or shall have either a dotted or solid outer boundary line.

- (l) When the engine or machinery contains more than 1 000 l of liquid fuels, for UN No. 3528 and UN No. 3530, or the fuel tank has a water capacity of more than 1 000 l, for UN No. 3529:
  - A transport document in accordance with 5.4.1 is required. This transport document shall contain the following additional statement "Transport in accordance with special provision 363".

<sup>2</sup> For example, compliance with the relevant provisions of Directive 2006/42/EC of the European Parliament and of the Council of 17 May 2006 on machinery, and amending Directive 95/16/EC (Official Journal of the European Union No. L 157 of 9 June 2006, pp. 0024-0086).

Copyright © United Nations, 2019. All rights reserved

- (m) The requirements specified in packing instruction P005 of 4.1.4.1 of ADR shall be met.

364 This article may only be carried under the provisions of Chapter 3.4 if, as presented for carriage, the package is capable of passing the test in accordance with Test Series 6(d) of Part I of the *Manual of Tests and Criteria* as determined by the competent authority.

365 For manufactured instruments and articles containing mercury, see UN No. 3506.

366 Manufactured instruments and articles containing not more than 1 kg of mercury are not subject to ADN.

367 For the purposes of documentation:

The proper shipping name "Paint related material" may be used for consignments of packages containing "Paint" and "Paint related material" in the same package;

The proper shipping name "Paint related material, corrosive, flammable" may be used for consignments of packages containing "Paint, corrosive, flammable" and "Paint related material, corrosive, flammable" in the same package;

The proper shipping name "Paint related material, flammable, corrosive" may be used for consignments of packages containing "Paint, flammable, corrosive" and "Paint related material, flammable, corrosive" in the same package; and

The proper shipping name "Printing ink related material" may be used for consignments of packages containing "Printing ink" and "Printing ink related material" in the same package.

368 In the case of non-fissile or fissile-excepted uranium hexafluoride, the material shall be classified under UN No. 3507 or UN No. 2978.

369 In accordance with 2.1.3.5.3 (a), this radioactive material in an excepted package possessing toxic and corrosive properties is classified in Class 6.1 with radioactivity and corrosivity subsidiary hazards.

Uranium hexafluoride may be classified under this entry only if the conditions of 2.2.7.2.4.1.2, 2.2.7.2.4.1.5, 2.2.7.2.4.5.2 and, for fissile-excepted material, of 2.2.7.2.3.5 are met.

In addition to the provisions applicable to the carriage of Class 6.1 substances with a corrosivity subsidiary hazard, the provisions of 5.1.3.2, 5.1.5.2.2, 5.1.5.4.1 (b), 7.5.11 CV33 (3.1), (5.1) to (5.4) and (6) of ADR shall apply.

No Class 7 label is required to be displayed.

370 This entry applies to:

- ammonium nitrate with more than 0.2% combustible substances, including any organic substance calculated as carbon, to the exclusion of any added substance; and
- ammonium nitrate with not more than 0.2% combustible substances, including any organic substance calculated as carbon, to the exclusion of any added substance, that gives a positive result when tested in accordance with Test Series 2 (see *Manual of Tests and Criteria*, Part I). See also UN No. 1942.

Copyright © United Nations, 2019. All rights reserved

- 371 (1) This entry also applies to articles, containing a small pressure receptacle with a release device. Such articles shall comply with the following requirements:
- (i) The water capacity of the pressure receptacle shall not exceed 0.5 litres and the working pressure shall not exceed 25 bar at 15 °C;
  - (ii) The minimum burst pressure of the pressure receptacle shall be at least four times the pressure of the gas at 15 °C;
  - (iii) Each article shall be manufactured in such a way that unintentional firing or release is avoided under normal conditions of handling, packing, carriage and use. This may be fulfilled by an additional locking device linked to the activator;
  - (iv) Each article shall be manufactured in such a way as to prevent hazardous projections of the pressure receptacle or parts of the pressure receptacle;
  - (v) Each pressure receptacle shall be manufactured from material which will not fragment upon rupture;
  - (vi) The design type of the article shall be subjected to a fire test. For this test, the provisions of paragraphs 16.6.1.2 except letter g, 16.6.1.3.1 to 16.6.1.3.6, 16.6.1.3.7 (b) and 16.6.1.3.8 of the *Manual of Tests and Criteria* shall be applied. It shall be demonstrated that the article relieves its pressure by means of a fire degradable seal or other pressure relief device, in such a way that the pressure receptacle will not fragment and that the article or fragments of the article do not rocket more than 10 metres;
  - (vii) The design type of the article shall be subjected to the following test. A stimulating mechanism shall be used to initiate one article in the middle of the packaging. There shall be no hazardous effects outside the package such as disruption of the package, metal fragments or a receptacle which passes through the packaging.
- (2) The manufacturer shall produce technical documentation of the design type, manufacture as well as the tests and their results. The manufacturer shall apply procedures to ensure that articles produced in series are made of good quality, conform to the design type and are able to meet the requirements in (1). The manufacturer shall provide such information to the competent authority on request.

- 372 This entry applies to asymmetric capacitors with an energy storage capacity greater than 0.3 Wh. Capacitors with an energy storage capacity of 0.3 Wh or less are not subject to ADN.

Energy storage capacity means the energy stored in a capacitor, as calculated according to the following equation,

$$Wh = 1/2 C_N (U_R^2 - U_L^2) \times (1/3600),$$

using the nominal capacitance ( $C_N$ ), rated voltage ( $U_R$ ) and rated lower limit voltage ( $U_L$ ).

All asymmetric capacitors to which this entry applies shall meet the following conditions:

- (a) Capacitors or modules shall be protected against short circuit;

Copyright © United Nations, 2019. All rights reserved

- (b) Capacitors shall be designed and constructed to safely relieve pressure that may build up in use, through a vent or a weak point in the capacitor casing. Any liquid which is released upon venting shall be contained by packaging or by equipment in which a capacitor is installed;
- (c) Capacitors shall be marked with the energy storage capacity in Wh; and
- (d) Capacitors containing an electrolyte meeting the classification criteria of any class of dangerous goods shall be designed to withstand a 95 kPa pressure differential;

Capacitors containing an electrolyte not meeting the classification criteria of any class of dangerous goods, including when configured in a module or when installed in equipment are not subject to other provisions of ADN.

Capacitors containing an electrolyte meeting the classification criteria of any class of dangerous goods, with an energy storage capacity of 20 Wh or less, including when configured in a module, are not subject to other provisions of ADN when the capacitors are capable of withstanding a 1.2 metre drop test unpackaged on an unyielding surface without loss of contents.

Capacitors containing an electrolyte meeting the classification criteria of any class of dangerous goods that are not installed in equipment and with an energy storage capacity of more than 20 Wh are subject to ADN.

Capacitors installed in equipment and containing an electrolyte meeting the classification criteria of any class of dangerous goods, are not subject to other provisions of ADN provided that the equipment is packaged in a strong outer packaging constructed of suitable material, and of adequate strength and design, in relation to the packaging's intended use and in such a manner as to prevent accidental functioning of capacitors during carriage. Large robust equipment containing capacitors may be offered for carriage unpackaged or on pallets when capacitors are afforded equivalent protection by the equipment in which they are contained.

**NOTE:** *Notwithstanding the provisions of this special provision, nickel-carbon asymmetric capacitors containing Class 8 alkaline electrolytes shall be carried as UN 2795 BATTERIES, WET, FILLED WITH ALKALI, electric storage.*

- 373 Neutron radiation detectors containing non-pressurized boron trifluoride gas may be carried under this entry provided that the following conditions are met:

- (a) Each radiation detector shall meet the following conditions.
  - (i) The pressure in each detector shall not exceed 105 kPa absolute at 20°C;
  - (ii) The amount of gas shall not exceed 13 g per detector;
  - (iii) Each detector shall be manufactured under a registered quality assurance programme;

**NOTE:** *ISO 9001 may be used for this purpose.*

- (iv) Each neutron radiation detector shall be of welded metal construction with brazed metal to ceramic feed through assemblies. These detectors shall have a minimum burst pressure of 1800 kPa as demonstrated by design type qualification testing; and

Copyright © United Nations, 2019. All rights reserved

- (v) Each detector shall be tested to a  $1 \times 10^{-10}$  cm<sup>3</sup>/s leaktightness standard before filling.
- (b) Radiation detectors carried as individual components shall be carried as follows:
  - (i) Detectors shall be packed in a sealed intermediate plastics liner with sufficient absorbent or adsorbent material to absorb or adsorb the entire gas contents;
  - (ii) They shall be packed in strong outer packaging. The completed package shall be capable of withstanding a 1.8 m drop test without leakage of gas contents from detectors;
  - (iii) The total amount of gas from all detectors per outer packaging shall not exceed 52 g.
- (c) Completed neutron radiation detection systems containing detectors meeting the conditions of paragraph (a) shall be carried as follows:
  - (i) The detectors shall be contained in a strong sealed outer casing;
  - (ii) The casing shall contain sufficient absorbent or adsorbent material to absorb or adsorb the entire gas contents;
  - (iii) The completed systems shall be packed in strong outer packagings capable of withstanding a 1.8 m drop test without leakage unless a system's outer casing affords equivalent protection.

Packing instruction P200 of 4.1.4.1 of ADR is not applicable.

The transport document shall include the following statement "Transport in accordance with special provision 373".

Neutron radiation detectors containing not more than 1 g of boron trifluoride, including those with solder glass joints, are not subject to ADN provided they meet the requirements in paragraph (a) and are packed in accordance with paragraph (b). Radiation detection systems containing such detectors are not subject to ADN provided they are packed in accordance with paragraph (c).

374 *(Reserved)*

375 These substances when carried in single or combination packagings containing a net quantity per single or inner packaging of 5 l or less for liquids or having a net mass per single or inner packaging of 5 kg or less for solids, are not subject to any other provisions of ADN provided the packagings meet the general provisions of 4.1.1.1, 4.1.1.2 and 4.1.1.4 to 4.1.1.8 of ADR.

376 Lithium ion cells or batteries and lithium metal cells or batteries identified as being damaged or defective such that they do not conform to the type tested according to the applicable provisions of the Manual of Tests and Criteria shall comply with the requirements of this special provision.

For the purposes of this special provision, these may include, but are not limited to:

- Cells or batteries identified as being defective for safety reasons;
- Cells or batteries that have leaked or vented;

Copyright © United Nations, 2019. All rights reserved

- Cells or batteries that cannot be diagnosed prior to carriage; or
- Cells or batteries that have sustained physical or mechanical damage.

**NOTE:** *In assessing a battery as damaged or defective, the type of battery and its previous use and misuse shall be taken into account.*

Cells and batteries shall be carried according to the provisions applicable to UN No. 3090, UN No. 3091, UN No. 3480 and No. UN 3481, except special provision 230 and as otherwise stated in this special provision.

Cells and batteries shall be packed in accordance with packing instructions P908 of 4.1.4.1 of ADR or LP904 of 4.1.4.3 of ADR, as applicable.

Cells and batteries identified as damaged or defective and liable to rapidly disassemble, dangerously react, produce a flame or a dangerous evolution of heat or a dangerous emission of toxic, corrosive or flammable gases or vapours under normal conditions of carriage shall be packed and carried in accordance with packing instruction P911 of 4.1.4.1 of ADR or LP906 of 4.1.4.3 of ADR, as applicable. Alternative packing and/or carriage conditions may be authorized by the competent authority of any ADN Contracting Party who may also recognize an approval granted by the competent authority of a country which is not an ADN Contracting Party provided that this approval has been granted in accordance with the procedures applicable according to RID, ADR, ADN, the IMDG Code or the ICAO Technical Instructions. In both cases the cells and batteries are assigned to transport category 0.

Packages shall be marked "DAMAGED/DEFECTIVE LITHIUM-ION BATTERIES" or "DAMAGED/DEFECTIVE LITHIUM METAL BATTERIES", as applicable.

The transport document shall include the following statement "Transport in accordance with special provision 376".

If applicable, a copy of the competent authority approval shall accompany the carriage.

- 377 Lithium ion and lithium metal cells and batteries and equipment containing such cells and batteries carried for disposal or recycling, either packed together with or packed without non-lithium batteries, may be packaged in accordance with packing instruction P909 of 4.1.4.1 of ADR.

These cells and batteries are not subject to the provisions of 2.2.9.1.7 (a) to (g).

Packages shall be marked "LITHIUM BATTERIES FOR DISPOSAL" or "LITHIUM BATTERIES FOR RECYCLING".

Identified damaged or defective batteries shall be carried in accordance with special provision 376 and packaged in accordance with P908 of 4.1.4.1 or LP904 of 4.1.4.3 of ADR, as applicable.

- 378 Radiation detectors containing this gas in non-refillable pressure receptacles not meeting the requirements of Chapter 6.2 and packing instruction P200 of 4.1.4.1 of ADR may be carried under this entry provided:

- (a) The working pressure in each receptacle does not exceed 50 bar;
- (b) The receptacle capacity does not exceed 12 litres;

Copyright © United Nations, 2019. All rights reserved

- (c) Each receptacle has a minimum burst pressure of at least 3 times the working pressure when a relief device is fitted and at least 4 times the working pressure when no relief device is fitted;
- (d) Each receptacle is manufactured from material which will not fragment upon rupture;
- (e) Each detector is manufactured under a registered quality assurance programme;

*NOTE: ISO 9001 may be used for this purpose.*

- (f) Detectors are carried in strong outer packagings. The complete package shall be capable of withstanding a 1.2 metre drop test without breakage of the detector or rupture of the outer packaging. Equipment that includes a detector shall be packed in a strong outer packaging unless the detector is afforded equivalent protection by the equipment in which it is contained; and
- (g) The transport document includes the following statement "Transport in accordance with special provision 378".

Radiation detectors, including detectors in radiation detection systems, are not subject to any other requirements of ADN if the detectors meet the requirements in (a) to (f) above and the capacity of detector receptacles does not exceed 50 ml.

- 379 Anhydrous ammonia adsorbed or absorbed on a solid contained in ammonia dispensing systems or receptacles intended to form part of such systems are not subject to the other provisions of ADN if the following conditions are observed:

- (a) The adsorption or absorption presents the following properties:
  - (i) The pressure at a temperature of 20 °C in the receptacle is less than 0.6 bar;
  - (ii) The pressure at a temperature of 35 °C in the receptacle is less than 1 bar;
  - (iii) The pressure at a temperature of 85 °C in the receptacle is less than 12 bar.
- (b) The adsorbent or absorbent material shall not have dangerous properties listed in classes 1 to 8;
- (c) The maximum contents of a receptacle shall be 10 kg; and
- (d) Receptacles containing adsorbed or absorbed ammonia shall meet the following conditions:
  - (i) Receptacles shall be made of a material compatible with ammonia as specified in ISO 11114-1:2012;
  - (ii) Receptacles and their means of closure shall be hermetically sealed and able to contain the generated ammonia;
  - (iii) Each receptacle shall be able to withstand the pressure generated at 85 °C with a volumetric expansion no greater than 0.1%;
  - (iv) Each receptacle shall be fitted with a device that allows for gas evacuation once pressure exceeds 15 bar without violent rupture, explosion or projection; and



Copyright © United Nations, 2019. All rights reserved

- (v) Each receptacle shall be able to withstand a pressure of 20 bar without leakage when the pressure relief device is deactivated.

When carried in an ammonia dispenser, the receptacles shall be connected to the dispenser in such a way that the assembly is guaranteed to have the same strength as a single receptacle.

The properties of mechanical strength mentioned in this special provision shall be tested using a prototype of a receptacle and/or dispenser filled to nominal capacity, by increasing the temperature until the specified pressures are reached.

The test results shall be documented, shall be traceable and shall be communicated to the relevant authorities upon request.

380 *(Reserved)*

381 *(Reserved)*

382 Polymeric beads may be made from polystyrene, poly (methyl methacrylate) or other polymeric material. When it can be demonstrated that no flammable vapour, resulting in a flammable atmosphere, is evolved according to test U1 (Test method for substances liable to evolve flammable vapours) of Part III, sub-section 38.4.4 of the Manual of Tests and Criteria, polymeric beads, expandable need not be classified under this UN number. This test should only be performed when de-classification of a substance is considered.

383 Table tennis balls manufactured from celluloid are not subject to ADN where the net mass of each table tennis ball does not exceed 3.0 g and the total net mass of table tennis balls does not exceed 500 g per package.

384 *(Reserved)*

385 *(Deleted)*

386 When substances are stabilized by temperature control, the provisions of 2.2.41.1.17, 7.1.7, special provision V8 of Chapter 7.2 of ADR, special provision S4 of Chapter 8.5 of ADR and the requirements of Chapter 9.6 of ADR apply. When chemical stabilization is employed, the person offering the packaging, IBC or tank for carriage shall ensure that the level of stabilization is sufficient to prevent the substance in the packaging, IBC or tank from dangerous polymerization at a bulk mean loading temperature of 50 °C, or, in the case of a portable tank, 45 °C. Where chemical stabilization becomes ineffective at lower temperatures within the anticipated duration of carriage, temperature control is required. In making this determination factors to be taken into consideration include, but are not limited to, the capacity and geometry of the packaging, IBC or tank and the effect of any insulation present, the temperature of the substance when offered for carriage, the duration of the journey and the ambient temperature conditions typically encountered in the journey (considering also the season of year), the effectiveness and other properties of the stabilizer employed, applicable operational controls imposed by regulation (e.g. requirements to protect from sources of heat, including other cargo carried at a temperature above ambient) and any other relevant factors.

387 Lithium batteries in conformity with 2.2.9.1.7 (f) containing both primary lithium metal cells and rechargeable lithium ion cells shall be assigned to UN Nos. 3090 or 3091 as appropriate. When such batteries are carried in accordance with special provision 188, the total lithium content of all lithium metal cells contained in the battery shall not exceed 1.5 g and the total capacity of all lithium ion cells contained in the battery shall not exceed 10 Wh.



Copyright © United Nations, 2019. All rights reserved

- 388 UN No. 3166 entries apply to vehicles powered by flammable liquid or gas internal combustion engines or fuel cells.

Vehicles powered by a fuel cell engine shall be assigned to the entries UN No. 3166 VEHICLE, FUEL CELL, FLAMMABLE GAS POWERED or UN No. 3166 VEHICLE, FUEL CELL, FLAMMABLE LIQUID POWERED, as appropriate. These entries include hybrid electric vehicles powered by both a fuel cell and an internal combustion engine with wet batteries, sodium batteries, lithium metal batteries or lithium ion batteries, carried with the battery(ies) installed.

Other vehicles which contain an internal combustion engine shall be assigned to the entries UN No. 3166 VEHICLE, FLAMMABLE GAS POWERED or UN No. 3166 VEHICLE, FLAMMABLE LIQUID POWERED, as appropriate. These entries include hybrid electric vehicles powered by both an internal combustion engine and wet batteries, sodium batteries, lithium metal batteries or lithium ion batteries, carried with the battery(ies) installed.

If a vehicle is powered by a flammable liquid and a flammable gas internal combustion engine, it shall be assigned to UN No. 3166 VEHICLE, FLAMMABLE GAS POWERED.

Entry UN No. 3171 only applies to vehicles powered by wet batteries, sodium batteries, lithium metal batteries or lithium ion batteries and equipment powered by wet batteries or sodium batteries carried with these batteries installed.

For the purpose of this special provision, vehicles are self-propelled apparatus designed to carry one or more persons or goods. Examples of such vehicles are cars, motorcycles, scooters, three- and four-wheeled vehicles or motorcycles, trucks, locomotives, bicycles (pedal cycles with a motor) and other vehicles of this type (e.g. self-balancing vehicles or vehicles not equipped with at least one seating position), wheelchairs, lawn tractors, self-propelled farming and construction equipment, boats and aircraft. This includes vehicles carried in a packaging. In this case some parts of the vehicle may be detached from its frame to fit into the packaging.

Examples of equipment are lawnmowers, cleaning machines or model boats and model aircraft. Equipment powered by lithium metal batteries or lithium ion batteries shall be assigned to the entries UN No. 3091 LITHIUM METAL BATTERIES CONTAINED IN EQUIPMENT or UN No. 3091 LITHIUM METAL BATTERIES PACKED WITH EQUIPMENT or UN No. 3481 LITHIUM ION BATTERIES CONTAINED IN EQUIPMENT or UN No. 3481 LITHIUM ION BATTERIES PACKED WITH EQUIPMENT, as appropriate.

Dangerous goods, such as batteries, airbags, fire extinguishers, compressed gas accumulators, safety devices and other integral components of the vehicle that are necessary for the operation of the vehicle or for the safety of its operator or passengers, shall be securely installed in the vehicle and are not otherwise subject to ADN. However, lithium batteries shall meet the provisions of 2.2.9.1.7, except as otherwise provided for in special provision 667.

Where a lithium battery installed in a vehicle or equipment is damaged or defective, the vehicle or equipment shall be carried in accordance with the conditions defined in special provision 667 (c).

- 389 This entry only applies to cargo transport units in which lithium ion batteries or lithium metal batteries are installed and which are designed only to provide power external to the unit. The lithium batteries shall meet the provisions of 2.2.9.1.7 (a) to (g) and contain the necessary systems to prevent overcharge and over discharge between the batteries.

Copyright © United Nations, 2019. All rights reserved

The batteries shall be securely attached to the interior structure of the cargo transport unit (e.g., by means of placement in racks, cabinets, etc.) in such a manner as to prevent short circuits, accidental operation, and significant movement relative to the cargo transport unit under the shocks, loadings and vibrations normally incident to carriage. Dangerous goods necessary for the safe and proper operation of the cargo transport unit (e.g., fire extinguishing systems and air conditioning systems), shall be properly secured to or installed in the cargo transport unit and are not otherwise subject to ADN. Dangerous goods not necessary for the safe and proper operation of the cargo transport unit shall not be carried within the cargo transport unit.

The batteries inside the cargo transport unit are not subject to marking or labelling requirements. The cargo transport unit shall bear orange-coloured plates in accordance with 5.3.2.2 and placards in accordance with 5.3.1.1 on two opposing sides.

390 *(Reserved)*391 *(Reserved)*

392 For the carriage of fuel gas containment systems designed and approved to be fitted in motor vehicles containing this gas the provisions of 4.1.4.1 and Chapter 6.2 of ADR need not be applied when carried for disposal, recycling, repair, inspection, maintenance or from where they are manufactured to a vehicle assembly plant, provided the following conditions are met:

- (a) The fuel gas containment systems shall meet the requirements of the standards or regulations for fuel tanks for vehicles, as applicable. Examples of applicable standards and regulations are:

<b>LPG tanks</b>	
UN Regulation No. 67 Revision 2	Uniform provisions concerning: I. Approval of specific equipment of vehicles of category M and N using liquefied petroleum gases in their propulsion system; II. Approval of vehicles of category M and N fitted with specific equipment for the use of liquefied petroleum gases in their propulsion system with regard to the installation of such equipment
UN Regulation No. 115	Uniform provisions concerning the approval of: I. Specific LPG (liquefied petroleum gases) retrofit systems to be installed in motor vehicles for the use of LPG in their propulsion systems; II Specific CNG (compressed natural gas) retrofit systems to be installed in motor vehicles for the use of CNG in their propulsion system

Copyright © United Nations, 2019. All rights reserved

<b>CNG and LNG tanks</b>	
UN Regulation No. 110	Uniform provisions concerning the approval of:  I. Specific components of motor vehicles using compressed natural gas (CNG) and/or liquefied natural gas (LNG) in their propulsion system  II. Vehicles with regard to the installation of specific components of an approved type for the use of compressed natural gas (CNG) and/or liquefied natural gas (LNG) in their propulsion system
UN Regulation No. 115	Uniform provisions concerning the approval of: I. Specific LPG (liquefied petroleum gases) retrofit systems to be installed in motor vehicles for the use of LPG in their propulsion systems; II Specific CNG (compressed natural gas) retrofit systems to be installed in motor vehicles for the use of CNG in their propulsion system
ISO 11439:2013	Gas cylinders — High pressure cylinders for the on-board storage of natural gas as a fuel for automotive vehicles
ISO 15500-Series	Road vehicles -- Compressed natural gas (CNG) fuel system components – several parts as applicable
ANSI NGV 2	Compressed natural gas vehicle fuel containers
CSA B51 Part 2:2014	Boiler, pressure vessel, and pressure piping code Part 2 Requirements for high-pressure cylinders for on-board storage of fuels for automotive vehicles
<b>Hydrogen pressure tanks</b>	
Global Technical Regulation (GTR) No. 13	Global technical regulation on hydrogen and fuel cell vehicles (ECE/TRANS/180/Add.13).
ISO/TS 15869:2009	Gaseous hydrogen and hydrogen blends - Land vehicle fuel tanks
Regulation (EC) No.79/2009	Regulation (EC) No. 79/2009 of the European Parliament and of the Council of 14 January 2009 on type approval of hydrogen-powered motor vehicles, and amending Directive 2007/46/EC
Regulation (EU) No. 406/2010	Commission Regulation (EU) No 406/2010 of 26 April 2010 implementing Regulation (EC) No 79/2009 of the European Parliament and of the Council on type-approval of hydrogen-powered motor vehicles
UN Regulation No. 134	Uniform provisions concerning the approval of motor vehicles and their components with regard to the safety-related performance of hydrogen-fuelled vehicles (HFCV)

Copyright © United Nations, 2019. All rights reserved

CSA B51 Part 2: 2014	Boiler, pressure vessel, and pressure piping code - Part 2: Requirements for high-pressure cylinders for on-board storage of fuels for automotive vehicles
----------------------	--

Gas tanks designed and constructed in accordance with previous versions of relevant standards or regulations for gas tanks for motor vehicles, which were applicable at the time of the certification of the vehicles for which the gas tanks were designed and constructed may continue to be carried;

- (b) The fuel gas containment systems shall be leakproof and shall not exhibit any signs of external damage which may affect their safety;

**NOTE 1:** *Criteria may be found in standard ISO 11623:2015 Gas cylinders – Composite construction – Periodic inspection and testing (or ISO 19078:2013 Gas cylinders – Inspection of the cylinder installation, and requalification of high pressure cylinders for the on-board storage of natural gas as a fuel for automotive vehicles).*

**NOTE 2:** *If the fuel gas containment systems are not leakproof or are overfilled or if they exhibit damage that could affect their safety (e.g. in case of a safety related recall), they shall only be carried in salvage pressure receptacles in conformity with ADN.*

- (c) If a fuel gas containment system is equipped with two valves or more integrated in line, the two valves shall be closed as to be gastight under normal conditions of carriage. If only one valve exists or only one valve works, all openings with the exception of the opening of the pressure relief device shall be closed as to be gastight under normal conditions of carriage;
- (d) Fuel gas containment systems shall be carried in such a way as to prevent obstruction of the pressure relief device or any damage to the valves and any other pressurised part of the fuel gas containment systems and unintentional release of the gas under normal conditions of carriage. The fuel gas containment system shall be secured in order to prevent slipping, rolling or vertical movement;
- (e) Valves shall be protected by one of the methods described in 4.1.6.8 (a) to (e) of ADR;
- (f) Except for the case of fuel gas containment systems removed for disposal, recycling, repair, inspection or maintenance, they shall be filled with not more than 20% of their nominal filling ratio or nominal working pressure, as applicable;
- (g) Notwithstanding the provisions of Chapter 5.2, when fuel gas containment systems are consigned in a handling device, marks and labels may be affixed to the handling device; and
- (h) Notwithstanding the provisions of 5.4.1.1.1 (f) the information on the total quantity of dangerous goods may be replaced by the following information:
- (i) The number of fuel gas containment systems; and
  - (ii) In the case of liquefied gases the total net mass (kg) of gas of each fuel gas containment system and, in the case of compressed gases, the total water capacity (l) of each fuel gas containment system followed by the nominal working pressure.

Copyright © United Nations, 2019. All rights reserved

Examples for information in the transport document:

Example 1: “UN 1971 natural gas, compressed, 2.1, 1 fuel gas containment system of 50 l in total, 200 bar”.

Example 2: “UN 1965 hydrocarbon gas mixture, liquefied, n.o.s., 2.1, 3 fuel gas containment systems, each of 15 kg net mass of gas”

393-499 (Reserved)

500 (Deleted)

501 For naphthalene, molten, see UN No. 2304.

502 UN No. 2006 plastics, nitrocellulose-based, self-heating, n.o.s., and UN No. 2002 celluloid scrap are substances of Class 4.2.

503 For phosphorus, white, molten, see UN No. 2447.

504 UN No. 1847 potassium sulphide, hydrated with not less than 30% water of crystallization, UN No. 1849 sodium sulphide, hydrated with not less than 30% water of crystallization and UN No. 2949 sodium hydrosulphide, hydrated with not less than 25% water of crystallization are substances of Class 8.

505 UN No. 2004 magnesium diamide is a substance of Class 4.2.

506 Alkaline earth metals and alkaline earth metal alloys in pyrophoric form are substances of Class 4.2.

UN No. 1869 magnesium or magnesium alloys containing more than 50% magnesium as pellets, turnings or ribbons, are substances of Class 4.1.

507 UN No. 3048 aluminium phosphide pesticides, with additives inhibiting the emission of toxic flammable gases are substances of Class 6.1.

508 UN No. 1871 titanium hydride and UN No. 1437 zirconium hydride are substances of Class 4.1. UN No. 2870 aluminium borohydride is a substance of Class 4.2.

509 UN No. 1908 chlorite solution is a substance of Class 8.

510 UN No. 1755 chromic acid solution is a substance of Class 8.

511 UN No. 1625 mercuric nitrate, UN No. 1627 mercurous nitrate and UN No. 2727 thallium nitrate are substances of Class 6.1. Thorium nitrate, solid, uranyl nitrate hexahydrate solution and uranyl nitrate, solid are substances of Class 7.

512 UN No. 1730 antimony pentachloride, liquid, UN No. 1731 antimony pentachloride solution, UN No. 1732 antimony pentafluoride and UN No. 1733 antimony trichloride are substances of Class 8.

513 UN No. 0224 barium azide, dry or wetted with less than 50% water, by mass, is a substance of Class 1. UN No. 1571 barium azide, wetted with not less than 50% water, by mass, is a substance of Class 4.1. UN No. 1854 barium alloys, pyrophoric, are substances of Class 4.2. UN No. 1445 barium chlorate, solid, UN No. 1446 barium nitrate, UN No. 1447 barium perchlorate, solid, UN No. 1448 barium permanganate, UN No. 1449 barium peroxide, UN No. 2719 barium bromate, UN No. 2741 barium hypochlorite with more than 22% available chlorine, UN No. 3405 barium chlorate,

Copyright © United Nations, 2019. All rights reserved

solution and UN No. 3406 barium perchlorate, solution, are substances of Class 5.1. UN No. 1565 barium cyanide and UN No. 1884 barium oxide are substances of Class 6.1.

- 514 UN No. 2464 beryllium nitrate is a substance of Class 5.1.
- 515 UN No. 1581 chloropicrin and methyl bromide mixture and UN No. 1582 chloropicrin and methyl chloride mixture are substances of Class 2.
- 516 UN No. 1912 methyl chloride and methylene chloride mixture is a substance of Class 2.
- 517 UN No. 1690 sodium fluoride, solid, UN No. 1812 potassium fluoride, solid, UN No. 2505 ammonium fluoride, UN No. 2674 sodium fluorosilicate, UN No. 2856 fluorosilicates, n.o.s., UN No. 3415 sodium fluoride, solution and UN No. 3422 potassium fluoride, solution, are substances of Class 6.1.
- 518 UN No. 1463 chromium trioxide, anhydrous (chromic acid, solid) is a substance of Class 5.1.
- 519 UN No. 1048 hydrogen bromide, anhydrous, is a substance of Class 2.
- 520 UN No. 1050 hydrogen chloride, anhydrous, is a substance of Class 2.
- 521 Solid chlorites and hypochlorites are substances of Class 5.1.
- 522 UN No. 1873 perchloric acid aqueous solution with more than 50% but not more than 72% pure acid, by mass are substances of Class 5.1. Perchloric acid solutions containing more than 72% pure acid, by mass, or mixtures of perchloric acid with any liquid other than water, are not to be accepted for carriage.
- 523 UN No. 1382 anhydrous potassium sulphide and UN No. 1385 anhydrous sodium sulphide and their hydrates with less than 30% water of crystallization, and UN No. 2318 sodium hydrosulphide with less than 25% water of crystallization are substances of Class 4.2.
- 524 UN No. 2858 finished zirconium products of a thickness of 18 µm or more are substances of Class 4.1.
- 525 Solutions of inorganic cyanides with a total cyanide ion content of more than 30% shall be classified in packing group I, solutions with a total cyanide ion content of more than 3% and not more than 30% in packing group II and solutions with a cyanide ion content of more than 0.3% and not more than 3% in packing group III.
- 526 UN No. 2000 celluloid is assigned to Class 4.1.
- 527 *(Reserved)*
- 528 UN No. 1353 fibres or fabrics impregnated with weakly nitrated cellulose, non-self heating are substances of Class 4.1.
- 529 UN No. 0135 mercury fulminate, wetted with not less than 20% water, or mixture of alcohol and water, by mass, is a substance of Class 1. Mercurous chloride (calomel) is a substance of Class 6.1 (UN No. 2025).
- 530 UN No. 3293 hydrazine, aqueous solution with not more than 37% hydrazine, by mass, is a substance of Class 6.1.

Copyright © United Nations, 2019. All rights reserved

- 531 Mixtures having a flash-point below 23 °C and containing more than 55% nitrocellulose, whatever its nitrogen content or containing not more than 55% nitrocellulose with a nitrogen content above 12.6% (by dry mass), are substances of Class 1 (see UN Nos. 0340 or 0342) or of Class 4.1 (UN Nos. 2555, 2556 or 2557).
- 532 UN No. 2672 ammonia solution containing not less than 10% but not more than 35% ammonia is a substance of Class 8.
- 533 UN No. 1198 formaldehyde solutions, flammable are substances of Class 3. Formaldehyde solutions, non-flammable, with less than 25% formaldehyde are not subject to the requirements of ADN.
- 534 While in some climatic conditions, petrol (gasoline) may have a vapour pressure at 50 °C of more than 110 kPa (1.10 bar) but not more than 150 kPa (1.50 bar) it is to continue to be considered as a substance having a vapour pressure at 50 °C of not more than 110 kPa (1.10 bar).
- 535 UN No. 1469 lead nitrate, UN No. 1470 lead perchlorate, solid and UN No. 3408 lead perchlorate, solution are substances of Class 5.1.
- 536 For naphthalene, solid, see UN No. 1334.
- 537 UN No. 2869 titanium trichloride mixture, not pyrophoric, is a substance of Class 8.
- 538 For sulphur (in the solid state), see UN No. 1350.
- 539 Solutions of isocyanates having a flash-point of not less than 23 °C are substances of Class 6.1.
- 540 UN No. 1326 hafnium powder, wetted, UN No. 1352 titanium powder, wetted or UN No. 1358 zirconium powder, wetted, with not less than 25% water, are substances of Class 4.1.
- 541 Nitrocellulose mixtures with a water content, alcohol content or plasticizer content lower than the stated limits are substances of Class 1.
- 542 Talc containing tremolite and/or actinolite is covered by this entry.
- 543 UN No. 1005 ammonia, anhydrous, UN No. 3318 ammonia solution with more than 50% ammonia and UN No. 2073 ammonia solution, with more than 35% but not more than 50% ammonia, are substances of Class 2. Ammonia solutions with not more than 10% ammonia are not subject to the requirements of ADN.
- 544 UN No. 1032 dimethylamine, anhydrous, UN No. 1036 ethylamine, UN No. 1061 methylamine, anhydrous and UN No. 1083 trimethylamine, anhydrous, are substances of Class 2.
- 545 UN No. 0401 dipicryl sulphide, wetted with less than 10% water by mass is a substance of Class 1.
- 546 UN No. 2009 zirconium, dry, finished sheets, strip or coiled wire, in thicknesses of less than 18 µm, is a substance of Class 4.2. Zirconium, dry, finished sheets, strip or coiled wire, in thicknesses of 254 µm or more, is not subject to the requirements of ADN.
- 547 UN No. 2210 maneb or UN No. 2210 maneb preparations in self-heating form are substances of Class 4.2.



Copyright © United Nations, 2019. All rights reserved

- 548 Chlorosilanes which, in contact with water, emit flammable gases, are substances of Class 4.3.
- 549 Chlorosilanes having a flash-point of less than 23 °C and which, in contact with water, do not emit flammable gases are substances of Class 3. Chlorosilanes having a flash-point equal to or greater than 23 °C and which, in contact with water, do not emit flammable gases are substances of Class 8.
- 550 UN No. 1333 cerium in slabs, rods or ingots is a substance of Class 4.1.
- 551 Solutions of these isocyanates having a flash-point below 23 °C are substances of Class 3.
- 552 Metals and metal alloys in powdered or other flammable form, liable to spontaneous combustion, are substances of Class 4.2. Metals and metal alloys in powdered or other flammable form which, in contact with water, emit flammable gases are substances of Class 4.3.
- 553 This mixture of hydrogen peroxide and peroxyacetic acid shall, in laboratory testing (see *Manual of Tests and Criteria*, Part II, section 20), neither detonate in the cavitated state nor deflagrate at all and shall show no effect when heated under confinement nor any explosive power. The formulation shall be thermally stable (self-accelerating decomposition temperature 60 °C or higher for a 50 kg package), and a liquid compatible with peroxyacetic acid shall be used for desensitization. Formulations not meeting these criteria are to be regarded as substances of Class 5.2 (see *Manual of Tests and Criteria*, Part II, paragraph 20.4.3 (g)).
- 554 Metal hydrides which, in contact with water, emit flammable gases are substances of Class 4.3. UN No. 2870 aluminium borohydride or UN No. 2870 aluminium borohydride in devices is a substance of Class 4.2.
- 555 Dust and powder of metals in non-spontaneously combustible form, non-toxic which nevertheless, in contact with water, emit flammable gases, are substances of Class 4.3.
- 556 Organometallic compounds and their solutions which ignite spontaneously are substances of Class 4.2. Flammable solutions with organometallic compounds in concentrations which, in contact with water, neither emit flammable gases in dangerous quantities nor ignite spontaneously are substances of Class 3.
- 557 Dust and powder of metals in pyrophoric form are substances of Class 4.2.
- 558 Metals and metal alloys in pyrophoric form are substances of Class 4.2. Metals and metal alloys which, in contact with water, do not emit flammable gases and are not pyrophoric or self-heating, but which are easily ignited, are substances of Class 4.1.
- 559 (*Deleted*)
- 560 An elevated temperature liquid, n.o.s. at or above 100 °C (including molten metals and molten salts) or, for a substance having a flash-point, at a temperature below its flash-point, is a substance of Class 9 (UN No. 3257).
- 561 Chloroformates having predominantly corrosive properties are substances of Class 8.
- 562 Spontaneously combustible organometallic compounds are substances of Class 4.2. Water-reactive organometallic compounds, flammable, are substances of Class 4.3.
- 563 UN No. 1905 selenic acid is a substance of Class 8.



Copyright © United Nations, 2019. All rights reserved

- 564 UN No. 2443 vanadium oxytrichloride, UN No. 2444 vanadium tetrachloride and UN No. 2475 vanadium trichloride are substances of Class 8.
- 565 Unspecified wastes resulting from medical/veterinary treatment of humans/animals or from biological research, and which are unlikely to contain substances of Class 6.2 shall be assigned to this entry. Decontaminated clinical wastes or wastes resulting from biological research which previously contained infectious substances are not subject to the requirements of Class 6.2.
- 566 UN No. 2030 hydrazine aqueous solution, with more than 37% hydrazine, by mass, is a substance of Class 8.
- 567 *(Deleted)*
- 568 Barium azide with a water content lower than the stated limit is a substance of Class 1, UN No. 0224.
- 569-579 *(Reserved)*
- 580 *(Deleted)*
- 581 This entry covers mixtures of propadiene with 1 to 4% methylacetylene as well as the following mixtures:

Mixture	Content, % by volume			Permitted technical name for purposes of 5.4.1.1
	Methylacetylene and propadiene, not more than	Propane and propylene, not more than	C <sub>4</sub> -saturated hydrocarbons, not less than	
P1	63	24	14	"Mixture P1"
P2	48	50	5	"Mixture P2"

- 582 This entry covers, *inter alia*, mixtures of gases indicated by the letter R ..., with the following properties:

Mixture	Maximum vapour pressure at 70 °C (MPa)	Minimum density at 50 °C (kg/l)	Permitted technical name for purposes of 5.4.1.1
F1	1.3	1.30	"Mixture F1"
F2	1.9	1.21	"Mixture F2"
F3	3.0	1.09	"Mixture F3"

**NOTE 1:** Trichlorofluoromethane (refrigerant R 11), 1,1,2-trichloro-1,2,2-trifluoroethane (refrigerant R 113), 1,1,1-trichloro-2,2,2-trifluoroethane (refrigerant R 113a), 1-chloro-1,2,2-trifluoroethane (refrigerant R 133) and 1-chloro-1,1,2-trifluoroethane (refrigerant R 133 b) are not substances of Class 2. They may, however, enter into the composition of mixtures F 1 to F 3.

**NOTE 2:** The reference densities correspond to the densities of dichlorofluoromethane (1.30 kg/l), dichlorodifluoromethane (1.21 kg/l) and chlorodifluoromethane (1.09 kg/l).

- 583 This entry covers, *inter alia*, mixtures of gases, with the following properties:

Mixture	Maximum vapour pressure at 70 °C (MPa)	Minimum density at 50 °C (kg/l)	Permitted technical name <sup>a</sup> for purposes of 5.4.1.1
A	1.1	0.525	"Mixture A" or "Butane"
A01	1.6	0.516	"Mixture A01" or "Butane"
A02	1.6	0.505	"Mixture A02" or "Butane"
A0	1.6	0.495	"Mixture A0" or "Butane"

Copyright © United Nations, 2019. All rights reserved

Mixture	Maximum vapour pressure at 70 °C (MPa)	Minimum density at 50 °C (kg/l)	Permitted technical name <sup>a</sup> for purposes of 5.4.1.1
A1	2.1	0.485	"Mixture A1"
B1	2.6	0.474	"Mixture B1"
B2	2.6	0.463	"Mixture B2"
B	2.6	0.450	"Mixture B"
C	3.1	0.440	"Mixture C" or "Propane"

<sup>a</sup> For carriage in tanks, the trade names "Butane" or "Propane" may be used only as a complement.

584 This gas is not subject to the requirements of ADN when:

- it contains not more than 0.5% air in the gaseous state;
- it is contained in metal capsules (sodors, sparklets) free from defects which may impair their strength;
- the leakproofness of the closure of the capsule is ensured;
- a capsule contains not more than 25 g of this gas;
- a capsule contains not more than 0.75 g of this gas per cm<sup>3</sup> of capacity.

585 *(Deleted)*.

586 Hafnium, titanium and zirconium powders shall contain a visible excess of water. Hafnium, titanium and zirconium powders, wetted, mechanically produced, of a particle size of 53 µm and over, or chemically produced, of a particle size of 840 µm and over, are not subject to the requirements of ADN.

587 Barium stearate and barium titanate are not subject to the requirements of ADN.

588 Solid hydrated forms of aluminium bromide and aluminium chloride are not subject to the requirements of ADN.

589 *(Deleted)*

590 Ferric chloride hexahydrate is not subject to the requirements of ADN.

591 Lead sulphate with not more than 3% free acid is not subject to the requirements of ADN.

592 Uncleaned empty packagings (including empty IBCs and large packagings), empty tank-vehicles, empty tank wagons, empty demountable tanks, empty portable tanks, empty tank-containers and empty small containers which have contained this substance are not subject to the requirements of ADN.

593 This gas, intended for the cooling of e.g. medical or biological specimens, if contained in double wall receptacles which comply with the provisions of packing instruction P203, paragraph (6) for open cryogenic receptacles of 4.1.4.1 of ADR is not subject to the requirements of ADN except as specified in 5.5.3.

594 The following articles, manufactured and filled according to the provisions applied in the country of manufacture, are not subject to the requirements of ADN:

- (a) UN No. 1044 fire extinguishers provided with protection against inadvertent discharge, when:

Copyright © United Nations, 2019. All rights reserved

- they are packaged in a strong outer packaging; or
  - they are large fire extinguishers which meet the requirements of special packing provision PP91 of packing instruction P003 in 4.1.4.1 of ADR;
- (b) UN No. 3164 articles, pressurized pneumatic or hydraulic, designed to withstand stresses greater than the internal gas pressure by virtue of transmission of force, intrinsic strength or construction, when they are packaged in a strong outer packaging.

**NOTE:** "Provisions applied in the country of manufacture" means the provisions applicable in the country of manufacture or those applicable in the country of use.

596 Cadmium pigments, such as cadmium sulphides, cadmium sulposelenides and cadmium salts of higher fatty acids (e.g. cadmium stearate), are not subject to the requirements of ADN.

597 Acetic acid solutions with not more than 10% pure acid by mass are not subject to the requirements of ADN.

598 The following are not subject to the requirements of ADN:

(a) New storage batteries when:

- they are secured in such a way that they cannot slip, fall or be damaged;
- they are provided with carrying devices, unless they are suitably stacked, e.g. on pallets;
- there are no dangerous traces of alkalis or acids on the outside;
- they are protected against short circuits;

(b) Used storage batteries when:

- their cases are undamaged;
- they are secured in such a way that they cannot leak, slip, fall or be damaged, e.g. by stacking on pallets;
- there are no dangerous traces of alkalis or acids on the outside of the articles;
- they are protected against short circuits.

"Used storage batteries" means storage batteries carried for recycling at the end of their normal service life.

599 (Deleted)

600 Vanadium pentoxide, fused and solidified, is not subject to the requirements of ADN.

601 Pharmaceutical products (medicines) ready for use, which are substances manufactured and packaged for retail sale or distribution for personal or household consumption are not subject to the requirements of ADN.

602 Phosphorus sulphides which are not free from yellow and white phosphorus are not to be accepted for carriage.

Copyright © United Nations, 2019. All rights reserved

603 Anhydrous hydrogen cyanide not meeting the description for UN No. 1051 or UN No. 1614 is not to be accepted for carriage. Hydrogen cyanide (hydrocyanic acid) containing less than 3% water is stable, if the pH-value is  $2.5 \pm 0.5$  and the liquid is clear and colourless.

604-606 *(Deleted)*

607 Mixtures of potassium nitrate and sodium nitrite with an ammonium salt are not to be accepted for carriage.

608 *(Deleted)*

609 Tetranitromethane not free from combustible impurities is not to be accepted for carriage.

610 The carriage of this substance, when it contains more than 45% hydrogen cyanide is prohibited.

611 Ammonium nitrate containing more than 0.2% combustible substances (including any organic substance calculated as carbon) is not to be accepted for carriage unless it is a constituent of a substance or article of Class 1.

612 *(Reserved)*

613 Chloric acid solution containing more than 10% chloric acid and mixtures of chloric acid with any liquid other than water is not to be accepted for carriage.

614 2,3,7,8-tetrachlorodibenzo-p-dioxin (TCDD) in concentrations considered highly toxic according to the criteria in 2.2.61.1 is not to be accepted for carriage.

615 *(Reserved)*

616 Substances containing more than 40% liquid nitric esters shall satisfy the exudation test specified in 2.3.1.

617 In addition to the type of explosive, the commercial name of the particular explosive shall be marked on the package.

618 In receptacles containing 1,2-butadiene, the oxygen concentration in the gaseous phase shall not exceed 50 ml/m<sup>3</sup>.

619-622 *(Reserved)*

623 UN No. 1829 sulphur trioxide shall be inhibited. Sulphur trioxide, 99.95% pure or above, may be carried without inhibitor in tanks provided that its temperature is maintained at or above 32.5 °C. For the carriage of this substance without inhibitor in tanks at a minimum temperature of 32.5 °C, the specification "**Transport under minimum temperature of the product of 32.5 °C**" shall appear in the transport document.

625 Packages containing these articles shall be clearly marked as follows:

**"UN 1950 AEROSOLS"**

626-631 *(Reserved)*

632 Considered to be spontaneously flammable (pyrophoric).

Copyright © United Nations, 2019. All rights reserved

- 633 Packages and small containers containing this substance shall bear the following mark: **"Keep away from any source of ignition"**. This mark shall be in an official language of the forwarding country, and also, if that language is not English, French or German, in English, French or German, unless any agreements concluded between the countries concerned in the transport operation provide otherwise.
- 635 Packages containing these articles need not bear a label conforming to model No. 9 unless the article is fully enclosed by packaging, crates or other means that prevent the ready identification of the article.
- 636 Up to the intermediate processing facility, lithium cells and batteries with a gross mass of not more than 500 g each, lithium ion cells with a Watt-hour rating of not more than 20 Wh, lithium ion batteries with a Watt-hour rating of not more than 100 Wh, lithium metal cells with a lithium content of not more than 1 g and lithium metal batteries with an aggregate lithium content of not more than 2 g, not contained in equipment, collected and handed over for carriage for sorting, disposal or recycling, together with or without other non-lithium cells or batteries, are not subject to the other provisions of ADN including special provision 376 and 2.2.9.1.7, if the following conditions are met:
- (a) The cells and batteries are packed according to packing instruction P909 of 4.1.4.1 of ADR except for the additional requirements 1 and 2;
  - (b) A quality assurance system is in place to ensure that the total amount of lithium cells and batteries per transport unit does not exceed 333 kg;
- NOTE:** The total quantity of lithium cells and batteries in the mix may be assessed by means of a statistical method included in the quality assurance system. A copy of the quality assurance records shall be made available to the competent authority upon request.*
- (c) Packages are marked "LITHIUM BATTERIES FOR DISPOSAL" or "LITHIUM BATTERIES FOR RECYCLING" as appropriate.
- 637 Genetically modified microorganisms and genetically modified organisms are those which are not dangerous for humans and animals, but which could alter animals, plants, microbiological substances and ecosystems in such a way as cannot occur naturally. Genetically modified microorganisms and genetically modified organisms are not subject to the requirements of ADN when authorized for use by the competent authorities of the countries of origin, transit and destination<sup>3</sup>.
- Live vertebrate or invertebrate animals shall not be used to carry these substances classified under this UN number unless the substance can be carried in no other way.
- For the carriage of easily perishable substances under this UN number appropriate information shall be given, e.g.: **"Cool at +2 °/+4 °C"** or **"Carry in frozen state"** or **"Do not freeze"**.
- 638 Substances related to self-reactive substances (see 2.2.41.1.19).
- 639 See 2.2.2.3, classification code 2F, UN No. 1965, Note 2.

<sup>3</sup> See in particular Part C of Directive 2001/18/EC of the European Parliament and of the Council on the deliberate release into the environment of genetically modified organisms and repealing Council Directive 90/220/EEC (Official Journal of the European Communities, No. L 106, of 17 April 2001, pp. 8-14), which sets out the authorization procedures for the European Community.

Copyright © United Nations, 2019. All rights reserved

- 640 The physical and technical characteristics mentioned in column (2) of Table A of Chapter 3.2 determine different tank codes for the carriage of substances of the same packing group in tanks conforming to Chapter 6.8 of RID or ADR.

In order to identify these physical and technical characteristics of the product carried in the tank, the following shall be added to the particulars required in the transport document only in case of carriage in tanks conforming to Chapter 6.8 of ADR or RID:

"Special provision 640X" where "X" is the applicable capital letter appearing after the reference to special provision 640 in column (6) of Table A of Chapter 3.2.

These particulars may, however, be dispensed with in the case of carriage in the type of tank which, for substances of a specific packing group of a specific UN number, meets at least the most stringent requirements.

- 643 Stone or aggregate asphalt mixture is not subject to the requirements for Class 9.

- 644 This substance is admitted for carriage provided that:

- The pH is between 5 and 7 measured in an aqueous solution of 10% of the substance carried;
- The solution does not contain more than 0.2% combustible material or chlorine compounds in quantities such that the chlorine level exceeds 0.02%.

- 645 The classification code as mentioned in Column (3b) of Table A of Chapter 3.2 shall be used only with the approval of the competent authority of a Contracting Party to ADN prior to carriage. The approval shall be given in writing as a classification approval certificate (see 5.4.1.2.1 (g)) and shall be provided with a unique reference. When assignment to a division is made in accordance with the procedure in 2.2.1.1.7.2, the competent authority may require the default classification to be verified on the basis of test data derived from Test Series 6 of the *Manual of Tests and Criteria*, Part I, Section 16.

- 646 Carbon made by steam activation process is not subject to the requirements of ADN.

- 647 Except for carriage in tank vessels, the carriage of vinegar and acetic acid with not more than 25 % pure acid by mass is subject only to the following requirements:

- (a) Packagings, including IBCs and large packagings, and tanks shall be manufactured from stainless steel or plastic material which is permanently resistant to corrosion of vinegar/acetic acid food grade;
- (b) Packagings, including IBCs and large packagings, and tanks shall be subjected to a visual inspection by the owner at least once a year. The results of the inspections shall be recorded and the records kept for at least one year. Damaged packagings, including IBCs and large packagings, and tanks shall not be filled;
- (c) Packagings, including IBCs and large packagings, and tanks shall be filled in a way that no product is spilled or adheres to the outer surface;
- (d) Seals and closures shall be resistant to vinegar/acetic acid food grade. Packagings, including IBCs and large packagings, and tanks shall be hermetically sealed by the person in charge of packaging and/or filling so that under normal conditions of carriage there will be no leakage;

Copyright © United Nations, 2019. All rights reserved

- (e) Combination packagings with inner packaging made of glass or plastic (see packing instruction P001 in 4.1.4.1 of ADR) which fulfil the general packing requirements of 4.1.1.1, 4.1.1.2, 4.1.1.4, 4.1.1.5, 4.1.1.6, 4.1.1.7 and 4.1.1.8 of ADR may be used;

The other provisions of ADN do not apply except those relating to carriage in tank vessels.

- 648 Articles impregnated with this pesticide, such as fibreboard plates, paper strips, cotton-wool balls, sheets of plastics material, in hermetically closed wrappings, are not subject to the provisions of ADN.

649 *(Deleted)*

- 650 Waste consisting of packaging residues, solidified residues and liquid residues of paint may be carried under the conditions of packing group II. In addition to the provisions of UN No. 1263, packing group II, the waste may also be packed and carried as follows:

- (a) The waste may be packed in accordance with packing instruction P002 of 4.1.4.1 of ADR or to packing instruction IBC006 of 4.1.4.2 of ADR;
- (b) The waste may be packed in flexible IBCs of types 13H3, 13H4 and 13H5 in overpacks with complete walls;
- (c) Testing of packagings and IBCs indicated under (a) or (b) may be carried out in accordance with the requirements of Chapters 6.1 or 6.5 of ADR, as appropriate, in relation to solids, at the packing group II performance level.

The tests shall be carried out on packagings and IBCs, filled with a representative sample of the waste, as prepared for carriage;

- (d) Carriage in bulk in sheeted wagons, movable roof wagons/sheeted vehicles, closed containers or sheeted large containers, all with complete walls is allowed. The wagons, containers or body of vehicles shall be leakproof or rendered leakproof, for example by means of a suitable and sufficiently stout inner lining;
- (e) If the waste is carried under the conditions of this special provision, the goods shall be declared in accordance with 5.4.1.1.3 in the transport document, as follows: "UN 1263 WASTE PAINT, 3, II", or "UN 1263 WASTE PAINT, 3, PG II".

- 651 Special provision V2 (1) of ADR is only applicable for a net explosive content of more than 3,000 kg (4,000 kg with trailer).

652 *(Reserved)*

- 653 The carriage of this gas in cylinders having a test pressure capacity product of maximum 15.2 MPa.litre (152 bar.litre) is not subject to the other provisions of ADN if the following conditions are met:

- The provisions for construction and testing of cylinders are observed;
- The cylinders are contained in outer packagings which at least meet the requirements of Part 4 for combination packagings. The general provisions of packing of 4.1.1.1, 4.1.1.2 and 4.1.1.5 to 4.1.1.7 of ADR shall be observed;
- The cylinders are not packed together with other dangerous goods;

Copyright © United Nations, 2019. All rights reserved

- The total gross mass of a package does not exceed 30 kg; and
- Each package is clearly and durably marked with "UN 1006" for argon compressed, "UN 1013" for carbon dioxide, "UN 1046" for helium compressed or "UN 1066" for nitrogen compressed. This mark is displayed within a diamond-shaped area surrounded by a line that measures at least 100 mm by 100 mm.

654 Waste lighters collected separately and consigned in accordance with 5.4.1.1.3 may be carried under this entry for the purposes of disposal. They need not be protected against inadvertent discharge provided that measures are taken to prevent the dangerous build up of pressure and dangerous atmospheres.

Waste lighters, other than those leaking or severely deformed, shall be packed in accordance with packing instruction P003 of ADR. In addition the following provisions shall apply:

- only rigid packagings of a maximum capacity of 60 litres shall be used;
- the packagings shall be filled with water or any other appropriate protection material to avoid any ignition;
- under normal conditions of carriage all ignition devices of the lighters shall fully be covered by the protection material;
- the packagings shall be adequately vented to prevent the creation of flammable atmosphere and the build up of pressure;
- the packages shall only be carried in ventilated or open wagons/vehicles or containers.

Leaking or severely deformed lighters shall be carried in salvage packagings, provided appropriate measures are taken to ensure there is no dangerous build up of pressure.

**NOTE:** *Special provision 201 and special packing provisions PP84 and RR5 of packing instruction P002 in 4.1.4.1 of ADR do not apply to waste lighters.*

655 Cylinders and their closures designed, constructed, approved and marked in accordance with Directive 97/23/EC<sup>4</sup> or Directive 2014/68/EU<sup>5</sup> and used for breathing apparatus may be carried without conforming to Chapter 6.2 of ADR, provided that they are subject to inspections and tests specified in 6.2.1.6.1 of ADR and the interval between tests specified in packing instruction P200 in 4.1.4.1 of ADR is not exceeded. The pressure used for the hydraulic pressure test is the pressure marked on the cylinder in accordance with Directive 97/23/EC<sup>4</sup> or Directive 2014/68/EU<sup>5</sup>.

656 (Deleted)

<sup>4</sup> Directive 97/23/EC of the European Parliament and of the Council of 29 May 1997 on the approximation of the laws of the Member States concerning pressure equipment (PED) (Official Journal of the European Communities No. L 181 of 9 July 1997, p. 1 - 55).

<sup>5</sup> Directive 2014/68/EU of the European Parliament and of the Council of 15 May 2014 on the harmonisation of the laws of the Member States relating to the making available on the market of pressure equipment (PED) (Official Journal of the European Union No. L 189 of 27 June 2014, p. 164 - 259).

<sup>4</sup> Directive 97/23/EC of the European Parliament and of the Council of 29 May 1997 on the approximation of the laws of the Member States concerning pressure equipment (PED) (Official Journal of the European Communities No. L 181 of 9 July 1997, p. 1 - 55).

<sup>5</sup> Directive 2014/68/EU of the European Parliament and of the Council of 15 May 2014 on the harmonisation of the laws of the Member States relating to the making available on the market of pressure equipment (PED) (Official Journal of the European Union No. L 189 of 27 June 2014, p. 164 - 259).



Copyright © United Nations, 2019. All rights reserved

- 657 This entry shall be used for the technically pure substance only; for mixtures of LPG components, see UN 1965 or see UN 1075 in conjunction with NOTE 2 in 2.2.2.3.
- 658 UN No. 1057 LIGHTERS complying with standard EN ISO 9994:2006 + A1:2008 "Lighters – Safety Specification" and UN No. 1057 LIGHTER REFILLS, may be carried subject only to the provisions of 3.4.1 (a) to (f), 3.4.2 (except for the total gross mass of 30 kg), 3.4.3 (except for the total gross mass of 20 kg), 3.4.11 and 3.4.12, provided the following conditions are met:
- (a) The total gross mass of each package is not more than 10 kg;
  - (b) Not more than 100 kg gross mass of such packages is carried in a wagon or vehicle or large container; and
  - (c) Each outer packaging is clearly and durably marked with "UN 1057 LIGHTERS" or "UN 1057 LIGHTER REFILLS", as appropriate.
- 659 Substances to which PP86 or TP7 are assigned in Column (9a) and Column (11) of Table A in Chapter 3.2 of ADR and therefore require air to be eliminated from the vapour space, shall not be used for carriage under this UN number but shall be carried under their respective UN numbers as listed in Table A of Chapter 3.2.

**NOTE:** See also 2.2.2.1.7.

- 660 For the carriage of fuel gas containment systems designed and approved to be fitted in motor vehicles containing this gas the provisions of 4.1.4.1 and Chapter 6.2 of ADR need not be applied when carried for disposal, recycling, repair, inspection, maintenance or from where they are manufactured to a vehicle assembly plant, provided the conditions described in special provision 392 are met. This also applies for mixtures of gases subject to special provision 392 and gases of group A subject to this special provision.
- 661 *(Deleted).*
- 662 Cylinders not conforming to the provisions of Chapter 6.2 which are used exclusively on board a ship or aircraft, may be carried for the purpose of filling or inspection and subsequent return, provided the cylinders are designed and constructed in accordance with a standard recognized by the competent authority of the country of approval and all the other relevant requirements of ADN and other conditions are met including:
- (a) The cylinders shall be carried with valve protection in conformity with 4.1.6.8;
  - (b) The cylinders shall be marked and labelled in conformity with 5.2.1 and 5.2.2; and
  - (c) All the relevant filling requirements of packing instruction P200 of 4.1.4.1 of ADR are complied with.

The transport document shall include the following statement: "Carriage in accordance with Special Provision 662".

- 663 This entry may only be used for packagings, large packagings or IBCs, or parts thereof, which have contained dangerous goods which are carried for disposal, recycling or recovery of their material, other than reconditioning, repair, routine maintenance, remanufacturing or reuse, and which have been emptied to the extent that only residues of dangerous goods adhering to the packaging parts are present when they are handed over for carriage.

Copyright © United Nations, 2019. All rights reserved

**Scope:**

Residues present in the packagings, discarded, empty, uncleaned shall only be of dangerous goods of classes 3, 4.1, 5.1, 6.1, 8 or 9. In addition, they shall not be:

- Substances assigned to packing group I or that have “0” assigned in Column (7a) of Table A of Chapter 3.2; nor
- Substances classified as desensitized explosive substances of Class 3 or Class 4.1; nor
- Substances classified as self-reactive substances of Class 4.1; nor
- Radioactive material; nor
- Asbestos (UN 2212 and UN 2590), polychlorinated biphenyls (UN 2315 and UN 3432) and polyhalogenated biphenyls, halogenated monomethyldiphenylmethanes or polyhalogenated terphenyls (UN 3151 and UN 3152).

**General provisions:**

Packagings, discarded, empty, uncleaned with residues presenting a hazard or a subsidiary hazard of Class 5.1 shall not be packed together with other packagings, discarded, empty, uncleaned, or loaded together with other packagings, discarded, empty, uncleaned in the same container, wagon, vehicle or bulk container.

Documented sorting procedures shall be implemented on the loading site to ensure compliance with the provisions applicable to this entry.

**NOTE:** *All the other provisions of ADN apply.*

664 (Reserved)

665 Except in the case of carriage in bulk, unground hard coal, coke and anthracite, meeting the classification criteria of Class 4.2, packing group III, are not subject to the requirements of ADN.

666 Vehicles and battery powered equipment, referred to by special provision 388, when carried as a load, as well as any dangerous goods they contain that are necessary for their operation or the operation of their equipment, are not subject to any other provisions of ADN, provided the following conditions are met:

- (a) For liquid fuels, any valves between the engine or equipment and the fuel tank shall be closed during carriage unless it is essential for the equipment to remain operational. Where appropriate, the vehicles shall be loaded upright and secured against falling;
- (b) For gaseous fuels, the valves between the gas tank and engine shall be closed and the electric contact open unless it is essential for the equipment to remain operational;
- (c) Metal hydride storage systems shall be approved by the competent authority of the country of manufacture. If the country of manufacture is not a contracting party to ADN the approval shall be recognized by the competent authority of a contracting party to ADN;

Copyright © United Nations, 2019. All rights reserved

- (d) The provisions of (a) and (b) do not apply to vehicles which are empty of liquid or gaseous fuels,

***NOTE 1:** A vehicle is considered to be empty of liquid fuel when the liquid fuel tank has been drained and the vehicle cannot be operated due to a lack of fuel. Vehicle components such as fuel lines, fuel filters and injectors do not need to be cleaned, drained or purged to be considered empty of liquid fuels. In addition, the liquid fuel tank does not need to be cleaned or purged.*

***NOTE 2:** A vehicle is considered to be empty of gaseous fuels when the gaseous fuel tanks are empty of liquid (for liquefied gases), the pressure in the tanks does not exceed 2 bar and the fuel shut-off or isolation valve is closed and secured.*

- 667 (a) The provisions of 2.2.9.1.7 (a) do not apply when pre-production prototype lithium cells or batteries or lithium cells or batteries of a small production run, consisting of not more than 100 cells or batteries, are installed in the vehicle, engine, machinery or article;
- (b) The provisions of 2.2.9.1.7 do not apply to lithium cells or batteries installed in damaged or defective vehicles, engine, machinery or article. In such cases the following conditions shall be met:
- (i) If the damage or defect has no significant impact on the safety of the cell or battery, damaged and defective vehicles, engines, machinery or article, may be carried under the conditions defined in special provisions 363 or 666, as appropriate;
- (ii) If the damage or defect has a significant impact on the safety of the cell or battery, the lithium cell or battery shall be removed and carried according to special provision 376.

However if it is not possible to safely remove the cell or battery or it is not possible to verify the status of the cell or battery, the vehicle, engine, machinery or article may be towed or carried as specified in (i).

- (c) The procedures described in (b) also apply to damaged lithium cells or batteries in vehicles, engines, machinery or articles.
- 668 Elevated temperature substances for the purpose of applying road markings are not subject to the requirements of ADN, provided that the following conditions are met:
- (a) They do not fulfil the criteria of any class other than Class 9;
- (b) The temperature of the outer surface of the boiler does not exceed 70 °C;
- (c) The boiler is closed in such a way that any loss of product is prevented during carriage;
- (d) The maximum capacity of the boiler is limited to 3 000 l.
- 669 A trailer fitted with equipment powered by a liquid or gaseous fuel or an electric energy storage and production system, that is intended for use during carriage operated by this trailer as a part of a transport unit, shall be assigned to UN Nos. 3166 or 3171 and be subject to the same conditions as specified for these UN Nos., when carried as a load on a vessel, provided that the total capacity of the tanks containing liquid fuel does not exceed 500 litres.

Copyright © United Nations, 2019. All rights reserved

670 (a) Lithium cells and batteries installed in equipment from private households collected and handed over for carriage for depollution, dismantling, recycling or disposal are not subject to the other provisions of ADN including special provision 376 and 2.2.9.1.7 when:

- (i) They are not the main power source for the operation of the equipment in which they are contained;
- (ii) The equipment in which they are contained does not contain any other lithium cell or battery used as the main power source; and
- (iii) They are afforded protection by the equipment in which they are contained.

Examples for cells and batteries covered by this paragraph are button cells used for data integrity in household appliances (e.g. refrigerators, washing machines, dishwashers) or in other electrical or electronic equipment;

(b) Up to the intermediate processing facility lithium cells and batteries contained in equipment from private households not meeting the requirements of (a) collected and handed over for carriage for depollution, dismantling, recycling or disposal are not subject to the other provisions of ADN including special provision 376 and 2.2.9.1.7, if the following conditions are met:

- (i) The equipment is packed in accordance with packing instruction P909 of 4.1.4.1 of ADR except for the additional requirements 1 and 2; or it is packed in strong outer packagings, e.g. specially designed collection receptacles, which meet the following requirements:
  - The packagings shall be constructed of suitable material and be of adequate strength and design in relation to the packaging capacity and its intended use. The packagings need not meet the requirements of 4.1.1.3 of ADR;
  - Appropriate measures shall be taken to minimize the damage of the equipment when filling and handling the packaging, e.g. use of rubber mats; and
  - The packagings shall be constructed and closed so as to prevent any loss of contents during carriage, e.g. by lids, strong inner liners, covers for transport. Openings designed for filling are acceptable if they are constructed so as to prevent loss of content;
- (ii) A quality assurance system is in place to ensure that the total amount of lithium cells and batteries per transport unit does not exceed 333 kg;

**NOTE:** *The total quantity of lithium cells and batteries in the equipment from private households may be assessed by means of a statistical method included in the quality assurance system. A copy of the quality assurance records shall be made available to the competent authority upon request.*

(iii) Packages are marked "LITHIUM BATTERIES FOR DISPOSAL" or "LITHIUM BATTERIES FOR RECYCLING" as appropriate.

If equipment containing lithium cells or batteries is carried unpackaged or on pallets in accordance with packing instruction P909 (3) of 4.1.4.1 of ADR, this mark may alternatively be affixed to the external surface of the vehicles, wagons or containers).

Copyright © United Nations, 2019. All rights reserved

**NOTE:** “Equipment from private households” means equipment which comes from private households and equipment which comes from commercial, industrial, institutional and other sources which, because of its nature and quantity, is similar to that from private households. Equipment likely to be used by both private households and users other than private households shall in any event be considered to be equipment from private households.

671 For the purposes of the exemption related to quantities carried on board vessels (see 1.1.3.6), the transport category shall be determined in relation to the packing group (see paragraph 3 of special provision 251):

- Transport category 3 for kits assigned to packing group III;
- Transport category 2 for kits assigned to packing group II;
- Transport category 1 for kits assigned to packing group I.

672 Machinery and apparatus carried under this entry and in conformity with special provision 301 are not subject to any other provision of ADN provided they are either:

- packed in a strong outer packaging constructed of suitable material, and of adequate strength and design in relation to the packaging’s capacity and its intended use, and meeting the applicable requirements of 4.1.1.1 of ADR; or
- carried without outer packaging if the machinery or apparatus is constructed and designed so that the receptacles containing the dangerous goods are afforded adequate protection.

673 (Reserved)

674 This special provision applies to periodic inspection and test of over-moulded cylinders as defined in 1.2.1.

Over-moulded cylinders subject to 6.2.3.5.3.1 of ADR shall be subject to periodic inspection and test in accordance with 6.2.1.6.1 of ADR, adapted by the following alternative method:

- Substitute test required in 6.2.1.6.1 d) of ADR by alternative destructive tests;
- Perform specific additional destructive tests related to the characteristics of over-moulded cylinders.

The procedures and requirements of this alternative method are described below.

Alternative method:

(a) General

The following provisions apply to over-moulded cylinders produced serially and based on welded steel cylinders in accordance with EN 1442:2017, EN 14140:2014 + AC:2015 or annex I, parts 1 to 3 to Council Directive 84/527/EEC. The design of the over-moulding shall prevent water from penetrating on to the inner steel cylinder. The conversion of the steel cylinder to an over-moulded cylinder shall comply with the relevant requirements of EN 1442:2017 and EN 14140:2014 + AC:2015.

Over-moulded cylinders shall be equipped with self-closing valves.

Copyright © United Nations, 2019. All rights reserved

(b) Basic population

A basic population of over-moulded cylinders is defined as the production of cylinders from only one over-moulding manufacturer using new inner cylinders manufactured by only one manufacturer within one calendar year, based on the same design type, the same materials and production processes.

(c) Sub-groups of a basic population

Within the above defined basic population, over-moulded cylinders belonging to different owners shall be separated into specific sub-groups, one per owner.

If the whole basic population is owned by one owner, the sub-group equals the basic population.

(d) Traceability

Inner steel cylinder marks in accordance with 6.2.3.9 of ADR shall be repeated on the over-moulding. In addition, each over-moulded cylinder shall be fitted with an individual resilient electronic identification device. The detailed characteristics of the over-moulded cylinders shall be recorded by the owner in a central database. The database shall be used to:

- Identify the specific sub-group;
- Make available to inspection bodies, filling centres and competent authorities the specific technical characteristics of the cylinders consisting of at least the following: serial number, steel cylinder production batch, over-moulding production batch, date of over-moulding;
- Identify the cylinder by linking the electronic device to the database with the serial number;
- Check individual cylinder history and determine measures (e.g. filling, sampling, retesting, withdrawal);
- Record performed measures including the date and the address of where it was done.

The recorded data shall be kept available by the owner of the over-moulded cylinders for the entire life of the sub-group.

(e) Sampling for statistical assessment

The sampling shall be random among a sub-group as defined in sub-paragraph (c). The size of each sample per sub-group shall be in accordance with the table in sub-paragraph (g).

(f) Test procedure for destructive testing

The inspection and test required by 6.2.1.6.1 of ADR shall be carried out except (d) which shall be substituted by the following test procedure:

- Burst test (according to EN 1442:2017 or EN 14140:2014 + AC:2015).

In addition, the following tests shall be performed:

- Adhesion test (according to EN 1442:2017 or EN 14140:2014 + AC:2015);

Copyright © United Nations, 2019. All rights reserved

- Peeling and Corrosion tests (according to EN ISO 4628-3:2016).

Adhesion test, peeling and corrosion tests, and burst test shall be performed on each related sample according to the table in sub-paragraph (g) and shall be conducted after the first 3 years in service and every 5 years thereafter.

- (g) Statistical evaluation of test results – Method and minimum requirements

The procedure for statistical evaluation according to the related rejection criteria is described in the following.

Test interval (years)	Type of test	Standard	Rejection criteria	Sampling out of a sub-group
After 3 years in service (see (f))	Burst test	EN 1442:2017	Burst pressure point of the representative sample must be above the lower limit of tolerance interval on the Sample Performance Chart $\Omega_m \geq 1 + \Omega_s \times k3(n;p;1-\alpha)^a$ No individual test result shall be less than the test pressure	$3\sqrt[3]{Q}$ or $Q/200$ whichever is lower, and with a minimum of 20 per sub-group (Q)
	Peeling and corrosion	EN ISO 4628-3:2016	Max corrosion grade: Ri2	Q/1 000
	Adhesion of Polyurethane	ISO 2859-1:1999 + A1:2011 EN 1442:2017 EN 14140:2014 + AC:2015	Adhesion value > 0.5 N/mm <sup>2</sup>	See ISO 2859-1:1999 + A1:2011 applied to Q/1000
Every 5 years thereafter (see (f))	Burst test	EN 1442:2017	Burst pressure point of the representative sample must be above the lower limit of tolerance interval on the Sample Performance Chart $\Omega_m \geq 1 + \Omega_s \times k3(n;p;1-\alpha)^a$ No individual test result shall be less than the test pressure	$6\sqrt[3]{Q}$ or $Q/100$ whichever is lower, and with a minimum of 40 per sub-group (Q)
	Peeling and corrosion	EN ISO 4628-3:2016	Max corrosion grade: Ri2	Q/1 000
	Adhesion of Polyurethane	ISO 2859-1:1999 + A1:2011 EN 1442:2017 EN 14140:2014 + AC:2015	Adhesion value > 0.5 N/mm <sup>2</sup>	See ISO 2859-1:1999 + A1:2011 applied to Q/1000

<sup>a</sup> Burst pressure point (BPP) of the representative sample is used for the evaluation of test results by using a Sample Performance Chart:

Step 1: Determination of the burst pressure point (BPP) of a representative sample

Copyright © United Nations, 2019. All rights reserved

*Each sample is represented by a point whose coordinates are the mean value of burst test results and the standard deviation of burst test results, each normalised to the relevant test pressure.*

$$BPP: (\Omega_s = \frac{s}{PH}; \Omega_m = \frac{x}{PH})$$

*with*

*x: sample mean value;*

*s: sample standard deviation;*

*PH: test pressure*

#### *Step 2: Plotting on a Sample Performance Chart*

*Each BPP is plotted on a Sample Performance Chart with following axis:*

- Abscissa : Standard Deviation normalised to test pressure ( $\Omega_s$ )*
- Ordinate : Mean value normalised to test pressure ( $\Omega_m$ )*

#### *Step 3: Determination of the relevant lower limit of tolerance interval in the Sample Performance Chart*

*Results for burst pressure shall first be checked according to the Joint Test (multidirectional test) using a significance level of  $\alpha=0.05$  (see paragraph 7 of ISO 5479:1997) to determine whether the distribution of results for each sample is normal or non-normal.*

- For a normal distribution, the determination of the relevant lower limit of tolerance is given in step 3.1.*
- For a non-normal distribution, the determination of the relevant lower limit of tolerance is given in step 3.2.*

##### *Step 3.1: Lower limit of tolerance interval for results following a normal distribution*

*In accordance with the standard ISO 16269-6:2014, and considering that the variance is unknown, the unilateral statistical tolerance interval shall be considered for a confidence level of 95% and a fraction of population equal to 99.9999%.*

*By application in the Sample Performance Chart, the lower limit of tolerance interval is represented by a line of constant survival rate defined by the formula:*

$$\Omega_m = 1 + \Omega_s \times k_3(n; p; 1 - \alpha)$$

*with*

*k3: factor function of n, p and 1- $\alpha$ ;*

*p: proportion of the population selected for the tolerance interval (99.9999%);*

*1-  $\alpha$ : confidence level (95%);*

*n: sample size.*

*The value for k3 dedicated to Normal Distributions shall be taken from the table at end of Step 3.*

##### *Step 3.2: Lower limit of tolerance interval for results following a non-normal distribution*

*The unilateral statistical tolerance interval shall be calculated for a confidence level of 95% and a fraction of population equal to 99.9999%.*



Copyright © United Nations, 2019. All rights reserved

*The lower limit of tolerance is represented by a line of constant survival rate defined by the formula given in previous step 3.1, with factors  $k_3$  based and calculated on the properties of a Weibull Distribution.*

*The value for  $k_3$  dedicated to Weibull Distributions shall be taken from the table below at end of Step 3.*

<b>Table for <math>k_3</math></b> <i><math>p=99.9999\%</math> and <math>(1-\alpha)=0.95</math></i>		
<b>Sample size <math>n</math></b>	<b>Normal distribution <math>k_3</math></b>	<b>Weibull distribution <math>k_3</math></b>
20	6.901	16.021
22	6.765	15.722
24	6.651	15.472
26	6.553	15.258
28	6.468	15.072
30	6.393	14.909
35	6.241	14.578
40	6.123	14.321
45	6.028	14.116
50	5.949	13.947
60	5.827	13.683
70	5.735	13.485
80	5.662	13.329
90	5.603	13.203
100	5.554	13.098
150	5.393	12.754
200	5.300	12.557
250	5.238	12.426
300	5.193	12.330
400	5.131	12.199
500	5.089	12.111
1000	4.988	11.897
$\infty$	4.753	11.408

**NOTE:** *If sample size is between two values, the closest lower sample size shall be selected.*

- (h) Measures if the acceptance criteria are not met

If a result of the burst test, peeling and corrosion test or adhesion test does not comply with the criteria detailed in the table in paragraph (g), the affected subgroup of over-moulded cylinders shall be segregated by the owner for further investigations and not be filled or made available for transport and use.

Copyright © United Nations, 2019. All rights reserved

In agreement with the competent authority or the Xa-body which issued the design approval, additional tests shall be performed to determine the root cause of the failure.

If the root cause cannot be proved to be limited to the affected sub-group of the owner, the competent authority or the Xa-body shall take measures concerning the whole basic population and potentially other years of production.

If the root cause can be proved to be limited to a part of the affected sub-group, not affected parts may be authorized by the competent authority to return to service. It shall be proved that no individual over-moulded cylinder returning to service is affected.

(i) Filling centre requirements

The owner shall make available to the competent authority documentary evidence that the filling centres:

- Comply with the provisions of packing instruction P200 (7) of 4.1.4.1 of ADR and that the requirements of the standard on pre-fill inspections referenced in table P200 (11) of 4.1.4.1 of ADR are fulfilled and correctly applied;
- Have the appropriate means to identify over-moulded cylinders through the electronic identification device;
- Have access to the database as defined in (d);
- Have the capacity to update the database;
- Apply a quality system, according to the standard ISO 9000 (series) or equivalent, certified by an accredited independent body recognized by the competent authority.

800 Oil seeds, crushed seeds and seedcake containing vegetable oil, treated with solvents, not subject to spontaneous combustion, are allocated to UN No. 3175. These substances are not subject to ADN when they have been prepared or treated to ensure that they cannot give off dangerous gases in dangerous quantities (no risk of explosion) during carriage and when this is mentioned in the transport document.

801 Ferrosilicon with between 25 and 30% or more than 90% silicon content by mass is a dangerous substance of Class 4.3 for carriage in bulk or without packaging by inland navigation vessel.

802 See 7.1.4.10.

803 Hard coal, coke and anthracite, when carried in bulk, are not subject to the provisions of ADN if:

- (a) The temperature of the cargo has been determined using an appropriate procedure and is not higher than 60°C before, during or immediately after loading of the hold;
- (b) Depending on the temperature of the cargo before, during and immediately after loading of the hold, the expected duration of carriage without temperature monitoring does not exceed the maximum number of days shown in the table below:

Copyright © United Nations, 2019. All rights reserved

<i>Maximum temperature on loading (°C)</i>	<i>Maximum duration of journey (days)</i>
60	10
50	18
40	32
30	57

- (c) Where the effective duration of carriage exceeds the maximum duration shown in sub-paragraph (b), temperature monitoring is carried out from the first day over the maximum duration. The necessary monitoring apparatus shall be on board as from the first day of the carriage following the maximum duration of the journey;
- (d) The master is given, at the time of loading and in a traceable form, instructions on how to proceed if there is a significant heating of the cargo.

Copyright © United Nations, 2019. All rights reserved

Copyright © United Nations, 2019. All rights reserved

## CHAPTER 3.4

### DANGEROUS GOODS PACKED IN LIMITED QUANTITIES

3.4.1 This Chapter provides the provisions applicable to the carriage of dangerous goods of certain classes packed in limited quantities. The applicable quantity limit for the inner packaging or article is specified for each substance in Column (7a) of Table A of Chapter 3.2. In addition, the quantity "0" has been indicated in this column for each entry not permitted to be carried in accordance with this Chapter.

Limited quantities of dangerous goods packed in such limited quantities, meeting the provisions of this Chapter are not subject to any other provisions of ADN except the relevant provisions of:

- (a) Part 1, Chapters 1.1, 1.2, 1.3, 1.4, 1.5, 1.6, 1.8, 1.9;
- (b) Part 2;
- (c) Part 3, Chapters 3.1, 3.2, 3.3 (except special provisions 61, 178, 181, 220, 274, 625, 633 and 650 (e));
- (d) Part 4, paragraphs 4.1.1.1, 4.1.1.2, 4.1.1.4 to 4.1.1.8 of ADR;
- (e) Part 5, 5.1.2.1(a) (i) and (b), 5.1.2.2, 5.1.2.3, 5.2.1.10, 5.4.2;
- (f) Part 6, construction requirements of 6.1.4 and paragraphs 6.2.5.1 and 6.2.6.1 to 6.2.6.3 of ADR;

3.4.2 Dangerous goods shall be packed only in inner packagings placed in suitable outer packagings. Intermediate packagings may be used. In addition, for articles of Division 1.4, Compatibility Group S, the provisions of section 4.1.5 of ADR shall be fully complied with. The use of inner packagings is not necessary for the carriage of articles such as aerosols or "receptacles, small, containing gas". The total gross mass of the package shall not exceed 30 kg.

3.4.3 Except for articles of Division 1.4, Compatibility Group S, shrink-wrapped or stretch-wrapped trays meeting the conditions of 4.1.1.1, 4.1.1.2 and 4.1.1.4 to 4.1.1.8 of ADR are acceptable as outer packagings for articles or inner packagings containing dangerous goods carried in accordance with this Chapter. Inner packagings that are liable to break or be easily punctured, such as those made of glass, porcelain, stoneware or certain plastics, shall be placed in suitable intermediate packagings meeting the provisions of 4.1.1.1, 4.1.1.2 and 4.1.1.4 to 4.1.1.8 of ADR, and be so designed that they meet the construction requirements of 6.1.4 of ADR. The total gross mass of the package shall not exceed 20 kg.

3.4.4 Liquid goods of Class 8, packing group II in glass, porcelain or stoneware inner packagings shall be enclosed in a compatible and rigid intermediate packaging.

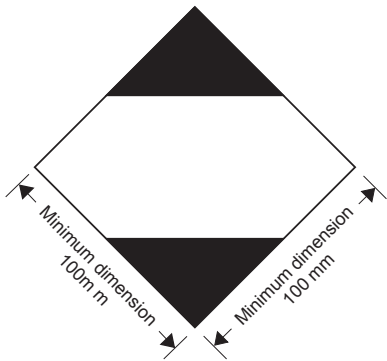
3.4.5 and 3.4.6 (*Reserved*)

#### 3.4.7 **Marking of packages containing limited quantities**

3.4.7.1 Except for air transport, packages containing dangerous goods in limited quantities shall bear the mark shown in Figure 3.4.7.1:

Copyright © United Nations, 2019. All rights reserved

Figure 3.4.7.1



Mark for packages containing limited quantities

The mark shall be readily visible, legible and able to withstand open weather exposure without a substantial reduction in effectiveness.

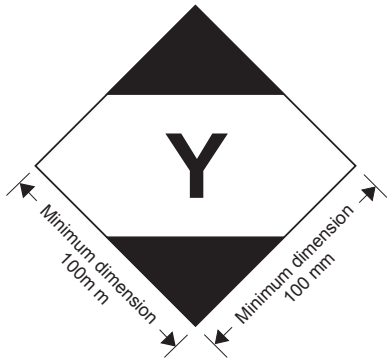
The mark shall be in the form of a square set at an angle of 45° (diamond-shaped). The top and bottom portions and the surrounding line shall be black. The centre area shall be white or a suitable contrasting background. The minimum dimensions shall be 100 mm x 100 mm and the minimum width of the line forming the diamond shall be 2 mm. Where dimensions are not specified, all features shall be in approximate proportion to those shown.

3.4.7.2 If the size of the package so requires, the minimum outer dimensions shown in Figure 3.4.7.1 may be reduced to be not less than 50 mm x 50 mm provided the mark remains clearly visible. The minimum width of the line forming the diamond may be reduced to a minimum of 1 mm.

3.4.8 **Marking of packages containing limited quantities conforming to Part 3, Chapter 4 of the ICAO Technical Instructions**

3.4.8.1 Packages containing dangerous goods packed in conformity with the provisions of Part 3, Chapter 4 of the ICAO Technical Instructions may bear the mark shown in Figure 3.4.8.1 to certify conformity with these provisions:

Figure 3.4.8.1



Mark for packages containing limited quantities  
conforming to Part 3, Chapter 4 of the ICAO Technical Instructions

The mark shall be readily visible, legible and able to withstand open weather exposure without a substantial reduction in effectiveness.

Copyright © United Nations, 2019. All rights reserved

The mark shall be in the form of a square set at an angle of 45° (diamond-shaped). The top and bottom portions and the surrounding line shall be black. The centre area shall be white or a suitable contrasting background. The minimum dimensions shall be 100 mm x 100 mm and the minimum width of the line forming the diamond shall be 2 mm. The symbol “Y” shall be placed in the centre of the mark and shall be clearly visible. Where dimensions are not specified, all features shall be in approximate proportion to those shown.

3.4.8.2 If the size of the package so requires, the minimum outer dimensions shown in Figure 3.4.8.1 may be reduced to be not less than 50 mm x 50 mm provided the mark remains clearly visible. The minimum width of the line forming the diamond may be reduced to a minimum of 1 mm. The symbol “Y” shall remain in approximate proportion to that shown in Figure 3.4.8.1.

3.4.9 Packages containing dangerous goods bearing the mark shown in 3.4.8 with or without the additional labels and marks for air transport shall be deemed to meet the provisions of section 3.4.1 as appropriate and of sections 3.4.2 to 3.4.4 and need not bear the mark shown in 3.4.7.

3.4.10 Packages containing dangerous goods in limited quantities bearing the mark shown in 3.4.7 and conforming with the provisions of the ICAO Technical Instructions, including all necessary marks and labels specified in Parts 5 and 6, shall be deemed to meet the provisions of section 3.4.1 as appropriate and of sections 3.4.2 to 3.4.4.

#### **3.4.11 Use of overpacks**

For an overpack containing dangerous goods packed in limited quantities, the following applies:

Unless the marks representative of all dangerous goods in an overpack are visible, the overpack shall be:

- marked with the word “OVERPACK”. The lettering of the “OVERPACK” mark shall be at least 12 mm high. The mark shall be in an official language of the country of origin and also, if that language is not English, French or German, in English, French or German, unless agreements, if any, concluded between the countries concerned in the transport operation provide otherwise; and
- marked with the marks required by this Chapter.

Except for air transport, the other provisions of 5.1.2.1 apply only if other dangerous goods which are not packed in limited quantities are contained in the overpack and only in relation to these other dangerous goods.

3.4.12 In advance of carriage, consignors of dangerous goods packed in limited quantities shall inform the carrier in a traceable form of the total gross mass of such goods to be consigned.

- 3.4.13
- (a) Transport units with a maximum mass exceeding 12 tonnes carrying dangerous goods packed in limited quantities shall be marked in accordance with 3.4.15 at the front and at the rear except when the transport unit contains other dangerous goods for which orange-coloured plate marking in accordance with 5.3.2 is required. In this latter case, the transport unit may display the required orange-coloured plate marking only, or both the orange-coloured plate marking in accordance with 5.3.2 and the marks in accordance with 3.4.15.
  - (b) Wagons carrying packages with dangerous goods in limited quantities shall be marked in accordance with 3.4.15 on both sides except when placards in accordance with section 5.3.1 are already affixed.
  - (c) Containers carrying dangerous goods packed in limited quantities, on transport units with a maximum mass exceeding 12 tonnes, shall be marked in accordance with 3.4.15

Copyright © United Nations, 2019. All rights reserved

on all four sides except when the container contains other dangerous goods for which placarding in accordance with 5.3.1 is required. In this latter case, the container may display the required placards only, or both the placards in accordance with 5.3.1 and the marks in accordance with 3.4.15.

If the containers are loaded on a transport unit or wagon, the carrying transport unit or wagon need not be marked, except when the marks affixed to the containers are not visible from the outside of this carrying transport unit or wagon. In this latter case, the same marks shall also be affixed at the front and the rear of the carrying transport unit, or on both sides of the carrying wagon.

3.4.14 The marks specified in 3.4.13 may be dispensed with, if the total gross mass of the packages containing dangerous goods packed in limited quantities carried does not exceed 8 tonnes per transport unit or wagon.

3.4.15 The marks specified in 3.4.13 shall be the same as the one required in 3.4.7, except that their minimum dimensions shall be 250 mm x 250 mm. These marks shall be removed or covered if no dangerous goods in limited quantities are carried.



Copyright © United Nations, 2019. All rights reserved

**CHAPTER 3.5****DANGEROUS GOODS PACKED IN EXCEPTED QUANTITIES****3.5.1 Excepted quantities**

3.5.1.1 Excepted quantities of dangerous goods of certain classes, other than articles, meeting the provisions of this Chapter are not subject to any other provisions of ADN except for:

- (a) The training requirements in Chapter 1.3;
- (b) The classification procedures and packing group criteria in Part 2;
- (c) The packaging requirements of 4.1.1.1, 4.1.1.2, 4.1.1.4 and 4.1.1.6 of ADR.

**NOTE:** In the case of radioactive material, the requirements for radioactive material in excepted packages in 1.7.1.5 apply.

3.5.1.2 Dangerous goods which may be carried as excepted quantities in accordance with the provisions of this Chapter are shown in column (7b) of Table A of Chapter 3.2 by means of an alphanumeric code as follows:

Code	Maximum net quantity per inner packaging (in grams for solids and ml for liquids and gases)	Maximum net quantity per outer packaging (in grams for solids and ml for liquids and gases, or sum of grams and ml in the case of mixed packing)
E0	Not permitted as Excepted Quantity	
E1	30	1000
E2	30	500
E3	30	300
E4	1	500
E5	1	300

For gases, the volume indicated for inner packagings refers to the water capacity of the inner receptacle and the volume indicated for outer packagings refers to the combined water capacity of all inner packagings within a single outer packaging.

3.5.1.3 Where dangerous goods in excepted quantities for which different codes are assigned are packaged together the total quantity per outer packaging shall be limited to that corresponding to the most restrictive code.

3.5.1.4 Excepted quantities of dangerous goods assigned to codes E1, E2, E4 and E5 with a maximum net quantity of dangerous goods per inner packaging limited to 1 ml for liquids and gases and 1 g for solids and a maximum net quantity of dangerous goods per outer packaging which does not exceed 100 g for solids or 100 ml for liquids and gases are only subject to:

- (a) The provisions of 3.5.2, except that an intermediate packaging is not required if the inner packagings are securely packed in an outer packaging with cushioning material in such a way that, under normal conditions of carriage, they cannot break, be punctured, or leak their contents; and for liquids, the outer packaging contains sufficient absorbent material to absorb the entire contents of the inner packagings; and
- (b) The provisions of 3.5.3.

### 3.5.2 Packagings

Packagings used for the carriage of dangerous goods in excepted quantities shall be in compliance with the following:

- (a) There shall be an inner packaging and each inner packaging shall be constructed of plastic (with a minimum thickness of 0.2 mm when used for liquids), or of glass, porcelain, stoneware, earthenware or metal (see also 4.1.1.2 of ADR) and the closure of each inner packaging shall be held securely in place with wire, tape or other positive means; any receptacle having a neck with moulded screw threads shall have a leakproof threaded type cap. The closure shall be resistant to the contents;
- (b) Each inner packaging shall be securely packed in an intermediate packaging with cushioning material in such a way that, under normal conditions of carriage, they cannot break, be punctured or leak their contents. For liquid dangerous goods, the intermediate or outer packaging shall contain sufficient absorbent material to absorb the entire contents of the inner packagings. When placed in the intermediate packaging, the absorbent material may be the cushioning material. Dangerous goods shall not react dangerously with cushioning, absorbent material and packaging material or reduce the integrity or function of the materials. Regardless of its orientation, the package shall completely contain the contents in case of breakage or leakage;
- (c) The intermediate packaging shall be securely packed in a strong, rigid outer packaging (wooden, fibreboard or other equally strong material);
- (d) Each package type shall be in compliance with the provisions in 3.5.3;
- (e) Each package shall be of such a size that there is adequate space to apply all necessary marks; and
- (f) Overpacks may be used and may also contain packages of dangerous goods or goods not subject to the requirements of ADN.

### 3.5.3 Tests for packages

3.5.3.1 The complete package as prepared for carriage, with inner packagings filled to not less than 95% of their capacity for solids or 98% for liquids, shall be capable of withstanding, as demonstrated by testing which is appropriately documented, without breakage or leakage of any inner packaging and without significant reduction in effectiveness:

- (a) Drops onto a rigid, non-resilient flat and horizontal surface from a height of 1.8 m:
  - (i) Where the sample is in the shape of a box, it shall be dropped in each of the following orientations:
    - flat on the base;
    - flat on the top;
    - flat on the longest side;
    - flat on the shortest side;
    - on a corner.
  - (ii) Where the sample is in the shape of a drum, it shall be dropped in each of the following orientations:

Copyright © United Nations, 2019. All rights reserved

- diagonally on the top chime, with the centre of gravity directly above the point of impact;
- diagonally on the base chime;
- flat on the side.

**NOTE:** Each of the above drops may be performed on different but identical packages.

- (b) A force applied to the top surface for a duration of 24 hours, equivalent to the total weight of identical packages if stacked to a height of 3 m (including the sample).

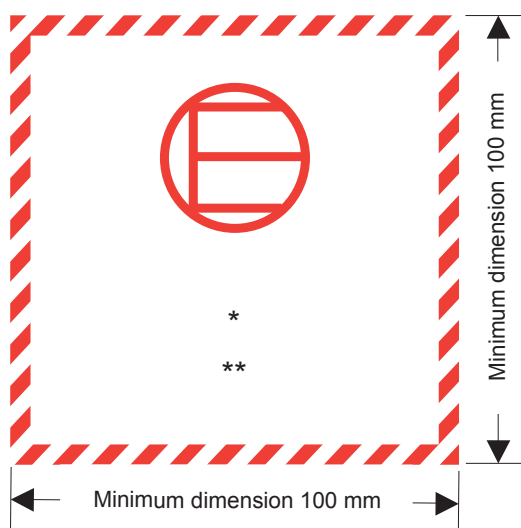
3.5.3.2 For the purposes of testing, the substances to be carried in the packaging may be replaced by other substances except where this would invalidate the results of the tests. For solids, when another substance is used, it must have the same physical characteristics (mass, grain size, etc.) as the substance to be carried. In the drop tests for liquids, when another substance is used, its relative density (specific gravity) and viscosity should be similar to those of the substance to be carried.

### 3.5.4 Marking of packages

3.5.4.1 Packages containing excepted quantities of dangerous goods prepared in accordance with this Chapter shall be durably and legibly marked with the mark shown in 3.5.4.2. The first or only label number indicated in column (5) of Table A of Chapter 3.2 for each of the dangerous goods contained in the package shall be shown in the mark. Where the name of the consignor or consignee is not shown elsewhere on the package this information shall be included within the mark.

#### 3.5.4.2 Excepted quantities mark

Figure 3.5.4.2



Excepted quantities mark

\* The first or only label number indicated in column (5) of Table A of Chapter 3.2 shall be shown in this location.

\*\* The name of the consignor or of the consignee shall be shown in this location if not shown elsewhere on the package.

Copyright © United Nations, 2019. All rights reserved

The mark shall be in the form of a square. The hatching and symbol shall be of the same colour, black or red, on white or suitable contrasting background. The minimum dimensions shall be 100 mm x 100 mm. Where dimensions are not specified, all features shall be in approximate proportion to those shown.

#### **3.5.4.3** *Use of overpacks*

For an overpack containing dangerous goods packed in excepted quantities, the following applies:

Unless the marks representative of all dangerous goods in an overpack are visible, the overpack shall be:

- marked with the word “OVERPACK”. The lettering of the “OVERPACK” mark shall be at least 12 mm high. The mark shall be in an official language of the country of origin and also, if that language is not English, French or German, in English, French or German, unless agreements, if any, concluded between the countries concerned in the transport operation provide otherwise; and
- marked with the marks required by this Chapter.

The other provisions of 5.1.2.1 apply only if other dangerous goods which are not packed in excepted quantities are contained in the overpack and only in relation to these other dangerous goods.

#### **3.5.5** **Maximum number of packages in any vehicle, wagon or container**

The number of packages in any vehicle, wagon or container shall not exceed 1 000.

#### **3.5.6** **Documentation**

If a document or documents (such as a bill of lading, air waybill or CMR/CIM consignment note) accompanies(y) dangerous goods in excepted quantities, at least one of these documents shall include the statement “Dangerous Goods in Excepted Quantities” and indicate the number of packages.

PŘEKLAD

EVROPSKÁ HOSPODÁŘSKÁ KOMISE  
Výbor pro vnitrozemskou dopravu

---

# ADN

---

platná od 1. ledna 2019

**Evropská dohoda**  
o mezinárodní přepravě  
nebezpečných věcí  
po vnitrozemských vodních cestách

včetně Příloh, použitelné od 1. ledna 2019

## Díl I



UNITED NATIONS  
New York a Geneva, 2018

## PŘEDMLUVA

Evropská dohoda o mezinárodní přepravě nebezpečných věcí po vnitrozemských vodních cestách (ADN) daná v Ženevě 26. května 2000 pod patronátem Evropské hospodářské komise Organizace spojených národů (UNECE) a Ústřední komise pro plavbu na Rýně (CCNR) vstoupila v platnost dne 28. února 2008.

Vlastní Dohoda a příložené Předpisy v jejich originální verzi byly vydány v roce 2001 pod symbolem ECE/TRANS/150. Tato publikace obsahuje rovněž Závěrečný protokol z diplomatické konference konané v Ženevě od 22. do 26. května 2000, během níž byla Dohoda přijata, jakož i text Rezoluce přijatý touto konferencí.

V době vydání této publikace měla Dohoda 18 smluvních stran: Rakousko, Belgie, Bulharsko, Chorvatsko, Českou republiku, Francii, Německo, Maďarsko, Lucembursko, Nizozemsko, Polsko, Moldavskou republiku, Rumunsko, Ruskou federaci, Srbsko, Slovensko, Švýcarsko a Ukrajinu. Jiné členské státy Evropské hospodářské komise Organizace spojených národů, na jejichž území se nacházejí vnitrozemské vodní cesty, jiné než ty, které vytvářejí pobřežní trasu, se mohou také stát smluvními stranami Dohody přistoupením k ní, za podmínky, že vnitrozemské vodní cesty jsou součástí sítě vnitrozemských vodních cest mezinárodního významu, jak je to definováno v Evropské dohodě o hlavních vnitrozemských vodních cestách mezinárodního významu (AGN).

Předpisy příložené k ADN obsahují ustanovení týkající se nebezpečných látek a předmětů, ustanovení týkající se přepravy v kusech a ve volně loženém stavu v pravidlech vnitrozemské plavby nebo v tankových pravidlech, jakož i ustanovení týkající se stavby a provozu takových plavidel. Dále obsahují požadavky a postupy pro inspekce, vydávání osvědčení o schválení, uznávání klasifikačních společností, monitorování, školení a zkoušení odborníků.

S výjimkou ustanovení týkajících se uznávání klasifikačních organizací, které jsou platné od vstupu Dohody v platnost, příložené Předpisy vstupují v platnost až dvanáct měsíců po vstupu Dohody v platnost, tj. dne 28. února 2009 (viz Článek 11 (1) Dohody).

Před vstupem Dohody v platnost byly prováděny novelizace příložených Předpisů pravidelně na Společných zasedáních znalců UNECE a CCNR. Tyto novelizace byly přijaty Administrativním výborem ADN na jeho prvním zasedání, které se konalo v Ženevě dne 19. června 2008 (viz dokument ECE/ADN/2, odstavce 13 až 16).

V důsledku toho sekretariát zveřejnil konsolidované znění („ADN 2009“) pod symbolem ECE/TRANS/203, („ADN 2011“) pod symbolem ECE/TRANS/220, („ADN 2013“) pod symbolem ECE/TRANS/231 a („ADN 2015“) pod symbolem ECE/TRANS/243.

Na šestnáctém zasedání (Ženeva, 29 ledna 2016), Administrativní výbor ADN požádal sekretariát o zveřejnění nové konsolidované vydání ADN („ADN 2017“) zahrnující všechny schválené změny a doplňky, které vstoupí v platnost 1. ledna 2017. Doplňky a změny jsou k nalezení pod následujícími dokumenty: ECE/ADN/36, ECE/ADN/36/Corr.1, ECE/ADN/36/Add.1, ECE/TRANS/WP.15/AC.2/58, přílohy II a III a ECE/TRANS/WP.15/AC.2/60, přílohy IV.

Příložené předpisy obsažené v předkládané publikaci jsou konsolidovanou verzí, které zahrnují tyto novinky, a které jsou aplikovatelné od 1. ledna 2017.

Mělo by se dbát toho, že podle Směrnice 2008/68/EC Evropského parlamentu a Rady z 24. září 2008 o vnitrozemské dopravě nebezpečných věcí musí členské státy Evropské unie, s vyloučením odchylky stanovené v Článku 1, odstavci 3 Směrnice, používat tyto předpisy, jakož i Článek 3 (f) a (h) a Článek 8, odstavce 1 a 3 Dohody ADN, pro vnitrostátní a mezinárodní přepravu nebezpečných věcí mezi členskými státy na jejich území po vnitrozemských vodních cestách.

Všechny žádosti o informace týkající se aplikace ADN by měly být adresovány dotčenému příslušnému orgánu.

Dodatečné informace je možno nalézt na webové stránce Dopravní Divize UNECE na následující adrese:

[http://www.unece.org/trans/danger/publi/adn/adn\\_e.html](http://www.unece.org/trans/danger/publi/adn/adn_e.html)

Tato stránka, která je průběžně novelizována, obsahuje spojení k následujícím informacím:

- Dohoda ADN (bez příložených Předpisů);
- Opravy k dohodě ADN (bez příložených Předpisů);
- Status Dohody;
- Oznámení o uložení;
- Informace států (příslušné orgány, oznámení);
- Mnohostranné dohody;

- Zvláštní povolení;
- Rovnocennosti a výjimky;
- Klasifikační společnosti;
- Zprávy o nehodě;
- Katalog otázek;
- Harmonizované kontrolní listiny;
- Podrobnosti o publikaci (korigenda);
- ADN 2017 (soubory);
- Změny ADN 2015
- ADN 2015 (soubory);
- Předchozí verze ADN
- Historické informace.

**OBSAH****DÍL I****EVROPSKÁ DOHODA O MEZINÁRODNÍ PŘEPRAVĚ NEBEZPEČNÝCH VĚCÍ PO VNITROZEMSKÝCH VODNÍCH CESTÁCH (ADN)****PŘÍLOHY****Část 1 VŠEOBECNÁ USTANOVENÍ**

<b>Kapitola</b>	<b>1.1</b>	<b>Rozsah a použití</b>
	1.1.1	Struktura
	1.1.2	Rozsah platnosti
	1.1.3	Vynětí z platnosti
	1.1.4	Použitelnost jiných předpisů
	1.1.5	Použití norem
<b>Kapitola</b>	<b>1.2</b>	<b>Definice a měrové jednotky</b>
	1.2.1	Definice
	1.2.2	Měrové jednotky
<b>Kapitola</b>	<b>1.3</b>	<b>Školení osob podílejících se na přepravě nebezpečných věcí</b>
	1.3.1	Rozsah a uplatnění
	1.3.2	Forma školení
	1.3.3	Dokumentace
<b>Kapitola</b>	<b>1.4</b>	<b>Povinnosti účastníků přepravy z hlediska bezpečnosti</b>
	1.4.1	Všeobecná bezpečnostní opatření
	1.4.2	Povinnosti hlavních účastníků
	1.4.3	Povinnosti ostatních účastníků
<b>Kapitola</b>	<b>1.5</b>	<b>Odchytky</b>
	1.5.1	Dvoustranné a mnohostranné dohody
	1.5.2	Zvláštní povolení pro přepravu v tankových plavidlech
	1.5.3	Ekvivalenty a odchytky (článek 7, odstavec 3 ADN)
<b>Kapitola</b>	<b>1.6</b>	<b>Přechodná ustanovení</b>
	1.6.1	Všeobecná ustanovení
	1.6.2	Tlakové nádoby a nádoby pro třídu 2
	1.6.3	Nesnímatelné cisterny (cisternová vozidla a cisternové železniční vozy), snímatelné cisterny, bateriová vozidla a bateriové železniční vozy
	1.6.4	Cisternové kontejnery, přemístitelné cisterny a MEGC
	1.6.5	Vozidla
	1.6.6	Třída 7
	1.6.7	Přechodná ustanovení týkající se plavidel
	1.6.8	Přechodná ustanovení týkající se posádky
	1.6.9	Přechodná ustanovení týkající se uznávání klasifikačních společností
<b>Kapitola</b>	<b>1.7</b>	<b>Všeobecné předpisy pro radioaktivní látky</b>
	1.7.1	Rozsah a použití



	1.7.2	Program ochrany proti záření
	1.7.3	Systém řízení
	1.7.4	Zvláštní ujednání
	1.7.5	Radioaktivní látky s dalšími nebezpečnými vlastnostmi
	1.7.6	Nedodržení limitů
<b>Kapitola</b>	<b>1.8</b>	<b>Kontroly a jiná podpůrná opatření pro zajištění plnění bezpečnostních požadavků</b>
	1.8.1	Monitorování dodržování předpisů
	1.8.2	Úřední podpora během kontroly zahraničního plavidla
	1.8.3	Bezpečnostní poradce
	1.8.4	Seznam příslušných orgánů a jimi pověřených organizací
	1.8.5	Hlášení o nehodách a mimořádných událostech při přepravě nebezpečných věcí
<b>Kapitola</b>	<b>1.9</b>	<b>Dopravní omezení stanovená příslušnými orgány</b>
<b>Kapitola</b>	<b>1.10</b>	<b>Bezpečnostní předpisy</b>
	1.10.1	Všeobecná ustanovení
	1.10.2	Školení o obecné bezpečnosti
	1.10.3	Ustanovení pro vysoce rizikové nebezpečné věci
<b>Kapitola</b>	<b>1.11 až 1.14</b>	<b>(Vyhrazeno)</b>
<b>Kapitola</b>	<b>1.15</b>	<b>Uznávání klasifikačních společností</b>
	1.15.1	Všeobecně
	1.15.2	Postup pro uznávání klasifikačních společností
	1.15.3	Podmínky a kritéria pro uznání klasifikační společnosti žádající o uznání podle této Dohody
	1.15.4	Povinnosti doporučených klasifikačních společností
<b>Kapitola</b>	<b>1.16</b>	<b>Postup pro vydávání schvalovacího osvědčení</b>
	1.16.1	Schvalovací osvědčení
	1.16.2	Vydávání a uznávání schvalovacího osvědčení
	1.16.3	Inspekční postup
	1.16.4	Inspekční organizace
	1.16.5	Žádost o vydání schvalovacího osvědčení
	1.16.6	Údaje uváděné ve schvalovacím osvědčení a jejich změny
	1.16.7	Přistavení plavidla k inspekci
	1.16.8	První inspekce
	1.16.9	Zvláštní inspekce
	1.16.10	Periodická inspekce a obnovení platnosti schvalovacího osvědčení
	1.16.11	Prodloužení platnosti schvalovacího osvědčení bez inspekce
	1.16.12	Úřední inspekce
	1.16.13	Odebrání a vrácení schvalovacího osvědčení
	1.16.14	Duplikát
	1.16.15	Registr schvalovacího osvědčení

### Část 3 SEZNAMY NEBEZPEČNÝCH VĚCÍ, ZVLÁŠTNÍ USTANOVENÍ A VYNĚTÍ Z PLATNOSTI PRO OMEZENÁ A VYŇATÁ MNOŽSTVÍ

<b>Kapitola</b>	<b>3.1</b>	<b>Všeobecně</b>	Viz Díl II
<b>Kapitola</b>	<b>3.2</b>	<b>Seznam nebezpečných věcí</b>	
	3.2.1	Tabulka A: Seznam nebezpečných věcí v číselném pořadí	Viz Díl II
	3.2.2	Tabulka B: Seznam nebezpečných věcí v abecedním pořadí	Viz Díl II
	3.2.3	Tabulka C: Seznam nebezpečných věcí připuštěných k přepravě v tankových plavidlech v číselném pořadí	
	3.2.4	Formy žádosti o zvláštní povolení pro přepravu v tankových plavidlech podle oddílu 1.5.2	
<b>Kapitola</b>	<b>3.3</b>	<b>Zvláštní ustanovení pro určité látky nebo předměty</b>	Viz Díl II
<b>Kapitola</b>	<b>3.4</b>	<b>Vynětí z platnosti předpisů týkající se nebezpečných věcí balených v omezených množstvích</b>	Viz Díl II
<b>Kapitola</b>	<b>3.5</b>	<b>Nebezpečné věci balené ve vyňatých množstvích</b>	Viz Díl II

### Část 4 USTANOVENÍ O POUŽÍVÁNÍ OBALŮ, CISTEREN A NÁKLADNÍCH DOPRAVNÍCH JEDNOTEK S VOLNĚ LOŽENÝMI LÁTKAMI

<b>Kapitola</b>	<b>4.1</b>	<b>Všeobecná ustanovení</b>
-----------------	------------	-----------------------------

### Část 5 POSTUPY PŘI ODESÍLÁNÍ

<b>Kapitola</b>	<b>5.1</b>	<b>Všeobecná ustanovení</b>
	5.1.1	Rozsah použití a všeobecná ustanovení
	5.1.2	Používání přepravních obalových souborů
	5.1.3	Prázdné nevyčištěné obaly (včetně IBC a velkých obalů), cisterny, MEMU, vozidla, železniční vozy a kontejnery pro přepravu volně ložených látek
	5.1.4	Společné balení
	5.1.5	Všeobecná ustanovení pro třídu 7
<b>Kapitola</b>	<b>5.2</b>	<b>Nápisy a bezpečnostní značky</b>
	5.2.1	Značení kusů
	5.2.2	Označování kusů
<b>Kapitola</b>	<b>5.3</b>	<b>Označování kontejnerů, kontejnerů pro volně ložené látky, MEGC, MEMU, cisternových kontejnerů, přemístitelných cisteren, vozidel a železničních vozů velkými bezpečnostními značkami a nápisy</b>
	5.3.1	Označování velkými bezpečnostními značkami
	5.3.2	Označování oranžovými tabulkami
	5.3.3	Značka pro zahřáté látky
	5.3.4	Označování pro přepravu v přepravním řetězci zahrnujícím námořní dopravu
	5.3.5	(Vyhrazeno)
	5.3.6	Značka pro látky ohrožující životní prostředí
<b>Kapitola</b>	<b>5.4</b>	<b>Průvodní doklady</b>
	5.4.0	Všeobecná ustanovení
	5.4.1	Přepravní doklad pro nebezpečné věci a předepsané údaje
	5.4.2	Osvědčení o naložení kontejneru, vozidla nebo železničního vozu

	5.4.3	Písemné pokyny
	5.4.4	Uchovávání informací o přepravě nebezpečných věcí
	5.4.5	Příklad formuláře pro multimodální přepravu nebezpečných věcí
<b>Kapitola</b>	<b>5.5</b>	<b>Zvláštní ustanovení</b>
	5.5.1	(Vypuštěno)
	5.5.2	Zvláštní ustanovení pro zaplynované nákladní (přepravní) dopravní jednotky (UN 3359)
	5.5.3	Zvláštní ustanovení platná pro kusy a vozidla a kontejnery obsahující látky představující riziko udušení, jsou-li používány pro účely chlazení nebo kondicionování (jako jsou suchý led (UN 1845) nebo dusík, hluboce zchlazený, kapalný (UN 1977) nebo argon, hluboce zchlazený, kapalný (UN 1951))
<b>Část 6</b>	<b>POŽADAVKY NA KONSTRUKCI OBALŮ (VČETNĚ IBC A VELKÝCH OBALŮ), CISTEREN A NÁKLADNÍCH DOPRAVNÍCH JEDNOTEK PRO VOLNĚ LOŽENÉ LÁTKY A NA JEJICH ZKOUŠENÍ</b>	
	6.1	Všeobecná ustanovení
<b>Část 7</b>	<b>POŽADAVKY PRO NAKLÁDKU, PŘEPRAVU, VYKLÁDKU A OSTATNÍ MANIPULACI S NÁKLADEM</b>	
<b>Kapitola</b>	<b>7.1</b>	<b>Plavidla přepravující suchý náklad</b>
	7.1.0	Všeobecné předpisy
	7.1.1	Způsob přepravy
	7.1.2	Požadavky na plavidla
	7.1.3	Všeobecné provozní předpisy
	7.1.4	Doplňkové předpisy pro nakládku, přepravu, vykládku a ostatní manipulaci s nákladem
	7.1.5	Doplňkové předpisy pro provoz plavidel
	7.1.6	Doplňkové požadavky
<b>Kapitola</b>	<b>7.2</b>	<b>Tanková plavidla</b>
	7.2.0	Všeobecné předpisy
	7.2.1	Způsob přepravy
	7.2.2	Požadavky na plavidla
	7.2.3	Všeobecné provozní předpisy
	7.2.4	Doplňkové předpisy pro nakládku, přepravu, vykládku a ostatní manipulaci s nákladem
	7.2.5	Doplňkové předpisy pro provoz plavidel
<b>Část 8</b>	<b>PŘEDPISY PRO POSÁDKY, VYBAVENÍ, PROVOZ PLAVIDEL A DOKUMENTACI</b>	
<b>Kapitola</b>	<b>8.1</b>	<b>Všeobecné předpisy pro plavidla a vybavení</b>
	8.1.1	(Vyhrazeno)
	8.1.2	Doklady
	8.1.3	(Vyhrazeno)
	8.1.4	Zařízení k hašení požárů
	8.1.5	Zvláštní vybavení
	8.1.6	Kontrola a inspekce vybavy
	8.1.7	Elektrická zařízení
	8.1.8	(Vypuštěno)
	8.1.9	(Vypuštěno)
	8.1.10	(Vypuštěno)

	8.1.11	Deník registrace operací během přepravy, spojených s přepravou nákladu pod č. UN 1203
<b>Kapitola</b>	<b>8.2</b>	<b>Předpisy pro výcvik odborníků</b>
	8.2.1	Všeobecné předpisy pro výcvik odborníků
	8.2.2	Zvláštní předpisy pro výcvik odborníků
<b>Kapitola</b>	<b>8.3</b>	<b>Další předpisy, které musí plnit osádka plavidla</b>
	8.3.1	Osoby na plavidle
	8.3.2	Přenosné lampy
	8.3.3	Vstup na plavidlo
	8.3.4	Zákaz kouření, zákaz ohně a otevřeného světla
	8.3.5	Nebezpečí vznikající v důsledku prací na palubě
<b>Kapitola</b>	<b>8.4</b>	<b>(Vyhrazeno)</b>
<b>Kapitola</b>	<b>8.5</b>	<b>(Vyhrazeno)</b>
<b>Kapitola</b>	<b>8.6</b>	<b>Doklady</b>
	8.6.1	Schvalovací osvědčení
	8.6.2	Osvědčení o zvláštních znalostech ADN podle 8.2.1.2, 8.2.1.5 nebo 8.2.1.7
	8.6.3	Kontrolní list ADN
	8.6.4	(Vypuštěno)
<b>Část 9</b>	<b>PŘEDPISY PRO STAVBU PLAVIDEL</b>	
<b>Kapitola</b>	<b>9.1</b>	<b>Předpisy pro stavbu plavidel přepravujících suchý náklad</b>
	9.1.0	Předpisy pro stavbu plavidel přepravujících suchý náklad
<b>Kapitola</b>	<b>9.2</b>	<b>Předpisy pro stavbu námořních plavidla, která odpovídají předpisům SOLAS 74 kapitola II-2, pravidlo 19 nebo SOLAS 74, kapitola II-2 pravidlo 54</b>
<b>Kapitola</b>	<b>9.3</b>	<b>Předpisy pro stavbu tankových plavidel</b>
	9.3.1	Předpisy pro stavbu tankových plavidel typu G
	9.3.2	Předpisy pro stavbu tankových plavidel typu C
	9.3.3	Předpisy stavbu tankových plavidel typu N
	9.3.4	Alternativní varianty stavby

## EVROPSKÁ DOHODA O MEZINÁRODNÍ PŘEPRAVĚ NEBEZPEČNÝCH VĚCÍ PO VNITROZEMSKÝCH VODNÍCH CESTÁCH (ADN)

### SMLOUVNÍ STRANY,

**USILUJÍ** stanovit na základě obecného souhlasu jednotné principy a pravidla s cílem:

- a) zvýšení bezpečnosti mezinárodních přeprav nebezpečných věcí po vnitrozemských vodních cestách;
- b) efektivní pomoci při ochraně životního prostředí zamezením znečištění v důsledku havárií a událostí v průběhu takových přeprav;
- c) ulehčení přeprav a napomáhání rozvoji mezinárodního obchodu,

**POVAŽUJÍ** za nejlepší způsob pro dosažení tohoto cíle uzavření dohody, která nahradí "Evropské předpisy, týkající se mezinárodní přepravy nebezpečných věcí po vnitrozemských vodních cestách", obsažené v příloze k Rezoluci č. 223 Výboru pro vnitrozemskou dopravu Evropské hospodářské komise včetně změn,

**DOHODLY** se na následujícím:

### KAPITOLA I

#### OBECNÁ USTANOVENÍ

##### Článek 1

##### *Oblast použití*

1. Tato Dohoda se vztahuje na mezinárodní přepravu nebezpečných věcí plavidly po vnitrozemských vodních cestách.
2. Tato Dohoda se nevztahuje na přepravu nebezpečných věcí námořními plavidly po námořních vodních cestách, které jsou součástí vnitrozemských vodních cest.
3. Tato Dohoda se nevztahuje na přepravu nebezpečných věcí, uskutečňovanou vojenskými plavidly nebo vojenskými pomocnými plavidly nebo jinými plavidly, náležejícími státu nebo jím provozovanými v případě, že jsou jím využívána výhradně pro vládní a nevýdělečné cíle. Přitom každá smluvní strana formou přijetí příslušných opatření, která neovlivňují provoz nebo provozní možnosti takových plavidel, jež jí patří nebo je provozuje, zajišťuje, aby tato pravidla byla provozována, pokud je to prakticky možné, v souladu s touto Dohodou.

##### Článek 2

##### *Předpisy přiložené k této Dohodě*

1. Předpisy přiložené k této Dohodě jsou její neoddělitelnou částí. Každý odkaz na tuto Dohodu znamená současně odkaz na Předpisy k ní přiložené.
2. Přiložené Předpisy zahrnují:
  - a) ustanovení týkající se mezinárodní přepravy nebezpečných věcí po vnitrozemských vodních cestách;
  - b) požadavky a postupy týkající se inspekci, vystavování osvědčení o schválení plavidla, uznávání klasifikačních společností, odchylek, zvláštních povolení, kontroly, přípravy a zkoušek znalců;
  - c) všeobecná přechodná ustanovení;
  - d) doplňující přechodná ustanovení používaná na jednotlivých vnitrozemských vodních cestách.

### Článek 3

#### **Názvosloví**

Pro účely této Dohody:

- a) „plavidlo“ znamená plavidlo vnitrozemské plavby nebo námořní plavidlo;
- b) „nebezpečné věci“ znamenají látky a předměty, jejichž mezinárodní přeprava je podle příložených Předpisů zakázána nebo se připouští jen za určitých podmínek;
- c) „mezinárodní přeprava nebezpečných věcí“ znamená každou přepravu nebezpečných věcí uskutečňovanou plavidlem po vnitrozemských vodních cestách po územích nejméně dvou smluvních stran;
- d) „vnitrozemské vodní cesty“ znamenají všechny vnitrozemské vodní cesty, včetně námořních vodních cest na území smluvní strany, otevřené pro plavbu plavidel v souladu s vnitrostátním právem;
- e) „námořní vodní cesty“ znamenají vnitrozemské vodní cesty spojené s mořem, využívané především pro provoz námořních plavidel a stanovené jako takové v souladu s vnitrostátním právem;
- f) „uznaná klasifikační společnost“ znamená klasifikační společnost odpovídající kritériím stanoveným v příložených Předpisech a uznanou, v souladu s uvedenými příloženými Předpisy, příslušným orgánem smluvní strany, kde bylo vydáno osvědčení o uznání;
- g) „příslušný orgán“ znamená orgán jmenovaný nebo uznáný za takový v každé smluvní straně a pro každý konkrétní případ ve spojení s ustanoveními této Dohody;
- h) „inspekční organizace“ znamená organizaci, určenou nebo uznanou smluvní stranou pro účely provádění inspekci plavidel v souladu s postupy uvedenými v příložených Předpisech.

## KAPITOLA II

### TECHNICKÁ USTANOVENÍ

#### Článek 4

##### ***Zákazy přepravy, podmínky přepravy, kontrola***

1. S výhradou ustanovení článků 7 a 8 nesmějí být nebezpečné věci, které nejsou připuštěny k přepravě podle příložených Předpisů, předmětem mezinárodní přepravy.
2. Nehledě na ustanovení článku 6 je mezinárodní přeprava ostatních nebezpečných věcí dovolena při dodržení podmínek stanovených v příložených Předpisech.
3. Dodržení zákazů přepravy a podmínek uvedených v odstavcích 1 a 2 výše je kontrolováno smluvními stranami v souladu s ustanoveními příložených Předpisů.

#### Článek 5

##### ***Výjimky***

Tato Dohoda se nepoužije zčásti nebo zcela pro přepravy nebezpečných věcí, které jsou v příložených Předpisech uvedeny jako výjimky. Výjimky se mohou používat pouze tehdy, pokud množství věcí, charakter přepravy nebo obaly zaručují bezpečnost přepravy.

## Článek 6

### **Právo států**

Každá smluvní strana si ponechává právo upravit nebo zakázat dovoz nebezpečných věcí na své území z důvodů jiných, než je bezpečnost během přepravy.

## Článek 7

### **Zvláštní pravidla, odchylky**

1. Smluvní strany si vyhrazují právo sjednávat na omezenou dobu, stanovenou v příložených Předpisech, formou uzavření zvláštních dvoustranných nebo mnohostranných dohod a bez ohrožení bezpečnosti, následující pravidla:
  - a) nebezpečné věci, jejichž mezinárodní přeprava je touto Dohodou zakázána, mohou být za určitých podmínek připuštěny k mezinárodní přepravě po jejich vnitrozemských vodních cestách; nebo
  - b) nebezpečné věci, jejichž mezinárodní přeprava je touto Dohodou dovolena pouze za stanovených podmínek, mohou být připuštěny k mezinárodní přepravě po jejich vnitrozemských vodních cestách též za podmínek odlišných od těch, jež jsou stanoveny v příložených Předpisech.

Zvláštní dvoustranné nebo mnohostranné dohody uvedené v tomto odstavci se bezodkladně zasílají na vědomí výkonnému tajemníkovi Evropské hospodářské komise, který o nich informuje ty smluvní strany, které nejsou signatáři těchto dohod.

2. Každá smluvní strana si vyhrazuje právo vydávat zvláštní povolení pro mezinárodní přepravu nebezpečných látek tankovými plavidly, jejichž přeprava těmito plavidly není podle ustanovení příložených Předpisů dovolena, za podmínky dodržení postupů předepsaných v Předpisech, které se týkají zvláštních povolení.
3. Smluvní strany si vyhrazují právo povolovat v následujících případech mezinárodní přepravu nebezpečných věcí postupem podle těchto příložených Předpisů:
  - a) v případě použití materiálů, zařízení nebo vybavení na palubě plavidla, nebo použití určitých konstrukčních řešení na palubě plavidla, nebo určitých opatření, jiných než ta, která jsou uvedena v příložených Předpisech;
  - b) v případě plavidla s technickými novinkami, které představují odchylku od ustanovení příložených Předpisů.

## Článek 8

### **Přechodná ustanovení**

1. Osvědčení o schválení plavidla a jiné listiny vystavené v souladu s požadavky Předpisů pro přepravu nebezpečných věcí po Rýně (Předpisy ADNR), Předpisů pro přepravu nebezpečných věcí po Dunaji (Předpisy ADN-D) nebo podle vnitrostátních předpisů, které vycházejí z Evropských předpisů týkajících se mezinárodní přepravy nebezpečných věcí po vnitrozemských vodních cestách, obsažených v příloze k Rezoluci č. 223 Výboru pro vnitrozemskou dopravu Evropské hospodářské komise, nebo podle jejich variant s úpravami, používané ke dni vstupu příložených Předpisů v platnost podle článku 11 odst. 1 zůstávají v platnosti až do konce své platnosti, jmenovitě ve vztahu k jejich uznávání jinými státy, za stejných podmínek, které existovaly do vstupu příložených Předpisů v platnost. Při tom taková osvědčení zůstávají v platnosti po dobu jednoho roku od data platnosti příložených Předpisů, pokud jejich platnost skončí v této době. Avšak lhůta jejich platnosti v žádném případě nepřevyší pět let od data vstupu příložených Předpisů v platnost.
2. Plavidla, která jsou ke dni vstupu příložených Předpisů v platnost podle článku 11 odst. 1 schválena pro přepravu nebezpečných věcí po území jedné ze smluvních stran a která odpovídají požadavkům příložených Předpisů s ohledem, v případě nutnosti, na všeobecná přechodná ustanovení, mohou obdržet osvědčení o schválení plavidla ADN v souladu s postupem stanoveným v příložených Předpisech.
3. V případě plavidel uvedených v odstavci 2, určených výhradně pro provádění přeprav po těch vnitrozemských vodních cestách, na kterých se v souladu s vnitrostátním právem do dne vstupu příložených Předpisů v platnost podle článku 11 odst. 1 ustanovení ADNR nepoužívala, se mohou, mimo všeobecných přechodných ustanovení, používat doplňující přechodná ustanovení platná na jednotlivých vnitrozemských vodních cestách. Taková plavidla obdrží osvědčení o schválení plavidla ADN platné pro výše uvedené vnitrozemské vodní cesty nebo jejich úseky.

4. V případě doplnění nových ustanovení do přiložených Předpisů mohou smluvní strany uvažovat s novými všeobecnými přechodnými ustanoveními. V těchto přechodných ustanoveních se uvádějí plavidla, na která se vztahují a lhůta jejich platnosti.

## Článek 9

### ***Použití jiných pravidel***

Na přepravy podléhající této Dohodě se nadále vztahují místní, regionální nebo mezinárodní předpisy, platné obecně pro přepravu nákladů po vnitrozemských vodních cestách.

## KAPITOLA III

### **ZÁVĚREČNÁ USTANOVENÍ**

## Článek 10

### ***Smluvní strany***

1. Členské státy Evropské hospodářské komise, na jejichž území se nacházejí vodní cesty, kromě těch, které jsou tvořeny příbřežními trasami, které tvoří část sítě vodních cest mezinárodního významu, stanovené Evropskou dohodou o hlavních vnitrozemských vodních cestách mezinárodního významu (Dohoda AGN), se mohou stát smluvními stranami této Dohody:
  - a) podpisem bez výhrady ratifikace, přijetí nebo schválení;
  - b) uložením ratifikační listiny, listiny o přijetí nebo schválení po jejím podpisu s výhradou ratifikace, přijetí nebo schválení;
  - c) uložením listiny o přístupu.
2. Tato Dohoda je otevřena k podpisu do 31. května 2001 v Kanceláři Výkonného tajemníka Evropské hospodářské komise v Ženevě. Po tomto dni bude otevřena k přístupu.
3. Ratifikační listiny, listiny o přijetí, schválení nebo přístupu se ukládají u generálního tajemníka Organizace spojených národů.

## Článek 11

### ***Vstup v platnost***

1. Tato Dohoda vstoupí v platnost po uplynutí jednoho měsíce ode dne, kdy počet států, uvedených v článku 10 odst. 1, které ji podepsaly bez výhrad nebo uložily své ratifikační listiny, listiny o přijetí, schválení nebo přístupu, dosáhne sedmi.

Přitom přiložené Předpisy, s výjimkou ustanovení týkajících se uznání klasifikačních společností, vstoupí v platnost po uplynutí dvanácti měsíců po vstupu této Dohody v platnost.
2. Pro každý stát, který podepíše tuto Dohodu bez výhrad nebo ji ratifikuje, přijme, schválí nebo k ní přistoupí poté, kdy sedm států, uvedených v článku 10 odst. 1, ji podepsalo bez výhrad nebo uložilo své ratifikační listiny nebo listiny o přijetí, schválení nebo přístupu, vstoupí tato Dohoda v platnost po uplynutí jednoho měsíce ode dne podpisu bez výhrad tímto státem nebo uložení jeho ratifikační listiny nebo listiny o přijetí, schválení nebo přístupu.

Přiložené Předpisy vstoupí v platnost téhož dne. Jestliže lhůta uvedená v odstavci 1 ve vztahu ke vstupu přiložených Předpisů v platnost ještě neuplynula, vstupují v platnost po uplynutí této lhůty.



## Článek 12

### *Výpověď*

1. Každá smluvní strana může tuto Dohodu vypovědět písemným oznámením, zaslaným generálnímu tajemníkovi Organizace spojených národů.
2. Výpověď nabývá účinnosti po uplynutí dvanácti měsíců ode dne, kdy generální tajemník obdržel písemné oznámení o výpovědi.

## Článek 13

### *Ukončení platnosti*

1. Jestliže po vstupu této Dohody v platnost je počet států, které jsou smluvními stranami, v průběhu po sobě následujících dvanácti měsíců menší než pět, pozbude tato Dohoda svou platnost po uplynutí výše uvedené dvanáctiměsíční lhůty.
2. V případě sjednání universální dohody, upravující kombinovanou přepravu nebezpečných věcí, pozbude každé ustanovení této Dohody, kromě těch, která se týkají výlučně vnitrozemské plavby, stavby a vybavení plavidel, přepravy volně ložených látek nebo přepravy tankovými plavidly, které by odporovalo libovolnému ustanovení této universální dohody, automaticky svou platnost ve vztazích mezi těmi smluvními stranami této Dohody, které by se staly smluvními stranami universální dohody, ode dne vstupu posledně jmenované dohody v platnost a nahradí se ipso facto příslušnými ustanoveními universální dohody.

## Článek 14

### *Prohlášení*

1. Každý stát může při podpisu této Dohody bez výhrad nebo při ukládání své ratifikační listiny, listiny o přijetí, schválení nebo přístupu nebo kdykoli později písemným sdělením zaslaným generálnímu tajemníkovi Organizace spojených národů prohlásit, že tato Dohoda bude uplatňována na všech nebo na některých územích, která zastupuje ve vnějších vztazích. Tato dohoda začne platit na území nebo k územím, uvedených ve sdělení, po uplynutí jednoho měsíce ode dne obdržení tohoto sdělení generálním tajemníkem.
2. Každý stát, který učiní v souladu s odstavcem 1 tohoto článku prohlášení o rozšíření platnosti této Dohody na jakékoliv území, které zastupuje ve vnějších vztazích, může vypovědět tuto Dohodu ve vztahu k tomuto území způsobem uvedeným v článku 12.
3. a) Kromě toho může každý stát při podpisu této Dohody bez výhrad nebo při ukládání své ratifikační listiny, listiny o přijetí, schválení nebo přístupu nebo kdykoli později učinit formou písemného sdělení generálnímu tajemníkovi Organizace spojených národů prohlášení o tom, že se tato Dohoda nebude vztahovat na některé určité vnitrozemské vodní cesty na jeho území, s podmínkou, že tyto vodní cesty nejsou zahrnuty do sítě vodních cest mezinárodního významu podle AGN. Je-li takovéto prohlášení učiněno poté, kdy stát bez výhrady podepsal tuto Dohodu nebo uložil svou ratifikační listinu, listinu o přijetí, schválení nebo přístupu, pozbude Dohoda platnost ve vztahu k příslušným vnitrozemským vodním cestám po uplynutí jednoho měsíce poté, kdy generální tajemník obdržel toto sdělení.  
b) Spolu s tím každý stát, na jehož území se nacházejí vodní cesty zahrnuté do AGN, na kterých v den přijetí této Dohody platí povinný mezinárodně-právní režim upravující přepravu nebezpečných věcí, může učinit prohlášení o tom, že použití této Dohody na takovýchto vodních cestách podléhá dodržení postupů uvedených v právním instrumentu, který tento režim stanovuje. Takovéto prohlášení se činí při podpisu této Dohody bez výhrad nebo při ukládání ratifikační listiny, listiny o přijetí, schválení nebo přístupu.
4. Každý stát, který učinil prohlášení podle odstavce 3 a) nebo 3 b) tohoto článku, může následně formou písemného oznámení generálnímu tajemníkovi Organizace spojených národů učinit prohlášení o tom, že se tato Dohoda vztahuje na všechny nebo některé jeho vnitrozemské vodní cesty uvedené v prohlášení, učiněném podle odstavce 3 a) nebo 3 b). Tato Dohoda se bude používat na vnitrozemských vodních cestách uvedených ve sdělení po uplynutí jednoho měsíce od dne, kdy generální tajemník obdržel toto sdělení.

## Článek 15

### *Spory*

1. Každý spor mezi dvěma nebo několika smluvními stranami týkající se výkladu nebo provádění této Dohody musí být, podle možnosti, řešen jednáním mezi stranami, které jsou účastníky sporu.
2. Každý spor, který nebude vyřešen cestou přímých jednání, může být předán smluvními stranami zúčastněnými ve sporu Administrativnímu výboru, který daný spor projedná a vydá doporučení k jeho řešení.
3. Každý spor, který nebude vyřešen v souladu s ustanoveními odstavce 1 nebo 2, musí být předán na žádost jedné ze smluvních stran ve sporu do rozhodčího řízení a v důsledku toho se předá jednomu nebo několika rozhodcům, zvoleným na základě dohody mezi stranami ve sporu. Jestliže strany ve sporu v průběhu tří měsíců ode dne předání žádosti o rozhodčí řízení nedosáhnou dohody ohledně výběru rozhodce nebo rozhodců, může se každá z těchto stran obrátit na generálního tajemníka Organizace spojených národů se žádostí, aby určil jediného rozhodce, kterému se spor předá k rozhodnutí.
4. Rozhodnutí rozhodce nebo rozhodců určených v souladu s odstavcem 3 tohoto článku je závazné pro smluvní strany zúčastněné ve sporu.

## Článek 16

### *Výhrady*

1. Každý stát může při podpisu této Dohody bez výhrad nebo při ukládání ratifikační listiny, listiny o přijetí, schválení nebo přístupu k ní učinit prohlášení, že se nepovažuje být vázán článkem 15. Ostatní smluvní strany nejsou vázány článkem 15 ve vztahu ke každé smluvní straně, která takovou výhradu učinila.
2. Každý smluvní stát, který učinil výhradu v souladu s odstavcem 1 tohoto článku, ji může kdykoli vzít zpět písemným oznámením zaslaným generálnímu tajemníkovi Organizace spojených národů.
3. Výhrady, které nejsou předpokládány touto Dohodou, se nepřipouštějí.

## Článek 17

### *Administrativní výbor*

1. Pro projednávání implementace této Dohody, posouzení jakýchkoliv k ní navržených změn a rovněž opatření k zajištění jednotného výkladu a používání jejích ustanovení se zřizuje Administrativní výbor.
2. Smluvní strany jsou členy tohoto Administrativního výboru. Výbor může rozhodnout, že státy uvedené v článku 10 odst. 1 této Dohody, které nejsou smluvními stranami, jakýkoliv jiný členský stát Evropské hospodářské komise nebo Organizace spojených národů nebo představitelé mezinárodních vládních nebo nevládních organizací se mohou účastnit jeho zasedání jako pozorovatelé při projednávání otázek, které je zajímají.
3. Generální tajemník Organizace spojených národů a generální tajemník Ústřední komise pro plavbu na Rýně zajišťují funkci sekretariátu Administrativního výboru.
4. Administrativní výbor volí každoročně na svém prvním zasedání předsedu a místopředsedu.
5. Výkonný tajemník Evropské hospodářské komise svolává Administrativní výbor každoročně nebo v jiných intervalech stanovených Výborem a rovněž na základě žádosti nejméně pěti smluvních stran.
6. Pro přijetí rozhodnutí je nutné kvórum, které představuje nejméně jednu polovinu Smluvních stran.
7. O návrzích se hlasuje. Každá smluvní strana přítomná na zasedání má jeden hlas. Platí tato pravidla:
  - a) navrhované změny stávající Dohody a rozhodnutí o nich se přijímají v souladu s ustanoveními článku 19 odst. 2;
  - b) navrhované změny příložených Předpisů a rozhodnutí o nich se přijímají v souladu s ustanoveními článku 20 odst. 4;
  - c) návrhy a rozhodnutí, které se týkají doporučení na uznání klasifikačních společností nebo odvolání takových doporučení, se přijímají v souladu s postupem podle článku 20 odst. 4;

- d) každý návrh nebo rozhodnutí, kromě těch, které jsou uvedeny v pododstavcích a) až c) výše, se přijímají většinou hlasů přítomných a hlasujících členů Administrativního výboru.
8. Administrativní výbor může vytvářet pracovní skupiny, které považuje za nutné pro poskytnutí pomoci při plnění svých funkcí.
9. Při neexistenci příslušných ustanovení ve stávající Dohodě se používá jednací řád Evropské hospodářské komise, jestliže Administrativní Výbor nepřijme jiné rozhodnutí.

## Článek 18

### ***Výbor pro otázky bezpečnosti***

K projednání jakýchkoliv návrhů na změny příložených Předpisů, zejména návrhů, které se týkají plavební bezpečnosti, stavby, vybavení a posádek plavidel, se ustanovuje Výbor pro otázky bezpečnosti. Výbor pracuje v rámci činnosti orgánů Evropské hospodářské komise, Ústřední komise pro plavbu na Rýně a Dunajské komise, které jsou kompetentní v oblasti přepravy nebezpečných věcí po vnitrozemských vodních cestách.

## Článek 19

### ***Postup při provádění změn této Dohody s výjimkou příložených Předpisů***

1. Změny této Dohody, s výjimkou příložených Předpisů, se mohou provádět na návrh smluvní strany v souladu s postupem stanoveným tímto článkem.
2. Každá navržená změna této Dohody, s výjimkou příložených Předpisů, se projednává Administrativním výborem. Každou takovou změnu, projednanou nebo připravenou na zasedání Administrativního výboru a přijatou Administrativním výborem dvouřetinovou většinou přítomných a hlasujících členů, sdělí generální tajemník Organizace spojených národů smluvním stranám za účelem schválení.
3. Každá změna zaslaná ke schválení v souladu s ustanovením odstavce 2, vstupuje v platnost pro všechny smluvní strany po šesti měsících od uplynutí lhůty dvaceti čtyř měsíců od data odeslání sdělení o takovéto změně, jestliže v této lhůtě neobdrží generální tajemník Organizace spojených národů v písemné formě žádné námitky proti navrhované změně od kterékoliv smluvní strany.

## Článek 20

### ***Postup při provádění změn příložených Předpisů***

1. Změny příložených Předpisů mohou být prováděny na návrh smluvní strany.  
Generální tajemník Organizace spojených národů může rovněž navrhovat změny směřující ke sladění příložených Předpisů s jinými mezinárodními dohodami týkajícími se přepravy nebezpečných věcí nebo s Doporučeními Organizace spojených národů pro přepravu nebezpečných věcí, jakož i změny navrhované pomocným orgánem Evropské hospodářské komise majícím působnost v oblasti přepravy nebezpečných věcí.
2. Každá navrhovaná změna příložených Předpisů se v zásadě předává k projednání Výboru pro otázky bezpečnosti, který předává přijaté návrhy změn Administrativnímu výboru.
3. Na výslovnou žádost Smluvní strany, nebo jestliže to sekretariát Administrativního výboru považuje za účelné, mohou být navrhované změny rovněž předkládány přímo Administrativnímu výboru. Takové navrhované změny se projednávají na prvním zasedání, a když jsou považovány za přijatelné, znovu na příštím zasedání Výboru spolu s jakýmkoliv jinými, k nim se vztahujícími návrhy, pokud Výbor nepřijme jiné rozhodnutí.
4. Rozhodnutí o návrzích změn a o předkládaných navrhovaných změnách předaných Administrativnímu výboru v souladu s odstavci 2 a 3, se přijímají většinou přítomných a hlasujících členů. Přitom se změna nepovažuje za přijatou, jestliže nejméně pět členů oznámí ihned po hlasování svoji výhradu. Přijaté změny zasílá generální tajemník Organizace spojených národů smluvním stranám ke schválení.
5. Každý návrh změny příložených Předpisů, zaslaný za účelem schválení v souladu s odstavcem 4, se považuje za schválený, jestliže v průběhu tří měsíců ode dne jeho zoeslání generálním tajemníkem nejméně jedna třetina smluvních stran nebo pět z nich, jestliže jedna třetina převyšuje tento počet, nesdělí písemně generálnímu tajemníkovi svoji výhradu proti navrhované změně. Považuje-li se změna za schválenou, vstupuje v platnost pro všechny smluvní strany po uplynutí další tříměsíční lhůty, s výjimkou následujících případů:

- a) v případě, kdy obdobné změny k jiným mezinárodním dohodám upravujícím přepravu nebezpečných věcí již vstoupily v platnost, nebo vstoupí v platnost od jiného data, může generální tajemník na základě písemné žádosti výkonného tajemníka Evropské hospodářské komise rozhodnout o tom, že daná změna vstupuje v platnost po uplynutí jiné lhůty tak, aby byl zajištěn současný vstup v platnost těchto změn a změn jiných takových dohod, nebo není-li toto možné, co nejrychlejší vstup v platnost této změny po vstupu v platnost změn v jiných dohodách; takováto lhůta přitom nemůže být kratší než jeden měsíc;
- b) při přijetí návrhu změny může Administrativní výbor stanovit lhůtu, která přesahuje tři měsíce, s cílem vstupu v platnost změny v případě jejího schválení.

## Článek 21

### ***Žádosti, sdělení a námitky***

Generální tajemník Organizace spojených národů informuje všechny smluvní strany a všechny státy uvedené v článku 10 odst. 1 této Dohody, o všech žádostech, sděleních nebo námitkách učiněných v souladu s výše uvedenými články 19 a 20 a rovněž o schválení a o datu vstupu v platnost každé změny.

## Článek 22

### ***Revizní konference***

1. Nehledě na postupy podle článků 19 a 20 se může každá smluvní strana písemným oznámením obrátit na generálního tajemníka Organizace spojených národů se žádostí o svolání konference za účelem revize této Dohody.

Revizní konferenci, na kterou jsou pozvány všechny smluvní strany a všechny státy uvedené v článku 10 odst. 1, svolá výkonný tajemník Evropské hospodářské komise, jestliže v průběhu šesti měsíců od data odeslání oznámení generálním tajemníkem Organizace spojených národů mu nejméně čtvrtina smluvních stran sdělí svůj souhlas s touto žádostí.

2. Nehledě na postup podle článků 19 a 20 bude revizní konference, na kterou se pozvou všechny smluvní strany a všechny státy uvedené v článku 10 odst. 1, rovněž svolána výkonným tajemníkem Evropské hospodářské komise po obdržení písemného sdělení o příslušné žádosti Administrativního výboru. Administrativní výbor přijímá rozhodnutí o vyslovení takovéto žádosti většinou přítomných a hlasujících členů Výboru.
3. Je-li v souladu s odstavcem 1 nebo 2 tohoto článku svolána konference, navrhne výkonný tajemník Evropské hospodářské komise smluvním stranám, aby do tří měsíců předaly návrhy, které by chtěly mít projednány na konferenci.
4. Nejpozději šest měsíců před zahájením konference rozešle výkonný tajemník Evropské hospodářské komise všem smluvním stranám a všem státům uvedených v článku 10 odst. 1 předběžný program konference a rovněž texty takovýchto návrhů.

## Článek 23

### ***Depozitář***

Depozitářem této Dohody je generální tajemník Organizace spojených národů.

**NA DŮKAZ TOHO** níže podepsaní, náležitě k tomu zmocnění, podepsali tuto Dohodu.

**DÁNO v Ženevě** dne dvacátého šestého května roku dva tisíce v jednom vyhotovení v jazyce anglickém, francouzském, německém a ruském a v případě textu vlastní dohody a ve francouzském jazyce v případě textu přiložených Předpisů, přičemž všechny čtyři texty vlastní dohody mají stejnou platnost.

Generálnímu tajemníkovi Organizace spojených národů se navrhuje připravit překlad přiložených Předpisů do anglického a ruského jazyka.

Generálnímu tajemníkovi Ústřední Komise pro plavbu na Rýně se navrhuje připravit překlad přiložených Předpisů do německého jazyka.

# **ČÁST 1**

## **VŠEOBECNÁ USTANOVENÍ**

## KAPITOLA 1.1

### ROZSAH A POUŽITÍ

#### 1.1.1 Struktura

Pravidla tvořící přílohu k ADN jsou rozdělena do devíti částí. Každá část se dělí do kapitol a každá kapitola do oddílů a pododdílů (viz obsah). Uvnitř každé části je číslo části zahrnuto do čísel kapitol, oddílů a pododdílů, např. část 2, kapitola 2, oddíl 1 je očíslován „2.2.1“.

#### 1.1.2 Rozsah platnosti

1.1.2.1 Pro účely článku 2 odstavce 2 (a) a článku 4 Pravidla přiložená k ADN uvádějí:

- (a) nebezpečné věci, které jsou z mezinárodní přepravy vyloučeny;
- (b) nebezpečné věci, které jsou připuštěny k mezinárodní přepravě, a podmínky, které musí být při této přepravě splněny (včetně vynětí z platnosti), zejména:
  - klasifikace věcí, včetně klasifikačních kritérií a příslušných zkušebních metod;
  - používání obalů (včetně společného balení);
  - používání cisteren (včetně jejich plnění);
  - postupy před odesláním (včetně nápisů a bezpečnostních značek na kusech a označování vozidel a železničních vozů, označování plavidel, jakož i doklady a požadované informace);
  - ustanovení o konstrukci, zkoušení a schvalování obalů a cisteren;
  - používání dopravních prostředků (včetně nakládky, společné nakládky a vykládky).

1.1.2.2 Pro účely článku 5 ADN uvádí oddíl 1.1.3 této kapitoly případy, kdy je přeprava nebezpečných věcí částečně nebo úplně vyňata z platnosti podmínek stanovených ADN.

1.1.2.3 Pro účely článku 7 ADN uvádí kapitola 1.5 této části pravidla týkající se odchylek, zvláštních povolení a rovnocenných opatření, které tento článek stanoví.

1.1.2.4 Pro účely článku 8 ADN uvádí kapitola 1.6 této části přechodná opatření týkající se aplikace Pravidel přiložených k ADN.

1.1.2.5 Ustanovení ADN se vztahují také na prázdná plavidla nebo plavidla, která byla vyložena, pokud nákladní prostory, nákladní tanky nebo nádoby nebo cisterny naložené na plavidla nejsou prosty nebezpečných látek nebo plynů, s výjimkou vynětí z platnosti podmínek ADN uvedených v oddílu 1.1.3.

#### 1.1.3 Vynětí z platnosti

##### 1.1.3.1 Vynětí z platnosti vztahující se k druhu přepravy

Ustanovení uvedená v ADN se nevztahují na:

- (a) přepravu nebezpečných věcí soukromými osobami, pokud jsou dotyčné věci baleny pro maloobchodní prodej a jsou určeny pro jejich osobní nebo domácí použití nebo pro jejich aktivity ve volném čase nebo pro sportovní činnost, pokud byla učiněna opatření k zamezení úniku obsahu za normálních přepravních podmínek. Pokud jsou tyto věci hořlavými kapalinami přepravovanými v opakovaně plnitelných nádobách naplněných soukromými osobami nebo pro tyto osoby, nesmí celkové množství překročit 60 litrů na nádobu a 240 litrů na nákladní dopravní jednotku. Nebezpečné věci v IBC, velkých obalech nebo cisternách se nepovažují za věci balené pro maloobchodní prodej;
- (b) (Vypuštěno);
- (c) přepravu prováděnou podniky jako vedlejší činnost k jejich hlavní činnosti, jako je zásobování stavenišť pozemních nebo inženýrských staveb nebo zpětné jízdy z nich, nebo přepravy

související s měřičskými, opravářskými a údržbářskými pracemi, v množstvích nejvýše 450 litrů v jednom obalu, včetně IBC a velkých obalů, a nepřekračujících nejvyšší celkovou množství uvedená v pododdílu 1.1.3.6. Musí být učiněna opatření k zamezení úniku obsahu za normálních podmínek přepravy. Tato vynětí se nevztahují na třídu 7.

Přepravy prováděné takovými podniky pro jejich zásobování nebo vnější nebo vnitřní distribuci však nespádají do rozsahu tohoto vynětí;

- (d) přepravu prováděnou zásahovými jednotkami nebo pod jejich dozorem, pokud je taková přeprava nutná ve vztahu k nouzovým opatřením, zejména přepravu prováděnou za účelem sběru nebezpečných věcí, které byly zapleteny do mimořádné události nebo nehody, a jejich přemístění na bezpečné místo.
- (e) nouzové přepravy prováděné pod dozorem příslušných orgánů, určené pro záchranu lidských životů nebo ochranu životního prostředí, za podmínky, že byla učiněna všechna opatření zajišťující plnou bezpečnost takové přepravy;
- (f) přepravu nevyčištěných prázdných stabilních nebo skladovacích nádob, které obsahovaly plyny třídy 2, skupin A, O nebo F, látky třídy 3 nebo třídy 9 spadající pod obalovou skupinu II nebo III, nebo pesticidy třídy 6.1 spadající pod obalovou skupinu II nebo III, za dodržení následujících podmínek:

Všechny otvory, s výjimkou zařízení pro vyrovnávání tlaku (pokud jsou), jsou hermeticky uzavřeny;

Byla učiněna opatření k zamezení jakéhokoli úniku obsahu za normálních podmínek přepravy;  
a

Náklad je upevněn v lůžkách nebo latěních nebo jiných manipulačních prostředcích nebo ve vozidle nebo kontejneru takovým způsobem, aby se nemohl uvolnit ani posunout za normálních podmínek přepravy.

Toto vynětí se nevztahuje na stabilní nebo skladovací nádoby, které obsahovaly znečištěné výbušné látky nebo látky, jejichž přeprava je podle ADN zakázána.

**POZNÁMKA:** K radioaktivním látkám viz také 1.7.1.4.

### 1.1.3.2

#### **Vynětí z platnosti pro přepravu plynů**

Ustanovení uvedená v ADN se nevztahují na přepravu:

- (a) (Vyhrazeno)
- (b) (Vyhrazeno)
- (c) plynů skupin A a O (podle pododdílu 2.2.2.1), jestliže tlak plynu v nádobě nebo cisterně při teplotě 20 °C nepřevyšuje 200 kPa (2 bary) a jestliže plyn není zkapalněným nebo hluboce zchlazeným zkapalněným plynem. To platí pro všechny druhy nádob nebo cisteren, např. rovněž pro různé části strojů a přístrojů;

**POZNÁMKA:** Toto vynětí se nevztahuje na lampy a žárovky. K lampám a žárovkám viz 1.1.3.10.

- (d) plynů obsažených v zařízeních, používaných k provozu plavidla (např. v hasicích přístrojích), včetně náhradních dílů;
- (e) (Vyhrazeno)
- (f) plynů obsažených v potravinách (kromě UN 1950), včetně sycených nápojů;
- (g) plynů obsažených v míčích určených pro použití ve sportech; a
- (h) (Vypuštěno)

**1.1.3.3 Vynětí z platnosti vztahující se na nebezpečné věci používané pro pohon přepravovaných plavidel, vozidel, železničních vozů nebo po silnici nepojízdných strojních zařízení, pro činnost jejich zvláštní výbavy, pro jejich údržbu a bezpečnost**

Požadavky ADN se nevztahují na látky používané

- přepravovaných plavidel, vozidel, železničních vozů nebo po silnici nepojízdných strojních zařízení<sup>1</sup>;
- pro údržbu plavidel;
- pro činnost nebo údržbu jejich trvale zabudované zvláštní výbavy;
- pro činnost nebo údržbu jejich mobilní zvláštní výbavy používané nebo určené k použití během přepravy; nebo
- k zajištění bezpečnosti,

a které jsou přepravovány na plavidle v obalech, nádobách nebo cisternách určených pro použití k tomuto účelu.

**1.1.3.4 Vynětí z platnosti podle zvláštních ustanovení nebo pro nebezpečné věci balené v omezených nebo vyňatých množstvích**

**POZNÁMKA:** K radioaktivním látkám viz také 1.7.1.4

1.1.3.4.1 Některá zvláštní ustanovení kapitoly 3.3 vyjímají částečně nebo úplně přepravu určitých nebezpečných věcí z platnosti ustanovení ADN. Toto vynětí z platnosti platí pouze tehdy, pokud je ve sloupci (6) tabulky A kapitoly 3.2 uvedeno zvláštní ustanovení u příslušné položky nebezpečných věcí.

1.1.3.4.2 Některé nebezpečné věci mohou podléhat vynětí z platnosti, pokud jsou splněny podmínky uvedené v kapitole 3.4.

1.1.3.4.3 Některé nebezpečné věci mohou podléhat vynětím z platnosti, pokud jsou splněny podmínky kapitoly 3.5.

**1.1.3.5 Vynětí z platnosti pro prázdné nevyčištěné obaly**

Prázdné nevyčištěné obaly (včetně IBC a velkých obalů), které obsahovaly látky tříd 2, 3, 4.1, 5.1, 6.1, 8 a 9, nepodléhají ustanovením ADN, jestliže byla provedena přiměřená opatření vylučující jakékoli nebezpečí. Nebezpečí jsou vyloučena, jestliže byla provedena přiměřená opatření vylučující všechna nebezpečí tříd 1 až 9.

**1.1.3.6 Vynětí z platnosti pro množství přepravovaná plavidly**

1.1.3.6.1 (a) V případě přepravy nebezpečných věcí v kusech se ustanovení ADN, s výjimkou 1.1.3.6.2, nepoužijí, jestliže brutto hmotnost všech přepravovaných nebezpečných věcí nepřesahuje 3 000 kg.

Toto ustanovení se nepoužije pro přepravu:

- (i) látky a předměty třídy 1;
- (ii) látky třídy 2, skupin T, F, TF, TC, TO, TFC nebo TOC podle 2.2.2.1.3 a aerosoly skupin C, CO, F, FC, T, TF, TC, TO, TFC a TOC podle 2.2.2.1.6;
- (iii) látky tříd 4.1 nebo 5.2, pro které se ve sloupci (5) tabulky A kapitoly 3.2 vyžaduje bezpečnostní značka vzoru č. 1;
- (iv) látky třídy 6.2, kategorie A;

<sup>1</sup> K definici po silnici nepojízdného strojního zařízení viz odstavec 2.7 Konsolidované rezoluce o konstrukci vozidel (R.E.3) (dokument Spojených národů ECE/TRANS/WP. 29/78/Rev.3) nebo článek 2 Směrnice 97/68/ES Evropského parlamentu a Rady z 16. prosince 1997 o sblížení právních a správních předpisů členských států týkajících se opatření proti emisím plyných a prachových škodlivin z motorů s vnitřním spalováním určených pro po silnici nepojízdná strojní zařízení (Úřední věstník Evropských společenství č. L 059 z 27. února 1998).



(v) látky třídy 7, jiné než UN 2908, 2909, 2910 a 2911;

(vi) látky přiřazené k obalové skupině I;

(vii) látky přepravované v cisternách;

(b) V případě přepravy nebezpečných věcí v kusech, s výjimkou cisteren, ustanovení ADN, s výjimkou ustanovení bodu 1.1.3.6.2 se nepoužívá pro přepravu:

- látky třídy 2, skupiny F podle 2.2.2.1.3 nebo aerosoly skupiny F podle 2.2.2.1.6; nebo

- látky přiřazené k obalové skupině I, kromě látek třídy 6.1

jestliže celková brutto hmotnost těchto věcí nepřesahuje 300 kg.

#### 1.1.3.6.2

Avšak pro přepravu podle vynětí z platnosti pro množství podle 1.1.3.6.1, se přitom použijí následující požadavky:

(a) zůstává v platnosti povinnost hlášení v souladu s 1.8.5;

(b) kusy, s výjimkou dopravních prostředků a kontejnerů (včetně snímatelných koreb), musí odpovídat požadavkům pro obaly částí 4 a 6 ADR nebo RID; použijí se ustanovení kapitoly 5.2 pro označování nápisy a bezpečnostními značkami;

(c) na palubě se musí nacházet tyto dokumenty:

- přepravní doklady (viz. 5.4.1.1); musí být v souladu se všemi nebezpečnými věcmi naloženými na plavidle;

- plán uložení nákladu (viz. 7.1.4.11.1);

(d) věci musí být uloženy do nákladních prostor.

Toto ustanovení se nepoužije pro nebezpečné věci naložené do:

- uzavřené kontejnery;

- vozidla nebo vagony kryté plachtou;

(e) věci různých tříd musí být od sebe horizontálně ukládány na vzdálenost nejméně 3,00 m. Ukládání takových věcí na sebe se nepřipouští.

Toto ustanovení se nepoužívá pro:

- uzavřené kontejnery;

- vozidla nebo vagony kryté plachtou;

(f) pro námořní plavidla a plavidla vnitrozemské plavby, kde jsou naloženy pouze kontejnery, výše uvedené požadavky pod písmeny (d) a (e) se považují za splněné, pokud jsou dodržena ustanovení IMDG Code o uložení a vzájemném oddělení a je o tom uveden zápis v přepravním dokladu.

#### 1.1.3.7

##### ***Vynětí z platnosti pro přepravu systémů akumulace a výroby elektrické energie***

Ustanovení uvedená v ADN se nevztahují na systémy akumulace a výroby elektrické energie (např. lithiové baterie, elektrické kondenzátory, asymetrické kondenzátory, zásobníkové systémy s hydridem kovu a palivové články):

(a) instalované v dopravních prostředcích provádějících přepravu a určené pro jejich pohon nebo pro provoz kteréhokoli z jejich zařízení;

(b) obsažené ve výbavě pro provoz tohoto zařízení, používané nebo určené k použití během přepravy (např. laptop).

#### 1.1.3.8

##### ***(Vyhrazeno)***

#### 1.1.3.9 **Vynětí z platnosti vztahující se na nebezpečné věci používané pro chlazení nebo kondicionování během přepravy**

Jsou-li ve vozidlech, železničních vozech nebo kontejnerech používány pro účely chlazení nebo kondicionování nebezpečné věci, které jsou jen dusivé (které ředí nebo nahrazují kyslík normálně v ovzduší), podléhají pouze ustanovením oddílu 5.5.3.

#### 1.1.3.10 **Vynětí z platnosti vztahující se na přepravu lamp a žárovek obsahujících nebezpečné věci**

Následující lampy a žárovky nepodléhají ADN, pokud neobsahují radioaktivní látku a neobsahují rtuť v množstvích větších, než jsou množství uvedená ve zvláštním ustanovení 366 kapitoly 3.3:

- (a) Lampy a žárovky, které jsou sesbírány přímo od jednotlivců a z domácností, jsou-li přepravovány do sběrného nebo recyklačního objektu;

**POZNÁMKA:** Toto zahrnuje také lampy a žárovky přinesené nebo přivezené jednotlivci do prvního sběrného místa a poté přepravované do jiného sběrného místa, mezizpracovatelského nebo recyklačního objektu.

- (b) Lampy a žárovky, každá z nich obsahující nejvýše 1 gram nebezpečných věcí, a zabalené tak, že je nejvýše 30 gramů nebezpečných věcí v jednom kusu, za podmínky, že

- (i) lampy a žárovky jsou vyrobeny v souladu s certifikovaným systémem řízení kvality;

**POZNÁMKA:** ISO 9001 smí být použita k tomuto účelu.

a

- (ii) lampy nebo žárovky jsou buď jednotlivě zabaleny ve vnitřních obalech a odděleny přepážkami, nebo každá obklopena fixačním materiálem, aby byly chráněny, a poté zabaleny do pevných vnějších obalů splňujících všeobecná ustanovení uvedená v 4.1.1.1 ADR a schopných vyhovět při zkoušce volným pádem z výšky 1,2 metru;

- (c) Použité, poškozené nebo vadné lampy a žárovky, každá z nich obsahující nejvýše 1 gram nebezpečných věcí s nejvýše 30 gramy nebezpečných věcí na kus, jsou-li přepravovány ze sběrného nebo recyklačního objektu. Lampy a žárovky musí být zabaleny do pevných vnějších obalů, dostačujících k zamezení úniku obsahu za normálních podmínek přepravy, splňujících všeobecná ustanovení uvedená v 4.1.1.1 ADR a které jsou schopné vyhovět zkoušce volným pádem z výšky nejméně 1,2 metru;
- (d) Lampy a žárovky obsahující jen plyny skupin A a O (podle 2.2.2.1), za podmínky, že jsou zabaleny tak, aby účinky rozletu při jakémkoli prasknutí lampy nebo žárovky byly omezeny na vnitřek kusu.

**POZNÁMKA:** Lamy a žárovky obsahující radioaktivní látky jsou popsány v 2.2.7.2.2.2 (b).

### 1.1.4 **Použitelnost jiných předpisů**

#### 1.1.4.1 **Všeobecně**

Následující požadavky se vztahují na kusy:

- (a) v případě obalů (včetně velkých obalů a IBC) musí být dodržena příslušná ustanovení jednoho z mezinárodních předpisů (viz též část 4 a část 6);
- (b) v případě kontejnerů, cisternových kontejnerů, přemístitelných cisteren a vícečlánkových kontejnerů na plyn (MEGC) musí být dodržena příslušná ustanovení ADR, RID nebo IMDG Code (viz též část 4 a část 6);
- (c) v případě vozidel nebo železničních vozů musí vozidla nebo železniční vozy a jejich náklad splňovat příslušná ustanovení ADR nebo RID.

**POZNÁMKA:** K označování nápisy, bezpečnostními značkami, velkými bezpečnostními značkami a oranžovými tabulkami viz též kapitoly 5.2 a 5.3.

#### **1.1.4.2 Přeprava v přepravním řetězci zahrnujícím námořní, silniční, železniční nebo leteckou dopravu**

1.1.4.2.1 Kusy, kontejnery, kontejnery pro volně ložené látky, přemístitelné cisterny, cisternové kontejnery a MEGC, které neodpovídají plně ustanovením pro balení, společné balení, nápisy a bezpečnostní značky na kusech nebo označení velkými bezpečnostními značkami a oranžovými tabulkami ADN, ale odpovídají ustanovením IMDG Code (pro námořní dopravu) nebo ICAO Technické pokyny (pro leteckou dopravu) musí být připuštěny k přepravě v přepravním řetězci zahrnujícím námořní nebo leteckou dopravu, pokud splňují následující podmínky:

- (a) pokud kusy nejsou opatřeny nápisy a bezpečnostními značkami podle ADR, musí být označeny nápisy a bezpečnostními značkami podle IMDG Code pro námořní nebo podle ICAO Technické pokyny pro leteckou přepravu;
- (b) pro společné balení v jednom kusu platí předpisy IMDG Code nebo ICAO Technické pokyny;
- (c) jestliže kontejnery, kontejnery pro volně ložené látky, přemístitelné cisterny, cisternové kontejnery nebo MEGC nejsou pro přepravu v dopravním řetězci zahrnujícím námořní přepravu označeny velkými bezpečnostními značkami a výstražnými oranžovými tabulkami podle kapitoly 5.3 těchto Pravidel, musí být opatřeny velkými bezpečnostními značkami a označením podle kapitoly 5.3 IMDG Code. V tomto případě se vztahují na označení vozidla samého pouze ustanovení uvedená v 5.3.2.1.1 těchto Pravidel. Toto ustanovení se vztahuje i na prázdné nevyčištěné přemístitelné cisterny, cisternové kontejnery a MEGC a též na jejich následnou přepravu do čistící stanice.

Tato odchylka se nevztahuje na věci, které jsou zařazeny jako nebezpečné věci tříd 1 až 9 ADN, ale nejsou považovány za nebezpečné podle příslušných ustanovení IMDG Code nebo ICAO Technické pokyny.

1.1.4.2.2 Jestliže námořní, silniční, železniční nebo letecká přeprava následuje nebo předchází přepravě vnitrozemskou vodní dopravou, může být přepravní doklad používán nebo vyžadován v námořní, silniční, železniční nebo letecké přepravě použit namísto přepravního dokladu předepsaného v oddílu 5.4.1 za předpokladu, že údaje, které obsahuje, jsou v souladu s platnými ustanoveními IMDG Code, ADR, RID nebo ICAO Technické pokyny, s výjimkou toho, že když jsou podle ADN vyžadovány dodatečné informace, musí být tyto informace doplněny nebo zapsány na vhodném místě.

**POZNÁMKA:** K přepravě podle 1.1.4.2.1 viz též 5.4.1.1.7. K přepravě v kontejnerech viz též 5.4.2.

#### **1.1.4.3 Používání přemístitelných cisteren typu IMO schválených pro námořní dopravu**

Přemístitelné cisterny typu IMO (typy 1, 2, 5 a 7), které neodpovídají předpisům kapitol 6.7 nebo 6.8 ADR, ale které byly vyrobeny a schváleny před 1. lednem 2003 podle ustanovení IMDG Code (Změna 29-98), smějí být dále používány za podmínky, že odpovídají příslušným ustanovením IMDG Code o periodických inspekcích a zkouškách<sup>2</sup>. Kromě toho musí splňovat ustanovení odpovídající pokynům uvedeným ve sloupcích (10) a (11) tabulky A v kapitole 3.2 a ustanovením kapitoly 4.2 ADR. Viz též 4.2.0.1 IMDG Code.

#### **1.1.4.4 (Vyhrazeno)**

#### **1.1.4.5 (Vyhrazeno)**

#### **1.1.4.6 1.1.4.6 Jiné předpisy pro přepravu vnitrozemskou vodní dopravou**

1.1.4.6.1 V souladu s článkem 9 ADN zůstávají přepravy podrobeny místním, regionálním a mezinárodním předpisům obecně platným pro přepravu věcí vnitrozemskou vodní dopravou.

1.1.4.6.2 Jsou-li ustanovení těchto Pravidel v rozporu s ustanoveními uvedenými v 1.1.4.6.1, ustanovení uvedená v 1.1.4.6.1 se nepoužijí.

<sup>2</sup> Mezinárodní námořní organizace (IMO) vydala oběžníkem CCC.1/Circ.3 „Směrnici pro další používání existujících přemístitelných cisteren a silničních cisternových vozidel typu IMO pro přepravu nebezpečných věcí“. Text směrnice je možno nalézt na webových stránkách IMO: [www.imo.org](http://www.imo.org).

**1.1.5****Použití norem**

Pokud se vyžaduje použití normy a existuje rozpor mezi touto normou a ustanoveními ADN, mají ustanovení ADN přednost.

Požadavky normy, které nejsou v rozporu s ADN, se použijí tak, jak je stanoveno, včetně požadavků jakékoli jiné normy nebo části normy, na něž tato norma odkazuje jako na normativní.

## KAPITOLA 1.2

### DEFINICE A MĚROVÉ JEDNOTKY

#### 1.2.1

#### Definice

**POZNÁMKA:** Tento oddíl obsahuje všechny všeobecné a zvláštní definice.

Pro účely těchto pravidel:

#### A

**ADR** Evropská dohoda o mezinárodní silniční přepravě nebezpečných věcí;

**Aerosol nebo Aerosolový rozprašovač** předmět sestávající z nádoby pro jedno použití splňující ustanovení oddílu 6.2.4 ADR, vyrobený z kovu, skla nebo plastu a obsahující plyn, zkapalněný nebo rozpuštěný pod tlakem, s kapalinou nebo bez kapaliny, pastu nebo prášek, a vybavený rozprašovacím zařízením umožňujícím rozprášení obsahu ve formě tuhých nebo kapalných částic ve směsi s plynem ve formě pěny, pasty nebo prášku nebo v kapalném nebo plynném stavu;

**ASTM** American Society for Testing and Materials (Americká společnost pro zkoušení a materiály) (ASTM International, 100 Barr Harbor Drive, PO Box C700, West Conshohocken, PA, 19428-2959, United States of America);

#### B

**Balič** podnik, který balí nebezpečné věci do obalů, včetně velkých obalů a IBC, a, pokud je to nutné, připravuje kusy k přepravě;

**Bateriové vozidlo** vozidlo se souborem článků vzájemně propojených sběrným potrubím, stabilně upevněných na tomto vozidle. Následující články jsou považovány za články bateriového vozidla: láhve, trubkové nádoby, svazky lahví (známé též jako rámy), tlakové sudy, jakož i cisterny určené pro přepravu plynů, jak jsou definovány v 2.2.2.1.1, s vnitřním objemem větším než 450 litrů;

**Bateriový vůz** železniční vůz se souborem článků vzájemně propojených sběrným potrubím, stabilně upevněných na železničním voze. Následující články jsou považovány za články bateriového vozu: láhve, trubkové nádoby, svazky lahví (známé též jako rámy), tlakové sudy, jakož i cisterny určené pro přepravu plynů třídy 2 s vnitřním objemem větším než 450 litrů;

**Bedna** pravoúhlý nebo mnohoúhelníkový plnostěnný obal z kovu, dřeva, překližky, rekonstituovaného dřeva, lepenky, plastu nebo jiného vhodného materiálu. Malé otvory pro usnadnění manipulace nebo otevírání nebo pro splnění klasifikačních požadavků jsou dovoleny, pokud nejsou v rozporu s požadavkem neporušení obalu během přepravy;

**Bezpečná zóna** určená, rozpoznatelná zóna mimo oblast nákladu, která může být snadno přístupná pro všechny osoby na plavidle. Bezpečná zóna poskytuje ochranu proti identifikovaným nebezpečím od nákladu pomocí postřikovacího zařízení po dobu nejméně 60 minut. Bezpečná zóna může být během nehody evakuována. Bezpečná zóna je nepřístupná, je-li identifikovaným nebezpečím výbuch;

**Bezpečné útočiště** určená, rozpoznatelná, snadno přístupná buňka (stabilní nebo plovoucí) schopná ochránit všechny osoby na plavidle proti identifikovaným nebezpečím od nákladu po dobu nejméně šedesáti minut, během nichž je možná komunikace s pohotovostními a záchrannými službami. Bezpečné útočiště může být integrováno do kormidelny nebo do obytného prostoru. Bezpečné útočiště může být během nehody evakuováno. Bezpečné útočiště je nepřístupné, je-li identifikovaným nebezpečím výbuch. Bezpečné útočiště na plavidle a plovoucí bezpečné útočiště mimo plavidlo jsou certifikovány uznanou klasifikační společností. Bezpečné útočiště na pevnině je konstruováno podle místních právních předpisů;

**Bezpečnostní plán v případě havárie** plán obsahující hranice vodotěsných částí plavidla sloužící jako základ pro výpočet stability v případě vzniku trhliny v plavidle, opatření k vyrovnaní náklonu

pravidla, který vznikl vniknutím vody, jakož i všechna uzavírací zařízení, která musí být během plavby uzavřena;

**Bezpečnostní poradce** je osoba, která je v podniku, jehož činnosti zahrnují přepravu, nebo s ní související operace balení, nakládky, plnění nebo vykládky, nebezpečných věcí vnitrozemskou vodní dopravou, odpovědná za pomoc při zabránění rizikům vlastním přepravě nebezpečných věcí;

**Biologický/technický název** název běžně používaný ve vědeckých a technických příručkách, časopisech a textech. Obchodní název se pro tyto účely nesmí používat;

**Bod vzplanutí (Fp)** nejnižší teplota kapaliny, při které její páry tvoří se vzduchem hořlavou směs;

## C

**CDNI** Úmluva o sběru, skladování a přijímání odpadů vzniklých během plavby po Rýnu a jiných vnitrozemských vodních cestách;

**CEVNI** Evropský předpis pro vnitrozemské vodní cesty EHK OSN;

**CGA** Compressed Gas Association (Sdružení pro stlačené plyny) (CGA, 14501 George Carter Way, Suite 103, Chantilly, VA 20151, United States of America);

**CIM** Jednotná pravidla týkající se smlouvy o mezinárodní železniční nákladní přepravě (Přípojek B Úmluvy o mezinárodní železniční přepravě (COTIF)), se změnami;

**Cisterna** nádrž včetně své provozní a konstrukční výstroje. Pokud je používán tento pojem samostatně, označuje cisternový kontejner, přemístitelnou cisternu, snímatelnou cisternu, nesnímatelnou cisternu nebo cisternový železniční vůz, jak jsou definovány v této oddílu, včetně cisteren tvořících články bateriových vozidel, bateriových železničních vozů nebo MEGC;

**POZNÁMKA:** K přemístitelným cisternám viz 6.7.4.1.

**Cisterna nesnímatelná** cisterna s vnitřním objemem větším než 1000 litrů, která je konstrukčně trvale připevněna k vozidlu (které se tím stává cisternovým vozidlem nebo k železničnímu vozu (který se tím stává cisternovým železničním vozem)) nebo tvoří nedílnou část rámu takového vozidla nebo železničního vozu;

**Cisterna pro podtlakové vyčerpávání odpadů** nesnímatelná nebo snímatelná cisterna používaná zejména pro přepravu nebezpečných odpadů, se zvláštními konstrukčními vlastnostmi a/nebo zařízením usnadňujícím plnění a vyprazdňování odpadů, jak je uvedeno v kapitole 6.10 ADR. Cisterna, která plně odpovídá požadavkům kapitol 6.7 nebo 6.8 se nepovažuje za cisternu pro podtlakové vyčerpávání odpadů;

**Cisterna přemístitelná** multimodální cisterna mající, je-li použita pro přepravu plynů, jak jsou definovány v 2.2.2.1.1, vnitřní objem větší než 450 litrů v souladu s definicemi v kapitole 6.7 ADR nebo IMDG Code a uvedená pokynem pro přemístitelné cisterny (T-kódem) ve sloupci (10) tabulky A kapitoly 3.2 ADR;

**Cisterna snímatelná** cisterna, kromě nesnímatelné cisterny, přemístitelné cisterny, cisternového kontejneru nebo článku bateriového vozidla nebo MEGC, která má vnitřní objem větší než 450 litrů, není konstruována pro přepravu věcí beze změny nákladu a může s ní být normálně manipulováno pouze, když je prázdná; nebo zvláštním zařízením vozu přizpůsobená cisterna, která může být odebrána až po uvolnění upevňovacích prostředků;

**Cisternová výměnná nástavba** se považuje za cisternový kontejner;

**Cisternové vozidlo** vozidlo určené pro přepravu kapalin, plynů nebo práškových nebo zrnitých látek a zahrnující jednu nebo více nesnímatelných cisteren. Kromě vlastního vozidla nebo je nahrazujících částí podvozku cisternové vozidlo zahrnuje jednu nebo více nádrží, jejich výstroj a upevňovací prvky pro jejich připevnění na vozidlo nebo na části podvozku;

**Cisternový kontejner** přepravní prostředek odpovídající definici kontejneru a zahrnující nádrž a její výstroj včetně zařízení umožňujícího přemístění cisternového kontejneru bez významné změny rovnovážné polohy, používaný pro přepravu plynů, kapalin, práškových nebo zrnitých látek a, je-li

použit pro přepravu plynů, jak jsou definovány v 2.2.2.1.1, mající vnitřní objem větší než 0,45 m<sup>3</sup> (450 litrů);

**POZNÁMKA:** Velké nádoby pro volně ložené látky (IBC), které odpovídají požadavkům kapitoly 6.5, se nepovažují za cisternové kontejnery.

**Cisternový železniční vůz** vůz určený k přepravě kapalin, plynů, práškových nebo zrnitých látek, zahrnující nástavbu, sestávající z jedné nebo více cisteren a jejich výstroje, a podvozek s jeho vlastními součástmi (pojezdem, pérováním, tažným a narážecím ústrojím, brzdami a nápisy);

**POZNÁMKA:** Za cisternové vozy se považují také vozy se snímatelnými cisternami.

**Cívka** (třída 1) zařízení vyrobené z plastu, dřeva, lepenky, kovu nebo jiného vhodného materiálu tvořené centrálním vřetenem s nebo bez postranních stěn na každém konci vřeten. Předměty a látky mohou být navinuty na vřeteno a mohou být zadržovány postranními stěnami;

**CMNI** Úmluva o smlouvě pro přepravu věcí po vnitrozemské vodní cestě (Budapešť, 22. června 2001).

**CMR** Úmluva o přepravní smlouvě v mezinárodní silniční nákladní dopravě (Ženeva, 19. května 1956), se změnami;

**CSC (International Convention for Safe Containers, Ženeva 1972)** viz „KBK“

## Č

**Čistá hmotnost výbušniny (NEM)** celková hmotnost výbušných látek, bez obalů, pouzder atd. (Čisté množství výbušniny (NEQ), čistý obsah výbušniny (NEC), čistá váha výbušniny (NEW) nebo čistá hmotnost výbušného obsahu se často používají ke sdělení stejného významu);

## D

**Dávková intenzita** pro přepravu radioaktivních látek je odpovídající velikost dávky vyjádřená milisievertch za hodinu nebo mikrosievertch za hodinu;

**Deflagrace** výbuch, který se šíří podzvukovou rychlostí (viz EN 13237:2011);

**Detektor plynů** přenosné zařízení umožňující měření jakékoli významné koncentrace hořlavých plynů pod dolní mezí výbušnosti, které jasně signalizuje koncentraci takových plynů. Detektory hořlavých plynů mohou být určeny pouze k měření hořlavých plynů, ale také k měření hořlavých plynů a kyslíku. Toto zařízení má být konstruováno tak, aby měření mohlo proběhnout bez nutnosti vstoupit do kontrolovaného prostoru.

Maximální úroveň detekce senzorů je 5% dolní meze výbušnosti nejkritičtější látky v seznamu látek pro plavidla pro cisternová plavidla nebo nákladu pro plavidla pro suchý náklad. Detektor hořlavých plynů musí být certifikován v souladu s IEC/EN<sup>1</sup> 60079-29-1:2016. Používá-li se v oblasti s nebezpečím výbuchu, musí rovněž splňovat požadavky na použití v dané zóně a musí být doložen doklad o jejich splnění (např. postup posuzování shody podle Směrnice 2014/34/EU,<sup>2</sup> systém IECEx System,<sup>3</sup> ECE/TRADE/391<sup>4</sup> nebo alespoň jejich ekvivalent);

**Detektor neutronového záření** je přístroj, který zjišťuje neutronové záření. V takovém přístroji může být v hermeticky uzavřeném elektronkovém měniči obsažen plyn, který přeměňuje neutronové záření na měřitelný elektrický signál;

**Detektor toxických plynů** je přenosné zařízení umožňující měření jakékoli významné koncentrace toxických plynů a par. Zařízení musí odpovídat normám EN 45544-1:2015, EN 45544-2:2015, EN 45544-3:2015 a EN 45544-4:2016 nebo normě ISO 17621:2015.

<sup>1</sup> IEC/EN znamená: Tato norma existuje jako norma IEC i jako evropská norma.

<sup>2</sup> Úřední věstník Evropské unie č. L 96 z 29.3.2014, str. 309.

<sup>3</sup> <http://iecex.com/rules>.

<sup>4</sup> Společný předpisový rámec pro zařízení používaná v prostředích s výbušnou atmosférou, OSN, 2011.

Je-li toto zařízení používáno v prostředí s nebezpečím výbuchu, musí být navíc vhodné pro použití v příslušné zóně a musí být prokázáno, že jsou splněny příslušné požadavky (např. postup posuzování shody podle Směrnice 2014/34/EU<sup>2</sup>, Systém IECEx,<sup>3</sup> nebo ECE/TRADE/391<sup>4</sup> nebo alespoň jejich ekvivalentem).

Toto zařízení má být konstruováno tak, aby měření mohlo proběhnout bez nutnosti vstoupit do kontrolovaného prostoru;

**Detonace** výbuch, který se šíří nadzvukovou rychlostí a je charakterizován tlakovou vlnou (viz EN 13237:2011);

**Dokumentace cisterny** složka obsahující všechny důležité technické informace týkající se cisterny, bateriového vozidla nebo MEGC, jako jsou osvědčení zmíněná v 6.8.2.3, 6.8.2.4 a 6.8.3.4 ADR;

**Dokumentace plavidla** je složka obsahující všechny důležité technické údaje týkající se plavidla nebo nákladního říčního člunu jako jsou konstrukční plány a dokumenty k zařízením.

**Dolní mez výbušnosti (LEL)** znamená nejnižší koncentraci hranice výbušnosti, při které může dojít k výbuchu;

**Dopravce** podnik, který provádí přepravu podle nebo bez přepravní smlouvy;

**Dopravní jednotka** motorové vozidlo bez přípojného vozidla nebo jízdní souprava tvořená motorovým a přípojným vozidlem;

**Dopravní prostředek** pro přepravu po vnitrozemských vodních cestách je jakékoli plavidlo, nákladní prostor nebo definovaná oblast paluby plavidla; pro silniční nebo železniční přepravu je to vozidlo nebo železniční vůz;

**Drenážní systém (účinný)** systém podle Přílohy II CDNI pro úplné vyprazdňování, je-li to možné, nákladních tanků a potrubí pro nakládku a vykládku, kromě zbytků nákladu;

**Druhy ochrany** (viz IEC 60079-0:2011)

Elektrická zařízení (viz IEC 60079-0:2014 nebo alespoň ekvivalent);

EEx (d): pevný závěr (IEC 60079-1: 2014 nebo alespoň ekvivalent);

EEx (e): zajištěné provedení (IEC 60079-7:2016 nebo alespoň ekvivalent);

EEx (ia) a EEx (ib): jiskrová bezpečnost (IEC 60079-11:2012 nebo alespoň ekvivalent);

EEx (m): zalití zalévací hmotou (IEC 60079-18:2014 nebo alespoň ekvivalent);

EEx (p): závěr s vnitřním přetlakem (IEC 60079-2:2015 nebo alespoň ekvivalent);

EEx (q): pískový závěr (IEC 60079-5:2015 nebo alespoň ekvivalent);

Neelektrická zařízení (viz ISO 80079-36:2016 nebo alespoň ekvivalent);

EEx (fr): závěr omezující průtok (EN 13463-2:2005 nebo alespoň ekvivalent);

EEx (d): pevný závěr (EN 13463-3:2005 nebo alespoň ekvivalent);

EEx (c): bezpečná konstrukce (ISO 80079-37:2016 nebo alespoň ekvivalent);

EEx (b): hlídání iniciačních zdrojů (EN 13463-6:2005 nebo alespoň ekvivalent);

EEx (k): kapalinový závěr: (EN 13463-8:2003 nebo alespoň ekvivalent).

**Dřevěná IBC** viz **IBC dřevěná**

**Dřevěný sud** obal vyrobený z přírodního dřeva, kruhového průřezu, mající vypouklé stěny, tvořený dužinami a víky a opatřený obručemi;

**Dýchací přístroj (nezávislý)** přístroj, který zásobuje osobu, která přístroj používá při práci v nebezpečné atmosféře, dýchatelným vzduchem pomocí stlačeného vzduchu, který si nese s sebou, nebo pomocí vnějšího přívodu hadic. K takovým přístrojům viz například Evropská norma EN 137:2006 nebo EN 138:1994;

<sup>2</sup> Úřední věstník Evropské unie č. L 96 z 29.3.2014, str. 309.

<sup>3</sup> <http://iecex.com/rules>.

<sup>4</sup> Společný předpisový rámec pro zařízení používaná v prostředích s výbušnou atmosférou, OSN, 2011.



**Dýchací přístroj (závislý na vnějším prostředí)** přístroj, který chrání osobu při práci v nebezpečné atmosféře vhodným dýchacím filtrem. K takovým přístrojům viz například Evropská norma EN 136:1998. K používaným dýchacím filtrům viz například Evropská norma EN 14387:2004 + A1:2008;

## E

**EHK OSN** znamená Evropskou hospodářskou komisi Organizace spojených Národů (UNECE, Calais des Nations, 8-14 avenue de la Paix, CH-1211 Geneva 10, Switzerland);

**Elektrické zařízení chráněné proti stříkající vodě** elektrické zařízení, které zkonstruováno tak, že proud vody tryskající z hubice libovolným směrem nezpůsobí žádnou škodu. Zkušební podmínky jsou stanoveny v publikaci IEC 60529, nejnižší stupeň ochrany IP55;

**Elektrické zařízení typu „omezené nebezpečí výbuchu“** elektrické zařízení, které během normálního provozu nevyvolá jiskření ani nevykazuje povrchové teploty, které jsou nad 200°C. Sem patří např.

- třífázové asynchronní motory;
- bezkartáčové generátory s bezdotykovým indukčním buzením;
- pojistky s uzavřeným tavným prvkem;
- bezdotykové elektronické zařízení;

nebo znamená elektrické zařízení s alespoň krytem chráněným proti proudům vody (stupeň ochrany IP55 nebo vyšší), který při normálním provozu nevykazuje povrchové teploty vyšší než 200°C.

**EN** (norma) evropská norma uveřejněná Evropským výborem pro normalizaci (CEN) (CEN, Avenue Marnix 17, B-1000 Brusel);

**Evakuační člun** speciálně vybavený člun s posádkou, zvaný k záchraně osob v nebezpečí nebo pro jejich evakuaci v nejkratší bezpečné době vzhledem k bezpečnému útočišti nebo bezpečné zóně;

**Evakuační prostředky** jakékoli prostředky, které mohou být použity osobami k přemístění z nebezpečí do bezpečí při respektování následujících podmínek:  
Nebezpečí, která musí být vzata v úvahu, jsou:

- pro třídu 3, obalovou skupinu III, UN 1202, druhou a třetí položku a pro třídy 4.1, 8 a 9 na tankových plavidlech: únik z rozdělovacího potrubí;
- pro jiné látky třídy 3 a třídu 2 a pro hořlavé látky třídy 8 na tankových plavidlech: požár v oblasti rozdělovacího potrubí na palubě a hořící kapalina na vodě;
- pro třídu 5.1 na tankových plavidlech: látky podporující hoření v kombinaci s hořlavými kapalinami mohou způsobit výbuch;
- pro třídu 6.1 na tankových plavidlech: toxické plyny v okolí rozdělovacího potrubí a ve směru větru;
- pro nebezpečné věci na plavidlech pro suchý náklad: nebezpečí vycházející z věcí uložených v nákladních prostorech;

## F

**Fixační podložka** (třída 1) plát kovu, plastu, lepenky nebo jiného vhodného materiálu, který je uložen ve vnitřním obalu, meziobalu nebo vnějším obalu a dosahuje těsného uložení v takovém obalu. Povrch takové fixační podložky může být vytvářen tak, že obaly nebo předměty mohou být vloženy dovnitř, zajištěny a odděleny od sebe navzájem;

**Flexibilní IBC** viz **IBC flexibilní**

**Flexibilní kontejner pro volně ložené látky** viz **Kontejner pro volně ložené látky, flexibilní**

## G

**GHS (Globally Harmonized System of Classification and Labelling of Chemicals)** Sedmý revidované vydání Globální harmonizovaný systém klasifikace a označování chemických látek, uveřejněný Spojenými národy jako dokument ST/SG/AC.10/30/Rev.7;

**GESAMP** Společná skupina znalců pro vědecké aspekty ochrany mořského prostředí. Publikace IMO: „The Revised GESAMP Hazard Evaluation Procedure for Chemical Substances Carried by Ships“, GESAMP Reports and Studies No. 64, IMO, London, 2002.

Při aplikaci modelu GESAMP pro účely těchto předpisů je referenční teplota pro relativní hustotu, tenzi par a rozpustnost ve vodě 20 °C. Referenční relativní hustota pro rozlišení mezi plovoucími látkami („floater“) a látkami, které klesají pod hladinu („sinker“) je 1,000 (odpovídající hustotě vody na vnitrozemských vodních cestách 1000 kg/m<sup>3</sup>);

## H

**Hadice** flexibilní trubkovité polovýrobky z elastomerů, termoplastů nebo z nerezavějící oceli sestávající z jednoho nebo více plášťů a vystýlek;

**Hadicové armatury** spojky a spojovací prvky hadic;

**Hadicové soustavy** hadice, které jsou integrovány nebo přivařeny na obou stranách do hadicových fitinků; hadicové fitinky musí být integrovány tak, aby je bylo možno uvolnit pouze pomocí nástroje;

**Hermeticky uzavřená cisterna** , cisterna, která:

- není vybavena pojistnými ventily, průtržnými kotouči, jinými podobnými pojistnými zařízeními ani podtlakovými ventily; nebo
- je vybavena pojistnými ventily s předřazeným průtržným kotoučem podle 6.8.2.2.10, ale není vybavena podtlakovými ventily.

Cisterna určená pro přepravu kapalin s výpočtovým tlakem nejméně 4 bary nebo určená pro přepravu tuhých látek (práškovitých nebo zrnitých), bez ohledu na svůj výpočtový tlak, je rovněž považována za hermeticky uzavřenou, jestliže:

- je vybavena pojistnými ventily s předřazeným průtržným kotoučem podle 6.8.2.2.10 a podtlakovými ventily podle požadavků v 6.8.2.2.3; nebo
- není vybavena pojistnými ventily, průtržnými kotouči nebo jinými podobnými pojistnými zařízeními, ale je vybavena podtlakovými ventily podle požadavků v 6.8.2.2.3“.

**Hmotnost kusu** Pokud není stanoveno jinak, je to celková (brutto) hmotnost kusu. Hmotnost kontejnerů, cisteren, vozidel a železničních vozů používaných pro přepravu věcí se do celkové (brutto) hmotnosti nezahrnuje;

**Horní mez výbušnosti (UEL)** znamená nejvyšší koncentraci hranice výbušnosti, při které může dojít výbuchu.

**Hořlavá složka** (pro aerosoly) hořlavé kapaliny, hořlavé tuhé látky nebo hořlavé plyny a směsi plynů, jak jsou definovány v poznámkách 1 až 3 pododdílu 31.1.3 části III Příručky zkoušek a kritérií. Tento pojem nezahrnuje pyroforní látky, látky schopné samoohřevu ani látky reagující s vodou. Chemické spalné teplo se určí jednou z následujících metod ASTM D 240, ISO/FDIS 13943: 1999 (E/F) 86.1 až 86.3 nebo NFPA 30B;

**Hromadná položka** položka pro definovanou skupinu látek nebo předmětů (viz 2.1.1.2, B, C a D);

**Hustota** se vyjadřuje v kg/m<sup>3</sup>. V případě opakování se použije jen číslo;

## CH

**Chráněná IBC** viz **IBC chráněná**

**Chráněné oblasti**

Veškeré prostory na palubě plavidel pro suchý náklad:

- (a) nákladní prostor nebo nákladní prostory (vyžaduje-li se ochrana proti výbuchu, zóna 1);

- (b) prostor, který se nachází na palubě (vyžaduje-li se ochrana proti výbuchu, zóna 2), který je ohraničen:
  - (i) příčně vertikálními rovinami, které sbíhají s boky plavidla;
  - (ii) v podélném směru vertikálními rovinami, které sbíhají s přepážkami nákladních prostorů;
  - (iii) směrem nahoru horizontální rovinou probíhající 2,00 m nad vrchní hranou nákladu, nejméně však horizontální rovinou probíhající 3,00 m nad palubou.

# I

**IAEA (International Atomic Energy Agency)** Mezinárodní agentura pro atomovou energii (IAEA), (IAEA, P.O. Box 100 – A-1400 Vídeň);

**IBC** (Intermediate bulk container) tuhý nebo flexibilní přepravní obalový prostředek, který není uveden v kapitole 6.1 ADR a který:

(a) má vnitřní objem:

- (i) nejvýše 3 m<sup>3</sup> pro tuhé a kapalné látky obalových skupin II a III;
- (ii) nejvýše 1,5 m<sup>3</sup> pro tuhé látky obalové skupiny I, jestliže jsou baleny ve flexibilních IBC, v IBC z tuhého plastu, v kompozitních, lepenkových nebo dřevěných IBC;
- (iii) nejvýše 3 m<sup>3</sup> pro tuhé látky obalové skupiny I, jestliže jsou baleny v kovových IBC;
- (iv) nejvýše 3 m<sup>3</sup> pro radioaktivní látky třídy 7;

(b) je zkonstruován pro mechanickou manipulaci;

(c) odolává namáháním při manipulaci a přepravě ověřeným zkouškami uvedenými v kapitole 6.5 ADR;

**POZNÁMKA 1:** Přemístitelné cisterny nebo cisternové kontejnery splňující požadavky kapitoly 6.7 nebo 6.8 se nepovažují za velké nádoby pro volně ložené látky (IBC).

**POZNÁMKA 2:** Velké nádoby pro volně ložené látky (IBC) splňující požadavky kapitoly 6.5 ADR se nepovažují za kontejnery pro účely ADN.

**IBC Code** je Mezinárodní řád pro stavbu a vybavení plavidel přepravujících nebezpečné chemikálie ve volně loženém stavu, vydaný Mezinárodní námořní organizací (IMO);

**IBC dřevěná** tuhé nebo skládací dřevěné těleso společně s vnitřní vložkou (avšak nikoli s vnitřním obalem) a příslušnou provozní a konstrukční výstrojí;

**IBC flexibilní** těleso nádoby tvořené fólií, tkaninou nebo jiným flexibilním materiálem nebo kombinací těchto materiálů, a v nezbytném případě vnitřním povlakem nebo vložkou, spolu s příslušnou provozní výstrojí a manipulačním zařízením;

**IBC chráněná** (pro kovové IBC) IBC vybavená dodatečnou ochranou proti nárazu mající formu např. vícevrstvé (sendvičové) konstrukce nebo konstrukce s dvojitou stěnou nebo rámu s kovovým mřížovým opláštěním;

**IBC kompozitní s vnitřní nádobou z plastu** IBC sestávající z konstrukční výstroje tvořené tuhým vnějším pláštěm obklopujícím vnitřní plastovou nádobu s jakoukoliv provozní výstrojí nebo další konstrukční výstrojí. Je provedena tak, že vnitřní nádoba a vnější plášť tvoří po sestavení nedělitelnou jednotku, která se jako taková plní, skladuje, přepravuje nebo vyprazdňuje.

**POZNÁMKA:** „Plast“, pokud je použit ve spojení s vnitřními nádobami pro kompozitní IBC, zahrnuje jiné polymerní materiály, takové jako je guma.

**IBC kovová** kovové těleso společně s příslušnou provozní a konstrukční výstrojí;

**IBC lepenková** lepenkový plášť s nebo bez oddělených horních a dolních vík, popřípadě s vnitřní vložkou (avšak bez vnitřních obalů), a s příslušnou provozní výstrojí a konstrukční výbavou;

**IBC z tuhého plastu** tuhé těleso z plastu, které může mít konstrukční výstroj společně s příslušnou provozní výstrojí;

**ICAO** International Civil Aviation Organization (Mezinárodní organizace pro civilní letectví) (ICAO, 999 University Street, Montreal, Quebec H3C 5H7, Canada);

**ICAO Technické pokyny Technical Instructions for the Safe Transport of Dangerous Goods by Air**, které doplňují Přílohu 18 Chicagské úmluvy o mezinárodním civilním letectví (Chicago 1944), uveřejněné Mezinárodní organizací pro civilní letectví (ICAO) v Montrealu;

**Identifikační číslo** číslo určené k identifikaci látky, které nebylo přiděleno UN číslo nebo která nemůže být přiřazena pod hromadnou položku s UN číslem.  
Tato čísla mají čtyři číslice začínající číslicí 9;

**IEC** Mezinárodní elektrotechnická komise;

**IMO** International Maritime Organization (Mezinárodní námořní organizace) (IMO, 4 Albert Embankment, London SE1 7SR, United Kingdom);

**IMSBC Code** Mezinárodní námořní předpis pro tuhé volně ložené náklady Mezinárodní námořní organizace (IMO);

**Index kritické bezpečnosti (CSI)** přidělený kusu, přepravnímu obalovému souboru nebo kontejneru se štěpnými látkami pro přepravu radioaktivních látek je číslo, pomocí kterého se omezuje nahromadění kusů, přepravních obalových souborů nebo kontejnerů obsahujících štěpné látky;

**Inspekční organizace** je nezávislá monitorovací a ověřovací organizace certifikovaná příslušným orgánem;

**UIC** International Union of Railways (Mezinárodní železniční unie) (UIC, 16 rue Jean Rey, F-75015 Paris, France);

**IMDG Code** (International Maritime Dangerous Goods Code) předpisy pro mezinárodní námořní přepravu nebezpečných věcí naplňující kapitulu VII, část A Mezinárodní úmluvy o bezpečnosti života na moři – International Convention for the Safety of Life at Sea, 1974 (SOLAS), vydané Mezinárodní námořní organizací (IMO), Londýn;

**Instruktaž** předávání know-how nebo školení, jak něco dělat nebo jak postupovat. To předávání know-how nebo školení může být zajištěno interně vlastním personálem;

**ISO** (norma) mezinárodní norma uveřejněná Mezinárodní organizací pro standardizaci (ISO) (ISO, 1 rue de Varembe, CH-1204, Geneva 20);

## J

**J.N. položka (jinde nejmenovaná položka)** hromadná položka, k níž mohou být látky, směsi, roztoky nebo předměty přiřazeny, jestliže:

- (a) nejsou jmenovitě uvedeny v tabulce A kapitoly 3.2; a
- (b) vykazují chemické, fyzikální a/nebo nebezpečné vlastnosti odpovídající třídě, klasifikačnímu kódu, obalové skupině a pojmenování a popisu položky j.n.;

## K

**Kalové plavidlo** tankové plavidlo typu N, otevřené, s nosností až do 300 tun, zkonstruované a vybavené pro příjem a přepravu lodních provozních odpadů obsahujících oleje a maziva. Plavidla bez nákladních tanků se považují za plavidla podléhající ustanovením kapitol 9.1 nebo 9.2;

**Kaly** směs zbytků nákladu s mycí vodou, rzí nebo usazeninami, která je nebo není vhodná k vyčerpání;

**Kanystř** obal z kovu nebo plastu, pravoúhelníkového nebo mnohoúhelníkového průřezu s jedním nebo více otvory;

**Kapalina** látka mající při 50 °C tenzi par nejvýše 300 kPa (3 bary), která není kompletně v plynném stavu při 20 °C a 101,3 kPa a která

- (a) má bod tání nebo bod počátku tání nejvýše 20 °C při tlaku 101,3 kPa; nebo
- (b) je kapalná podle zkušební metody ASTM D 4359-90; nebo
- (c) není kašovitá podle kritérií vztahujících se na zkoušku pro stanovení tekutosti (penetrometrická zkouška) popsanou v 2.3.4;

**POZNÁMKA:** „Přpravou v kapalném stavu“ ve smyslu požadavků na cisterny se rozumí:

- přeprava kapalin podle výše uvedené definice, nebo
- přeprava tuhých látek podaných k přepravě v roztaveném stavu.

**Kategorii zařízení** (viz Směrnici 2014/34/EU<sup>2</sup>) se rozumí klasifikace zařízení, která mají být používána v oblasti s rizikem výbuchu, a stanoví požadovanou úroveň ochrany, která má být zajištěna.

Kategorie zařízení 1 zahrnuje zařízení konstruovaná tak, aby byla schopna provozu v souladu s provozními parametry stanovenými výrobcem a zajišťovat velmi vysokou úroveň ochrany.

Zařízení v této kategorii je určeno pro použití v oblastech, kde je výbušná atmosféra způsobená směsí vzduchu a plynů, par nebo mlhy nebo směsí vzduchu a prachu nepřetržitě, po dlouhou dobu nebo často.

Zařízení v této kategorii musí zajistit požadovanou úroveň ochrany, a to i v případě mimořádných událostí týkajících se zařízení, a je charakterizováno prostředky ochrany, u nichž:

- Buďto, v případě selhání jednoho ochranného prostředku, poskytuje požadovanou úroveň ochrany alespoň jeden nezávislý druhý prostředek; nebo
- je zajištěna požadovaná úroveň ochrany v případě dvou poruch, které se vyskytnou nezávisle na sobě.

Zařízení kategorie 1 v souladu se směrnicí 2014/34/EU<sup>4</sup> je označeno jako II 1 G. Takové zařízení odpovídá EPL<sup>5</sup> 'Ga' podle IEC 60079-0.

Zařízení kategorie 1 je vhodné pro použití v zónách 0,1 a 2.

Kategorie zařízení 2 zahrnuje zařízení konstruovaná tak, aby byla schopna provozu v souladu s provozními parametry stanovenými výrobcem a zajišťovat vysokou úroveň ochrany.

Zařízení v této kategorii je určeno pro použití v oblastech, ve kterých se příležitostně vyskytuje výbušná atmosféra způsobená směsí vzduchu a plynů, par nebo mlhy nebo směsí vzduchu a prachu.

Prostředky ochrany zařízení v této kategorii zajišťují požadovanou úroveň ochrany i v případě často se vyskytujících poruch nebo závad zařízení, které se obvykle musí brát v úvahu.

Zařízení kategorie 2 v souladu se směrnicí 2014/34/EU<sup>2</sup> je označeno jako II 2 G. Takové zařízení odpovídá EPL<sup>5</sup> 'Ga' podle IEC 60079-0.

Zařízení kategorie 2 je vhodné pro použití v zónách 1 a 2.

Kategorie zařízení 3 zahrnuje zařízení konstruovaná tak, aby byla schopna provozu v souladu s provozními parametry stanovenými výrobcem a zajišťovat normální úroveň ochrany.

<sup>2</sup> Úřední věstník Evropské unie č. L 96 z 29.3.2014, str. 309.

<sup>4</sup> Úřední věstník Evropské unie č. L 96 z 29.3.2014, str. 309.

Zařízení v této kategorii je určeno pro použití v oblastech, ve kterých je nepravděpodobný výskyt výbušné atmosféry způsobené směsí vzduchu a plynů, par nebo mlhy nebo směsí vzduchu a prachu, nebo, pokud se vyskytne, pak jen na krátkou dobu.

Zařízení v této kategorii zajišťuje požadovanou úroveň ochrany během normálního provozu.

Zařízení kategorie 3 v souladu se směrnicí 2014/34/EU<sup>2</sup> je označeno jako II 3 G. Takové zařízení odpovídá EPL<sup>1</sup> 'Ga' podle IEC 60079-0.

Zařízení kategorie 3 je vhodné pro použití v zóně 2;

**KBK** Mezinárodní úmluva o bezpečných kontejnerech (International Convention for Safe Containers) (Ženeva, 1972) se změnami, uveřejněná Mezinárodní námořní organizací (International Maritime Organization – IMO), Londýn;

**Klasifikační společnost (uznaná)** klasifikační společnost, která je uznána příslušnými orgány podle kapitoly 1.15;

**Kofrdam** příčně položený oddíl plavidla, ohraničený vodotěsnými přepážkami, který může být kontrolován. Kofrdam musí pokrývat celou plochu koncových přepážek nákladních tanků. Přepážka odvrácená od oblasti nákladu (vnější přepážka kofrdamu) musí vést od jednoho boku plavidla k druhému a ode dna k palubě v jedné rovině žeber;

**Kompozitní IBC s vnitřní nádobou z plastu** viz **IBC kompozitní s vnitřní nádobou z plastu**

**Kompozitní obal** viz **Obal kompozitní**

**Kompozitní obal (plast)** viz **Obal kompozitní (plast)**

**Konstrukční tlak** tlak, na jehož základě byl nákladní tank nebo zbytkový tank zkonstruován a vyroben.

**Konstrukční životnost** pro kompozitní láhve a trubkové nádoby je maximální životnost (v počtu roků), pro kterou je láhev nebo trubková nádoba zkonstruována a schválena podle platné normy;

**Kontejner** přepravní prostředek (výměnná skříň nebo jiná podobná konstrukce):

- určený ke stálému používání a dostatečně dimenzovaný pro opakované použití;
- speciálně zkonstruovaný pro usnadnění přepravy věcí jedním nebo více druhy dopravy beze změny nákladu;
- opatřený zařízením pro usnadnění manipulace, zvláště při jeho překládce z jednoho dopravního prostředku na jiný;
- zkonstruovaný tak, aby mohl být lehce naplněn a vyprázdněn.
- mající vnitřní objem nejméně 1 m<sup>3</sup>, s výjimkou kontejnerů pro přepravu radioaktivních látek

Kromě toho:

**Kontejner malý** kontejner, který má vnitřní objem nejvýše 3 m<sup>3</sup>;

Výměnná nástavba je kontejner, který má podle Evropské normy EN 283 (vydání 1991) následující charakteristiky:

- z hlediska mechanického namáhání je zkonstruován pouze pro pozemní přepravu na železničním voze nebo silničním vozidle nebo na plavidla v systému roll-on roll-off;
- nemůže být stohován;
- může být přemístěn z vozidla na podpěry a naložen zpět pomocí zařízení vozidla.

<sup>1</sup> Zkratka EPL znamená: Úroveň ochrany zařízení.

**Kontejner nekrytý** kontejner beze střechy nebo plošinový kontejner;

**Kontejner s plachtou** nekrytý kontejner opatřený plachtou pro ochranu nákladu;

**Kontejner velký**

- (a) kontejner, který nesplňuje definici malého kontejneru;
- (b) ve smyslu dohody KBK (CSC) kontejner s takovými rozměry, že ložná plocha mezi čtyřmi vnějšími dolními rohy je buď
  - (i) nejméně 14 m<sup>2</sup> (150 čtverečných stop), nebo
  - (ii) nejméně 7 m<sup>2</sup> (75 čtverečných stop), pokud je vybaven horními rohovými prvky;

**Kontejner uzavřený** plně uzavřený kontejner s pevnou střechou, pevnými bočními stěnami, pevnými koncovými stěnami a podlahou. Tento pojem zahrnuje kontejner s otevíratelnou střechou, pokud je během přepravy uzavřena.

**POZNÁMKA:** Pojem „kontejner“ nezahrnuje obvyklé obaly, IBC, cisternové kontejnery vozidla ani železniční vozy. Kontejner však smí být použit jako obal pro přepravu radioaktivních látek.

**Kontejner MEGC viz Vícečlánekový kontejner na plyn (MEGC);**

**Kontejner pro volně ložené látky** přepravní prostředek (včetně všech vložek nebo vyložení) určené pro přepravu tuhých látek, které jsou v přímém styku s tímto přepravním prostředkem. Tento pojem nezahrnuje obaly, IBC, velké obaly ani cisterny;

Kontejner pro volně ložené látky je:

- trvalé povahy a dostatečně pevné, aby byly vhodné pro opakované použití;
- speciálně zkonstruované pro usnadnění přepravy věcí jedním nebo více dopravními prostředky bez překládky nákladu;
- opatřené prostředky dovolujícími jejich snadnou manipulaci;
- o vnitřním objemu nejméně 1,0 m<sup>3</sup>.

Příklady kontejnerů pro volně ložené látky jsou kontejnery, kontejnery pro přepravu volně ložených látek v systému off shore, skipové nádoby, zásobníky na volně ložené látky, výměnné nástavby, násypné kontejnery, valivé kontejnery, ložné komory vozidel nebo železničních vozů.

**POZNÁMKA:** Tato definice platí jen pro cisternové kontejnery pro volně ložené látky splňující požadavky kapitoly 6.11 ADR.

**Uzavřený kontejner pro volně ložené látky** zcela uzavřený kontejner pro volně ložené látky mající tuhou střechu, boční stěny, koncové stěny a podlahu (včetně den výsypného typu). Tento pojem zahrnuje kontejnery pro volně ložené látky s otevírací střechou, boční nebo koncovou stěnou, které mohou být během přepravy uzavřeny. Uzavřené kontejnery pro volně ložené látky smějí být opatřeny otvory, které umožňují výměnu par a plynů se vzduchem a které zabraňují za normálních podmínek přepravy ztrátě tuhého obsahu, jakož i vnikání deště a stříkající vody;

**Kontejner s plachtou pro volně ložené látky** kontejner pro volně ložené látky s otevřeným vrchem, s tuhým dnem (včetně dna výsypného typu), bočními a koncovými stěnami a s netuhou střechou;

**Kontejner pro volně ložené látky, flexibilní:** flexibilní kontejner o vnitřním objemu nejvýše 15 m<sup>3</sup>, s vnitřními vložkami a připevněnými manipulačními prostředky a provozní výstrojí;

**Kontejner pro přepravu volně ložených látek v systému off shore** kontejner pro přepravu volně ložených látek, speciálně zkonstruovaný pro opakované použití k přepravě z příbřežních zařízení, do těchto zařízení a mezi nimi navzájem. Kontejner pro přepravu volně ložených látek je zkonstruován a vyroben podle předpisů pro schvalování kontejnerů manipulovaných na širých mořích vypracovaných Mezinárodní námořní organizací (IMO) v dokumentu MSC/Circ.860;

**Kontejner s plachtou pro volně ložené látky** viz **Kontejner pro volně ložené látky**;

**Kontejmentový systém** pro přepravu radioaktivních látek je soubor částí obalu specifikovaný konstruktérem, který má zabránit unikání radioaktivních látek během přepravy;

**Koš** vnější obal s neplnými stěnami;

**Kovová IBC** viz **IBC kovová**

**Kritická teplota** teplota, nad níž se nemůže látka vyskytovat v kapalném stavu;

**Kritická teplota** teplota, při které musí být učiněna nouzová opatření v případě selhání ovládání teploty.

**Kryogenní nádoba** viz **Nádoba kryogenní**

**Kryt pojistky proti prošlehnutí plamenů** část lapače plamenů, jejímž hlavním účelem je tvořit vhodný plášť pro pojistku proti prošlehnutí plamene a zajistit mechanické spojení s jinými systémy;

**Krytý železniční vůz** je vůz se stěnami a s pevnou nebo pohyblivou střechou;

**Kus** konečný produkt balení sestávající z obalu nebo velkého obalu nebo IBC a z jejich obsahu, připravený k přepravě. Pojem zahrnuje nádoby na plyny, jak jsou definovány v tomto oddílu, jakož i předměty, které vzhledem k jejich rozměrům, hmotnosti nebo tvaru mohou být přepravovány bez obalu nebo v lůžkách, latěních nebo manipulačních přípravech.

S výjimkou přepravy radioaktivních látek se tento pojem nevztahuje na věci, které se přepravují volně ložené, ani na látky přepravované v cisternách.

Na plavidlech tento pojem zahrnuje také vozidla, železniční vozy, kontejnery (včetně výměnných nástaveb), cisternové kontejnery, přemístitelné cisterny, bateriová vozidla, bateriové železniční vozy cisternová vozidla, cisternové železniční vozy a vícečláňkové kontejnery na plyn (MEGC).

**POZNÁMKA:** K radioaktivním látkám viz 2.2.7.2, 4.1.9.1.1 a 6.4 ADR.

## L

**Láhev** přemístitelná tlaková nádoba s hydraulickým vnitřním objemem nejvýše 150 litrů (viz též „Svazek lahví“).

**Lapač plamenů** zařízení namontované do otvoru části instalace nebo do spojovacího potrubí instalačního systému, jehož účelem je dovést průtok, ale zabránit prošlehnutí plamene. Toto zařízení musí být ozkoušeno podle Evropské normy EN ISO 16852:2010;

**Latění** vnější obal s neplnými stěnami;

**LEL** viz **Dolní mez výbušnosti**

**Lepenková IBC** viz **IBC lepenková**

**Ložná dokumentace** sestává z počítače (hardware) a počítačového programu (software) a nabízí možnost zajistit, aby v každém případě balastní zátěže nebo nakládky:

- dovolené hodnoty týkající se podélné síly (pevnosti), jakož i maximálního dovoleného ponoru nebyly překročeny; a
- stabilita plavidla splňovala požadavky vztahující se na plavidlo. K tomuto účelu musí být vypočtena stabilita v nepoškozeném stavu a stabilita v poškozeném stavu;

## M

**Malá nádoba obsahující plyn (plynová kartuše)** nádoba na jedno použití s hydraulickým vnitřním objemem nepřesahujícím 1000 ml pro nádoby vyrobené z kovu a nepřesahujícím 500 ml pro nádoby



vyrobené ze syntetického materiálu nebo ze skla, obsahující plyn nebo směs plynů pod tlakem. Může být vybavena ventilem;

**Malý kontejner** viz *Kontejner malý*

**Manipulační prvky** (pro flexibilní IBC) nosné pásy, popruhy, oka, poutka nebo rámy, které jsou připevněny k tělesu nádoby IBC nebo vytvořeny z materiálu tělesa nádoby;

**Materiál živočišného původu** jsou těla mrtvých zvířat (kadávery), části zvířecích těl nebo potraviny nebo krmiva pocházející ze zvířat;

**MEGC** viz *Vícečlánekový kontejner na plyn*;

**MEMU** viz *Mobilní jednotka přepravující výbušniny*

**Měřicí otvor** je uzavíratelný otvor nádob na zbytky a nádob na kaly o průměru nejvýše 0,10 m. Otvor musí být navržen tak, aby bylo možné určit stupeň naplnění pomocí měřících tyčí;

**Měřicí přístroj kyslíku** je přenosné zařízení umožňující měření jakéhokoli významného snížení obsahu kyslíku ve vzduchu. Měřicí přístroj kyslíku může být buď zařízení určené pouze pro měření kyslíku, nebo část kombinovaného zařízení pro měření jak hořlavých plynů, tak kyslíku. Toto zařízení má být konstruováno tak, aby měření mohlo proběhnout bez nutnosti vstoupit do kontrolovaného prostoru.

Musí být testováno v souladu s IEC/EN4 5010<sup>1</sup>:2010. Používá-li se v prostředí s nebezpečím výbuchu, musí rovněž splňovat požadavky na použití v dané zóně a musí být doložen doklad o jejich splnění (např. postup posuzování shody podle Směrnice 2014/34/EU,<sup>2</sup> systém IECEx System,<sup>3</sup> ECE/TRADE/391<sup>4</sup> nebo alespoň jejich ekvivalent);

**Mezinárodní předpisy** jsou ADR, IMSBC Code, ICAO-TI, IMDG Code nebo RID;

**Meziobal** obal umístěný mezi vnitřními obaly nebo předměty a vnějším obalem;

**Mobilní jednotka připravující výbušniny** jednotka, nebo vozidlo smontované s jednotkou, pro přípravu a nabíjení výbušnin z nebezpečných věcí, které nejsou výbušninami. Jednotka sestává z různých cisteren a kontejnerů pro volně ložené látky a provozní výstroje, jakož i čerpadel a příslušného zařízení. MEMU může mít zvláštní komory pro balené výbušniny;

**POZNÁMKA:** I když definice MEMU zahrnuje výraz „příprava a nabíjení výbušnin“ vztahují se požadavky na MEMU pouze na přepravu a nikoli na přípravu a nabíjení výbušnin.“

**Motor na palivové články** prostředek používaný k pohonu zařízení, který sestává z palivového článku a jeho zásoby paliva, ať už je tato zásoba paliva s palivovým článkem integrována, nebo je od něj oddělena, a zahrnuje veškeré příslušenství nutné k plnění své funkce;

**Možnost ohřevu nákladu** je zařízení pro ohřev nákladu v nákladních tancích za použití tepelného izolátoru. Tepelný izolátor může být vyhříván pomocí kotle tankového plavidla (ohřevné zařízení nákladu podle 9.3.2.42 nebo 9.3.3.42) nebo z břehu;

## N

**Nádoba** prostředek pro naplnění a udržení látek nebo předmětů, včetně všech uzávěrů. Tato definice se nevztahuje na nádrže cisteren;

**Nádoba** (třída 1) zahrnuje bedny, láhve, plechovky, sudy, konve nebo pouzdra, včetně jakýchkoli uzávěrů, používané jako vnitřní obal nebo meziobal;

**Nádoba kryogenní** přemístitelná tepelně izolovaná tlaková nádoba pro hluboce zchladené zkapalněné plyny s hydraulickým vnitřním objemem nejvýše 1000 litrů (viz též *Nádoba kryogenní, otevřená*);

<sup>1</sup> IEC/EN znamená: Tato norma existuje jako norma IEC i jako evropská norma.

<sup>2</sup> Úřední věstník Evropské unie č. L 96 z 29.3.2014, str. 309.

<sup>3</sup> <http://iecex.com/rules>.

<sup>4</sup> Společný předpisový rámec pro zařízení používaná v prostředích s výbušnou atmosférou, OSN, 2011

**Nádoba kryogenní, otevřená** přepravitelná tepelně izolovaná nádoba na hluboce zchladené zkapalněné plyny udržovaná na atmosférickém tlaku průběžným odvětráváním hluboce zchladeného zkapalněného plynu;

**Nádoba na kaly** je ohnivzdorná nádoba, kterou lze uzavřít víkem určeným ke sběru kalu, které nejsou vhodné pro čerpání. Nádoba musí být schválena podle ADR, RID nebo předpisu IMDG Code a povolena pro danou látku. Maximální přípustná kapacita je 450 l. Měla by být snadno ovladatelná a označená nápisem „SLOP“ (výška nápisu: 0,10 m);

**Nádoba na zbytkové produkty** IBC, cisternový kontejner nebo přemístitelná cisterna určené ke shromažďování zbytkového nákladu, mycí vody, zbytků nákladu nebo kalů, které jsou vhodné pro čerpání. Nádoba musí být schválena podle ADR, RID nebo předpisu IMDG Code a povolena pro danou látku. Maximální přípustná kapacita IBC je 3 m<sup>3</sup> a cisternového kontejneru nebo přemístitelná cisterny je 12 m<sup>3</sup>;

**Nádoba tlaková** společný název, který zahrnuje láhve, trubkové nádoby, tlakové sudy, uzavřené kryogenní nádoby, zásobníkové systémy s hydridem kovu, svazky lahví a záchranné tlakové nádoby;

**Nádoba trubková** přepravitelná tlaková nádoba bezešvé nebo kompozitní konstrukce s hydraulickým vnitřním objemem větším než 150 litrů, nejvýše však 3 000 litrů;

**Nádoba tuhá vnitřní** (pro kompozitní IBC) nádoba, která zachovává svůj původní tvar, když je prázdná, bez svých uzávěrů a bez podpory vnějšího pouzdra. Jakákoli vnitřní nádoba, která není „tuhá“, je považována za flexibilní;

**Nádoba vnitřní** nádoba vyžadující vnější obal, aby mohla plnit svoji obalovou funkci;

**Nakládka** všechny činnosti vykonávané nakládcem podle definice nakládece;

**Nákladní prostor** část plavidla, která je, buď otevřená, nebo uzavřená krytem, vpředu a vzadu ohraničená přepážkou a která je určena pro přepravu věcí v kusech nebo ve volně loženém stavu. Horním ohraničením nákladního prostoru je horní hrana jícnu. Náklady přesahující horní hranu jícnu se považují za náklady uložené na palubě;

**Nákladní potrubí** viz *Potrubí pro nakládku a vykládku (nakládací a vykládací potrubí)*

**Nákladní prostor (prázdný)** nákladní prostor, který po vyložení neobsahuje žádné suché zbytky nákladu (vymetený);

**Nákladní prostor (vyložený)** nákladní prostor, který smí po vyložení obsahovat nějaké suché zbytky nákladu;

**Nákladní dopravní jednotka** je vozidlo, železniční vůz, kontejner, cisternový kontejner, přemístitelná cisterna nebo MEGC;

**Nákladní tank** tank, který je trvale připevněn k plavidlu a je určen pro přepravu nebezpečných věcí;

#### **Konstrukce nákladního tanku:**

- (a) **Tlakový nákladní tank** nákladní tank nezávislý na trupu plavidla, postavený podle speciálních uznaných norem pro provozní tlak  $\geq 400$  kPa;
- (b) **Uzavřený nákladní tank** nákladní tank spojený s vnější atmosférou pomocí zařízení zamezujícího nepřijatelnému vnitřnímu přetlaku nebo podtlaku;
- (c) **Otevřený nákladní tank s pojistkou proti prošlehnutí plamene** nákladní tank spojený s vnější atmosférou pomocí zařízení vybaveného pojistkou proti prošlehnutí plamene;
- (d) **Otevřený nákladní tank** nákladní tank v otevřeném spojení s vnější atmosférou;

#### **Typ nákladního tanku:**

- (a) **Nezávislý nákladní tank** nákladní tank, který je trvale zabudován, ale který je nezávislý na konstrukci plavidla;

- (b) *Integrovaný nákladní tank* nákladní tank, který je tvořen vlastní konstrukcí plavidla a je obklopený vnější obšívku nebo stěnami oddělenými od vnější obšívky;
- (c) *Nákladní tank se stěnami nezávislými na vnější obšívce* integrovaný nákladní tank, jehož dno a boční stěny tvoří vnější obšívku plavidla nebo nezávislý nákladní tank;

**Nákladní tank (odplynovaný)** nákladní tank, který po vyložení neobsahuje žádný zbytkový náklad, ani žádnou měřitelnou koncentraci nebezpečných plynů a výparů;

**Nákladní tank (prázdný)** nákladní tank, který po vyložení neobsahuje žádný zbytkový náklad, ale smí být neodplyněný;

**Nákladní tank (vyložený)** nákladní tank, který smí po vyložení obsahovat nějaký zbytkový náklad;

**Nakládce** podnik, který

- (a) nakládá balené nebezpečné věci, malé kontejnery nebo přemístitelné cisterny do dopravního prostředku nebo na dopravní prostředek, nebo do kontejneru; nebo
- (b) nakládá kontejner, kontejner pro volně ložené látky, MEGC, cisternový kontejner nebo přemístitelnou cisternu na dopravní prostředek; nebo
- (c) nakládá vozidlo nebo železniční vůz do plavidla nebo na plavidlo.

**Nařízením OSN** se rozumí nařízení připojené k Dohodě, které se týká přijetí jednotných technických předpisů pro zařízení a části kolových vozidel, které mohou být namontovány nebo používány na kolových vozidlech, a podmínky pro vzájemné uznávání schválení udělených na základě těchto předpisů (Dohoda z roku 1958, ve znění pozdějších předpisů).

**Nebezpečné reakce** jsou

- hoření nebo vývin značného tepla;
- vývin hořlavých, dusivých, hoření podporujících nebo toxických plynů;
- tvoření žíravých látek;
- tvoření nestabilních látek; nebo
- nebezpečné zvýšení tlaku (pouze pro cisterny a nákladní tanky);

**Nebezpečné věci** látky a předměty, jejichž přeprava je podle ADN zakázána, nebo připuštěna pouze za podmínek v ní stanovených;

**Nejvyšší čistá (netto) hmotnost** nejvyšší čistá hmotnost obsahu v samostatném obalu nebo nejvyšší součtová hmotnost vnitřních obalů a jejich obsahu vyjádřená v kilogramech;

**Nejvyšší dovolená celková hmotnost**

- (a) (pro IBC) hmotnost IBC a její provozní a konstrukční výstroje a nejvyšší čistá (netto) hmotnost;
- (b) (pro cisterny) vlastní hmotnost cisterny a nejvyšší dovolená užitečná hmotnost;

**POZNÁMKA:** K přemístitelným cisternám viz kapitulu 6.7.

**Nejvyšší normální provozní tlak** pro přepravu radioaktivních látek je nejvyšší přetlak při průměrné výšce nad hladinou moře, který může vzniknout v kontejnmentovém systému v průběhu jednoho roku za teplotních podmínek a slunečního záření odpovídajících okolním podmínkám, bez odvětrávání, vnějšího chlazení pomocným systémem nebo provozních kontrol během přepravy;

**Nejvyšší provozní tlak (přetlak)** nejvyšší tlak, který vznikne v nákladním tanku nebo zbytkovém tanku během provozu. Tento tlak se rovná otevíracímu tlaku vysokorychlostních ventilů nebo odlehčovacích (odpouštěcích) ventilů.

**Nejvyšší vnitřní objem** nejvyšší vnitřní objem nádob nebo obalů včetně IBC a velkých obalů, vyjádřený v krychlových metrech nebo litrech;

**Nejvyšší třída** plavidlo může patřit do nejvyšší třídy, jestliže

- trup plavidla, včetně kormidla a manévrovacího zařízení a vybavení kotvami a řetězy, odpovídá pravidlům a předpisům uznané klasifikační společnosti a byl postaven a vyzkoušen pod jejím dohledem;
- pohonné zařízení, jakož i pomocné stroje, strojní a elektrická zařízení nutné pro palubní provoz, byly vyrobeny a vyzkoušeny podle pravidel a předpisů této klasifikační společnosti, jejich instalace byla provedena pod jejím dohledem a kompletní zařízení bylo po instalaci přezkoušeno k její spokojenosti;

**Nekryté vozidlo** vozidlo, jehož ložná plocha je tvořena jen plošinou nebo je opatřena pouze bočnicemi a zadním čelem;

**Nekrytý kontejner** viz *Kontejner nekrytý*

**Nekrytý vůz** vůz, jehož ložná plocha je tvořena jen plošinou nebo je opatřena pouze čely a bočnicemi;

**Nesnadno hořlavý** je materiál, který sám o sobě není snadno hořlavý nebo alespoň, jehož vnější povrch není snadno hořlavý a omezuje šíření ohně na vhodnou míru.

Pro určení hořlavosti se uznává postup IMO, Rezoluce A.653(16), nebo jakékoli ekvivalentní předpisy smluvní strany;

**Nesnímatelná cisterna** viz *Cisterna nesnímatelná*

## O

**Obal** jedna nebo více nádob a všechny jiné součásti nebo materiály nezbytné k tomu, aby nádoby mohly plnit svou obalovou funkci a jiné bezpečnostní funkce (viz také „Obal kompozitní“, „Obal obnovený (rekondiciovaný obal)“, „Obal opakovaně použitelný“, „Obal prachotěsný“, „Obal rekonstruovaný“, „Obal skupinový“, „Obal velký, opakovaně použitelný“, „Obal velký, rekonstruovaný“, „Obal vnější“, „Obal vnitřní“, „Obal z jemného plechu“, „Obal záchranný“, „Obal záchranný velký“);

**Obal kompozitní** je obal sestávající z vnějšího obalu a z vnitřní nádoby a zkonstruovaný tak, že vnitřní nádoba a vnější obal tvoří jeden integrální obal. Po sestavení zůstává nadále jednou nedělitelnou jednotkou a jako takový je plněn, skladován, přepravován a vyprazdňován;

**POZNÁMKA:** Pojem „vnitřní nádoba“ používaný pro kompozitní obaly nesmí být zaměňován s pojmem „vnitřní obal“ používaným pro skupinové obaly. Například vnitřní část kompozitního obalu (plast) 6HA1 je takovou vnitřní nádobou, neboť není normálně konstruována tak, aby plnila obalovou funkci bez svého vnějšího obalu a není tedy vnitřním obalem.

Tam, kde je za pojem „kompozitní obal“ uveden v závorkách materiál, vztahuje se na vnitřní nádobu.

**Obal prachotěsný** nepropustný obal pro udržení suchého obsahu včetně jemné tuhé látky (prášku) vznikající během přepravy;

**Obal skupinový** kombinace obalů vytvořená pro účely přepravy, sestávající z jednoho nebo více vnitřních obalů, které jsou vloženy do jednoho vnějšího obalu podle pododílu 4.1.1.5 ADR;

**POZNÁMKA:** Pojem „vnitřní obal“ používaný pro skupinové obaly nesmí být zaměňován s pojmem „vnitřní nádoba“ používaným pro kompozitní obaly.

**Obal velký** obal tvořený vnějším obalem, který obsahuje předměty nebo vnitřní obaly a který

- (a) je zkonstruován pro mechanickou manipulaci;
- (b) převyšuje 400 kg čisté (netto) hmotnosti nebo 450 litrů vnitřního objemu, ale má objem nejvýše 3 m<sup>3</sup>;

**Obal velký, opakovaně použitelný** velký obal k opakovanému naplnění, který byl prohlédnut a shledán bez závad, které by mohly ovlivnit jeho schopnost vyhovět provozním zkouškám; tento pojem zahrnuje ty velké obaly, které se znovu naplňují stejným nebo podobným snášenlivým obsahem a jsou přepravovány v distribučních řetězcích řízených odesílatelem produktu;

**Obal velký, rekonstruovaný** kovový velký obal nebo velký obal z tuhého plastu, který

- (a) je vyroben jako typ UN z typu jiného než typu UN; nebo
- (b) je rekonstruován z jednoho konstrukčního typu UN na jiný konstrukční typ UN.

Na rekonstruované velké obaly se vztahují tytéž požadavky ADR, které se vztahují na nové velké obaly téhož typu (viz též definici konstrukčního typu v 6.6.5.1.2 ADR);

**Obal vnější** vnější ochrana kompozitního nebo skupinového obalu včetně absorpčních a fixačních materiálů a všech ostatních součástí, které jsou nutné, aby obklopily a chránily vnitřní nádoby nebo vnitřní obaly;

**Obal vnitřní** obal, pro jehož přepravu se vyžaduje vnější obal;

**Obal z jemného plechu** obal s kruhovým, elipsovým, pravoúhlým nebo mnohoúhelníkovým průřezem (také kónický), jakož i obal s hrdlem kuželového tvaru nebo obal kelímkovitého tvaru z jemného plechu o tloušťce stěny menší než 0,5 mm (např. pocínovaného), s plochým nebo vypouklým dnem, s jedním nebo více otvory, který nespadá pod definici sudu nebo kanystru;

**Obal záchranný** zvláštní obal, do kterého se ukládají poškozené, vadné nebo netěsnící kusy nebo kusy neodpovídající předpisům obsahující nebezpečné věci, nebo nebezpečné věci, které se rozsypaly nebo unikly, za účelem jejich přepravy k obnově nebo likvidaci;

**Obal záchranný velký** speciální obal, který

- (a) je zkonstruován pro mechanickou manipulaci; a
- (b) překračuje 400 kg čisté (netto) hmotnosti nebo 450 litrů vnitřního objemu, ale má objem nejvýše 3 m<sup>3</sup>;

do něhož se ukládají poškozené, vadné nebo netěsné kusy nebo kusy neodpovídající předpisům, které obsahují nebezpečné věci, nebo které se vysypaly nebo vytekly, za účelem jejich přepravy k regeneraci nebo likvidaci;

**Obalová skupina** skupina, ke které mohou být pro účely balení přiřazeny určité látky podle jejich stupně nebezpečnosti. Obalové skupiny mají následující významy, které jsou podrobně vysvětleny v části 2:

Obalová skupina I: látky velmi nebezpečné;  
Obalová skupina II: látky středně nebezpečné;  
Obalová skupina III: látky málo nebezpečné.

**POZNÁMKA:** Určité předměty obsahující nebezpečné věci jsou rovněž přiřazeny k obalové skupině.

**Objem tělesa nebo úseku tělesa** s použitím pro cisterny znamená celkový vnitřní objem tělesa nebo úseku tělesa, vyjádřený v litrech nebo kubických metrech. V těch případech, kdy není možné plně naplnit těleso nebo úsek tělesa z hlediska jejich formy nebo konstrukce, pro určení stupně naplnění a označení cisterny se musí použít tento zmenšený objem.

**Oblast nákladu** zahrnuje veškeré následující prostory na palubě takových plavidel:

**Prostor pod palubou:**

Prostor mezi dvěma svislými rovinami kolmými na středovou rovinu plavidla, který zahrnuje nákladní tanky, nákladové prostory, kofrdamy, prostory s dvojími boky a dvojími dny; tyto roviny se normálně shodují s vnějšími přepážkami kofrdamu nebo přepážkami konce nákladového prostoru.

**Prostor nad palubou:** prostor, který je vymezen:

- Příčně, vertikálními rovinami plavidla, jež odpovídají obšívce boků;

- Vpředu a na zádi, vertikálními rovinami ve výšce vnějších přepážek kofrdamu/přepážek konce nákladového prostoru;
- Nahoře, vodorovnou rovinou 2,50 m nad palubou.

Hraniční roviny vpředu a vzadu jsou označovány jako „hraniční roviny nákladního prostoru“;

**Oblast výbuchu** je rozmezí koncentrace hořlavé látky nebo směsi látek ve vzduchu, ve které může dojít k výbuchu, resp. rozmezí koncentrace hořlavé látky nebo směsi látek ve směsi se vzduchem/inertním plynem, ve které může dojít k výbuchu, a je stanovena za specifických zkušebních podmínek;

**Obruba jímací proti vytečení** je vyvýšená část paluby plavidla rovnoběžně s boční obšívkou s uzavíratelnými otvory, pro prevenci úniku kapalin přes palubu. Spojení s jímacími obrubami, pokud jsou instalovány, musí být vodotěsná.

**Obruba jímací vodotěsná** je vodotěsná vyvýšená část paluby, ve výšce jícnu nákladního tanku (viz schéma rozdělení zón), ale v maximální vzdálenosti 0,60 m k vnější přepážce kofrdamu nebo koncové přepážce nákladního prostoru, která zabráňuje vniknutí kapaliny do přední a zadní části plavidla. Spojení mezi jímací obrubou a obrubou proti vytečení musí být vodotěsná.

**Obsah trupu nebo úseku trupu** ve vztahu k cisternám znamená celkový vnitřní objem trupu nebo úseku trupu, vyjádřený v litrech nebo kub. metrech. V těch případech, kdy není možné zcela naplnit trup nebo úsek trupu s ohledem na jejich formu nebo konstrukci, musí se použít pro určení stupně naplnění a značení cisterny tento snížený objem.

**Obytné prostory** prostory určené pro osoby běžně žijící na plavidle, včetně kuchyní, spíží, WC, umývárny, koupelny, prádelny, jídelny, chodeb atd., s výjimkou kormidelní;

**Odesílatel** podnik, který odesílá nebezpečné věci buď pro sebe, nebo pro třetí stranu. Pokud je přeprava prováděna na základě přepravní smlouvy, odesílatelem je odesílatel uvedený v této smlouvě. V případě tanková plavidla, jestliže jsou nákladní tanky prázdné nebo byly právě vyprázdněny, se pro účely přepravního dokladu považuje za odesílatele velitel plavidla.

**Odolné proti povětrnosti** konstrukční součást nebo zařízení vybavené tak, aby za normálních podmínek dovolily vniknout jen zanedbatelnému množství vody;

**Odpady** látky, roztoky, směsi nebo předměty, které nemohou být používány jako takové, které se však přepravují pro další zpracování, uložení na skládce nebo likvidaci spalením nebo jinými disponibilními metodami;

**Odvětrávací potrubí (na plavidle)** potrubí instalované na plavidle a spojující jeden nebo více nákladních tanků s plynovým zpětným potrubím během nakládky nebo vykládky. Toto potrubí je vybaveno pojistnými ventily chránícími nákladní tank(y) před nepřípustným vnitřním přetlakem nebo vznikem vakua;

**Odvětrávací zařízení na břehu** je stacionární nebo mobilní zařízení pro příjem plynů a par při odplyňování prázdných nebo vyložených nákladních nádrží a potrubí pro nakládku a vykládku;

**Odpar (boil-off)** pára tvořící se nad povrchem vřícího nákladu v důsledku odpařování. To je způsobeno přívodem tepla nebo poklesem tlaku;

**Odplyňování** je operace, jejímž cílem je snížení koncentrace nebezpečných plynů a par v prázdných nebo nevyčištěných nákladních tankách jejich vypouštěním do atmosféry nebo do zachytových přijímacích zařízení;

**Ochrana proti explozi** se rozumí všechny požadavky, které musí být splněny, a prostředky, které musí být užity, aby se zabránilo škodám způsobeným výbuchem.

To zahrnuje:

Organizační opatření, jako například:

- (a) Stanovení oblastí s nebezpečím výbuchu (rozdělení zón): v nichž je pravděpodobný výskyt výbušného ovzduší tvořeného směsí hořlavých plynů, par nebo sprejů se vzduchem:
  - nepřetržitě nebo dlouhodobě nebo často (zóna 0);
  - občas za normálního provozu (zóna 1); nebo

- výjimečně nebo jen krátce (zóna 2);  
(viz Směrnice 1999/92/EC<sup>6</sup>).
  - (b) Prevence vzniku zdrojů vznícení (použití ručních nástrojů s nízkým jiskřením, zákaz kouření, používání osobních ochranných prostředků včetně disipativních bot, neizolačních rukavic atd.);
  - (c) Vypracování pracovních pokynů.
- A technické požadavky, jako například:
- (a) Použití vybavení a zařízení, u nichž je doložena vhodnost používání v oblastech s rizikem výbuchu.
  - (b) Použití samostatných ochranných systémů;
  - (c) Monitorování potenciálně výbušného ovzduší pomocí systémů detekce plynů a detektorů plynů;

**Ochranná přepážka**, plynotěsná a vodotěsná se rozumí plynotěsná a vodotěsná přepážka na palubě ve výšce hranice podpalubní oblasti nákladu, která zabraňuje pronikání plynů do oblastí mimo nákladový prostor;

**Ochranná obuv (nebo ochranné holínky)** je obuv nebo holínky, které chrání nohy jejich uživatele během práce v nebezpečné oblasti. Volba vhodných ochranných bot nebo holínek by měla odpovídat pravděpodobným rizikům, zvláště pak těm způsobeným elektrostatickým nábojem, a splňovat požadavky mezinárodního standardu ISO 20345:2012 nebo ISO 20346:2014;

**Ochranné brýle, ochranné masky** jsou brýle nebo ochrana obličeje, které chrání oči nebo obličej jejich uživatele během práce v nebezpečné oblasti. Volba vhodných brýlí nebo masek musí odpovídat nebezpečím, která pravděpodobně vzniknou. K ochranným brýlím nebo maskám viz například Evropská norma EN 166:2001;

**Ochranné rukavice** znamená rukavice, které chrání ruce svého nositele během práce v nebezpečné oblasti. Volba vhodných ochranných rukavic by měla odpovídat pravděpodobným rizikům (viz např. evropské normy EN 374-1:2016, EN 374-2:2015 nebo EN 374-4:2013). V případě nebezpečí způsobeného elektrostatickým nábojem musí splňovat požadavky normy EN 16350:2015;

**Ochranný oblek** je oblek, který chrání tělo jejich uživatele během práce v nebezpečné oblasti. Volba vhodného obleku musí odpovídat nebezpečím, která pravděpodobně vzniknou. Ohledně ochranného oblečení, viz např. ISO 13688:2013. V případě nebezpečí způsobeného elektrostatickým nábojem viz také normu EN 1149-5:2008;

**Ochranný povlak** (pro nákladní tanky) je výstelka nebo vnitřní povlak chránící materiál kovových tanků proti přepravovaným látkám;

**POZNÁMKA:** Tato definice se nevztahuje na výstelku nebo vnitřní povlak používané jen k ochraně přepravované látky.

**Otevírací tlak** se rozumí tlak uvedený ve sloupci (10) tabulky C kapitoly 3.2, při němž jsou pojišťovací ventily, přetlakové ventily/vysokorychlostní odvzdušňovací ventily otevřeny. Pro tlakové tanky se otevírací tlak pojistného ventilu stanoví podle požadavků příslušného orgánu nebo uznávané klasifikační společnosti;

**Otevřené světlo** světelný zdroj používající plamen, který není uzavřen v ohnivzdorném obalu;

**Otevřený železniční vůz** je vůz s bočními a čelními stěnami nebo bez nich, jehož ložná plocha je otevřená;

**OTIF** je Mezivládní organizace pro mezinárodní dopravu po železnici (OTIF, Gryphenhübeliweg 30, CH-3006 Bern);

**Otvor pro odběr vzorků** se rozumí uzavíratelný otvor nákladního tanku o průměru nejvýše 0,30 m. Pokud seznam látek pro plavidlo podle bodu 1.16.1.2.5 obsahuje látky, u nichž se vyžaduje zajištění proti explozi ve sloupci (17) tabulky C kapitoly 3.2, musí být bezpečný proti prolehnutí plamene, schopen odolat stálému hoření pro nejnebezpečnější látku v seznamu látek pro plavidlo, a být navržen tak, aby doba otevírání byla co nejkratší, a aby nemohl zůstat otevřený bez vnějšího zásahu.

<sup>6</sup> Úřední věstník Evropské unie č. L 23 z 28.1.2000, str. 57.

Pojistka proti prošlehnutí plamene musí být testována v souladu s mezinárodní normou ISO 16852:2016<sup>1</sup> a musí být doložen doklad o splnění příslušných požadavků (např. postupu o posouzení shody podle Směrnice 2014/34/EU,<sup>2</sup> Systém IECEx,<sup>3</sup> ECE/TRADE/391 nebo alespoň jeho ekvivalent). Ochrana proti prošlehnutí plamene může být zajištěna integrovaným systémem pojistek proti prošlehnutí plamene schopných odolávat stálému hoření (ochrana proti prošlehnutí plamene);

## P

**Palivový článek** elektrochemický prostředek, který přeměňuje chemickou energii paliva na elektrickou energii, teplo a produkty reakce;

**Plavidlo** vnitrozemské nebo námořní plavidlo;

**Plnicí tlak** nejvyšší tlak skutečně vyvinutý v cisterně při jejím plnění pod tlakem;

**Plnič** jakýkoliv podnik, který

- (a) plní nebezpečné věci do cisterny (cisternového vozidla, snímatelné cisterny, přemístitelné cisterny nebo cisternového kontejneru) nebo do bateriového vozidla, cisternového železničního vozu nebo MEGC; nebo
- (b) plní nebezpečné věci do nákladního tanku; nebo
- (c) plní nebezpečné věci do plavidla, vozidla železničního vozu, velkého kontejneru nebo malého kontejneru pro přepravu ve volně loženém stavu;

**Plyn** látka, která:

- (a) při 50 °C má tenzi par větší než 300 kPa (3 bary); nebo
- (b) je kompletně v plynném stavu při 20 °C, při normálním tlaku 101,3 kPa;

Jinak pojem *Plyny* znamená plyny nebo páry;

**Plynová kartuše viz Malá nádobka obsahující plyn;**

**Plynové zpětné potrubí (na břehu)** potrubí břehového zařízení, které je spojeno během nakládky nebo vykládky s odvětrávacím potrubím plavidla. Toto potrubí je zkonstruováno tak, aby chránilo plavidlo před detonacemi nebo prošlehnutím plamenů z břehové strany;

**Podnik** jakákoli fyzická nebo právnická osoba, ať již zisková nebo nezisková, sdružení nebo skupina osob bez právní subjektivity, ať již ziskové nebo neziskové, nebo instituce s vlastní právní subjektivitou nebo závislá na správním orgánu, který má právní subjektivitu;

**Podtlakový ventil** je automaticky aktivovaný pojistný ventil, jehož účelem je chránit nákladní nádrž před nepříjatelným negativním vnitřním tlakem. Pokud seznam látek pro plavidlo podle bodu 1.16.1.2.5 obsahuje látky, u nichž se vyžaduje zajištění proti explozi ve sloupci (17) tabulky C kapitoly 3.2, musí být zajištěna ochrana proti prošlehnutí plamene pro nejnebezpečnější látky v seznamu látek. Ochrana proti prošlehnutí plamene musí být testována v souladu s mezinárodní normou ISO 16852:2016<sup>1</sup> a musí být doložen doklad o splnění příslušných požadavků (např. postupu o posouzení shody podle Směrnice 2014/34/EU,<sup>2</sup> Systém IECEx,<sup>3</sup> ECE/TRADE/391 nebo alespoň jeho ekvivalent). Ochrana proti prošlehnutí plamene může být zajištěna integrovaným systémem pojistek proti prošlehnutí plamene schopných odolávat stálému hoření (ochrana proti prošlehnutí plamene);

**Pojistka proti prošlehnutí plamene** část lapače plamenů, jejímž hlavním účelem je zabránit prošlehnutí plamene. Pojistka proti prošlehnutí plamene musí být testována v souladu s mezinárodní normou ISO 16852:2016<sup>1</sup> a musí být doložen doklad o splnění příslušných požadavků (např. postupu o posouzení shody podle Směrnice 2014/34/EU,<sup>2</sup> ECE/TRADE/391 nebo alespoň jeho ekvivalent).;

<sup>1</sup> Identické s EN ISO 16852:2016.

<sup>2</sup> Úřední věstník Evropské unie č. L 96 z 29.3.2014, str. 309.

<sup>3</sup> <http://iecex.com/rules>.



**Pojistný ventil** pružinové zařízení automaticky ovládané tlakem, jehož účelem je chránit nákladní tank proti nežádoucímu zvýšení vnitřního tlaku nebo vnitřního podtlaku; (viz také *Vysokorychlostní ventil*, *Přetlakový ventil* a *Podtlakový ventil*)

**Pomocný člun** (tj. člun na plavidle) člun na plavidle určený pro plnění dopravních, záchranných, vylovovacích a pracovních povinností;

**Potrubí pro nákladku a vykládku (nakládací a vykládací potrubí)** všechna potrubí, která mohou obsahovat kapalný nebo plyný náklad, včetně trubek, hadicových soustav, připojených čerpadel, filtrů a uzavíracích zařízení;

**Postřikovací zařízení** instalace na plavidle, která je schopna stejnoměrným rozstřikováním vody chránit všechny vertikální vnější povrchy lodního trupu na přídi a na zádi plavidla, všechny vertikální povrchy nástavby a palubních přístřešků, jakož i palubní povrchy nad nástavbami a palubními přístřešky, strojovny a prostory, v nichž je skladován hořlavý materiál. Kapacita postřikovacího zařízení pro oblast, která má být chráněna, musí být nejméně 10 l/m<sup>2</sup> za minutu. Postřikovací zařízení musí být zkonstruováno na celoroční používání. Postřikovací zařízení musí být ovladatelné z kormidelny nebo z bezpečné zóny;

**Prachotěsný obal** viz *Obal prachotěsný*

**Prostor s čerpadly** provozní prostor, kde jsou instalována čerpadla pro nákladku a vykládku a odčerpávací čerpadla spolu se svým provozním zařízením;

**Prostory s nebezpečím výbuchu** jsou prostory, v nichž se může vytvořit výbušná atmosféra v takovém měřítku, že jsou nezbytná zvláštní ochranná opatření k zajištění bezpečnosti a zdraví dotčených osob (viz Směrnice 1999/92/EC<sup>6</sup>). Oblasti s nebezpečím výbuchu jsou rozděleny do zón podle četnosti výskytu a trvání přítomnosti výbušné atmosféry. Viz také „Rozdělení oblastí s rizikem výbuchu, Ochrana před výbuchem, Rozdělení zón - pro tanková plavidla a Ochranná oblast - pro plavidla pro suchý náklad“;

**Provozní odpady (obsahující oleje a maziva)** použité oleje, voda z nádní a jiné odpady obsahující oleje a maziva, jako jsou použítá mazadla, použité filtry, použité hadry, jakož i nádoby a obaly na takové odpady;

**Provozní prostor** prostor, který je přístupný během provozu plavidla a který není součástí obytných prostor ani nákladních tanků, s výjimkou předního a zadního kolizního prostoru, pokud v nich nejsou zabudována strojní zařízení;

**Provozní tlak** ustálený tlak stlačeného plynu při vztažné teplotě 15 °C v naplněné tlakové nádobě;

**POZNÁMKA:** K cisternám viz „Nejvyšší provozní tlak“.

**Provozní životnost** pro kompozitní láhve a trubkové nádoby je počet roků, po který je dovoleno láhev nebo trubkovou nádobu používat;

**Provozovatel cisternového kontejneru nebo přemístitelné cisterny** podnik, na jehož jméno je registrován nebo připuštěn k provozu cisternový kontejner nebo přemístitelná cisterna;

**Průměr** (pro nádrže cisteren) je vnitřní průměr nádrže;

**Přemístitelná cisterna** viz *Cisterna přemístitelná*

**Přepážka** kovová stěna, obvykle vertikální, uvnitř plavidla, která je ohraničena dnem, bočními stěnami, palubou, kryty jícnu nebo jinou přepážkou;

**Přepážka (vodotěsná)**

- v suchém nákladním plavidle: přepážka konstruovaná tak, aby mohla odolat tlaku vody 1,00 metr nad palubou, avšak nejméně po vrchní hranu otvoru jícnu;
- v tankovém plavidle: přepážka konstruovaná tak, aby odolala tlaku vody 1,00 metr nad palubou;

<sup>6</sup> Úřední věstník Evropské unie č. L 23 z 28. ledna 2000, str. 57

**Přeprava** přemístění nebezpečných věcí, včetně zastávek nezbytných vzhledem k dopravním podmínkám a včetně všech dob, po které jsou nebezpečné věci uloženy v plavidlech, vozidlech, železničních vozech, cisternách nebo v kontejnerech a které jsou nezbytné vzhledem k provozním podmínkám před, během a po přemístění.

Tato definice zahrnuje též krátké dočasné skladování nebezpečných věcí za účelem změny druhu dopravy nebo dopravního prostředku (překládky). Toto platí, pokud jsou přepravní doklady, v nichž je uvedeno místo odeslání a místo určení, předloženy na požádání a pokud kusy a cisterny nejsou otevírány během krátkodobého skladování, kromě kontroly provedené příslušnými orgány;

**Přeprava volně ložených látek** přeprava nebalených tuhých látek, které mohou být vyklopeny;

**POZNÁMKA:** Ve smyslu ADN se přeprava volně ložených látek podle ADR nebo RID považuje za přepravu v kusech.

**Přepravní index (TI)** přidělený kusu, přepravnímu obalovému souboru nebo kontejneru, nebo nebalené zásilce LSA-I nebo SCO-I pro přepravu radioaktivních látek je číslo, kterého se používá ke kontrole expozice záření;

**Přepravní obalový soubor** vnější obalový prostředek (používaný jedním odesílatelem v případě radioaktivních látek) obsahující jeden nebo více kusů pevně spojených do jedné manipulační jednotky pro usnadnění manipulace a uložení při přepravě;

Příklady přepravních obalových souborů:

- (a) úložná plošina, jako je paleta, na které je uloženo nebo navrstveno několik kusů a zajištěno plastovou stahovací páskou, smršťovací nebo průtažnou fólií nebo jinými vhodnými prostředky; nebo
- (b) vnější ochranný obal jako bedna nebo latění;

**Přes nebo do** pro přepravu radioaktivních látek znamená přes stát nebo do státu, v němž nebo do něhož je zásilka přepravována, ale výslovně vylučuje státy, „nad“ nimiž je zásilka přepravována letecky, pokud nejsou v těchto státech podle letového řádu žádné zastávky;

**Přetlakový ventil** pružinové zařízení automaticky ovládané tlakem, jehož účelem je chránit nákladní tank proti nežádoucímu zvýšení vnitřního tlaku

**Příjemce** příjemce uvedený v přepravní smlouvě. Jestliže příjemce určí třetí osobu v souladu s ustanoveními platnými pro přepravní smlouvu, je tato osoba považována za příjemce ve smyslu ADN. Pokud je přeprava prováděna bez přepravní smlouvy, podnik, který přebírá nebezpečné věci po příjezdu, se považuje za příjemce;

**Příručka zkoušek a kritérií** šesté revidované vydání "United Nations Recommendations on the Transport of Dangerous Goods, Manual of Tests and Criteria, publikované Organizací spojených národů dokumentů (ST/SG/AC.10/30/Rev.6 a Úprava 1);

**Příslušný orgán** orgán nebo orgány nebo jiné instituce určené v každém státě a pro každý jednotlivý případ v souladu s jeho vnitrostátním právním řádem;

**Pytel** poddajný obal z papíru, plastové fólie, textilu, tkaniny nebo jiného vhodného materiálu;

## R

**Radioaktivní obsah** pro přepravu radioaktivních látek jsou radioaktivní látky spolu se všemi kontaminovanými nebo aktivovanými tuhými látkami, kapalinami a plyny uvnitř obalu;

**Rám** (třída 2), viz Svazek lahví;

**Recyklovaný plast** materiál získaný z použitých průmyslových obalů, který byl vyčištěn a připraven pro výrobu nových obalů;

**Relativní hustota** (nebo specifická hustota) vyjadřuje poměr hustoty látky k hustotě čisté vody při 3,98 °C (1000 kg/m<sup>3</sup>) a je bezrozměrná;

**RID** Řád pro mezinárodní železniční přepravu nebezpečných věcí [příloha 1 k přípojkou B (Jednotné právní předpisy pro Smlouvu o mezinárodní železniční přepravě zboží – CIM) Úmluvy o mezinárodní železniční přepravě – COTIF];

**Rozdělení oblastí s rizikem výbuchu** (viz směrnice 1999/92/CE<sup>6</sup>)

- zóna 0: oblasti, v nichž nebezpečná výbušná atmosféra plynů, par nebo mlhy existuje trvale nebo po dlouhá období;
- Zóna 1: oblasti, v nichž se nebezpečná výbušná atmosféra plynů, par nebo mlhy pravděpodobně vyskytne jen příležitostně;
- Zóna 2: oblasti, v nichž se nebezpečná výbušná atmosféra plynů, par nebo mlhy pravděpodobně vyskytne jen zřídka, a pokud se tak stane, tak jen na krátká období;

Viz také rozdělení zón

**Rozdělení zón:** toto rozdělení (viz schéma) se vztahuje na tanková plavidla, pokud seznam látek pro plavidlo podle bodu 1.16.1.2.5 obsahuje látky, u nichž se požaduje zajištění proti explozi ve sloupci (17) tabulky C kapitoly 3.2.



**Zóna 0** zahrnuje:

- Vnitřek všech nákladních prostor, nádrží pro zbytkové odpadní produkty a nádob na kaly, mycí vody, a potrubí obsahující náklad nebo výpary z nákladu, včetně zařízení, jakožto i čerpadla a kompresory.



**Zóna 1** zahrnuje:

- Všechny prostory umístěné pod palubou v nákladovém prostoru, které nejsou součástí zóny 0.
- Uzavřené prostory v nákladovém prostoru na palubě.
- Palubu v nákladovém prostoru po celé šířce plavidla až po vnější přepážky ochranné hráze.
- Až do vzdálenosti nejméně 1,60 m od „hraničních rovin nákladového prostoru“, výška nad palubou je 2,50 m, ale nejméně 1,50 m nad nejvyšším potrubím, které přepravuje náklad nebo výpary z nákladu.
- Přilehlé prostory (přední a zadní) k nejbližším přepážkám nákladního tanku, výška je 0,25 m nad palubou.

Je-li loď postavena s úložným prostorem nebo je-li ochranná hráz/část ochranné hráze uspořádána jako provozní prostor, sousední výška (přední a zadní) k „hraniční rovině nákladového prostoru“ je 1,00 m nad palubou (viz schéma).

- Každý otvor v zóně 0 s výjimkou vysokorychlostních odvětrávacích ventilů, odvětrávacích ventilů / pojistných ventilů nákladních tanků s vnitřním přetlakem musí být obklopen válcovou zónou 1 o šířce nejméně 2,50 m. U otvorů, jejichž průměr je menší než 0,026 m (1"), může být vzdálenost k vnější přepážce ochranné hráze zmenšena na 0,50 m za předpokladu, že takový otvor není v této vzdálenosti otevřen do ovzduší.
- Válcovou oblast obklopující vysokorychlostní odvětrávací ventil/pojistný ventil nákladních nádrží s vnitřním přetlakem s poloměrem 3,00 m až do výšky 4,00 m nad otvorem vysokorychlostního odvětrávacího ventilu/pojistného ventilu nákladních nádrží s vnitřním přetlakem.
- Okolí větracích otvorů obslužných prostorů vybavených větracím systémem umístěným v nákladovém prostoru, zóna obsažená v části koule o poloměru 1,00 m.



**Zóna 2** zahrnuje:

- Na palubě v nákladovém prostoru, zónu 1,00 m nahoru a do stran podélně od zóny 1.
- Na přední palubě a na zadní palubě, oblast o délce 7,50 m po celé šířce plavidla a přilehlou k „hraniční rovině nákladového prostoru“. Mezi boční stranou plavidla a ochrannou stěnou se délka a výška této oblasti rovná rozměrům boční strany ochranné stěny. Jinde je výška v zóně 2 0,50 m.

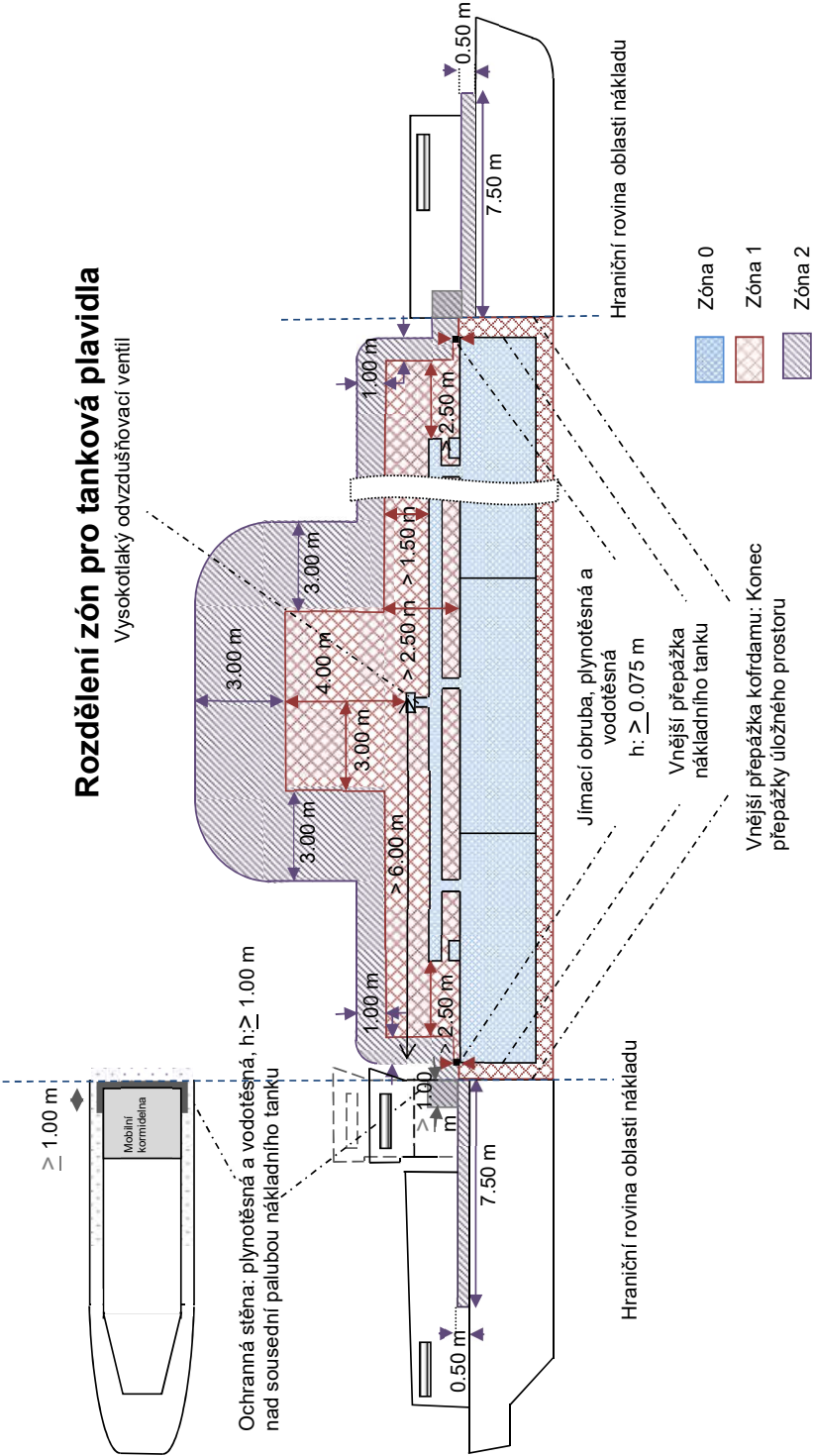
Tato oblast není součástí zóny 2, pokud se ochranná stěna rozkládá od jedné strany plavidla k druhé a nejsou zde žádné otvory.

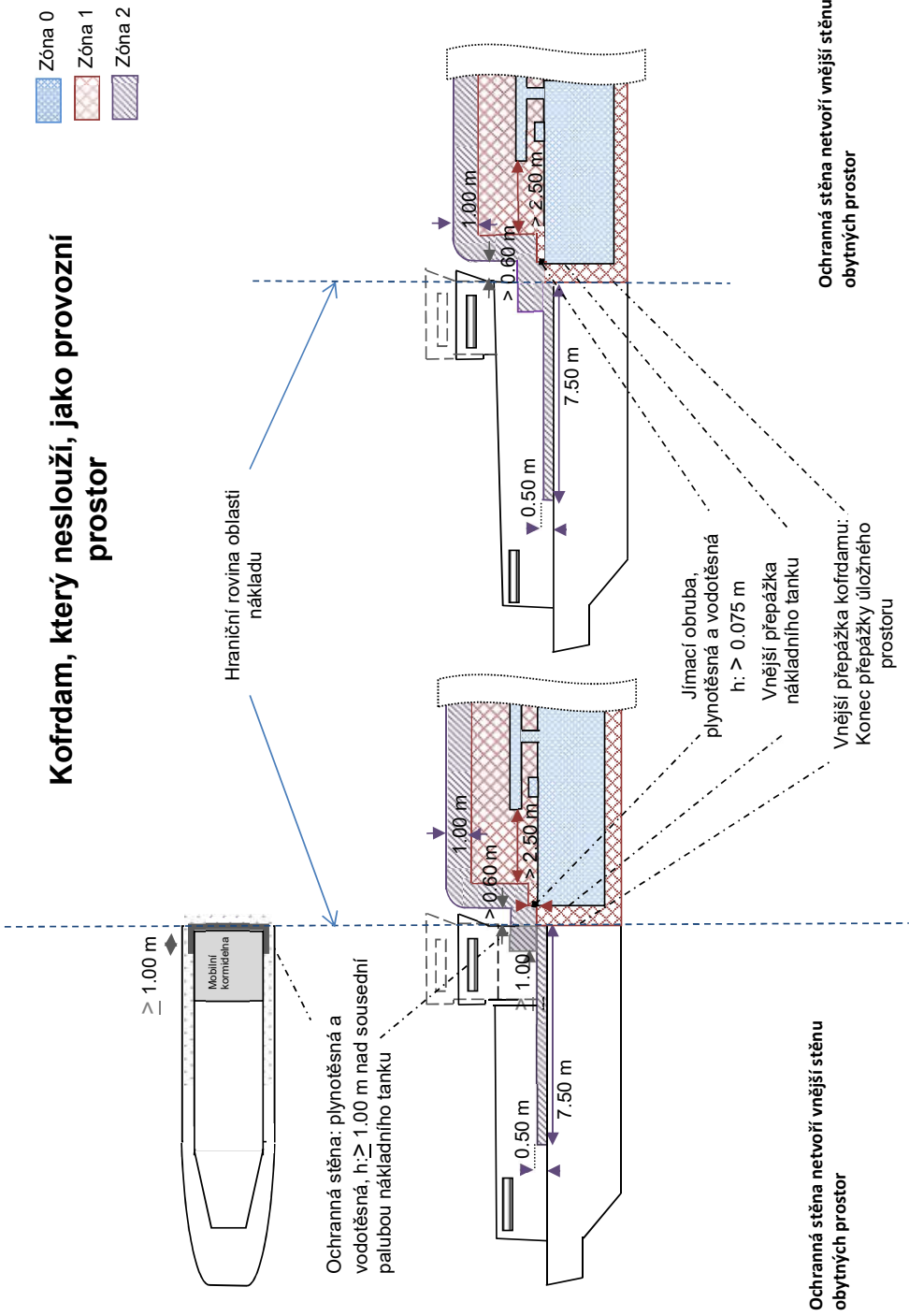
<sup>6</sup> Úřední věstník Evropské unie č. L 23 z 28. ledna 2000, str. 57

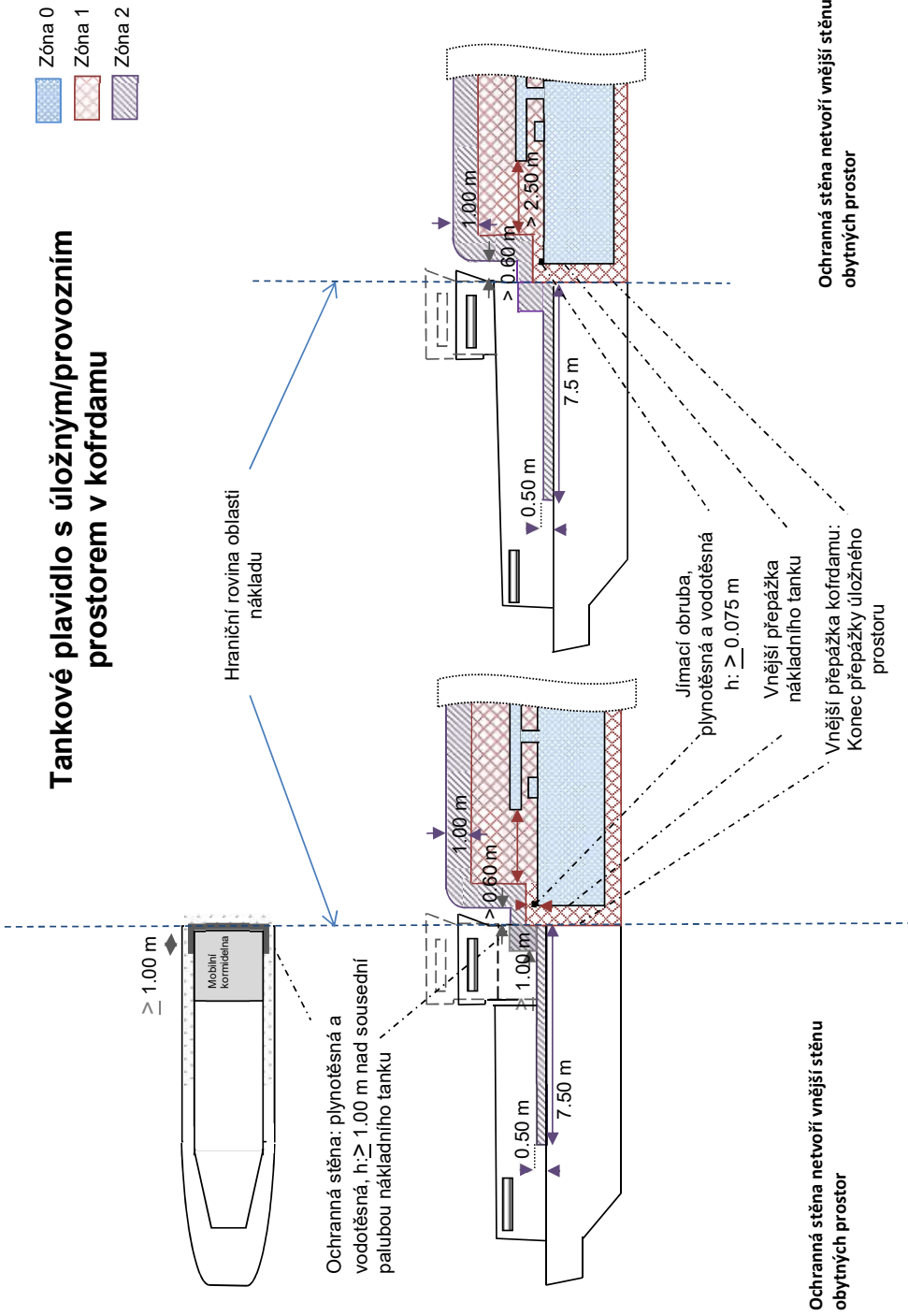
- Plochu 3,00 m, která se rozprostírá kolem zóny 1, která zahrnuje vysokorychlostní odvětrávací ventily / pojistné ventily nákladních nádrží s vnitřním přetlakem.
- Okolí větracích otvorů obslužných prostorů vybavených větracím systémem umístěným v nákladovém prostoru, zóna obsažená v hemisférickém plášti o poloměru 1,00 m.

Rozdělení zón pro tanková plavidla

Vysokotlaký odvětrávací ventil







## Ř

**Řízená teplota** nejvyšší teplota, při které může být bezpečně přepravován organický peroxid, samovolně se rozkládající látka nebo polymerizující látka;

## S

**SADT** viz „*Teplota samourychlujícího se rozkladu*“;

**SAPT viz** „*Teplota autoakcelerační polymerace*“;

**Schválení**

**Vícestranné schválení** pro přepravu radioaktivních látek je schválení, které bylo uděleno příslušným orgánem buď země původu vzoru, nebo země odeslání, podle toho, co je relevantní, a také příslušným orgánem každého státu, přes který nebo do kterého má být příslušná zásilka přepravena.

**Jednostranné schválení** pro přepravu radioaktivních látek je schválení vzoru, které uděluje jen příslušný orgán země původu vzoru. Není-li země původu členským státem ADN, musí být toto schválení uznáno příslušným orgánem smluvní strany ADN (viz 6.4.22.8 ADR);

**Skupina výbušnosti** seskupení hořlavých plynů a par podle jejich maximálních experimentálních bezpečných spár (standardní šířka spáry určena podle specifických podmínek) a nejnižších zápalných proudů, jakož i elektrických zařízení určených k použití v potenciálně výbušné atmosféře (viz EN IEC 60079-0:2012);

**Skupinový obal** viz **Obal skupinový**

**Směrnice ES** rozhodnutí příslušných orgánů Evropského společenství, která jsou závazná, pokud se týče dosažených výsledků, pro všechny členské státy, jimž je adresováno, avšak volba formy a metod je ponechána národním orgánům;

**Snímatelná cisterna** viz **Cisterna snímatelná**

**SOLAS** Mezinárodní dohoda o ochraně lidského života na moři, 1974, v pozdějším znění;

**Spojení pro zařízení pro odběr vzorků** spojení umožňující instalaci zařízení pro odběr vzorků uzavřeného nebo částečně uzavřeného typu. Toto spojení musí být vybaveno uzavíracím mechanismem odolávajícím vnitřnímu tlaku nákladního tanku. Toto spojení musí být typu schváleného příslušným orgánem pro zamýšlené použití;

**Stabilizovaný tlak** tlak obsahu tlakové nádoby v tepelné a difúzní rovnováze;

**Stálé hoření** hoření ustálené na neomezeně dlouhou dobu (viz EN ISO 16852:2016<sup>7</sup>);

**STCW** Mezinárodní úmluva o normách výcviku, kvalifikace a strážní služby námořníků, 1978, ve znění pozdějších předpisů;

**Stlačený zemní plyn (CNG)** stlačený plyn tvořený zemním plynem s vysokým obsahem methanu, přiřazený k UN 1971;

**Stupeň plnění** je poměr hmotnosti plynu k hmotnosti vody při 15 °C, která by zcela naplnila tlakovou nádobu připravenou k použití (vnitřní objem);

**Stupeň plnění (nákladního tanku)** je-li udán stupeň plnění nákladní tank, je to procentní podíl z objemu nákladního tanku, který může být zaplněn kapalinou během nakládky.

**Sud** válcovitý obal z kovu, lepenky, plastu, překližky nebo jiných vhodných materiálů s plochými nebo oblými víky a dny (základnami). Pod tento pojem patří též obaly jiných tvarů, např. oblé obaly s hrdlem kuželovitého tvaru nebo obaly kelímkovitého tvaru. Pod tento pojem nepatří *dřevěné sudy a kanystry*.

<sup>7</sup> Identické s EN ISO 16852:2016.



**Svazek lahví** soubor lahví, které jsou navzájem pevně spojeny a propojeny sběrným potrubím a jsou přepravovány jako jeden celek. Celkový hydraulický vnitřní objem nesmí přesáhnout 3 000 litrů, u svazku lahví určených pro přepravu toxických plynů třídy 2 (skupin začínajících písmenem T podle 2.2.2.1.3) je tento hydraulický vnitřní objem omezen na 1 000 litrů;

**Systémy autonomní ochrany** jsou všechna zařízení, která jsou určena k okamžitému zastavení výbuchu hned v jejich začátku a / nebo k omezení rozsahu účinku výbuchu, a která jsou na trhu jednotlivě dostupná pro použití jako samostatné systémy. Toto zahrnuje pojistku proti prošlehnutí plamene, vysokorychlostní pojišťovací ventily, podtlakové ventily s integrovanou ochranou proti zpětnému prošlehnutí plamene a přístroje pro bezpečné zbavení pnutí v nákladních tancích, které odolají zpětnému prošlehnutí plamene (viz také Pojistka proti prošlehnutí plamene, Vysokorychlostní pojišťovací ventil, Podtlakový ventil, Přístroje pro bezpečné zbavení pnutí v nákladních tancích a zpětnému prošlehnutí plamene);

**Systém měření radiace** je přístroj, který obsahuje detektory záření jako své součásti;

**Systémem pro měření kyslíku** se rozumí zařízení pro monitorování v ustáleném stavu, které je schopno včas detekovat jakékoli významné snížení obsahu kyslíku v atmosféře a aktivovat alarmy v případě, že koncentrace kyslíku dosáhne 19,5 % obj.

Musí být testováno v souladu s evropskou normou IEC/EN<sup>1</sup> 50104:2010. Používá-li se v prostředí s rizikem výbuchu, musí rovněž splňovat požadavky na použití v dané zóně a musí být doložen doklad o jejich splnění (např. postup posuzování shody podle Směrnice 2014/34/EU,<sup>2</sup> systému IECEx,<sup>3</sup> ECE/TRADE/391<sup>4</sup> nebo alespoň jejich ekvivalent);

Zařízení pro měření kyslíku může být rovněž konstruováno jako součást multidetektoru pro měření hořlavých plynů a kyslíku;

**Systém řízení** pro přepravu radioaktivních látek je soustava vzájemně propojených nebo vzájemně působících prvků (systém) pro stanovení strategie a cílů a umožňující, aby cílů bylo dosaženo vhodným a účinným způsobem;

## Š

**Školení** výuka, kurzy nebo učení poskytované organizátorem schváleným příslušným orgánem;

## T

**Tank na zbytkové produkty** trvale zabudovaný tank určený ke shromažďování zbytkového nákladu, mycí vody, zbytků nákladu nebo kalů, které jsou vhodné pro čerpání;

**Tankové plavidlo** plavidlo určená pro přepravu látek v nákladních tancích;

**Technický název** uznávaný chemický, popřípadě biologický název nebo jiný název běžně používaný ve vědeckých a technických příručkách, časopisech a textech (viz 3.1.2.8.1.1);

**Těleso nádoby** (pro všechny druhy IBC kromě kompozitních IBC) vlastní nádoba, včetně otvorů a jejich uzávěrů, avšak bez provozní výstroje;

**Teplota autoakcelerační polymerace (SAPT)** nejnižší teplota, při níž může dojít k polymerizaci látky v obalu, IBC nebo cisterně, tak jak je podávána k přepravě. SAPT musí být určena zkušebními postupy stanovenými pro teplotu samourychlujícího se rozkladu pro samovolně se rozkládající látky podle části II, oddílu 28 Příručky zkoušek a kritérií;

**Teplota samourychlujícího se rozkladu (SADT)** nejnižší teplota, při níž může nastat samourychlující se rozklad látky v obalu použitým při přepravě. Ustanovení pro určení SADT a účinků zahřátí pod uzavřením jsou uvedena v části II Příručky zkoušek a kritérií (Manual of Tests and Criteria);

<sup>1</sup> IEC/EN znamená: Tato norma existuje jako norma IEC i jako evropská norma.

<sup>2</sup> Úřední věstník Evropské unie č. L 96 z 29.3.2014, str. 309.

<sup>3</sup> <http://iecex.com/rules>.

<sup>4</sup> Společný předpisový rámec pro zařízení používaná v prostředích s výbušnou atmosférou, OSN, 2011.

**Teplota samovznícení** (EN 13237:2011) nejnižší teplota, určená za předepsaných zkušebních podmínek, horkého povrchu, na kterém se vznítí hořlavá látka ve formě směsi plyn/vzduch nebo pára/vzduch;

**Teplotní třída** rozdělení hořlavých plynů a par hořlavých kapalin podle jejich zápalné teploty a elektrických zařízení určených k používání v odpovídající potenciálně výbušné atmosféře podle jejich nejvyšší teploty povrchu; (viz publikace EN 13237:2011)

**Tlaková nádoba** viz **Nádoba tlaková**

**Tlakový sud** svařovaná přemístitelná tlaková nádoba s hydraulickým vnitřním objemem větším než 150 litrů, nejvýše však 1000 litrů (např. válcová nádoba vybavená obručemi pro válení, nádoba na ližinách nebo v rámu);

**Tlak** pro tanky jsou všechny druhy tlaků (např. provozní tlak, otevírací tlak vysokorychlostních ventilů, zkušební tlak) vyjádřeny jako přetlaky v kPa (barech); tenze par látek se však vyjadřuje jako absolutní tlak v kPa (barech);

**Trubková nádoba** viz **Nádoba trubková**

**Tuhá látka:**

- (a) látky s bodem tání nebo bodem počátku tání vyšším než 20 °C při tlaku 101,3 kPa; nebo
- (b) látka, která není kapalná podle zkušební metody ASTM D 4359-90 nebo která je pastovitá podle kritérií vztahujících se na zkoušku tekutosti (penetrometrická zkouška) popsanou v oddílu 2.3.4;

**Tuhá vnitřní nádoba** viz **Nádoba tuhá vnitřní**

**Typy plavidel**

Typ G: tankové plavidlo určené pro přepravu plynů. Může to být přeprava plynů pod tlakem nebo hluboce zchlazených plynů;

Typ C: tanková plavidlo určené pro přepravu kapalin. Plavidlo musí být provedeno jako plavidlo s hladkou palubou / dvojitou obšívkou s dvojitými boky a dvojitým dnem bez mezinástavby. Nákladní tanky mohou být tvořeny trupem plavidla nebo mohou být umístěny jako nezávislé tanky v úložných prostorech;

Typ N: tankové plavidlo určené pro přepravu kapalin.

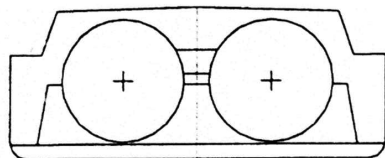
Typ N, uzavřený: tankové plavidlo určené pro přepravu kapalin v uzavřených nákladních tancích.

Typ N, otevřený, s lapačem plamenů: tankové plavidlo určené pro přepravu kapalin v otevřených nákladních tancích, jejichž otvory do ovzduší jsou vybaveny lapačem plamenů schopným odolat trvalému hoření

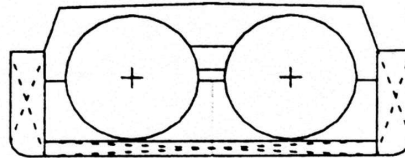
Typ N, otevřený: tankové plavidlo určené pro přepravu kapalin v otevřených nákladních tancích.

Nákresy (příklady):

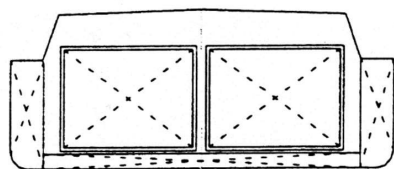
Typ G:



Typ G Stavba nákladního tanku 1,  
Typ nákladního tanku 1  
(také s hladkou palubou)

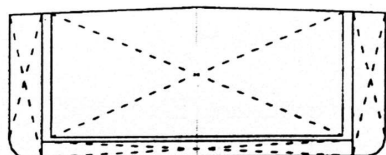


Typ G Stavba nákladního tanku 1,  
Typ nákladního tanku 1  
(také s hladkou palubou)

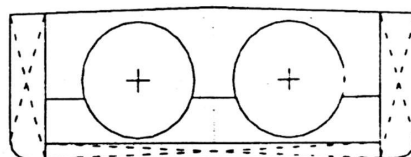


Typ G Stavba nákladního tanku 2,  
Typ nákladního tanku 1  
(také s hladkou palubou)

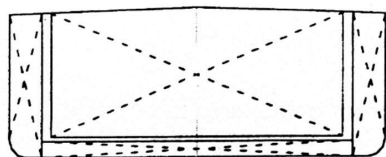
Typ C:



Typ C Stavba nákladního tanku 2,  
Typ nákladního tanku 2

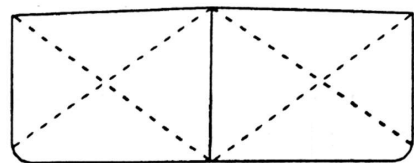


Typ C Stavba nákladního tanku 1,  
Typ nákladního tanku 1

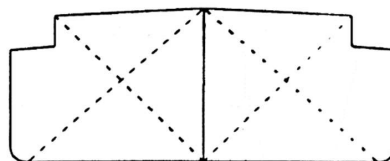


Typ C Stavba nákladního tanku 2,  
Typ nákladního tanku 1

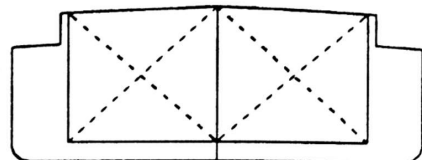
Typ N:



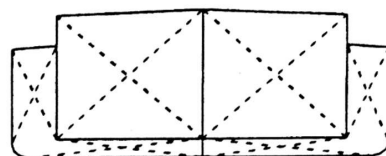
Typ N Stavba nákladního tanku 2, 3 nebo 4  
Typ nákladního tanku 2



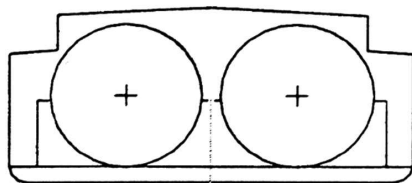
Typ N Stavba nákladního tanku 2, 3 nebo 4  
Typ nákladního tanku 2



Typ N Stavba nákladního tanku 2, 3 nebo 4  
Typ nákladního tanku 1  
(také s hladkou palubou)



Typ N Stavba nákladního tanku 2, 3 nebo 4  
Typ nákladního tanku 3  
(také s hladkou palubou)



Typ N Stavba nákladního tanku 2, 3 nebo 4  
Typ nákladního tanku 1  
(také s hladkou palubou)

## U

**Údržná doba** doba, která uplyne od okamžiku dosažení počátečního stavu plnění až do okamžiku, kdy tlak zvyšující se v důsledku přívodu tepla dosáhne nejnižšího nastaveného tlaku omezovače(ů) tlaku cisteren určených pro přepravu hluboce zchlazených zkapalněných plynů;

**POZNÁMKA:** K přemístitelným cisternám viz 6.7.4.1.

**UEL** viz *Horní mez výbušnosti*

**Úložný prostor** uzavřená část plavidla, která je vpředu a vzadu ohraničena vodotěsnými přepážkami a která je určena jen k uložení nezávislých nákladních tanků;

**UN číslo** čtyřmístné identifikační číslo látky nebo předmětu převzaté ze Vzorových předpisů OSN;

**UNECE** United Nations Economic Commission for Europe (Evropská hospodářská komise OSN) (UNECE, Palais des Nations, 8-14 avenue de la Paix, CH-1211 Geneve 10, Switzerland);

**Úniková cesta** bezpečná cesta z nebezpečí do bezpečí nebo k jiným evakuačním prostředkům;

**Únikový prostředek (vhodný)** dýchací ochranný prostředek zkonstruovaný k zakrytí uživatelských úst, nosu a očí, který je možno snadno nasadit a který slouží k úniku z nebezpečné oblasti. K takovým prostředkům viz například Evropská norma EN 13794:2002, EN 402:2003, EN 403:2004 nebo EN 1146:2005;

**Úroveň ochrany zařízení** (EPL<sup>5</sup> (viz IEC 60079-0)) znamená úroveň ochrany přiřazenou zařízení na základě pravděpodobnosti, že se stane zdrojem vznícení.

EPL 'Ga':

Zařízení s „velmi vysokou“ úrovní ochrany. Toto zařízení odpovídá kategorii zařízení I podle Směrnice 2014/34/EU.<sup>2</sup>

Zařízení s úrovní ochrany 'Ga' je vhodné pro použití v zónách 0, 1 a 2.

EPL 'Gb':

Zařízení s „vysokou“ úrovní ochrany. Toto zařízení odpovídá kategorii zařízení II podle Směrnice 2014/34/EU.<sup>2</sup>

Zařízení s úrovní ochrany 'Gb' je vhodné pro použití v zónách 1 a 2.

EPL 'Gc':

Zařízení se „zvýšenou“ úrovní ochrany. Toto zařízení odpovídá kategorii zařízení III podle Směrnice 2014/34/EU.<sup>2</sup>

Zařízení s úrovní ochrany 'Gc' je vhodné pro použití v zóně 2.

**Uzávěr** zařízení uzavírající otvor v nádobě;

<sup>5</sup> Zkratka EPL znamená: Úroveň ochrany zařízení.

<sup>2</sup> Úřední věstník Evropské unie č. L 96 z 29.3.2014, str. 309.

**Uzavírací systém** pro přepravu radioaktivních látek je konstruktérem specifikovaný a příslušným orgánem uznaný soubor štěpných látek a částí obalů, který je určen pro udržení kritické bezpečnosti;

**Uzavřené vozidlo** vozidlo s uzavíratelnou nástavbou;

**Uzavřený kontejner** viz *Kontejner uzavřený*

**Uzavřený kontejner pro volně ložené látky** viz *Kontejner pro volně ložené látky*;

## V

**Velitel plavidla** osoba odpovídající definici v článku 1.02 Evropského předpisu pro vnitrozemské vodní cesty (CEVNI);

**Velká nádoba pro volně ložené látky (IBC)** viz *IBC*

**Velký obal** viz *Obal velký*

**Velký kontejner** viz *Kontejner velký*

**Vícečlánkový kontejner na plyn (MEGC)** přepravní prostředek obsahující články, které jsou navzájem propojeny spojovacím potrubím a namontovány na rámu. Následující články se považují za články vícečlánkového kontejneru na plyn: láhve, trubkové nádoby, tlakové sudy a svazky lahví, jakož i cisterny pro přepravu plynů, jak jsou definovány v 2.2.2.1.1, s vnitřním objemem větším než 450 litrů;

**POZNÁMKA:** Pro UN vícečlánkové kontejnery na plyn (MEGC), viz 6.7 ADR.

**Vložka** hadice nebo pytel vložený do obalu, včetně velkých obalů nebo IBC, které však netvoří jeho nedílnou součást, včetně uzávěrů jeho otvorů;

**Vnější obal** viz *Obal vnější*

**Vnitřní nádoba** viz *Nádoba vnitřní*

**Vnitřní objem nádrže nebo komory nádrže** cisterny je celkový vnitřní objem *nádrže* nebo *komory nádrže* vyjádřený v litrech nebo kubických metrech. Není-li možno *nádrž* nebo *komoru nádrže* z důvodů jejího tvaru nebo konstrukce zcela naplnit, musí se pro určení stupně plnění a pro značení cisterny použít tento snížený vnitřní objem;

**Vnitřní obal** viz *Obal vnitřní*

**Voda z nádní** voda z nádní strojovny, kolizního prostoru, kofrdamů a dvojitých boků, obsahující olej;

**Vodotěsné** konstrukční součást nebo zařízení vybavené tak, aby se zamezilo jakémukoli vniknutí vody;

**Vodní film** vodní vrstva k ochraně proti křehkému lomu;

**Vozidlo** jakékoli vozidlo spadající pod definici pojmu vozidla (viz *Bateriové vozidlo*, *Uzavřené vozidlo*, *Nekryté vozidlo*, *Vozidlo s plachtou* a *Cisternové vozidlo*);

**Vozidlo s plachtou** nekryté vozidlo opatřené plachtou pro ochranu nákladu;

**Vozová zásilka** každá zásilka od jednoho odesílatele, pro kterou je výlučně vyhrazeno použití vozidla, železničního vozu nebo velkého kontejneru, přičemž všechny úkony spojené s nakládkou a vykládkou se vykonávají podle příkazů odesílatele nebo příjemce;

**POZNÁMKA:** Odpovídající pojem pro radioaktivní látky je „výlučné použití“

**Výbuch** je náhlá reakce oxidace nebo rozkladu s nárůstem teploty nebo tlaku nebo obou současně (viz EN 13237:2011);

**Výbušná atmosféra** je směs vzduchu s plyny, parami nebo mlhami hořlavá za atmosférických podmínek, v níž se proces hoření rozšíří po vznícení na celou nespolebitelnou směs (viz EN 13237:2011);

**Výdejní zařízení (čerpací systém)** zařízení pro zásobování (tankování) plavidel kapalnými pohonnými hmotami;

**Vykládce** podnik, který

- (a) snímá kontejner, kontejner pro volně ložené látky, MEGC, cisternový kontejner nebo přemístitelnou cisternu z dopravního prostředku; nebo
- (b) vykládá balené nebezpečné věci, malé kontejnery nebo přemístitelné cisterny z dopravního prostředku nebo kontejneru; nebo
- (c) vyprazdňuje nebezpečné věci z nákladního tanku, cisternového vozidla, snímatelné cisterny, přemístitelné cisterny nebo cisternového kontejneru; nebo z bateriového železničního vozu, bateriového vozidla, MEMU nebo MEGC; nebo z dopravního prostředku pro přepravu ve volně loženém stavu, velkého kontejneru nebo malého kontejneru pro přepravu ve volně loženém stavu nebo z kontejneru pro volně ložené látky;
- (d) snímá vozidlo nebo vůz z plavidla;

**Vykládka** všechny činnosti vykonávané vykládcem podle definice vykládce;

**Výlučné použití** pro přepravu radioaktivních látek je výhradní použití dopravního prostředku nebo velkého kontejneru jediným odesílatelem, přičemž všechny postupy nakládky a vykládky a expedice před přepravou, během přepravy a po přepravě jsou prováděny podle pokynů odesílatele nebo příjemce, kde je to ustanoveními ADN vyžadováno;

**Výměnná nástavba** viz *Kontejner*

**Výpočetní vakuometrického tlaku** znamená vakuometrický tlak, na nějž byla vypočten, projektován a vystavěn nákladní tank nebo cisterna pro zůstatky věcí.

**Vysokorychlostní ventil** je pojišťovací přetlakový ventil navržený tak, aby měl nominální rychlosti proudění vyšší než rychlost plamene výbušné směsi, čímž se zabrání prošlehnutí plamene. Pokud seznam látek pro plavidlo podle bodu 1.16.1.2.5 obsahuje látky, u nichž se vyžaduje zajištění proti explozi ve sloupci (17) tabulky C kapitoly 3.2, musí být toto pojišťovací přetlakové zařízení testováno v souladu s mezinárodní normou ISO 16852:2016 a musí být doložen doklad o splnění příslušných požadavků (např. postupu o posouzení shody podle Směrnice 2014/34/EU<sup>2</sup>, systém IECEx<sup>3</sup>, ECE/TRADE/391 nebo alespoň jeho ekvivalent);

**Vzor** pro přepravu radioaktivních látek je popis štěpné látky vyjmuté podle 2.2.7.2.3.5 (f), radioaktivní látky zvláštní formy, nízkodisperzní radioaktivní látky, kusu nebo obalu, který umožňuje jejich úplnou identifikaci. Popis může obsahovat specifikace, konstrukční výkresy, zprávy, ze kterých je zřejmý soulad s právními předpisy, a jinou relevantní dokumentaci;

**Vzorové předpisy OSN** vzorové předpisy v příloze k dvacátému revidovanému vydání Doporučení pro přepravu nebezpečných věcí OSN, vydaného Organizací spojených národů (ST/SG/AC.10/1/Rev.20);

## Z

**Záchranná tlaková nádoba** tlaková nádoba s hydraulickým vnitřním objemem nejvýše 3 000 litrů, do které se ukládají poškozené, vadné nebo netěsnící tlakové nádoby nebo tlakové nádoby neodpovídající předpisům pro jejich přepravu, např. za účelem jejich obnovy nebo likvidace;

**Záchranný člun** speciálně vybavený a přímo přístupný člun, zkonstruovaný pro odolání všem zjištěným nebezpečím spojeným s nákladem a pro evakuaci osob v nebezpečí;

<sup>2</sup> Úřední věstník Evropské unie č. L 96 ze dne 29. března 2014, strana 309.

<sup>3</sup> <http://iecex.com/rules>.

**Záchranný obal** viz „Obal záchranný“

**Záchranný vrátek** zařízení pro vyzdvihování osob z prostorů, jako jsou nákladní tanky, kofrdamy a dvojité boky. Zařízení musí být obsluhovatelné jednou osobou.

**Zajištění kvality** systematický program inspekcí a kontrol uplatňovaný jakoukoli organizací nebo institucí, jehož cílem je poskytnout přiměřenou záruku, že bezpečnostní požadavky ADN jsou v praxi plněny;

**Zalisovaná láhev**, je láhev určená k přepravě LPG, o hydraulickém vnitřním objemu nejvýše 13 litrů, vyrobená ze svařované ocelové vnitřní láhve s vnitřním povlakem a opatřená vnějším ochranným pláštěm vyrobeným z pórovitého plastu, který je neodnímatelný a spojený neoddělitelně s vnějším povrchem vnější stěny ocelové láhve;

**Záruka plnění předpisů (radioaktivní látky)** systematický program opatření uplatňovaných příslušným orgánem, jehož cílem je zajistit plnění požadavků ADN v praxi;

**Zařízení pro bezpečné zbavení pnutí v nákladním tanku** se rozumí ručně ovládané nebo dálkově ovládané zařízení, které je instalováno takovým způsobem, aby umožňovalo bezpečné zbavení pnutí nákladních tanků. Pokud seznam látek pro plavidlo podle bodu 1.16.1.2.5 obsahuje látky, u nichž se vyžaduje zajištění proti explozi ve sloupci (17) tabulky C kapitoly 3.2, musí být zajištěna ochrana proti prošlehnutí plamene pro nejnebezpečnější látky v seznamu látek. Ochrana proti prošlehnutí plamene musí být testována v souladu s mezinárodní normou ISO 16852:2016<sup>7</sup> a musí být doložen doklad o splnění příslušných požadavků (např. postupu o posouzení shody podle Směrnice 2014/34/EU,<sup>2</sup> systém IECEx,<sup>3</sup> ECE/TRADE/391<sup>4</sup> nebo alespoň jeho ekvivalent). Ochrana proti prošlehnutí plamene může být zajištěna integrovaným systémem pojistek proti prošlehnutí plamene schopných odolávat stálému hoření (ochrana proti prošlehnutí plamene);

**Zařízení pro detekci plynů** monitorovací systém ustáleného stavu s čidly pro přímé měření schopnými včas detekovat významné koncentrace hořlavých plynů při koncentracích pod jejich hodnotou dolní meze výbušnosti a aktivovat alarmy při překročení mezní hodnoty. Musí být kalibrován alespoň pro n-hexan. Prahová úroveň senzorů musí být nastavena na nejvýše 10 % dolní meze výbušnosti n-hexanu.

Musí být certifikován podle IEC/EN<sup>1</sup> 60079-29-1:2016 a elektronicky řízené systémy také podle EN 50271:2010. Používá-li se v prostředí s nebezpečím výbuchu, musí rovněž splňovat požadavky na použití v dané zóně a musí být doložen doklad o jejich splnění (např. postup posuzování shody podle Směrnice 2014/34/EU,<sup>2</sup> systém IECEx System,<sup>3</sup> ECE/TRADE/391<sup>4</sup> nebo alespoň jejich ekvivalent);

**Zařízení pro odběr vzorků uzavřeného typu** zařízení, které prochází stěnou nákladního tanku nebo potrubím pro nakládku a vykládku, ale je součástí uzavřeného systému zkonstruovaného tak, aby během odběru vzorků nedocházelo k úniku plynu nebo kapaliny z nákladního tanku. Toto zařízení musí být takového typu, který je schválen kompetentním orgánem pro tyto účely;

**Zařízení pro odběr vzorků částečně uzavřeného typu** zařízení, které prochází stěnou nákladního tanku nebo potrubím pro nakládku a vykládku a je zkonstruované tak, aby během odběru vzorků uniklo jen malé množství plynného nebo kapalného nákladu do ovzduší. Pokud není toto zařízení používáno, musí být úplně uzavřeno. Toto zařízení musí být takového typu, který je schválen kompetentním orgánem pro tyto účely;

**Zařízení pro vyrovnávání tlaku** automaticky aktivovaný pojistný ventil, jehož účelem je chránit nákladní tank proti nepřipustnému vnitřnímu přetlaku;

**Zařízení určené pro použití v oblastech s rizikem výbuchu** se rozumí elektrická a neelektrická zařízení, kde jsou přijata opatření, která zabraňují tomu, aby se aktivovaly jejich vlastní zdroje vznícení. Takové zařízení musí splňovat požadavky pro použití v příslušné zóně. Musí být testováno v souladu s typem ochrany a musí být doložen doklad o splnění příslušných požadavků (např. postupu o posouzení shody podle Směrnice 2014/34/EU,<sup>2</sup> systému IECEx,<sup>3</sup> ECE/TRADE/391<sup>4</sup> nebo alespoň jeho ekvivalent).

<sup>1</sup> IEC/EN znamená: Tato norma existuje jako norma IEC i jako evropská norma.

<sup>2</sup> Úřední věstník Evropské unie č. L 96 z 29.3. 2014, str. 309.

<sup>3</sup> <http://iecex.com/rules>.

<sup>4</sup> Společný předpisový rámec pro zařízení používaná v prostředích s výbušnou atmosférou, OSN, 2011.

<sup>7</sup> Identické s EN ISO 16852:2016.

**Zařízením** (viz Směrnice 2014/34/EU<sup>2</sup>) se rozumějí elektrické nebo neelektrické stroje, přístroje, pevná nebo mobilní zařízení, řídicí komponenty a jejich vybavení a systémy detekce nebo prevence, které jsou, samostatně nebo společně, určeny pro výrobu, přenos, skladování, měření, řízení a přeměnu energie a/nebo zpracování materiálu, a které jsou schopny způsobit výbuch prostřednictvím vlastních potenciálních zdrojů vznícení.

Zařízení a předměty, kterým je přiděleno UN číslo a jsou přepravované jako náklad, nejsou zahrnuty;

**Zásilka** jakýkoli kus nebo více kusů, nebo náklad nebezpečných věcí předaný odesilatelem k přepravě;

**Zásobovací plavidlo** tankové plavidlo typu N, otevřené, o nosnosti do 300 tun, zkonstruované a vybavené pro přepravu a zásobování jiných plavidel produkty určenými pro provoz plavidel;

**Zásobníkový systém s hydridem kovu** samostatný kompletní systém pro akumulaci vodíku, včetně nádoby, hydridu kovu, zařízení pro vyrovnávání tlaku, uzavíracího ventilu, provozní výstroje a vnitřních komponentů, používaný pouze pro přepravu vodíku;

**Zbytkový náklad** kapalný náklad, který zůstává v nákladním tanku nebo v potrubí pro nakládku a vykládku po vykládce bez použití drenážního systému;

**Zbytky nákladu** kapalný náklad, který nemůže být vyčerpán z nákladních tanků nebo potrubí pomocí drenážního systému;

**Zkapalněný ropný plyn (LPG)** nízkotlaký zkapalněný plyn složený z jednoho nebo více lehkých uhlovodíků, které jsou přiřazeny jen k UN 1011, UN 1075, UN 1965, UN 1969 nebo UN 1978 a které sestávají hlavně z propanu, propenu, butanu, izomerů butanu, butenu se stopami jiných uhlovodíkových plynů;

**POZNÁMKA 1:** Hořlavé plyny přiřazené k jiným UN číslům se nepovažují za LPG.

**POZNÁMKA 2:** K UN 1075 viz POZNÁMKU 2 pod 2F, UN 1965, v tabulce pro zkapalněné plyny ve 2.2.2.3.

**Zkapalněný zemní plyn (LNG)** zkapalněný plyn tvořený zemním plynem s vysokým obsahem methanu, přiřazený k UN 1972;

**Zkušební tlak** tlak, kterým musí být vyzkoušen nákladní tank, zbytkový tank, kofrdam nebo potrubí pro nakládku a vykládku před prvním uvedením do provozu a poté pravidelně v předepsaných lhůtách;

**POZNÁMKA:** K přemístitelným cisternám viz kapitulu 6.7.

## Ž

**Železniční vůz** drážní vozidlo bez své vlastní pohonné jednotky, které se pohybuje na svých vlastních kolech na železniční dráze a je používáno pro přepravu věcí (viz také *bateriový železniční vůz*, *krytý železniční vůz*, *otevřený železniční vůz*, *železniční vůz s plachtou* a *cisternový železniční vůz*);

**Železniční vůz s plachtou** otevřený vůz s plachtou k ochraně nákladu.



## 1.2.2 Měrové jednotky

### 1.2.2.1 V ADN se používá těchto měrových jednotek <sup>a</sup>:

Veličina	Jednotka SI <sup>b</sup>	Přípustná doplňková (vedlejší) jednotka	Vztah mezi jednotkami
Délka	m (metr)	-	-
Plošný obsah	m <sup>2</sup> (čtverečný metr)	-	-
Objem	m <sup>3</sup> (krychlový metr)	l <sup>c</sup> (litr)	1 l = 10 <sup>-3</sup> m <sup>3</sup>
Čas	s (sekunda)	min (minuta)	1 min = 60 s
		h (hodina)	1 h = 3 600 s
		d (den)	1 d = 86 400 s
Hmotnost	kg (kilogram)	g (gram)	1 g = 10 <sup>-3</sup> kg
		t (tuna)	1 t = 10 <sup>3</sup> kg
Hustota	kg/m <sup>3</sup>	kg/l	1 kg/l = 10 <sup>3</sup> kg/m <sup>3</sup>
Teplota	K (kelvin)	°C (stupeň Celsia)	0 °C = 273,15 K
Teplotní rozdíl	K (kelvin)	°C (stupeň Celsia)	1 °C = 1 K
Síla	N (newton)	-	1 N = 1 kg.m/s <sup>2</sup>
Tlak	Pa (pascal)	-	1 Pa = 1 N/m <sup>2</sup>
		bar (bar)	1 bar = 10 <sup>5</sup> Pa
Mechanické napětí	N/m <sup>2</sup>	N/mm <sup>2</sup>	1 N/mm <sup>2</sup> = 1 MPa
Práce	J (joule)	kWh (kilowatthodina)	1 kWh = 3,6 MJ
Energie	J (joule)	-	1 J = 1 N.m = 1 W.s
Teplo	J (joule)	eV (elektronvolt)	1 eV = 0,1602·10 <sup>-18</sup> J
Výkon	W (watt)	-	1 W = 1 J/s = 1 N.m/s
Viskozita kinematická	m <sup>2</sup> /s	mm <sup>2</sup> /s	1 mm <sup>2</sup> /s = 10 <sup>-6</sup> m <sup>2</sup> /s
Viskozita dynamická	Pa.s	mPa.s	1 mPa.s = 10 <sup>-3</sup> Pa.s
Aktivita	Bq (becquerel)	-	-
Ekvivalent dávkové intenzity	Sv (sievert)	-	-

<sup>a</sup> Pro přepočet dosud používaných jednotek na jednotky SI platí následující zaokrouhlené hodnoty:

<u>Síla</u>		<u>Napětí</u>	
1 kg	= 9,807 N	1 kg/mm <sup>2</sup>	= 9,807 N/mm <sup>2</sup>
1 N	= 0,102 kg	1 N/mm <sup>2</sup>	= 0,102 kg/mm <sup>2</sup>
<u>Tlak</u>			
1 Pa	= 1 N/m <sup>2</sup>	= 10 <sup>-5</sup> bar	= 1,02 x 10 <sup>-5</sup> kg/cm <sup>2</sup> = 0,75 x 10 <sup>-2</sup> torr
1 bar	= 10 <sup>5</sup> Pa	= 1,02 kg/cm <sup>2</sup>	= 750 torr
1 kg/cm <sup>2</sup>	= 9,807 x 10 <sup>4</sup> Pa	= 0,9807 bar	= 736 torr
1 torr	= 1,33 x 10 <sup>2</sup> Pa	= 1,33 x 10 <sup>-3</sup> bar	= 1,36 x 10 <sup>-3</sup> kg/cm <sup>2</sup>
<u>Práce, energie, teplo</u>			
1 J	= 1 N.m	= 0,278 x 10 <sup>-6</sup> kWh	= 0,102 kgm = 0,239 x 10 <sup>-3</sup> kcal
1 kWh	= 3,6 x 10 <sup>6</sup> J	= 367 x 10 <sup>3</sup> kgm	= 860 kcal
1 kgm	= 9,807 J	= 2,72 x 10 <sup>-6</sup> kWh	= 2,34 x 10 <sup>-3</sup> kcal
1 kcal	= 4,19 x 10 <sup>3</sup> J	= 1,16 x 10 <sup>-3</sup> kWh	= 427 kgm
<u>Výkon</u>		<u>Kinematická viskozita</u>	
1 W	= 0,102 kgm/s	= 0,86 kcal/h	1 m <sup>2</sup> /s = 10 <sup>4</sup> St (stoků)
1 kgm/s	= 9,807 W	= 8,43 kcal/h	1 St = 10 <sup>-4</sup> m <sup>2</sup> /s
1 kcal/h	= 1,16 W	= 0,119 kgm/s	
<u>DYNAMICKÁ VISKOZITA</u>			
1 Pa.s	= 1 N.s/m <sup>2</sup>	= 10 P (poise)	= 0,102 kg.s/m <sup>2</sup>
1 P	= 0,1 Pa.s	= 0,1 N.s/m <sup>2</sup>	= 1,02 x 10 <sup>-2</sup> kg.s/m <sup>2</sup>
1 kg.s/m <sup>2</sup>	= 9,807 Pa.s	= 9,807 N.s/m <sup>2</sup>	= 98,07 P

<sup>b</sup> Mezinárodní soustava měrových jednotek SI je výsledkem usnesení Generální konference pro míry a váhy (Adresa: Pavillon de Breteuil, Parc de St-Cloud, F-92 310 Sèvres).

<sup>c</sup> Namísto zkratky "l" pro litr při použití psacího stroje, u něhož není rozdíl mezi písmenem „l“ a číslicí „1“, je dovoleno používat zkratky "L".

Desetinné násobky a díly jednotky mohou být tvořeny těmito předponami nebo značkami umístěnými před názvem nebo před značkou jednotky:

<u>Činitel</u>			<u>Předpona</u>	<u>Značka</u>
1 000 000 000 000 000 000	= $10^{18}$	trilion	exa	E
1 000 000 000 000 000	= $10^{15}$	biliarda	peta	P
1 000 000 000 000	= $10^{12}$	bilion	tera	T
1 000 000 000	= $10^9$	miliarda	giga	G
1 000 000	= $10^6$	milion	mega	M
1 000	= $10^3$	tisíc	kilo	K
100	= $10^2$	sto	hekto	H
10	= $10^1$	deset	deka	da
0.1	= $10^{-1}$	desetina	deci	d
0.01	= $10^{-2}$	setina	centi	c
0.001	= $10^{-3}$	tisícina	milli	m
0.000 001	= $10^{-6}$	miliontina	mikro	$\mu$
0.000 000 001	= $10^{-9}$	miliardtina	nano	n
0.000 000 000 001	= $10^{-12}$	bilióntina	piko	p
0.000 000 000 000 001	= $10^{-15}$	biliardtina	femto	f
0.000 000 000 000 000 001	= $10^{-18}$	trilióntina	atto	a

**POZNÁMKA:**  $10^9 = 1$  bilion je použití násobku měrových jednotek Spojenými národy v angličtině. Analogicky je pak  $10^{-9} = 1$  biliontina.

#### 1.2.2.2 **Není-li výslovně stanoveno jinak, značí znaménko "%" v ADN:**

- (a) u směsí tuhých nebo kapalných látek, jakož i u roztoků a u tuhých látek zvlhčených kapalinou, část hmotnosti z celkové hmotnosti směsi, roztoku nebo zvlhčené látky vyjádřená v procentech;
- (b) u směsí stlačených plynů, jsou-li plněny tlakově, část objemu z celkového objemu plynné směsi vyjádřená v procentech, nebo, jsou-li plněny podle hmotnosti, část hmotnosti z celkové hmotnosti plynné směsi vyjádřená v procentech;
- (c) u směsí zkapalněných plynů a rozpuštěných plynů část hmotnosti z celkové hmotnosti směsi vyjádřená v procentech.

1.2.2.3 Tlaky všeho druhu, týkající se nádob (např. zkušební tlak, vnitřní tlak, tlak, při němž se otevírá pojistný ventil) jsou vždy udány jako přetlak (tlak převyšující atmosférický tlak); naproti tomu tenze par je vždy vyjádřena jako absolutní tlak.

1.2.2.4 Pokud ADN stanoví stupeň plnění nádob, vztahuje se tento stupeň vždy na základní teplotu látek 15 °C, není-li udána jiná teplota.

## KAPITOLA 1.3

### ŠKOLENÍ OSOB PODÍLEJÍCÍCH SE NA PŘEPRAVĚ NEBEZPEČNÝCH VĚCÍ

#### 1.3.1 Rozsah a uplatnění

Osoby, které jsou zaměstnanci účastníků přepravy nebezpečných věcí uvedených v kapitole 1.4 a jejichž pracovní povinnosti se týkají přepravy nebezpečných věcí, musí být vyškoleny o předpisech pro dopravu takových věcí podle své odpovědnosti a pracovní náplně. Školení se musí zaměřit také na specifická ustanovení vztahující se na bezpečnost při přepravě nebezpečných věcí, uvedená v kapitole 1.10. Zaměstnanci musí být vyškoleni podle 1.3.2 před převzetím odpovědností a smějí vykonávat činnosti, pro které jim dosud nebylo vyžadované školení poskytnuto, pouze pod přímým dohledem vyškolené osoby.

**POZNÁMKA 1:** O školení bezpečnostního poradce viz oddíl 1.8.3 namísto tohoto oddílu.

**POZNÁMKA 2:** O školení znalců viz kapitolu 8.2 namísto tohoto oddílu.

**POZNÁMKA 3:** O školení ke třídě 7, viz též 1.7.2.5.

#### 1.3.2 Forma školení

Školení musí mít následující obsah odpovídající odpovědnosti a pracovní činnosti dotyčné osoby.

##### 1.3.2.1 Všeobecné bezpečnostní školení

Personál musí být dobře seznámen se všeobecnými ustanoveními předpisů o přepravě nebezpečných věcí.

##### 1.3.2.2 Specifické školení

1.3.2.2.1 Personál musí být vyškolen přiměřeně ke svým pracovním úkolům a odpovědnostem o ustanoveních předpisů týkajících se dopravy nebezpečných věcí. Pokud je přeprava nebezpečných věcí prováděna kombinovanou (multimodální) dopravou, personál musí být seznámen s předpisy ostatních druhů dopravy zúčastněných na přepravním procesu.

1.3.2.2.2 Posádka musí být seznámena s ovládáním hasicích systémů a hasicích přístrojů.

1.3.2.2.3 Posádka musí být seznámena s ovládáním zvláštní výbavy uvedené v oddílu 8.1.5.

1.3.2.2.4 Osoby používající dýchací přístroj nezávislý na okolním prostředí musí být fyzicky schopné snášet dodatečnou námahu.

Musí být:

- v případě přístrojů pracujících se stlačeným vzduchem, vyškoleny v jejich ovládání a údržbě;
- v případě přístrojů zásobovaných stlačeným vzduchem hadicí, vyškoleny v jejich ovládání a údržbě. Školení musí být doplněno praktickými cvičeními.

1.3.2.2.5 Velitel plavidla musí seznámit ostatní osoby na palubě s písemnými pokyny uvedenými v 5.4.3 takovým způsobem, aby byly schopny je použít.

##### 1.3.2.3 Bezpečnostní školení

Personál musí být proškolen o rizicích a nebezpečích, které představují nebezpečné věci, přiměřeně stupni rizika zranění nebo expozice při nehodě při přepravě těchto věcí, včetně jejich nakládky a vykládky.

Školení musí být provedeno tak, aby se personál seznámil s bezpečnou manipulací a nouzovými postupy.

1.3.2.4 Školení musí být periodicky doplňováno obnovovacím školením s ohledem na změny předpisů.

**1.3.3 Dokumentace**

Záznamy o školeních absolvovaných podle této kapitoly musí být uchovávány zaměstnavatelem a musí být na požádání zpřístupněny zaměstnanci nebo příslušnému orgánu. Záznamy musí být zaměstnavatelem uchovávány po dobu stanovenou příslušným orgánem. Záznamy o školeních musí být ověřeny na počátku nového zaměstnání.

## KAPITOLA 1.4

### POVINNOSTI ÚČASTNÍKŮ PŘEPRAVY Z HLEDISKA BEZPEČNOSTI

#### 1.4.1 Všeobecná bezpečnostní opatření

1.4.1.1 Účastníci přepravy nebezpečných věcí musí učinit přiměřená opatření podle povahy a rozsahu předvídatelných nebezpečí tak, aby se zabránilo vzniku škod nebo zranění a, popřípadě, aby se minimalizovaly jejich následky. Musí však ve všech případech splnit požadavky ADN vztahující se na jejich činnost.

1.4.1.2 Pokud se vyskytuje bezprostřední riziko, že může být přímo ohrožena bezpečnost veřejnosti, účastníci přepravy musí neprodleně uvědomit zásahové jednotky a musí jim sdělit všechny informace potřebné pro jejich činnost.

1.4.1.3 ADN může stanovit určité povinnosti různých účastníků.

Jestliže smluvní strana usoudí, že to nezpůsobí zhoršení bezpečnosti, může ve své vnitrostátní legislativě přesunout povinnosti týkající se jednoho uvedeného účastníka na jednoho nebo několik jiných účastníků, pokud jsou splněny povinnosti uvedené v oddílech 1.4.2 a 1.4.3. Tyto odchylky musí být sděleny smluvní stranou sekretariátu Evropské hospodářské komise Organizace spojených národů, který je dá na vědomí smluvním stranám.

Ustanovení oddílů 1.2.1, 1.4.2 a 1.4.3 týkající se definic účastníků a jejich příslušných povinností se nedotýkají ustanovení vnitrostátních předpisů týkajících se právních důsledků (trestnost, odpovědnost atd.) vznikajících ze skutečnosti, že dotýčný účastník je např. právnická osoba, samostatně výdělečná osoba, zaměstnavatel nebo zaměstnanec.

#### 1.4.2 Povinnosti hlavních účastníků

**POZNÁMKA 1:** Někteří účastníci, kterým jsou v této kapitole ukládány bezpečnostní povinnosti, mohou být jedním a tímž podnikem. Činnosti a odpovídající bezpečnostní povinnosti účastníka mohou být převzaty také více podniky.

**POZNÁMKA 2:** K radioaktivním látkám viz též 1.7.6.

##### 1.4.2.1 Odesílatel

1.4.2.1.1 Odesílatel nebezpečných věcí je povinen předat k přepravě jen zásilky, které odpovídají požadavkům ADN. V rámci oddílu 1.4.1 musí zejména:

- (a) přesvědčit se, že nebezpečné věci jsou zařazeny a připuštěny k přepravě podle ADN;
- (b) předat dopravci ve sledovatelné formě informace a údaje a popřípadě požadované přepravní a průvodní doklady (povolení, schválení, oznámení, osvědčení atd.), zejména s ohledem na ustanovení kapitoly 5.4 a tabulek v části 3;
- (c) použít pouze obaly, velké obaly, velké nádoby pro volně ložené látky (IBC) a cisterny (cisternová vozidla, snímatelné cisterny, bateriová vozidla, MEGC, přemístitelné cisterny, cisternové kontejnery, železniční cisternové a bateriové vozy) schválené a vhodné pro přepravu dotyčných látek a opatřené značkami podle jednoho z mezinárodních předpisů a použít pouze schválená plavidla nebo tanková plavidla vhodná pro přepravu dotyčných věcí;
- (d) splnit požadavky týkající se způsobu odeslání a omezení přepravy;
- (e) zajistit, aby i prázdné nevyčištěné a neodplyněné cisterny (cisternová vozidla, snímatelné cisterny, bateriová vozidla, MEGC, přemístitelné cisterny, cisternové kontejnery, železniční cisternové a bateriové vozy) nebo prázdná nevyčištěná vozidla a prázdné nevyčištěné kontejnery pro volně ložené látky byly opatřeny velkými bezpečnostními značkami, značkami a bezpečnostními značkami podle kapitoly 5.3 a aby prázdné nevyčištěné cisterny byly uzavřeny a poskytovaly stejné záruky těsnosti, jako kdyby byly plné.

1.4.2.1.2 Jestliže odesílatel používá služeb jiných účastníků (balič, nakládců, plnič atd.), musí učinit přiměřená opatření, aby bylo zajištěno, že zásilka splňuje požadavky ADN. Může se však v případech uvedených v 1.4.2.1.1 (a), (b), (c) a (e) spolehnout na informace a údaje poskytnuté mu jinými účastníky.

1.4.2.1.3 Pokud odesílatel jedná z pověření třetí osoby, pak tato osoba musí odesílatele písemně upozornit, že se jedná o nebezpečné věci a poskytnout mu všechny informace a doklady potřebné ke splnění jeho povinností.

#### 1.4.2.2 **Dopravce**

1.4.2.2.1 V souvislosti s oddílem 1.4.1, kde je to vhodné, dopravce musí zejména:

- (a) ověřit si, že nebezpečné věci, které se mají přepravovat, je dovoleno přepravovat podle ADN;
- (b) přesvědčit se, že všechny informace předepsané v ADN ve vztahu k nebezpečným věcem, které se mají přepravovat, byly před přepravou odesílatelem poskytnuty, že je v plavidle předepsaná dokumentace, nebo pokud je namísto papírové dokumentace používán systém elektronického zpracování dat (EDP) nebo systém elektronické výměny dat (EDI), že jsou během přepravy k dispozici údaje způsobem, který je alespoň rovnocenný papírové dokumentaci;
- (c) vizuálně se přesvědčit, že plavidla a náklad jsou bez viditelných závad, netěsností nebo trhlin, že nechybí výbava atd.;
- (d) zajistit, aby byl v případě nouze ze strany plavidla k dispozici druhý evakuační prostředek, pokud není druhým evakuačním prostředkem vybaveno zařízení na břehu;

**POZNÁMKA:** Před nakládkou nebo vykládkou musí dopravce jednat s provozovatelem zařízení na břehu ohledně dostupnosti evakuačních prostředků.

- (e) přesvědčit se, že plavidla nejsou přetížena;
- (f) Zajistit, aby se v oblastech s rizikem výbuchu na palubě plavidla používaly pouze elektrické a neelektrické instalace a zařízení, která splňují požadavky pro použití v příslušné zóně;
- (g) poskytnout veliteli plavidla vyžadované písemné pokyny a ověřit si, že je předepsaná výbava na plavidle;
- (h) přesvědčit se, že byly splněny požadavky na označení plavidla;
- (i) přesvědčit se, že byly během nakládky, přepravy, vykládky a jakékoli manipulace s nebezpečnými věcmi v nákladních prostorech nebo nákladních tancích splněny zvláštní požadavky;
- (j) přesvědčit se, že seznam látek pro plavidlo podle 1.16.1.2.5 vyhovuje tabulce C kapitoly 3.2 včetně změn, které v ní byly provedeny;
- (k) Před odplynováním prázdných nebo vyložených nákladních tanků a potrubí pro nákladku a vykládku tankového plavidla větracím zařízením vyplní svou část kontrolního listu uvedeného v bodu 7.2.3.7.2.2;
- (l) Před nakládkou a vykládkou nákladních tanků tankového plavidla vyplní svou část kontrolního listu uvedeného v bodu 7.2.4.10.

Pokud je to vhodné, toto všechno musí být provedeno na základě přepravních dokladů a průvodních dokladů vizuální prohlídkou plavidla nebo kontejnerů a popřípadě nákladu.

1.4.2.2.2 Dopravce však se může v případech uvedených v 1.4.2.2.1 (a) a (b) spolehnout na informace a údaje poskytnuté mu jinými účastníky. V případě bodu 1.4.2.2.1 (c) se může spolehnout na to, co je uvedeno v „Osvědčení o naložení kontejneru/vozidla nebo železničního vozu“ podle 5.4.2.

1.4.2.2.3 Pokud dopravce zjistí podle 1.4.2.2.1 porušení ustanovení ADN, nesmí přepravit zásilku, pokud nedošlo k odstranění nedostatků.

1.4.2.2.4 (Vyhrazeno)

1.4.2.2.5 (Vyhrazeno)

**1.4.2.3 Příjemce**

1.4.2.3.1 Příjemce má povinnost nezdržovat bez pádných důvodů převzetí věci a ověřit před vykládkou, během ní nebo po vykládce, že ustanovení ADN, které se ho týká, jsou splněna.

V souvislosti s oddílem 1.4.1 musí zejména:

- (a) (Vypuštěno)
- (b) provést v případech stanovených ADN předepsané čištění a dekontaminaci plavidel;
- (c) (Vypuštěno)
- (d) (Vypuštěno)
- (e) (Vypuštěno)
- (f) (Vypuštěno)
- (g) (Vypuštěno)
- (h) (Vypuštěno)

1.4.2.3.2 (Vypuštěno)

1.4.2.3.3 (Vypuštěno)

**1.4.3 Povinnosti ostatních účastníků**

Nevyčerpávající seznam ostatních účastníků a jejich příslušných povinností je uveden dále. Povinnosti těchto ostatních účastníků vyplývají z oddílu 1.4.1 uvedeného výše, pokud vědí nebo by měli vědět, že jejich činnost tvoří část přepravního procesu podléhajícího ADN.

**1.4.3.1 Nakládce**

1.4.3.1.1 V souvislosti s oddílem 1.4.1 nakládce má zejména následující povinnosti:

- (a) smí předat nebezpečné věci dopravci pouze tehdy, je-li jejich přeprava podle ADN dovolena;
- (b) musí, pokud předává k přepravě balené nebezpečné věci nebo nevyčištěné prázdné obaly, zkontrolovat, zda obal není poškozen. Nesmí předat k přepravě kus, jehož obal je poškozen, zejména není-li těsný, a jsou úniky nebo možnost úniku nebezpečných látek, dokud závada není odstraněna; tato povinnost se vztahuje též na prázdné nevyčištěné obaly;
- (c) musí splnit zvláštní požadavky pro nakládku a manipulaci;
- (d) musí po nakládce nebezpečných věcí do kontejneru splnit požadavky týkající se označení velkými bezpečnostními značkami, značkami a oranžovými tabulkami podle kapitoly 5.3;
- (e) musí při nakládce kusů dodržet zákazy společné nakládky rovněž s přihlédnutím k nebezpečným věcem, které jsou již v plavidle, vozidle, železničním voze nebo velkém kontejneru, jakož i předpisy týkající se oddělení potravin, požívatin nebo krmiv;
- (f) musí zajistit, aby zařízení na břehu bylo vybaveno jedním nebo dvěma prostředky pro evakuaci z plavidla v případě nouze;
- (g) (Vyhrazeno)

1.4.3.1.2 Nakládce se však může v případech uvedených v 1.4.3.1.1 (a), (d) a (e) spolehnout na informace a údaje poskytnuté mu jinými účastníky.

**1.4.3.2 Balič**

V souvislosti s oddílem 1.4.1 balič musí splnit zejména:

- (a) předpisy týkající se podmínek balení nebo podmínek společného balení; a

- (b) pokud připravuje kusy pro přepravu, předpisy týkající se nápisů a bezpečnostních značek na kusech.

**1.4.3.3****Plnič**

V souvislosti s oddílem 1.4.1 plnič musí splnit zejména následující povinnosti:

*Povinnosti týkající se cisteren (cisternová vozidla, bateriová vozidla, snímatelné cisterny, přemístitelné cisterny, cisternové kontejnery, MEGC, železniční cisternové vozy a železniční bateriové vozy):*

- (a) musí ověřit před plněním cisteren, že tyto cisterny a jejich výstroj jsou v dobrém technickém stavu;
- (b) musí se přesvědčit, že neprošlo datum příští zkoušky cisteren;
- (c) smí plnit cisterny pouze nebezpečnými věcmi, které je dovoleno v těchto cisternách přepravovat;
- (d) musí při plnění cisterny dodržet ustanovení týkající se nebezpečných věcí v sousedních komorách;
- (e) musí během plnění cisterny dodržet nejvyšší dovolený stupeň plnění nebo nejvyšší dovolenou hmotnost obsahu na litr jejího vnitřního objemu pro plněnou látku;
- (f) musí po naplnění cisterny zajistit, aby všechny uzávěry byly v uzavřené poloze a nedocházelo k žádnému úniku;
- (g) musí zajistit, aby žádné nebezpečné zbytky naplněné látky neulpívaly na vnějším povrchu jím naplněných cisteren;
- (h) musí při přípravě nebezpečných věcí k přepravě zajistit, aby byly velké bezpečnostní značky, značky, oranžové tabulky a bezpečnostní značky umístěny na cisterny, vozidla a kontejnery pro volně ložené látky podle kapitoly 5.3.

*Povinnosti týkající se volně ložených tuhých nebezpečných látek ve vozidlech, železničních vozech nebo kontejnerech:*

- (i) musí před nakládkou ověřit, že vozidla, železniční vozy a kontejnery, a pokud je to nutné i jejich výstroj, jsou v dobrém technickém stavu a že přeprava dotýčných nebezpečných věcí ve volně loženém stavu je v těchto vozidlech, železničních vozech nebo kontejnerech dovolena;
- (j) musí zajistit, aby po nakládce byly umístěny předepsané oranžové tabulky a velké bezpečnostní značky nebo bezpečnostní značky podle požadavků kapitoly 5.3 vztahujících se na taková vozidla, železniční vozy nebo kontejnery.
- (k) musí zajistit, aby při naplnění vozidel, železničních vozů nebo kontejnerů nebezpečnými věcmi ve volně loženém stavu, byla dodržena příslušná ustanovení kapitoly 7.3 RID nebo ADR.

*Povinnosti týkající se plnění nákladních tanků*

- (l) (Vyhrazeno);
- (m) musí před nakládkou nákladních tanků tankového plavidla doplnit svou část kontrolní listiny uvedené v 7.2.4.10;
- (n) smí plnit nákladní tanky jen nebezpečnými věcmi, dovolenými v takových tancích;
- (o) je-li to potřebné, musí vydat pokyn pro topení v případě přepravy látek, jejichž bod tání 0 °C nebo vyšší;
- (p) musí se přesvědčit, že během plnění spouštěč automatického zařízení pro zamezení přeplnění vypne elektrické spojení vedené a napájené z břehového zařízení a že může učinit opatření proti přeplnění;
- (q) musí zajistit, aby zařízení na břehu bylo vybaveno jedním nebo dvěma prostředky pro evakuaci z plavidla v případě nouze;



- (r) musí se přesvědčit, že pokud je předepsán v 7.2.4.25.5 a pokud jsou nutná zajištění proti explozi podle sloupce (17) tabulky C kapitoly 3.2, je v plynovém zpětném potrubí nainstalován lapač plamenů, aby chránil plavidlo proti detonacím a prošlehnutí plamene ze strany země;
- (s) musí se přesvědčit, že průtočné množství při nakládce odpovídá pokynům pro nakládku a vykládku uvedeným v 9.3.2.25.9 nebo 9.3.3.25.9 a že tlak v místě křížení zpětného potrubí výparů a odvětrávacího potrubí není větší než otevírací tlak přetlakového ventilu/vysokorychlostního ventilu;
- (t) musí se přesvědčit, že těsnění, která poskytli pro utěsnění přípojek nakládacích a vykládacích potrubí plavidlo/břeh, jsou z materiálu, který není náchylný k tomu, aby byl poškozen nákladem nebo aby způsobil rozklad nákladu nebo s ním tvořil škodlivé nebo nebezpečné složky;
- (u) musí se přesvědčit, že je během celého trvání nakládky zajištěn trvalý a patřičný dozor.

*Povinnosti týkající se volně ložených tuhých nebezpečných látek v plavidlech*

- (v) pokud použije zvláštní ustanovení 803, musí zaručit a zdokumentovat, za použití vhodného postupu, že nejvyšší dovolená teplota nákladu není překročena a musí veliteli plavidla poskytnout prokazatelnou formou instrukce.
- (w) smí naložit plavidlo jen nebezpečnými věcmi, jejichž přeprava ve volně loženém stavu je v tomto plavidle dovolena;
- (x) musí zajistit, aby zařízení na břehu bylo vybaveno jedním nebo dvěma prostředky pro evakuaci z plavidla v případě nouze;

#### 1.4.3.4

#### **Provozovatel cisternového kontejneru/přemístitelné cisterny**

V souvislosti s oddílem 1.4.1 provozovatel cisternového kontejneru nebo přemístitelné cisterny musí zejména:

- (a) zajistit dodržení předpisů pro konstrukci, výstroj, zkoušky a značení;
- (b) zajistit, aby údržba nádrží a jejich výstroje byla prováděna způsobem, který zaručí, že cisternový kontejner nebo přemístitelná cisterna bude za normálních provozních podmínek odpovídat předpisům ADR, RID nebo IMDG Code až do své příští inspekce;
- (c) zajistit provedení mimořádné kontroly, jestliže může být bezpečnost nádrže nebo její výstroje snížena opravou, změnou nebo nehodou.

#### 1.4.3.5

(Vyhrazeno)

#### 1.4.3.6

(Vyhrazeno)

#### 1.4.3.7

#### **Vykládce**

##### 1.4.3.7.1

V souvislosti s oddílem 1.4.1 vykládce musí zejména:

- (a) přesvědčit se, že jsou vykládány správné věci srovnáním příslušných informací v přepravním dokladu s informacemi na kusu, kontejneru, cisterně, MEMU, MEGC nebo dopravním prostředku;
- (b) před vykládkou a během ní přezkontrolovat, zda obaly, cisterna, dopravní prostředek nebo kontejner nejsou poškozeny do té míry, že by to ohrozilo vykládku. V tomto případě zajistit, aby se vykládka neprováděla, dokud nebudou učiněna patřičná opatření;
- (c) dodržet všechny příslušné předpisy týkající se vykládky a manipulace;
- (d) ihned po vykládce cisterny, dopravního prostředku nebo kontejneru:
  - (i) zajistit odstranění všech nebezpečných zbytků, které ulpěly na vnější straně cisterny, dopravního prostředku nebo kontejneru během vykládkového procesu; a
  - (ii) při vykládce kusů zajistit uzavření ventilů a otvorů pro prohlídky;
- (e) zajistit, aby bylo provedeno předepsané vyčištění a dekontaminace dopravních prostředků nebo kontejnerů; a

- (f) zajistit, aby kontejnery, vozidla a železniční vozy po jejich úplném vyložení, vyčištění a dekontaminaci už nebyly opatřeny velkými bezpečnostními značkami, značkami a oranžovými tabulkami, kterými byly označeny podle kapitoly 5.3.
- (g) zajistit, aby zařízení na břehu bylo vybaveno jedním nebo dvěma prostředky pro evakuaci z plavidla v případě nouze;

*Dodatečné povinnosti týkající se vykládky nákladních tanků*

- (h) před vykládkou nákladních tanků tankového plavidla vyplnit svou část kontrolního listu uvedeného v 7.2.4.10
- (i) zajistit, aby pokud je nutné připojení k odvětrávacímu potrubí, a pokud se vyžaduje zajištění proti explozi ve sloupci (17) tabulky C kapitoly 3.2, byla ve zpětném potrubí výparů pojistka proti prošlehnutí plamene, aby bylo plavidlo chráněno proti detonacím a prošlehnutí plamene ze strany země;
- (j) ujistit se, že vykládka probíhá v souladu s instrukcemi pro nakládku a vykládku zmíněnými v 9.3.2.25.9 nebo 9.3.3.25.9 a že tlak v místě křížení zpětného potrubí výparů a odvětrávacího potrubí nepřekračuje otevírací tlak přetlakového ventilu/vysokorychlostního ventilu;
- (k) ujistit se, že těsnění, kterými opatřil spojovací přírubu k napojení potrubí pro nakládku a vykládku mezi plavidlem a břehem, je z materiálu, který nebude poškozen nákladem ani nezpůsobí rozklad nákladu ani s ním nebude vytvářet škodlivé nebo nebezpečné sloučeniny;
- (l) ujistit se, že je během celé doby trvání vykládky zajištěn trvalý a náležitý dozor;
- (m) ujistit se, že je možné během vykládky pomocí čerpadla na plavidle vypnout toto čerpadlo ze břehu;

1.4.3.7.2 Jestliže vykládce používá služeb jiných účastníků (provádějících čištění, dekontaminaci atd.), nebo čerpadel plavidla, přijme vhodná opatření, aby zajistil splnění požadavků ADN.

**1.4.3.8      *Obsluha odvětrávacího zařízení***

1.4.3.8.1 V kontextu bodu 1.4.1, obsluha odvětrávacího zařízení především:

- (a) Před odplynováním prázdných nebo vyložených nákladních tanků a potrubí pro nakládku a vykládku tankového plavidla vyplní svou část kontrolního listu uvedeného v bodu 7.2.3.7.2.2.
- (b) Zajistí, aby pokud je to stanoveno v bodě 7.2.3.7.2.3, byla v potrubí odvětrávacího zařízení, které je připojené k odplynovávanému plavidlu, pojistka proti prošlehnutí plamene, aby bylo plavidlo chráněno proti detonacím a prošlehnutí plamene ze strany země.

## KAPITOLA 1.5

### SPECIÁLNÍ PODMÍNKY, ODCHYLKY

#### 1.5.1 Dvoustranné a mnohostranné dohody

- 1.5.1.1 Podle článku 7, odstavce 1 ADN se mohou příslušné orgány smluvních stran dohodnout přímo mezi sebou, že určité přepravy po jejich území se budou dočasně provádět odchýlně od ustanovení ADN, za podmínky, že tím není snížena bezpečnost. Orgán, který byl iniciátorem této dočasné odchylky, musí takové odchylky oznámit sekretariátu Evropské hospodářské komise Organizace spojených národů, který je dá na vědomí smluvním stranám.

**POZNÁMKA:** „Zvláštní ujednání“ podle oddílu 1.7.4 se nepovažuje za dočasnou odchylku podle tohoto oddílu.

- 1.5.1.2 Doba platnosti dočasné odchylky nesmí být delší než pět let od data jejího vstupu v platnost. Dočasná odchylka automaticky pozbývá platnosti datem vstupu v platnost příslušné změny těchto příložených Pravidel.

- 1.5.1.3 Přepravy na základě těchto dohod jsou přepravami ve smyslu ADN.

#### 1.5.2 Zvláštní povolení pro přepravu v tankových plavidlech

##### 1.5.2.1 Zvláštní povolení

- 1.5.2.1.1 Podle odstavce 2 článku 7 ADN je příslušný orgán oprávněn vydat dopravci nebo odesilateli zvláštní povolení k mezinárodní přepravě v tankových plavidlech těch nebezpečných věcí, včetně směsí, jejichž přeprava v tankových plavidlech není podle těchto pravidel dovolena, a to podle dále uvedeného postupu.

- 1.5.2.1.2 Zvláštní povolení platí, s omezeními v něm specifikovanými, pro smluvní strany, na jejichž území se přeprava uskutečňuje, po dobu nejvýše dvou let, pokud nebude zrušeno k dřívějšímu datu. Se souhlasem příslušných orgánů těchto smluvních stran může být platnost zvláštního povolení prodloužena na dobu nejvýše jednoho roku.

- 1.5.2.1.3 Zvláštní povolení musí obsahovat prohlášení týkající se jeho zrušení k dřívějšímu datu a musí odpovídat vzoru obsaženému v pododdílu 3.2.4.1.

##### 1.5.2.2 Postup

- 1.5.2.2.1 Dopravce nebo odesílatel musí požádat o vydání zvláštního povolení příslušný orgán smluvní strany, na jejímž území se přeprava uskutečňuje.

Žádost musí odpovídat vzoru obsaženému v pododdílu 3.2.4.2. Žadatel je zodpovědný za správnost těchto údajů.

- 1.5.2.2.2 Příslušný orgán musí posoudit žádost z technického a bezpečnostního hlediska. Pokud nemá žádné výhrady, vystaví zvláštní povolení obsaženém v pododdílu 3.2.4.3. a bezodkladně informuje ostatní příslušné orgány zainteresované na dotyčné přepravě. Zvláštní povolení se vydá jen tehdy, pokud s ním dotčené orgány souhlasí, nebo nevyjádřily svůj nesouhlas ve lhůtě do dvou měsíců po obdržení informace. Žadatel obdrží originál zvláštního povolení a jeho kopii bude mít na palubě plavidla (plavidel) provádějící(ch) dotyčnou přepravu. Příslušné orgány oznámí bezodkladně Administrativnímu výboru žádosti o zvláštní povolení, zamítnuté žádosti a udělená zvláštní povolení.

- 1.5.2.2.3 Jestliže zvláštní povolení nebylo vydáno z důvodů vyjádření pochybností nebo nesouhlasu, může Administrativní výbor rozhodnout o tom, zda vydat nebo nevydat zvláštní povolení.

**1.5.2.3      *Aktualizace seznamu látek připuštěných k přepravě v tankových plavidlech***

1.5.2.3.1      Administrativní výbor posoudí všechna zvláštní povolení a žádosti, které obdržel, a rozhodne, zda má být látka zahrnuta do seznamu látek v těchto pravidlech, které jsou připuštěny k přepravě v tankových plavidlech.

1.5.2.3.2      Jestliže Administrativní výbor vyjádří technické nebo bezpečnostní výhrady k zahrnutí látky do seznamu látek v těchto pravidlech, připuštěných k přepravě v tankových plavidlech, nebo k některým podmínkám, musí o tom být informován příslušný orgán. Příslušný orgán bezodkladně stáhne, nebo pokud je to nutné, pozmění zvláštní povolení.

**1.5.3      *Ekvivalenty a odchylky (článek 7, odstavec 3 ADN)*****1.5.3.1      *Ekvivalentní postup***

Jestliže ustanovení těchto pravidel předepisují pro plavidlo používání nebo přítomnost na palubě určitých materiálů, zařízení nebo výbavy nebo aplikaci některých konstrukčních opatření nebo některých pevných příslušenství, může příslušný orgán souhlasit s používáním nebo přítomností na palubě jiných materiálů, zařízení nebo výbavy nebo s aplikací jiných konstrukčních opatření nebo jiných pevných příslušenství pro toto plavidlo, jestliže jsou v souladu s doporučeními stanovenými Administrativním výborem přijaty jako rovnocenné.

**1.5.3.2      *Odchylky na zkoušku***

Příslušný orgán může na základě doporučení Administrativního výboru vydat pokusné schvalovací osvědčení na omezenou dobu pro určité plavidlo, která má technické charakteristiky odchylné od požadavků těchto pravidel, za podmínky, že jsou tyto charakteristiky dostatečně bezpečné.

**1.5.3.3      *Záznamy o ekvivalentech a odchylkách***

Ekvivalenty a odchylky uvedené v 1.5.3.1 a 1.5.3.2 musí být zaznamenány ve schvalovacím osvědčení.

## KAPITOLA 1.6

### PŘECHODNÁ USTANOVENÍ

#### 1.6.1 Všeobecná ustanovení

- 1.6.1.1 Pokud není stanoveno jinak, smějí být látky a předměty ADN přepravovány až do 30. června 2019 podle předpisů ADN platných do 31. prosince 2018.
- 1.6.1.2 (Vypuštěno)
- 1.6.1.3 Přechodná ustanovení pododdílů 1.6.1.3 a 1.6.1.4 ADR a RID nebo přechodná ustanovení uvedená v 4.1.5.19 IMDG Code, týkající se balení látek a předmětů třídy 1, platí také pro přepravu podléhající ADN.
- 1.6.1.4 (Vypuštěno)
- 1.6.1.5 (Vyhrazeno)
- 1.6.1.6 (Vyhrazeno)
- 1.6.1.7 (Vyhrazeno)
- 1.6.1.8 Stávající oranžové tabulky, které splňují požadavky pododdílu 5.3.2.2 platné do 31. prosince 2004, smějí být dále používány, pokud jsou splněny požadavky uvedené v 5.3.2.2.1 a 5.3.2.2.2, že tabulka, čísla a písmena musí zůstat upevněny bez ohledu na orientaci vozidla nebo železničního vozu.
- 1.6.1.9 (Vyhrazeno)
- 1.6.1.10 (Vypuštěno)
- 1.6.1.11 (Vyhrazeno)
- 1.6.1.12 (Vyhrazeno)
- 1.6.1.13 (Vypuštěno)
- 1.6.1.14 IBC vyrobené před 1. lednem 2011 a odpovídající konstrukčnímu typu, který neprošel vibrační zkouškou podle 6.5.6.13 ADR, nebo který nemusel splňovat kritéria odstavce 6.5.6.9.5 (d) ADR v době, kdy byl podroben zkoušce volným pádem, smějí být dále používány.
- 1.6.1.15 IBC vyrobené, rekonstruované nebo opravené před 1. lednem 2011 nemusí být označeny nejvyšším dovoleným stohovacím zatížením podle 6.5.2.2.2 ADR. Takové IBC, které nejsou označeny podle 6.5.2.2.2 ADR, smějí být dále používány po 31. prosinci 2010, avšak musí být označeny podle 6.5.2.2.2 ADR, jsou-li rekonstruovány nebo opraveny po tomto datu. IBC vyrobené, rekonstruované nebo opravené mezi 1. lednem 2011 a 31. prosincem 2016 a označené nejvyšším dovoleným stohovacím zatížením podle ustanovení v 6.5.2.2.2 ADR platných do 31. prosince 2014 smějí být dále používány.
- 1.6.1.16 (Vypuštěno)
- 1.6.1.17 (Vypuštěno)
- 1.6.1.18 (Vypuštěno)
- 1.6.1.19 (Vypuštěno)
- 1.6.1.20 (Vypuštěno)
- 1.6.1.21 (Vyhrazeno)
- 1.6.1.22 (Vyhrazeno)
- 1.6.1.23 (Vyhrazeno)

- 1.6.1.24 (Vypuštěno)
- 1.6.1.25 (Vypuštěno)
- 1.6.1.26 Velké obaly vyrobené nebo rekonstruované před 1. lednem 2014 a které neodpovídají požadavkům uvedeným v 6.6.3.1 ADR, pokud jde o velikost písmen, číslic a symbolů, platným od 1. ledna 2013, smějí být dále používány. Velké obaly vyrobené nebo rekonstruované před 1. lednem 2015 nemusí být označeny nejvyšší dovolenou stohovací zátěží podle 6.6.3.3 ADR. Takové velké obaly, které nejsou označeny podle 6.6.3.3 ADR, smějí být používány i po 31. prosinci 2014, ale musí být označeny podle 6.6.3.3 ADR, pokud byly rekonstruovány po tomto datu. Velké obaly vyrobené nebo rekonstruované mezi 1. lednem 2011 a 31. prosincem 2016 a označené nejvyšším dovoleným stohovacím zatížením podle ustanovení v 6.6.3.3 ADR platných do 31. prosince 2014 smějí být dále používány.
- 1.6.1.27 Nádrže jako integrální součásti zařízení nebo strojů, obsahující kapalná paliva UN čísel 1202, 1203, 1223, 1268, 1863 a 3475, vyrobené před 1. červencem 2013, které neodpovídají požadavkům odstavce (a) zvláštního ustanovení 363 kapitoly 3.3 platným od 1. ledna 2013, smějí být dále používány.
- 1.6.1.28 (Vypuštěno)
- 1.6.1.29 Lithiové články a baterie vyrobené podle konstrukčního typu splňujícího požadavky pododdílu 38.3 Příručky zkoušek a kritérií, revize 3, změny 1 nebo jakékoli následné revize a změny platné k datu zkoušky konstrukčního typu smějí být dále přepravovány, pokud není v ADN stanoveno jinak.
- Lithiové články a baterie vyrobené před 1. červencem 2003 a splňující požadavky Příručky zkoušek a kritérií, revize 3 smějí být dále přepravovány, pokud jsou dodržena všechna ostatní příslušná ustanovení.
- 1.6.1.30 Bezpečnostní značky, které splňují požadavky uvedené v 5.2.2.2.1.1, platné do 31. prosince 2014, smějí být používány až do 30. června 2019.
- 1.6.1.31 (Vypuštěno)
- 1.6.1.32 (Vypuštěno)
- 1.6.1.33 Elektrické dvouvrstvé kondenzátory UN čísla 3499 vyrobené před 1. lednem 2014 nemusí mít vyznačenu svou kapacitu akumulace energie ve Wh, jak je vyžadováno v pododstavci (e) zvláštního ustanovení 361 kapitoly 3.3.
- 1.6.1.34 Asymetrické kondenzátory UN čísla 3508 vyrobené před 1. lednem 2016 nemusí mít vyznačenu svou kapacitu akumulace energie ve Wh, jak je vyžadováno v pododstavci (c) zvláštního ustanovení 372 kapitoly 3.3.
- 1.6.1.35 (Vyhrazeno)
- 1.6.1.36 (Vyhrazeno)
- 1.6.1.37 (Vyhrazeno)
- 1.6.1.38 Smluvní strany smějí nadále vydávat osvědčení o odborné způsobilosti bezpečnostních poradců pro přepravu nebezpečných věcí podle vzoru platného do 31. prosince 2016, namísto osvědčení odpovídajících požadavkům uvedeným v 1.8.3.18, platným od 1. ledna 2017, až do 31. prosince 2018. Taková osvědčení smějí být dále používána až do konce své pětileté platnosti.
- 1.6.1.39 (Vypuštěno)
- 1.6.1.40 (Vypuštěno)
- 1.6.1.41 Bez ohledu na ustanovení ADN platná od 1. ledna 2017 smějí být velké obaly vyhovující parametrům obalové skupiny III podle zvláštního ustanovení pro balení L2 pokynu pro balení LP02 v 4.1.4.3 ADR platného do 31. prosince 2016 dále používány pro UN číslo 1950 až do 31. prosince 2022.
- 1.6.1.42 (Vypuštěno)

- 1.6.1.43 Vozidla registrovaná nebo poprvé uvedená do provozu před 1. červencem 2017, jak jsou definována ve zvláštních ustanoveních 388 a 669 kapitoly 3.3, a jejich výbava určená k použití během přepravy, která odpovídají požadavkům ADN platným do 31. prosince 2016, avšak obsahující lithiové články a baterie, které neodpovídají ustanovením uvedeným v 2.2.9.1.7, smějí být dále přepravovány jako náklad podle požadavků zvláštního ustanovení 666 kapitoly 3.3.
- 1.6.1.44 Podniky, které se podílejí na přepravě nebezpečných věcí pouze jako odesílatelé a které nemusely jmenovat bezpečnostního poradce na základě ustanovení platných do 31. prosince 2018, musí, odchylkou od ustanovení uvedených v 1.8.3.1 platných od 1. ledna 2019, jmenovat bezpečnostního poradce nejpozději do 31. prosince 2022.
- 1.6.1.45 Smluvní strany smějí až do 31. prosince 2020 dále vydávat osvědčení o odborné způsobilosti bezpečnostních poradců pro přepravu nebezpečných věcí podle vzoru platného do 31. prosince 2018, namísto osvědčení odpovídajících požadavkům uvedeným v 1.8.3.18, platným od 1. ledna 2019. Taková osvědčení smějí být dále používána až do konce své pětileté platnosti.
- 1.6.1.46 Přeprava strojů nebo zařízení nevyjmenovaných v této příloze, které mohou obsahovat nebezpečné věci ve své konstrukci nebo provozní výbavě a které jsou tudíž přiřazeny k UN číslům 3363, 3537, 3538, 3539, 3540, 3541, 3542, 3543, 3544, 3545, 3546, 3547 nebo 3548, která byla vyňata z platnosti ustanovení ADR podle 1.1.3.1 (b) platných do 31. prosince 2018, smí být nadále vyňata z platnosti ustanovení ADR až do 31. prosince 2020, pokud byla učiněna opatření k zamezení úniku obsahu za normálních podmínek přepravy.
- 1.6.1.47 Lithiové články a baterie, které nesplňují požadavky 2.2.9.1.7 (g) mohou být i nadále přepravovány do 31. prosince 2019.

## 1.6.2 Tlakové nádoby a nádoby pro třídu 2

Přechodná ustanovení oddílů 1.6.2 ADR a RID platí také pro přepravy podléhající ADN.

## 1.6.3 Nesnímatelné cisterny (cisternová vozidla a cisternové železniční vozy), snímatelné cisterny, bateriová vozidla a bateriové železniční vozy

Přechodná ustanovení oddílů 1.6.3 ADR a RID platí také pro přepravy podléhající ADN.

## 1.6.4 Cisternové kontejnery, přemístitelné cisterny a MEGC

Přechodná ustanovení oddílů 1.6.4 ADR a RID nebo oddílu 4.2.0 IMDG Code platí také pro přepravy podléhající ADN.

## 1.6.5 Vozidla

Přechodná ustanovení oddílu 1.6.5 ADR platí také pro přepravy podléhající ADN.

## 1.6.6 Třída 7

Přechodná ustanovení oddílů 1.6.6 ADR a RID nebo oddílu 6.4.24 IMDG Code platí také pro přepravy podléhající ADN.

## 1.6.7 Přechodná ustanovení týkající se plavidel

### 1.6.7.1 Všeobecně

- 1.6.7.1.1 Pro účely Článku 8 ADN, oddílu 1.6.7 se stanovují všeobecná přechodná ustanovení v 1.6.7.2 (viz Článek 8, odstavec 1, 2 a 4) a dodatečná přechodná ustanovení v 1.6.7.3 (viz Článek 8, odstavec 3).

- 1.6.7.1.2 V tomto oddíle:

- (a) „Plavidlo v provozu“ znamená:
- plavidlo podle Článku 8, odstavce 2 ADN;

- plavidlo, jemuž již bylo vydáno schvalovací osvědčení podle 8.6.1.1 až 8.6.1.4;

V obou případech musí být plavidla, která budou od 31. prosince 2014 po dobu delší než dvanáct měsíců bez platného schvalovacího osvědčení, vyloučena z provozu;

- (b) „N.R.M“ znamená, že požadavky nemusí být aplikovány na plavidla v provozu s výjimkou toho, jestliže díly jsou hodnoceny jako nahrazené nebo modifikované, tzn., aplikujeme pouze na plavidla, která jsou nová (od určitého data) nebo na díly které jsou vyměněné nebo modifikované po datu určení (N.R.M = new replaced modified) rozhodující pro uznání plavidla za nové plavidlo je datum jeho přístavení k první inspekci pro získání schvalovacího osvědčení; kde jsou současné díly vyměněny nebo nahrazeny díly téhož typu a výroby, toto nemusí být považováno za výměnu 'R' jak je definováno tímto přechodným ustanovením.

Modifikace mohou být brány také jako přestavby již existujících typů tankových plavidel, typů nákladních tanků a provozních částí nákladních tanků za jiný typ nebo provozní součást vyššího třídy.

Pokud ve všeobecných přechodných ustanoveních v 1.6.7.2 není za „N.R.M.“ stanoveno datum, rozumí se N.R.M. po 26. květnu 2000. Pokud v dodatečných přechodných ustanoveních v 1.6.7.3 není datum stanoveno, rozumí se N.R.M po 26. květnu 2000.

- (c) „Obnovené schvalovacího osvědčení po...“ znamená, že pokud bylo pro plavidlo využito přechodné opatření v odstavci (b), musí být požadavky splněny v příštím obnoveném schvalovacím osvědčení následujícího data určení. Jestliže schvalovacímu osvědčení vyprší platnost během prvního roku po datu uplatnění těchto Pravidel, požadavky musí být závazně splněny až po uplynutí tohoto prvního roku.
- (d) Požadavky kapitoly 1.6.7 vztahující se na plavidla v provozu platí jen v případě, že N.R.M. není použitelné.

#### 1.6.7.2 Všeobecná přechodná ustanovení

1.6.7.2.1 Všeobecná přechodná ustanovení pro plavidla přepravující suché náklady

1.6.7.2.1.1 Plavidla v provozu musí splňovat:

- (a) požadavky ustanovení uvedených v tabulce níže včetně časových období v něm stanovených;
- (b) požadavky ustanovení, které nejsou uvedeny v tabulce níže v době používání těchto pravidel.

Konstrukce a výbava provozovaných plavidel se musí udržovat minimálně na úrovni předcházejících bezpečnostních norem.

1.6.7.2.1.1 Tabulka všeobecných přechodných ustanovení: Přeprava suchého nákladu		
ustanovení	předmět	platnost a komentář
1.16.1.4 a 1.16.2.5	Příloha ke schvalovacímu osvědčení a prozatímnímu schvalovacímu osvědčení	Obnovení schvalovacího osvědčení po 31. prosinci 2014



1.6.7.2.1.1 Tabulka všeobecných přechodných ustanovení: Přeprava suchého nákladu		
ustanovení	předmět	platnost a komentář
7.1.2.19.1	Plavidla nezbytná pro zajištění pohonu  Přizpůsobení se novým požadavkům v 9.1.0.12.4, 9.1.0.40.2, 9.1.0.51 a 9.1.0.52	N.R.M. od 1. ledna 2019 Obnovení schvalovacího osvědčení po 31. prosinci 2034  Do tohoto data pro plavidla v provozu platí následující požadavky:  V tlačném soulodí nebo v sestavě spřažených plavidel, kde alespoň jedno plavidlo musí být vybaveno schvalovacím osvědčením pro přepravu nebezpečných věcí, musí být všechna plavidla soulodí nebo sestavy spřažených plavidel vybavena příslušným schvalovacím osvědčením.  Plavidla, která nepřepravují nebezpečné věci, musí odpovídat požadavkům následujících oddílů, pododdílů a odstavců: 1.16.1.1, 1.16.1.2, 1.16.1.3, 7.1.2.5, 8.1.5, 8.1.6.1, 8.1.6.3, 8.1.7, 9.1.0.0, 9.1.0.12.3, 9.1.0.12.5, 9.1.0.17.2, 9.1.0.17.3, 9.1.0.31, 9.1.0.32, 9.1.0.34, 9.1.0.41, 9.1.0.52.7, 9.1.0.56, 9.1.0.71 9.1.0.74.
7.1.3.41	Kouření	N.R.M. Od 1. ledna 2019 Obnovení schvalovacího osvědčení po 31. prosinci 2020
7.1.3.51.1	Neelektrická zařízení	N.R.M. Od 1. ledna 2019 Obnovení schvalovacího osvědčení po 31. prosinci 2024
7.1.3.51.5	Odpojení červeně označených zařízení	N.R.M. Od 1. ledna 2019 Obnovení schvalovacího osvědčení po 31. prosinci 2034
7.1.3.51.5	Zařízení generující povrchové teploty vyšší než 200 °C	N.R.M. Od 1. ledna 2019 Obnovení schvalovacího osvědčení po 31. prosinci 2034
7.1.4.53	Osvětlovací zařízení v prostředí s nebezpečím výbuchu zóny 2	N.R.M. Od 1. ledna 2019 Obnovení schvalovacího osvědčení po 31. prosinci 2022
8.1.2.2 (e) – (h)	Dokumenty, které musí být na plavidle	N.R.M. Od 1. ledna 2019 Obnovení schvalovacího osvědčení po 31. prosinci 2020
8.6.1.1 8.6.1.2	Změny schvalovacího osvědčení	N.R.M. od 1. ledna 2019 Obnovení schvalovacího osvědčení po 31. prosinci 2018
9.1.0.12.1	Větrání nákladních prostorů	N.R.M.  Obnovení schvalovacího osvědčení po 31. prosinci 2018  Do tohoto data se následující požadavky vztahují na plavidla v provozu:  Každý nákladní prostor musí mít dostatečné přirozené nebo umělé větrání; pro náklad látek ve třídě 4.3 musí být každý nákladní prostor vybaven nuceným větráním. Zařízení, použita pro tento účel, musejí být konstruována tak, aby do nákladního prostoru nemohla vniknout voda.
9.1.0.12.3	Větrání obytných prostor a kormidelny	N.R.M. Od 1. ledna 2019 Obnovení schvalovacího osvědčení po 31. prosinci 2034
9.1.0.12.3	Větrání provozních prostorů	N.R.M.  Obnovení schvalovacího osvědčení po 31. prosinci 2018
9.1.0.12.3	Zařízení obytných prostor, kormidelny a provozních prostor, kde povrchové teploty mohou být vyšší než teploty uvedené v 9.1.0.51 nebo kde se používají elektrická zařízení, která nesplňují požadavky 9.1.0.52.1	N.R.M. Od 1. ledna 2019 Obnovení schvalovacího osvědčení po 31. prosinci 2034
9.1.0.12.4	Větrací přívody	N.R.M. Od 1. ledna 2019 Obnovení schvalovacího osvědčení po 31. prosinci 2034

1.6.7.2.1.1 Tabulka všeobecných přechodných ustanovení: Přeprava suchého nákladu		
ustanovení	předmět	platnost a komentář
9.1.0.12.5	Ventilátory používané v chráněných prostorech a ventilátory nákladních prostor, které jsou uspořádány v proudě vzduchu:  Teplotní třída a skupina výbušnosti	N.R.M. Od 1. ledna 2019 Obnovení schvalovacího osvědčení po 31. prosinci 2034
9.1.0.17.2	Plynotěsné uzavření otvorů nákladních prostorů	N.R.M.  Obnovení schvalovacího osvědčení po 31. prosinci 2018  Do tohoto data se následující požadavky vztahují na pravidla v provozu:  Otvory obytných prostorů, kormidelny a přepravních prostorů musí mít možnost těsného uzavření.
9.1.0.17.3	Vstupy a otvory v chráněné oblasti	N.R.M.  Obnovení schvalovacího osvědčení po 31. prosinci 2018  Do tohoto data se následující požadavky vztahují na pravidla v provozu:  Otvory motorových a provozních prostorů a přepravních prostorů musí mít možnost těsného uzavření.
9.1.0.31.2	Vstupy vzduchu pro motory	N.R.M.  Obnovení schvalovacího osvědčení po 31. prosinci 2034
9.1.0.32.2	Otevřené konce vzduchového potrubí ne méně než 0,50 m nad otevřenou palubou	N.R.M.  Obnovení schvalovacího osvědčení po 31. prosinci 2018
9.1.0.34.1	Umístění výfukových potrubí	N.R.M.  Obnovení schvalovacího osvědčení po 31. prosinci 2018
9.1.0.35	Odsávací čerpadla ve chráněném prostoru	N.R.M.  Obnovení schvalovacího osvědčení po 31. prosinci 2018  Do tohoto data se následující požadavky vztahují na pravidla v provozu:  V případě přepravy látek ve třídě 4.1, UN 3175, všech látek ve třídě 4.3 v nákladním prostoru nebo nebalených, a polymerických perel, expandovatelných, ve třídě 9, UN 2211 se musí odsávání nákladních prostorů realizovat výhradně pomocí odsávací instalace, umístěné ve chráněném prostoru. Odsávací instalace, umístěná nad strojovnou, musí být uzavřená.
9.1.0.40.1	Protipožární hasicí přístroje, dvě čerpadla atd.	N.R.M.  Obnovení schvalovacího osvědčení po 31. prosinci 2018
9.1.0.40.2	Protipožární hasicí systémy, trvale upevněné v motorovém prostoru	N.R.M.  Obnovení schvalovacího osvědčení po 31. prosinci 2034

1.6.7.2.1.1 Tabulka všeobecných přechodných ustanovení: Přeprava suchého nákladu		
ustanovení	předmět	platnost a komentář
9.1.0.41 v souvislosti s 7.1.3.41	Oheň a nekryté světlo	N.R.M.  Obnovení schvalovacího osvědčení po 31. prosinci 2018  Do tohoto data se následující požadavky vztahují na plavidla v provozu:  Výstupy komínů musejí být umístěné nejméně 2 m od nejbližšího bodu na poklopových dveřích nákladního prostoru. Topné a kuchyňské systémy se mohou povolovat pouze v kovových obytných prostorech a kormidelnách.  Ovšem: - Topná zařízení využívající kapalné palivo s bodem vzplanutí nad 55 °C mohou být povolena ve strojovnách.  - Ústřední ohřívací bojler, vyhřívané tuhými palivy, se mohou povolovat v prostorách položených pod palubou a přístupných pouze z paluby.
9.2.0.31.2	Vstupy vzduchu pro motory	N.R.M.  Obnovení schvalovacího osvědčení po 31. prosinci 2034
9.2.0.34.1	Umístění výfukových potrubí	N.R.M.  Obnovení schvalovacího osvědčení po 31. prosinci 2018
9.2.0.41 v souvislosti s 7.1.3.41	Oheň a nekryté světlo	N.R.M.  Obnovení schvalovacího osvědčení po 31. prosinci 2018  Do tohoto data se následující požadavky vztahují na plavidla v provozu:  Výstupy komínů musejí být umístěné nejméně 2 m od nejbližšího bodu na poklopových dveřích nákladního prostoru.  Topné a kuchyňské systémy se mohou povolovat pouze v kovových obytných prostorech a kormidelnách.  Ovšem: - Topná zařízení využívající kapalné palivo s bodem vzplanutí nad 55 °C mohou být povolena ve strojovnách.  - Ústřední ohřívací bojler, vyhřívané tuhými palivy, se mohou povolovat v prostorách položených pod palubou a přístupných pouze z paluby.
9.1.0.51	Teplota vnějších částí motorů a jejich vstupů vzduchu a výfukových potrubí	N.R.M. Od 1. ledna 2019 Obnovení schvalovacího osvědčení po 31. prosinci 2034
9.1.0.52.1	Elektrická zařízení, vybavení v provozu umístěná vně chráněné oblasti	N.R.M. Od 1. ledna 2019 Obnovení schvalovacího osvědčení po 31. prosinci 2034

1.6.7.2.1.1 Tabulka všeobecných přechodných ustanovení: Přeprava suchého nákladu		
ustanovení	předmět	platnost a komentář
9.1.0.52.1	Elektrická zařízení mimo chráněné oblasti	<p>N.R.M. Od 1. ledna 2019 Obnovení schvalovacího osvědčení po 31. prosinci 2034</p> <p>Do tohoto data na palubě plavidel v provozu platí následující požadavky:</p> <p>V chráněné oblasti musí být možné elektrické zařízení odpojit pomocí centrálně umístěných vypínačů s výjimkou případů, kde:</p> <ul style="list-style-type: none"> <li>– V nákladních prostorech se jedná o zařízení certifikovaného a bezpečného typu, který odpovídá alespoň teplotní třídě T4 a skupině výbušnosti II B; a</li> <li>– V chráněné oblasti na palubě se jedná o zařízení typu s omezeným nebezpečím výbuchu.</li> </ul> <p>Odpovídající elektrické obvody musí být vybaveny kontrolními světly, která ukazují, zda obvody jsou nebo nejsou pod napětím.</p> <p>Vypínače musí být chráněny proti neúmyslné neoprávněné manipulaci. Zásuvky používané v této oblasti, musí být provedeny takovým způsobem, aby se zabránilo připojení nebo odpojení s výjimkou případů, kdy nejsou pod napětím. Ponorná čerpadla, která jsou zabudovaná nebo se používají v nákladních prostorech, musí mít prohlášení o shodě minimálně pro teplotní třídu T4 a skupinu výbušnosti II B.</p>
9.1.0.52.2	Červeně označená zařízení	<p>N.R.M. od 1. ledna 2019 Obnovení schvalovacího osvědčení po 31. prosinci 2034</p>
9.1.0.52.5	Výpadek elektrického napájení bezpečnostních a kontrolních zařízení	<p>N.R.M. od 1. ledna 2019 Obnovení schvalovacího osvědčení po 31. prosinci 2024</p>
9.1.0.53.5	Pohyblivé elektrické kabely (opláštěné, typ H 07 RN-F)	<p>N.R.M. od 1. ledna 2019 Obnovení schvalovacího osvědčení po 31. prosinci 2034</p> <p>Do tohoto data na palubě plavidel v provozu platí následující ustanovení:</p> <p>Do tohoto data musí být pohyblivé elektrické kabely (opláštěné, typ H 07 RN-F) v souladu s IEC 60245-4:1994</p>
9.1.0.53.6	Neelektrická zařízení v chráněné oblasti	<p>N.R.M. od 1. ledna 2019 Obnovení schvalovacího osvědčení po 31. prosinci 2034</p>

1.6.7.2.1.2 (Vypuštěno)

1.6.7.2.1.3 Odchylkou od ustanovení v 7.1.4.1 smí být přeprava látek UN čísel 1690, 1812 a 2505 ve volně loženém stavu prováděna plavidly s jednoduchou obšívku až do 31.12.2018.

1.6.7.2.1.4 Pro plavidla nebo čluny, jejichž kýl byl položen před 1. červencem 2017 a která neodpovídají požadavkům v 9.0.X.1 týkajícím se dokumentace plavidla, musí uchovávat podkladů pro dokumentaci cisterny začít nejpozději při příští obnově platnosti schvalovacího osvědčení.

1.6.7.2.2 Všeobecná přechodná ustanovení pro tanková plavidla.

1.6.7.2.2.1 Provozovaná tanková plavidla musejí splňovat následující požadavky:

- (a) požadavky odstavců uvedených v následujících tabulkách, v rámci zde stanovených termínů
- (b) požadavky odstavců neuvedených v následujících tabulkách, k datu aplikace těchto pravidel.

Konstrukce a výbava provozovaných plavidel se musí udržovat minimálně na předcházející úrovni bezpečnosti.

1.6.7.2.2.2 Tabulka všeobecných přechodných ustanovení pro tanková plavidla.

1.6.7.2.2.2 Tabulka všeobecných přechodných ustanovení: Tanková plavidla		
ustanovení	předmět	platnost a komentář
1.2.1	Detektor plynu Zkouška podle normy IEC 60079-29-1:2016	N.R.M. od 1. ledna 2019 Obnovení schvalovacího osvědčení po 31. prosinci 2020
1.2.1	Elektrická zařízení s omezeným nebezpečím výbuchu	N.R.M. Obnovení schvalovacího osvědčení po 31. prosinci 2034 Do tohoto data se následující požadavky vztahují na plavidla v provozu: Elektrická zařízení s omezeným nebezpečím výbuchu jsou: <ul style="list-style-type: none"> <li>– Elektrická zařízení, která v průběhu normální činnosti nevytvářejí jiskry nebo nevykazují teploty povrchu překračující 200 °C, nebo</li> <li>– Elektrická zařízení s pouzdem chráněným rozprašovanou vodou, která v průběhu normální činnosti nebo nevykazují teploty povrchu překračující 200 °C.</li> </ul>
1.2.1	Měřicí přístroj kyslíku Zkouška podle normy EN 50104:2010	N.R.M. od 1. ledna 2019 Obnovení schvalovacího osvědčení po 31. prosinci 2020
1.2.1	Nákladní prostory	N.R.M. pro plavidla typu N otevřená, jejichž nákladní prostory obsahují pomocná zařízení a která přepravují pouze látky třídy 8, s poznámkou 30 ve sloupci (20) tabulky C kapitoly 3.2. Obnovení schvalovacího osvědčení po 31. prosinci 2038.
1.2.1	Oblast nákladu Oblast prostoru nad palubou	N.R.M. od 1. ledna 2019 Obnovení schvalovacího osvědčení po 31. prosinci 2034 Do tohoto data na palubě plavidel v provozu platí následující požadavky: Oblast nákladu odpovídá obdélníkovému komolému jehlanu s následujícími rozměry: Podlahová plocha: od paluby k palubě a od vnější přepážky kofrdamu k vnější přepážce kofrdamu Úhel sklonu krátkých stran: 45° Úhel sklonu dlouhých stran: 90° Výška: 3,00 m Oblast prostoru zóny 1 odpovídá oblasti nákladu nad palubou

1.6.7.2.2.2 Tabulka všeobecných přechodných ustanovení: Tanková plavidla		
ustanovení	předmět	platnost a komentář
1.2.1	Otvor pro odběr vzorků  Ochrana proti prošlehnutí plamene  Zkouška podle normy ISO 16852:2016 nebo EN ISO 16852:2016 / Prokázání shody s příslušnými požadavky	N.R.M. od 1. ledna 2019 Obnovení schvalovacího osvědčení po 31. prosinci 2034  Ochrana proti prošlehnutí plamene otvoru pro odběr vzorků musí být:  - Vyzkoušena podle ISO 16852:2010 nebo EN ISO 16852:2010, včetně potvrzení výrobce podle směrnice 94/9/ES nebo ekvivalentní, jestliže otvor pro odběr vzorků byl nahrazen od 1. ledna 2015, nebo je na palubě plavidla postaveného nebo upraveného od 1. ledna 2015.  - Vyzkoušena podle EN 12874:2001, včetně potvrzení výrobce podle směrnice 94/9/ES nebo ekvivalentní, jestliže otvor pro odběr vzorků byl nahrazen od 1. ledna 2001, nebo je na palubě plavidla postaveného nebo upraveného od 1. ledna 2001.  - Typu schváleného příslušným orgánem pro předepsané použití, jestliže otvor pro odběr vzorků byl nahrazen před 1. lednem 2001, nebo je na palubě plavidla postaveného nebo upraveného před 1. lednem 2001.
1.2.1	Rozdělení zón Zóna 1 Oblast prostoru          Zóna 2 Oblast prostoru:	N.R.M. od 1. ledna 2019 Obnovení schvalovacího osvědčení po 31. prosinci 2034  Do tohoto data na palubě plavidel v provozu platí následující požadavky: oblast prostoru zóny 1 odpovídá obdélníkovému komolému jehlanu s následujícími rozměry: Podlahová plocha: od paluby k palubě a od vnější přepážky kofrdamu k vnější přepážce kofrdamu Úhel sklonu krátkých stran: 45° Úhel sklonu dlouhých stran: 90° Výška: 3,00 m  N.R.M. od 1. ledna 2019 Obnovení schvalovacího osvědčení po 31. prosinci 2034
1.2.1	Systém detekce plynů  Zkouška podle normy IEC 60079-29-1:2016 a EN 50271:2010	N.R.M. od 1. ledna 2019 Obnovení schvalovacího osvědčení po 31. prosinci 2024
1.2.1	Systém měření kyslíku  Zkouška podle normy EN 50104:2010	N.R.M. od 1. ledna 2019 Obnovení schvalovacího osvědčení po 31. prosinci 2020
1.2.1	Pojistka proti prošlehnutí plamene Prokázání shody s příslušnými požadavky	N.R.M. od 1. ledna 2019 Obnovení schvalovacího osvědčení po 31. prosinci 2034

1.6.7.2.2.2 Tabulka všeobecných přechodných ustanovení: Tanková pravidla		
ustanovení	předmět	platnost a komentář
1.2.1	Pojistka proti prošlehnutí plamene Zkouška podle normy ISO 16852:2016 nebo EN ISO 16852:2016	N.R.M. od 1. ledna 2019 Obnovení schvalovacího osvědčení po 31. prosinci 2034  Do tohoto data na palubě plavidel v provozu platí následující požadavky:  Zachycovače plamene (pojistky proti zpětnému prošlehnutí plamene) musí být: <ul style="list-style-type: none"> <li>– Vyzkoušeny podle ISO 16852:2010 nebo EN ISO 16852:2010, jestliže byly nahrazeny od 1. ledna 2015 nebo jsou na palubách plavidel postavených nebo upravených od 1. ledna 2015;</li> <li>– Vyzkoušeny podle EN 12874:2001, jestliže byly nahrazeny od 1. ledna 2001 nebo jsou na palubách plavidel postavených nebo upravených od 1. ledna 2001;</li> <li>– Typu schváleného příslušným orgánem pro předepsané použití, jestliže byly nahrazeny před 1. lednem 2001, nebo jsou na palubách plavidel postavených nebo upravených před 1. lednem 2001.</li> </ul>
1.2.1	Zařízení pro bezpečné zbavení pnutí v nákladním tanku  Ochrana proti prošlehnutí plamene  Zkouška podle ISO 16852:2016/ Důkaz shody s platnými požadavky	N.R.M. od 1. ledna 2019 Obnovení schvalovacího osvědčení po 31. prosinci 2034  Ochrana proti prošlehnutí plamene musí být zkoušena podle normy EN 12874:2001 včetně potvrzení výrobce podle směrnice 94/9/ES na palubě plavidel postavených nebo upravených od 1. ledna 2001, nebo v případě nahrazení zařízení pro bezpečné snižování tlaku nákladních tanků od 1. ledna 2001. V ostatních případech musí být typu schváleného příslušným orgánem pro předepsané použití.
1.2.1	Vysokorychlostní větrací ventil Zkouška podle normy EN ISO 16852:2016 nebo EN ISO 16852:2016 / Prokázání shody s příslušnými požadavky	N.R.M. od 1. ledna 2019 Obnovení schvalovacího osvědčení po 31. prosinci 2034  Do tohoto data na palubě plavidel v provozu platí následující požadavky:  Vysokorychlostní větrací ventily musí být: <ul style="list-style-type: none"> <li>– Vyzkoušeny podle ISO 16852:2010 nebo EN ISO 16852:2010, včetně potvrzení výrobce v souladu se směrnicí 94/9/ES nebo ekvivalentní, jestliže byly nahrazeny od 1. ledna 2015, nebo jsou na palubě plavidel postavených nebo upravených od 1. ledna 2015.</li> <li>– Vyzkoušeny podle EN 12874:2001, včetně potvrzení výrobce v souladu se směrnicí 94/9/ES nebo ekvivalentní, jestliže byly nahrazeny od 1. ledna 2001, nebo jsou na palubě plavidel postavených nebo upravených od 1. ledna 2001.</li> <li>– Typu schváleného příslušným orgánem pro předepsané použití, jestliže byly nahrazeny před 1. lednem 2001, nebo jsou na palubách plavidel postavených nebo upravených před 1. lednem 2001.</li> </ul>
1.16.1.4 a 1.16.2.5	Příloha ke schvalovacímu osvědčení a prozatímnímu schvalovacímu osvědčení	Obnovení schvalovacího osvědčení po 31. prosinci 2014
7.2.2.6	Kalibrace systému detekce plynu pro n-hexan	N.R.M. od 1. ledna 2019 Obnovení schvalovacího osvědčení po 31. prosinci 2020
7.2.2.6	Ověřený systém pro detekci plynů	N.R.M. Obnovení schvalovacího osvědčení po 31. prosinci 2010

1.6.7.2.2.2 Tabulka všeobecných přechodných ustanovení: Tanková plavidla		
ustanovení	předmět	platnost a komentář
7.2.2.19.3	Plavidla používaná pro pohon  Přizpůsobení novým ustanovením  Ustanovení 9.3.3.12.4, 9.3.3.51 a 9.3.3.52.1 až 9.3.3.52.8	N.R.M. od 1. ledna 2019 Obnovení schvalovacího osvědčení po 31. prosinci 2034
7.2.2.19.4	Plavidla sestavy, pro kterou se požaduje ochrana proti explozi	N.R.M. od 1. ledna 2019 Obnovení schvalovacího osvědčení po 31. prosinci 2034  Do tohoto data pro plavidla v provozu platí následující požadavky:  Plavidla pohyblivá tlačným soulodím nebo sestavou spřažených plavidel musí odpovídat požadavkům následujících oddílů, pododdílů a odstavců: 1.16.1.1, 1.16.1.2, 1.16.1.3, 7.2.2.5, 8.1.4, 8.1.5, 8.1.6.1, 8.1.6.3, 8.1.7, 9.3.3.0.1, 9.3.3.0.3 (d), 9.3.3.0.5, 9.3.3.10.1, 9.3.3.10.2, 9.3.3.12.4 (a) s výjimkou kormidelny, 9.3.3.12.4 (b) kromě doby odezvy t <sub>90</sub> , 9.3.3.12.4 (c), 9.3.3.12.6, 9.3.3.16, 9.3.3.17.1 to 9.3.3.17.4, 9.3.3.31.1 to 9.3.3.31.5, 9.3.3.32.2, 9.3.3.34.1, 9.3.3.34.2, 9.3.3.40.1 (i když jedno požární nebo balastní čerpadlo stačí), 9.3.3.40.2, 9.3.3.41, 9.3.3.50.1 (c), 9.3.3.50.2, 9.3.3.51, 9.3.3.52.6, 9.3.3.52.7, 9.3.3.52.8, 9.3.3.56.5, 9.3.3.71 and 9.3.3.74, když alespoň jedno plavidlo soulodí nebo sestavy spřažených plavidel přepravuje nebezpečné věci.  Plavidla pohyblivá pouze otevřenými tankovými plavidly typu N nemusejí splňovat požadavky odstavců 9.3.3.10.1, 9.3.3.10.2 a 9.3.3.12.6. Tyto odchylky musí být uvedeny v osvědčení o schválení nebo v předběžném osvědčení o schválení takto: „Povolené odchylky“: „Odchylka od 9.3.3.10.1, 9.3.3.10.2 a 9.3.3.12.6; plavidlo může pohybovat pouze otevřenými tankovými plavidly typu N.“
7.2.3.20.1	Balastní voda  Zákaz plnění kofrdamů vodou	N.R.M.  Obnovení schvalovacího osvědčení po 31. prosinci 2038.  Do tohoto data se následující požadavky vztahují na plavidla v provozu: Kofrdamy smějí být během vykládky plněny vodou k zajištění stability plavidla a k umožnění drenáže beze zbytků, pokud je to možné. Během plavby smějí být kofrdamy naplněny balastní vodou, jen jsou-li nákladní tanky prázdné.
7.2.3.20.1	Prokázání stability v případě netěsnosti spojené s balastní vodou	N.R.M. pro plavidla typů G a N.  Obnovení schvalovacího osvědčení po 31. prosinci 2044.
7.2.3.20.1	Vybavení balastních tanků a komor ukazateli úrovně hladiny	N.R.M. po 1. lednu 2013 pro tanková plavidla typů C a G a pro tanková plavidla s dvojitou obšívkou typu N.  Obnovení schvalovacího osvědčení po 31. prosinci 2012.
7.2.3.31.2	Motorová vozidla pouze mimo oblast nákladu	N.R.M. pro plavidla typu N.  Obnovení schvalovacího osvědčení po 31. prosinci 2034.  Do tohoto data se následující požadavek vztahuje na plavidla v provozu: vozidlo se nesmí startovat na palubě.
7.2.3.41	Kouření	N.R.M. od 1. ledna 2019 Obnovení schvalovacího osvědčení po 31. prosinci 2020
7.2.3.51.4	Odpojení červeně označených neelektrických zařízení	N.R.M. Od 1. ledna 2019 Obnovení schvalovacího osvědčení po 31. prosinci 2034
7.2.3.51.5	Teplota povrchu, kde se požaduje T4, T5 nebo T6	N.R.M. Od 1. ledna 2019 Obnovení schvalovacího osvědčení po 31. prosinci 2020



1.6.7.2.2.2 Tabulka všeobecných přechodných ustanovení: Tanková pravidla		
ustanovení	předmět	platnost a komentář
7.2.4.22.3	Odběr vzorků z jiných otvorů	N.R.M. pro pravidla typu N otevřená.  Obnovení schvalovacího osvědčení po 31. prosinci 2018.  Do tohoto data se na plavidlech v provozu smějí otevírat víka nákladních tanků v průběhu nakládky pro kontrolu a odběr vzorků.
8.1.2.3 (r), (s), (t) (v)	Dokumenty, které musí být na palubě	N.R.M. od 1. ledna 2019 Obnovení schvalovacího osvědčení po 31. prosinci 2020  Do tohoto data se kromě dokumentů požadovaných podle 1.1.4.6 požadují následující dokumenty:  (a) Plán označující hranice oblasti nákladu a umístění elektrického zařízení instalovaného v této oblasti;  (b) Seznam strojního zařízení, přístrojů nebo jiných elektrických zařízení, uvedených v bodu (a) výše, včetně následujících podrobností:  Strojní zařízení nebo přístroje, umístění, druh ochrany, druh ochrany proti výbuchu, zkušebna a schvalovací číslo;  (c) Seznam nebo obecný plán označující elektrické zařízení umístěné vně oblasti nákladu, které může být provozováno při nakládání, vykládání nebo uvolňování plynu.  Výše uvedené dokumenty musí být opatřeny razítkem příslušného orgánu vydávajícího schvalovací osvědčení.
8.1.2.3 (u)	Dokumenty, které musí být na palubě  Plán s rozdělením zón	N.R.M. od 1. ledna 2019 Obnovení schvalovacího osvědčení po 31. prosinci 2034
8.1.6.2	Hadicové soustavy	Hadicové soustavy dřívějších norem EN 12115:1999, EN 13765:2003 nebo EN ISO 10380:2003 smějí být používány až do 31. prosince 2018.
8.1.6.3	Ověření systému měření kyslíku	N.R.M. od 1. ledna 2019 Obnovení schvalovacího osvědčení po 31. prosinci 2020
8.1.7.2	Označení zařízení, která se mají používat v oblastech s nebezpečím výbuchu, jakož i samostatných systémů ochrany	N.R.M. Od 1. ledna 2019 Obnovení schvalovacího osvědčení po 31. prosinci 2024
8.1.7.2	Zařízení a samostatné systémy ochrany, testování zařízení a samostatných systémů ochrany, jakož i shoda s dokumenty uvedenými v 8.1.2.3 (r) až (v) vzhledem k situaci na palubě	N.R.M. od 1. ledna 2019 Obnovení schvalovacího osvědčení po 31. prosinci 2020
8.6.1.3	Změna schvalovacího osvědčení	N.R.M. od 1. ledna 2019 Obnovení schvalovacího osvědčení po 31. prosinci 2018
9.3.2.0.1 (c) 9.3.3.0.1 (c)	Ochrana; proti korozi.	N.R.M.  Obnovení schvalovacího osvědčení po 31. prosinci 2034
9.3.1.0.3 (d) 9.3.2.0.3 (d) 9.3.3.0.3 (d)	Materiál odolný proti ohni v obytných prostorech a v kormidelně	N.R.M.  Obnovení schvalovacího osvědčení po 31. prosinci 2034

1.6.7.2.2.2 Tabulka všeobecných přechodných ustanovení: Tanková plavidla		
ustanovení	předmět	platnost a komentář
9.3.3.8.1	Pokračování třídy	N.R.M. pro plavidla typu N otevřená s lapači plamene a plavidla typu N otevřená.  Obnovení schvalovacího osvědčení po 31. prosinci 2044.  Do tohoto data platí na plavidlech v provozu následující požadavky:  Pokud není stanoveno jinak, musí typ konstrukce, pevnost, podřízené dělení, výbava a převody plavidla odpovídat nebo být rovnocenné konstrukčním požadavkům pro klasifikaci v nejvyšší třídě od uznané klasifikační společnosti.
9.3.1.8.4 9.3.2.8.4 9.3.3.8.4	Shoda s dokumenty v 8.1.3.2 (r) až (v)	N.R.M. od 1. ledna 2019 Obnovení schvalovacího osvědčení po 31. prosinci 2018
9.3.1.10.1 9.3.2.10.1 9.3.3.10.1	Vniknutí plynů a kapalin do kormidelny Okna, která je možné otevřít	N.R.M. od 1. ledna 2019 Obnovení schvalovacího osvědčení po 31. prosinci 2024
9.3.1.10.2 9.3.2.10.2 9.3.3.10.2	Výška ochranného roubení	N.R.M. od 1. ledna 2019 Obnovení schvalovacího osvědčení po 31. prosinci 2020
9.3.1.10.3 9.3.2.10.3 9.3.3.10.3	Ochranná stěna	N.R.M. od 1. ledna 2019 Obnovení schvalovacího osvědčení po 31. prosinci 2024
9.3.1.10.4 9.3.2.10.4 9.3.3.10.4	Jícnové roubení dveří atd.	N.R.M.  Obnovení schvalovacího osvědčení po 31. prosinci 2034  Do tohoto data na palubách provozovaných plavidel, s výjimkou plavidel typu N otevřený, platí následující požadavky:  Do tohoto data tento požadavek je možné splnit připravením svislých ochranných stěn ve výšce větší nebo rovné 0,50 m.  Na palubách provozovaných plavidel o délce pod 50,00 m je možné výšku 0,50 m snížit na 0,30 m u průchodů, vedoucích na palubu.
9.3.1.11.1 (b)	Poměr délky a průměru u tlakových tankových plavidel	N.R.M.  Obnovení schvalovacího osvědčení po 31. prosinci 2044
9.3.3.11.1 (d)	Omezení délky tankových plavidel	N.R.M.  Obnovení schvalovacího osvědčení po 31. prosinci 2044
9.3.1.11.2 (a)	Uspořádání nákladních tanků  Vzdálenost mezi nákladními tanky a bočními stěnami  Výška sedel	N.R.M. pro plavidla typu G, jejichž kýly byly položeny před 1. lednem 1977.  Obnovení schvalovacího osvědčení po 31. prosinci 2044.

1.6.7.2.2.2 Tabulka všeobecných přechodných ustanovení: Tanková plavidla		
ustanovení	předmět	platnost a komentář
9.3.1.11.2 (a)	Uspořádání nákladních tanků Vzdálenost mezi nákladovými nádržemi a bočnicemi Výška hřbetnic, distančních kusů	N.R.M.  Obnovení schvalovacího osvědčení po 31. prosinci 2044  Do tohoto data na palubách provozovaných plavidel, jejichž kýl byl položen po 31. prosinci 1976, platí následující požadavky:  Pokud je objem nádrže větší než 200 m <sup>3</sup> , nebo kde je poměr délky k průměru menší než 7 ale větší než 5, tam musí být trup v oblasti nádrže takový, aby v případě kolize zůstala nádrž, pokud to je možné, nepoškozená. Tento požadavek je možné brát jako splněný, pokud plavidlo v prostoru nádrže:  - má dvojitý trup s odlehlostí nejméně 80 cm mezi bočním pláštěm a podélným pažením lodního prostoru  - nebo pokud je plavidlo zkonstruované takto:  a) Mezi průchozí palubou a horní částí podlažních desek jsou v pravidelných intervalech nepřevyšujících 60 cm umístěné boční podélníky;  b) Boční podélníky musejí být podepřené síťovým rámem, s mezerami nepřevyšujícími 2,00 m. Výška síťového rámu nesmí být nižší než 10 % hloubky a v jakémkoliv případě nesmí být menší než 30 cm. Musejí být vybavené čelní deskou z ploché oceli, která má příčný průřez nejméně 15 cm <sup>2</sup> ;  c) Boční podélníky podle bodu a) musejí mít stejnou výšku jako síťový rám a musejí být doplněné čelní deskou z ploché oceli, která má příčný průřez nejméně 7,5 cm <sup>2</sup> .
9.3.1.11.2 (a)	Vzdálenost mezi sacími přítoky a podlažními deskami	N.R.M.  Obnovení schvalovacího osvědčení po 31. prosinci 2044
9.3.1.11.2 (b) 9.3.2.11.2 (b) 9.3.3.11.2 (a)	Upevnění nákladních tanků	N.R.M.  Obnovení schvalovacího osvědčení po 31. prosinci 2044
9.3.1.11.2 (c) 9.3.2.11.2 (c) 9.3.3.11.2 (b)	Kapacita sacího přítoku	N.R.M.  Obnovení schvalovacího osvědčení po 31. prosinci 2044
9.3.1.11.2 (d) 9.3.2.11.2 (d)	Boční podélníky mezi trupem a nákladovými nádržemi	N.R.M.  Obnovení schvalovacího osvědčení po 31. prosinci 2044
9.3.3.11.2.(d)	Boční výtahy mezi trupem a nákladními tanky	N.R.M. od 1. ledna 2019  Obnovení schvalovacího osvědčení po 31. prosinci 2044
9.3.1.11.3 (a)	Koncová přepážka nákladového prostoru s izolací „A-60“ Odlehlost o velikosti 0,50 m od nákladních tanků ve volném přepravním prostoru	N.R.M.  Obnovení schvalovacího osvědčení po 31. prosinci 2044

1.6.7.2.2.2 Tabulka všeobecných přechodných ustanovení: Tanková plavidla		
ustanovení	předmět	platnost a komentář
9.3.2.11.3 (a) 9.3.3.11.3 (a)	Šířka přehradových skříní 0,60 m Volné nákladní prostory s přehradovými skříněmi nebo s přepážkami izolovanými izolací „A-60“ Odlehlost o velikosti 0,50 m od nákladních tanků ve volném přepavním prostoru	N.R.M.  Obnovení schvalovacího osvědčení po 31. prosinci 2044  Do tohoto data na palubách provozovaných plavidel platí následující požadavky:  Typ C: minimální šířka kofrdamů je 0,50 m;  Typ N: minimální šířka kofrdamů je 0,50 m, na palubách plavidel s vlastní hmotností do 150 t je tato hodnota 0,40 m;  Typ N otevřený: kofrdamy se nemusejí vyžadovat při celkové hmotnosti do 150 t. Odlehlost mezi nákladovými nádržemi a koncovými přepážkami nákladového prostoru musí být minimálně 0,40 m.
9.3.3.11.4	Průchody v koncových přepážkách nákladních prostorů	N.R.M. od 1. ledna 2005 pro plavidla typu N otevřená, jejichž kýly byly položeny před 1. lednem 1977.  Obnovení schvalovacího osvědčení po 31. prosinci 2044.
9.3.3.11.4	Vzdálenost mezi potrubím a dnem	N.R.M. od 1. ledna 2005  Obnovení schvalovacího osvědčení po 31. prosinci 2038
9.3.3.11.4	Uzavírací zařízení plnicího a vyprazdňovacího potrubí vycházejícího z nákladního tanku	N.R.M. od 1. ledna 2005  Obnovení schvalovacího osvědčení po 31. prosinci 2018
9.3.3.11.6 (a)	Tvar kofrdamu upraveného jako prostor s čerpadly	N.R.M. pro plavidla typu N, jejichž kýly byly položeny před 1. lednem 1977.  Obnovení schvalovacího osvědčení po 31. prosinci 2044.
9.3.3.11.7	Vzdálenost mezi nákladními tanky a vnější stěnou plavidla	N.R.M. od 1. ledna 2001  Obnovení schvalovacího osvědčení po 31. prosinci 2038
9.3.3.11.7	Šířka dvojité obšívky	N.R.M. od 1. ledna 2007  Obnovení schvalovacího osvědčení po 31. prosinci 2038
9.3.3.11.7	Vzdálenost mezi sacím přítokem a spodními prostory	N.R.M. od 1. ledna 2003  Obnovení schvalovacího osvědčení po 31. prosinci 2038
9.3.3.11.8	Uspořádání provozních prostorů v oblasti nákladu pod palubou	N.R.M. pro plavidla typu N otevřená.  Obnovení schvalovacího osvědčení po 31. prosinci 2038.
9.3.1.11.8 9.3.3.11.9	Rozměry otvorů pro přístup do prostor v rámci nákladové plochy	N.R.M.  Obnovení schvalovacího osvědčení po 31. prosinci 2018
9.3.1.11.8 9.3.2.11.10 9.3.3.11.9	Interval mezi zesilujícími prvky	N.R.M.  Obnovení schvalovacího osvědčení po 31. prosinci 2044
9.3.2.12.1 9.3.3.12.1	Větrací otvory v nákladových prostorech	N.R.M. od 1. ledna 2003  Obnovení schvalovacího osvědčení po 31. prosinci 2018
9.3.1.12.2 9.3.3.12.2	Větrací systémy ve dvojitých prostorech trupu a ve dvojitých spodních prostorech	N.R.M. od 1. ledna 2003  Obnovení schvalovacího osvědčení po 31. prosinci 2018
9.3.1.12.3 9.3.2.12.3 9.3.3.12.3	Výška vzduchových vstupů nad palubou pro servisní prostory, umístěné pod palubou	N.R.M.  Obnovení schvalovacího osvědčení po 31. prosinci 2018
9.3.1.12.4 9.3.2.12.4 9.3.3.12.4	Větrání kormidelny	N.R.M. od 1. ledna 2019  Obnovení schvalovacího osvědčení po 31. prosinci 2024

1.6.7.2.2.2 Tabulka všeobecných přechodných ustanovení: Tanková pravidla		
ustanovení	předmět	platnost a komentář
9.3.1.12.4 9.3.2.12.4 9.3.3.12.4	Zařízení v kormidelně, kde povrchové teploty mohou být vyšší, než je uvedeno v 9.3.x.51 (a), nebo zahrnuje použití elektrického zařízení, která nesplňuje požadavky 9.3.x.52.1	N.R.M. od 1. ledna 2019 Obnovení schvalovacího osvědčení po 31. prosinci 2034
9.3.1.12.4 9.3.2.12.4 9.3.3.12.4	Zařízení v obytných prostorech, kormidelně a provozních prostorech, kde povrchové teploty mohou být vyšší, než je uvedeno v 9.3.x.51 (a)	N.R.M. od 1. ledna 2019 Obnovení schvalovacího osvědčení po 31. prosinci 2034
9.3.1.12.4 9.3.3.12.4	Elektrická zařízení používaná při nakládání, vykládání, uvolňování plynu a v bezprostřední blízkosti nebo uvnitř pevnině přiřazené zóny	N.R.M. Od 1. ledna 2019 Obnovení schvalovacího osvědčení po 31. prosinci 2034  Do tohoto data, na palubách plavidel typu G a typu N, jejichž kýl byl položen před 1. lednem 1977, všechna elektrická zařízení s výjimkou osvětlovacích zařízení v obytných prostorech, rádio telefonních zařízení v obytných prostorech a v kormidelně a řídicích přístrojích spalovacích motorů, musí splňovat následující požadavky:  Generátory, motory, atd.: Stupeň ochrany IP 13  Rozvaděče, vypínače u vchodů do obytných prostor, atd.: Stupeň ochrany IP 23  Přístroje atd.: Stupeň ochrany IP 55
9.3.1.12.4 9.3.2.12.4 9.3.3.12.4	Neelektrická zařízení používaná při nakládání, vykládání, odplynování a v bezprostřední blízkosti nebo uvnitř pevnině přiřazené zóny	N.R.M. Od 1. ledna 2019 Obnovení schvalovacího osvědčení po 31. prosinci 2034
9.3.1.12.4 (b) 9.3.2.12.4 (b) 9.3.3.12.4 (b)	Systém detekce plynů: Čas T90	N.R.M. Od 1. ledna 2019 Obnovení schvalovacího osvědčení po 31. prosinci 2034
9.3.1.12.4 9.3.2.12.4 9.3.3.12.4	Alarmy	N.R.M. Od 1. ledna 2019 Obnovení schvalovacího osvědčení po 31. prosinci 2024
9.3.1.12.6 9.3.2.12.6 9.3.3.12.6	Vzdálenost mezi vstupy větracích otvorů v kormidelně a v oblasti nákladu	N.R.M. Od 1. ledna 2019 Obnovení schvalovacího osvědčení po 31. prosinci 2034
9.3.1.12.6 9.3.2.12.6 9.3.3.12.6	Vzdálenost mezi větracími otvory obytných a provozních prostor a oblasti nákladu	N.R.M. od 1. ledna 2003 Obnovení schvalovacího osvědčení po 31. prosinci 2034
9.3.1.12.6 9.3.2.12.6 9.3.3.12.6	Trvale zabudovaná zařízení podle 9.3.x.40.2.2 (c)	N.R.M. od 1. ledna 2003 Obnovení schvalovacího osvědčení po 31. prosinci 2018
9.3.1.13 9.3.3.13	Stabilita (obecně)	N.R.M.  Obnovení schvalovacího osvědčení po 31. prosinci 2044
9.3.3.13.3 odstavec 2	Stabilita (obecně)	N.R.M. od 1. ledna 2007  Obnovení schvalovacího osvědčení po 31. prosinci 2044
9.3.1.14 9.3.3.14	Stabilita (v nepoškozeném stavu)	N.R.M.  Obnovení schvalovacího osvědčení po 31. prosinci 2044
9.3.1.15	Stabilita (v případě poškození)	N.R.M.  Obnovení schvalovacího osvědčení po 31. prosinci 2044
9.3.3.15	Stabilita (v případě poškození)	N.R.M. od 1. ledna 2007  Obnovení schvalovacího osvědčení po 31. prosinci 2044

1.6.7.2.2.2 Tabulka všeobecných přechodných ustanovení: Tanková plavidla		
ustanovení	předmět	platnost a komentář
9.3.1.16.1 9.3.3.16.1	Vzdálenost otvorů motorových prostorů od nákladové plochy	N.R.M.  Obnovení schvalovacího osvědčení po 31. prosinci 2044
9.3.3.16.1	Motory s vnitřním spalováním mimo oblast nákladu	N.R.M. pro plavidla typu N otevřená.  Obnovení schvalovacího osvědčení po 31. prosinci 2034.
9.3.1.16.2 9.3.3.16.2	Závěsy dveří směřující do oblasti nákladu	N.R.M. pro plavidla, jejichž kýly byly položeny před 1. lednem 1977, kde by změny mohly omezovat jiné hlavní otvory.  Obnovení schvalovacího osvědčení po 31. prosinci 2034.
9.3.3.16.2	Prostory strojovny přístupné z paluby	N.R.M. pro plavidla typu N otevřená.  Obnovení schvalovacího osvědčení po 31. prosinci 2034.
9.3.1.17.1 9.3.3.17.1	Obytné prostory a kormidelna mimo oblast nákladu	N.R.M. pro plavidla, jejichž kýly byly položeny před 1. lednem 1977, pokud není spojení mezi kormidelnou a jinými uzavřenými prostory.  Obnovení schvalovacího osvědčení po 31. prosinci 2044.  Obnovení schvalovacího osvědčení po 31. prosinci 2044 pro plavidla o délce do 50 metrů, jejichž kýly byly položeny před 1. lednem 1977 a jejichž kormidelny jsou umístěny v oblasti nákladu, i když to poskytuje přístup k jiným uzavřeným prostorům, pokud je bezpečnost zajištěna patřičnými provozními požadavky příslušného orgánu.
9.3.3.17.1	Obytné prostory a kormidelna mimo oblast nákladu	N.R.M. pro plavidla typu N otevřená.  Obnovení schvalovacího osvědčení po 31. prosinci 2044.
9.3.1.17.2 9.3.2.17.2 9.3.3.17.2	Uspořádání vstupů a otvorů v čelních nadřazených strukturách	N.R.M.  Obnovení schvalovacího osvědčení po 31. prosinci 2044
9.3.1.17.2 9.3.2.17.2 9.3.3.17.2	Vstupy směřující do oblasti nákladu	N.R.M. pro plavidla o délce do 50 metrů, jejichž kýly byly položeny před 1. lednem 1977, pokud jsou nainstalovány protiplynové ochrany.  Obnovení schvalovacího osvědčení po 31. prosinci 2044.
9.3.3.17.2	Vstupy a otvory	N.R.M. pro plavidla typu N otevřená.  Obnovení schvalovacího osvědčení po 31. prosinci 2044.
9.3.1.17.4 9.3.3.17.4	Vzdálenost otvorů od nákladové oblasti	N.R.M.  Obnovení schvalovacího osvědčení po 31. prosinci 2044
9.3.3.17.5 (b), (c)	Schválení průchodek hřídele a zobrazení pokynů	N.R.M. pro plavidla typu N otevřená.  Obnovení schvalovacího osvědčení po 31. prosinci 2018.
9.3.1.17.6 9.3.2.17.6 9.3.3.17.6	Vzdálenost mezi vstupy větrání v čerpadlových prostorech a kormidelnou	N.R.M. Od 1. ledna 2019 Obnovení schvalovacího osvědčení po 31. prosinci 2034

1.6.7.2.2.2 Tabulka všeobecných přechodných ustanovení: Tanková plavidla		
ustanovení	předmět	platnost a komentář
9.3.1.17.6 9.3.3.17.6	Čerpadlové prostory pod palubou	N.R.M.  Obnovení schvalovacího osvědčení po 31. prosinci 2018  Do tohoto data na palubách provozovaných plavidel platí následující požadavky:  Čerpadlové prostory pod palubou musejí  - splňovat požadavky pro servisní prostory: - pro plavidla typu G: 9.3.1.12.3 - pro plavidla typu N: 9.3.3.12.3;  - být vybaveny systémem plynových detektorů podle bodu 9.3.1.17.6 nebo 9.3.3.17.6.
9.3.1.17.6 9.3.2.17.6 9.3.3.17.6	Systém měření kyslíku Minimální hodnota pro alarm	N.R.M. Od 1. ledna 2019 Obnovení schvalovacího osvědčení po 31. prosinci 2020
9.3.1.17.6 9.3.2.17.6 9.3.3.17.6	Alarmy	N.R.M. Od 1. ledna 2019 Obnovení schvalovacího osvědčení po 31. prosinci 2024
9.3.2.20.1 9.3.3.20.1	Přístup do kofrdamů nebo oddělení kofrdamů	N.R.M. od 1. ledna 2015 Obnovení schvalovacího osvědčení po 31. prosinci 2034.
9.3.2.20.2 9.3.3.20.2	Nasávací ventil	N.R.M.  Obnovení schvalovacího osvědčení po 31. prosinci 2018
9.3.3.20.2	Plnění kofrdamů pomocí čerpadla	N.R.M. pro plavidla typu N otevřená.  Obnovení schvalovacího osvědčení po 31. prosinci 2018.
9.3.2.20.2 9.3.3.20.2	Plnění kofrdamů v době do 30 minut	N.R.M.  Obnovení schvalovacího osvědčení po 31. prosinci 2018
9.3.2.20.4 9.3.3.20.4	Skupina/podskupina výbušnosti	N.R.M. Od 1. ledna 2019 Obnovení schvalovacího osvědčení po 31. prosinci 2024
9.3.1.21.3 9.3.2.21.3 9.3.3.21.3	Vyznačení všech nejvyšších dovolených úrovní plnění nákladních tanků na ukazateli úrovně hladiny	N.R.M. od 1. ledna 2015 Obnovení schvalovacího osvědčení po 31. prosinci 2018
9.3.3.21.1 (b)	Indikátor úrovně hladiny	N.R.M. od 1. ledna 2005 pro plavidla typu N otevřená s lapači plamene a typu N otevřená.  Obnovení schvalovacího osvědčení po 31. prosinci 2018.  Do tohoto data na plavidlech v provozu vybavených otvory pro měření tyto otvory musí: – být umístěny tak, aby stupeň naplnění mohl být měřen pomocí měrné tyče; – být vybaveny automatickým uzávěrem.
9.3.3.21.1 (g)	Otvor pro odběr vzorků	N.R.M. pro plavidla typu N otevřená.  Obnovení schvalovacího osvědčení po 31. prosinci 2018.
9.3.2.21.1 (g) 9.3.3.21.1 (g)	Skupina/podskupina výbušnosti	N.R.M. Od 1. ledna 2019 Obnovení schvalovacího osvědčení po 31. prosinci 2024
9.3.1.21.4 9.3.2.21.4 9.3.3.21.4	Nezávislé výstražné zařízení pro úroveň kapaliny	N.R.M.  Obnovení schvalovacího osvědčení po 31. prosinci 2018
9.3.1.21.5 (a) 9.3.2.21.5 (a) 9.3.3.21.5 (a)	Zásuvka v blízkosti pobřežních přípojek a odpojení lodního čerpadla	N.R.M.  Obnovení schvalovacího osvědčení po 31. prosinci 2018
9.3.1.21.5 (b) 9.3.2.21.5 (b) 9.3.3.21.5 (d)	Zařízení pro vypnutí lodního čerpadla ze břehu	N.R.M.  Obnovení schvalovacího osvědčení po 31. prosinci 2006

1.6.7.2.2.2 Tabulka všeobecných přechodných ustanovení: Tanková plavidla		
ustanovení	předmět	platnost a komentář
9.3.2.21.5 (c)	Rychlouzavírací zařízení pro přerušení zásobování	N.R.M.  Obnovení schvalovacího osvědčení po 31. prosinci 2008.
9.3.1.21.7 9.3.2.21.7 9.3.3.21.7	Alarmy	N.R.M. Od 1. ledna 2019 Obnovení schvalovacího osvědčení po 31. prosinci 2024
9.3.1.21.7 9.3.2.21.7 9.3.3.21.7	Podtlakové nebo přetlakové výstrahy v nákladních tancích pro přepravu látek, které <u>nemají</u> poznámku 5 ve sloupci (20) v tabulce C v kapitole 3.2.	N.R.M. od 1. ledna 2001  Obnovení schvalovacího osvědčení po 31. prosinci 2018
9.3.1.21.7 9.3.2.21.7 9.3.3.21.7	Teplovní výstraha v nákladních tancích	N.R.M. od 1. ledna 2001  Obnovení schvalovacího osvědčení po 31. prosinci 2018
9.3.1.22.1 (b)	Výška umístění nad palubou otvorů nákladních tanků	N.R.M.  Obnovení schvalovacího osvědčení po 31. prosinci 2044
9.3.3.22.1 (b)	Otvory nákladního tanku 0,50 m nad palubou	N.R.M.  Obnovení schvalovacího osvědčení po 31. prosinci 2044 pro plavidla, kde byl kýl položený před 1. lednem 1977.
9.3.1.22.4	Ochrana proti tvorbě jisker u zavíracích zařízení	N.R.M. od 1. ledna 2003  Obnovení schvalovacího osvědčení po 31. prosinci 2018
9.3.1.22.3 9.3.2.22.4 (a) 9.3.3.22.4 (a)	Poloha výstupů přetlakových ventilů/vysokorychlostních větracích ventilů nad palubou	N.R.M.  Obnovení schvalovacího osvědčení po 31. prosinci 2018
9.3.2.22.4 (a) 9.3.3.22.4 (e)	Nastavit tlak přetlakového ventilu/vysokorychlostního větracího ventilu	N.R.M.  Obnovení schvalovacího osvědčení po 31. prosinci 2018
9.3.2.22.4 (e) 9.3.3.22.4 (d)	Skupina/podskupina výbušnosti	N.R.M. Od 1. ledna 2019 Obnovení schvalovacího osvědčení po 31. prosinci 2024
9.3.3.23.2	Zkušební tlak pro nákladní tanky	N.R.M. pro plavidla, jejichž kýly byly položeny před 1. lednem 1977, pro které se vyžaduje zkušební tlak 15 kPa (0, 15 baru).  Obnovení schvalovacího osvědčení po 31. prosinci 2044. Do tohoto data je zkušební tlak 10 kPa (0,10 baru) dostačující.
9.3.3.23.2	Zkušební tlak pro nákladní tanky	N.R.M. pro kalová plavidla v provozu před 1. lednem 1999  Obnovení schvalovacího osvědčení po 31. prosinci 2044. Do tohoto data je zkušební tlak 5 kPa (0,05 baru) dostačující.
9.3.3.23.3	Zkušební tlak pro nakládací a vykládací potrubí	N.R.M. pro kalová plavidla v provozu před 1. lednem 1999  Obnovení schvalovacího osvědčení nejpozději do 1.ledna 2039. Do tohoto data je zkušební tlak 400 kPa (4 bary) dostačující.
9.3.2.25.1 9.3.3.25.1	Rychlé odstavení nákladových čerpadel	N.R.M.  Obnovení schvalovacího osvědčení po 31. prosinci 2018
9.3.1.25.1 9.3.2.25.1 9.3.3.25.1	Odlehlost čerpadel atd. od ubytovacích prostor atd.	N.R.M.  Obnovení schvalovacího osvědčení po 31. prosinci 2044
9.3.1.25.2 (d) 9.3.2.25.2 (d)	Potrubí pro nakládku a vykládku jsou umístěná na palubě	N.R.M.  Obnovení schvalovacího osvědčení po 31. prosinci 2044
9.3.1.25.2 (e) 9.3.2.25.2 (e) 9.3.3.25.2 (e)	Vzdálenost pobřežních přípojek od ubytovacích prostor atd.	N.R.M.  Obnovení schvalovacího osvědčení po 31. prosinci 2034



1.6.7.2.2.2 Tabulka všeobecných přechodných ustanovení: Tanková plavidla		
ustanovení	předmět	platnost a komentář
9.3.2.25.2 (i)	Nakládací a vykládací potrubí ani odvětrávací potrubí nesmějí mít flexibilní spoje s posuvnými těsněními	N.R.M. od 1. ledna 2009  Na plavidlech v provozu majících spoje s posuvnými těsněními se po obnovení schvalovacího osvědčení po 31. prosinci 2008 již nesmějí přepravovat látky s toxickými nebo žíravými vlastnostmi (viz sloupec (5) tabulky C kapitoly 3.2, nebezpečí 6.1 a 8).  Plavidla v provozu s obnovením schvalovacího osvědčení po 31. prosinci 2018 nesmějí mít flexibilní spoje s posuvnými těsněními.
9.3.3.25.2 (h)	Nakládací a vykládací potrubí ani odvětrávací potrubí nesmějí mít flexibilní spoje s posuvnými těsněními	N.R.M. od 1. ledna 2009  Na plavidlech v provozu majících spoje s posuvnými těsněními se po obnovení schvalovacího osvědčení po 31. prosinci 2008 již nesmějí přepravovat látky s žíravými vlastnostmi (viz sloupec (5) tabulky C kapitoly 3.2, nebezpečí 8).  Plavidla v provozu s obnovením schvalovacího osvědčení po 31. prosinci 2018 nesmějí mít flexibilní spoje s posuvnými těsněními.
9.3.3.25.8 (a)	Balastové nasávací trubky jsou umístěné v nákladovém prostoru, ale vně nákladního tanku	N.R.M.  Obnovení schvalovacího osvědčení po 31. prosinci 2018
9.3.2.25.9 9.3.3.25.9	Nakládací a vykládací proud	N.R.M.  Obnovení schvalovacího osvědčení po 31. prosinci 2018
9.3.3.25.12	Ustanovení 9.3.3.25.1 (a) a (c), 9.3.3.25.2 (e), 9.3.3.25.3 a 9.3.3.25.4 se neaplikují s výjimkou plavidla typu N otevřené, která přepravuje žíravé látky (viz kapitolu 3.2, tabulku C, sloupec (5), nebezpečí 8)	N.R.M.  Obnovení schvalovacího osvědčení po 31. prosinci 2018  Tato časová mez se týká pouze plavidla typu N otevřené, které přepravuje žíravé látky (viz kapitolu 3.2, tabulku C, sloupec (5), nebezpečí 8).
9.3.2.26.2 9.3.3.26.2 (b)	Skupina/podskupina výbušnosti	N.R.M. Od 1. ledna 2019 Obnovení schvalovacího osvědčení po 31. prosinci 2024
9.3.1.31.2 9.3.2.31.2 9.3.3.31.2	Vzdálenost vstupu vzduchu do motoru od nákladového prostoru	N.R.M.  Obnovení schvalovacího osvědčení po 31. prosinci 2044
9.3.1.31.5 9.3.2.31.5 9.3.3.31.5	Teplota v motorovém prostoru	N.R.M.  Obnovení schvalovacího osvědčení po 31. prosinci 2018  Do tohoto data na palubách provozovaných plavidel platí následující požadavky:  Teplota v motorovém prostoru nesmí překročit hodnotu 45 °C.
9.3.3.34.1	Výfukové potrubí	N.R.M.  Obnovení schvalovacího osvědčení po 31. prosinci 2018
9.3.1.35.1 9.3.3.35.1	Odsávací a balastní čerpadla v nákladovém prostoru	N.R.M.  Obnovení schvalovacího osvědčení po 31. prosinci 2034
9.3.3.35.3	Nasávací potrubí pro balast je umístěné uvnitř nákladového prostoru, ale vně nákladního tanku	N.R.M.  Obnovení schvalovacího osvědčení po 31. prosinci 2018
9.3.1.35.4	Odsávací instalace čerpadlového prostoru je vně čerpadlového prostoru	N.R.M. od 1. ledna 2003  Obnovení schvalovacího osvědčení po 31. prosinci 2018

1.6.7.2.2.2 Tabulka všeobecných přechodných ustanovení: Tanková pravidla		
ustanovení	předmět	platnost a komentář
9.3.1.40.1 9.3.2.40.1 9.3.3.40.1	Protipožární hasicí systém, dvě čerpadla atd.	N.R.M. Obnovení schvalovacího osvědčení po 31. prosinci 2018
9.3.1.40.2 9.3.2.40.2 9.3.3.40.2	Pevný protipožární hasicí systém v motorovém prostoru	N.R.M. Obnovení schvalovacího osvědčení po 31. prosinci 2034
9.3.1.41.1 9.3.3.41.1	Výstupy výfukových potrubí jsou umístěny nejméně 2 m od nákladového prostoru	N.R.M. Obnovení schvalovacího osvědčení po 31. prosinci 2044 pro pravidla, kde byl kýl položený před 1. lednem 1977.
9.3.3.41.1	Výstupy komínů	N.R.M. Obnovení schvalovacího osvědčení nejpozději do 1. ledna 2039 pro kalová pravidla.
9.3.1.41.2 9.3.2.41.2 9.3.3.41.2 v souvislosti s 7.2.3.41	Zařízení pro topení, vaření a chlazení	N.R.M. Obnovení schvalovacího osvědčení po 31. prosinci 2010
9.3.3.42.2	Systém ohřevu nákladu	N.R.M. pro pravidla typu N otevřená. Obnovení schvalovacího osvědčení po 31. prosinci 2034.  Do tohoto data platí na plavidlech v provozu následující požadavky: Toto je možno dodržet pomocí odlučovače kalu namontovaného na zpětnou trubku kondenzované vody.
9.3.1.51 (a) 9.3.2.51 (a) 9.3.3.51 (a)	Povrchová teplota neelektrických zařízení nesmí překročit 200 °C	N.R.M. Od 1. ledna 2019 Obnovení schvalovacího osvědčení po 31. prosinci 2034
9.3.1.51 (b) 9.3.2.51 (b) 9.3.3.51 (b)	Povrchová teplota vnějších částí motorů a jejich sacích potrubí a výfukových potrubí	N.R.M. Obnovení schvalovacího osvědčení po 31. prosinci 2018  Do tohoto data na palubách provozovaných plavidel platí následující požadavky:  Teplota vnějších částí nesmí překročit hodnotu 300 °C.
9.3.1.52.1 9.3.2.52.1 9.3.3.52.1	Elektrická zařízení s omezeným nebezpečím výbuchu	N.R.M. Obnovení schvalovacího osvědčení po 31. prosinci 2034  Do tohoto data jsou požadovány následující dokumenty pro elektrická zařízení používaná při nakládání, vykládání a uvolňování plynů u plavidel v provozu, jejichž kýl byl položen po 1. lednu 1995: 9.3.1.52.3, 9.3.2.52.3 a 9.3.3.52.3 verze ADN platné do 31. prosince 2018
9.3.1.52.1 9.3.3.52.1	Elektrická zařízení s omezeným nebezpečím výbuchu	N.R.M. Obnovení schvalovacího osvědčení po 31. prosinci 2034  Do tohoto data, na palubách plavidel, jejichž kýl byl položen před 1. lednem 1977, všechna elektrická zařízení s výjimkou osvětlovacích zařízení v obytných prostorech, rádio telefonních zařízení v obytných prostorech a v kormidelně a řídicích přístrojích spalovacích motorů, která se používají při nakládání, vykládání a uvolňování plynů, musí splňovat následující požadavky: Generátory, motory, rozvaděče, osvětlení, atd.: Stupeň ochrany IP 13 Přístroje atd.: Stupeň ochrany IP 55
9.3.3.52.1	Elektrická zařízení v provozu během pobytu v bezprostřední blízkosti nebo uvnitř pevnině přiřazené zóny	N.R.M. od 1. ledna 2019 pro pravidla typu N otevřená Obnovení schvalovacího osvědčení po 31. prosinci 2034
9.3.3.52.2	Elektrická zařízení/echosondy	N.R.M. pro pravidla typu N otevřená. Obnovení schvalovacího osvědčení po 31. prosinci 2034.
9.3.3.52.3	Elektrická zařízení: označení červenou barvou	N.R.M. od 1. ledna 2019 pro pravidla typu N otevřená Obnovení schvalovacího osvědčení po 31. prosinci 2034

1.6.7.2.2.2 Tabulka všeobecných přechodných ustanovení: Tanková plavidla		
ustanovení	předmět	platnost a komentář
9.3.1.52.3 9.3.2.52.3 9.3.3.52.3 poslední znění	Odpojení těchto instalací z centralizovaného místa	N.R.M. Obnovení schvalovacího osvědčení po 31. prosinci 2034
9.3.1.51.4 9.3.2.51.4 9.3.3.51.4	Zrakové a sluchové výstražné sdělení	N.R.M. Obnovení schvalovacího osvědčení po 31. prosinci 2034
9.3.3.52.6	Odpojovač pro průběžně poháněný generátor	N.R.M. pro plavidla typu N otevřená. Obnovení schvalovacího osvědčení po 31. prosinci 2034.
9.3.3.52.9	Trvale připevněné zásuvky	N.R.M. pro plavidla typu N otevřená. Obnovení schvalovacího osvědčení po 31. prosinci 2034.
9.3.3.52.10	Elektrické akumulátory umístěné mimo oblast nákladu	N.R.M. pro plavidla typu N otevřená. Obnovení schvalovacího osvědčení po 31. prosinci 2034.
9.3.1.53.1 9.3.2.53.1 9.3.3.53.1	Typ a umístění elektrických zařízení určených k použití v oblastech s nebezpečím výbuchu  Zóna 0, Zóna 1	N.R.M. od 1. ledna 2019 Obnovení schvalovacího osvědčení po 31. prosinci 2034  Do tohoto data platí následující požadavky:  (a) V nákladních tancích a potrubích pro nakládku a vykládku, je možné instalovat pouze měřicí, regulační a poplachová zařízení s typem ochrany EEx (ia).  (b) Elektrická zařízení na palubě v oblasti nákladu a měřicí, regulační a alarmové přístroje, motory pohánějící základní zařízení, jako jsou balastní čerpadla v kofrdamech, oblasti s dvojitým trupem, dvojitá dna, nákladní prostory a provozní prostory pod palubou v oblasti nákladu musí být kontrolovány a schváleny příslušným orgánem s ohledem na bezpečnost provozu v prostředí s nebezpečím výbuchu, například, skutečně bezpečná zařízení, ohnivzdorná zařízení bezpečná proti výbuchu, přístroje chráněné přetlakem, prášková plnicí zařízení, zařízení chráněná zapouzdřením a zařízení se zvýšenou bezpečností.  (c) V kofrdamech, prostorech s dvojitým trupem, dvojitým dnem, nákladních prostorech a provozních prostorech pod palubou v oblasti nákladu, musí mít světelné zařízení ochranu typu „nehořlavé pouzdro“ nebo „přístroj chráněný přetlakem“.  (d) Řídicí a ochranná zařízení těchto zařízení uvedených v (a), (b) a (c) výše musí být umístěna mimo oblast nákladu, pokud nejsou skutečně bezpečná.  Pro výběr elektrických zařízení se musí vzít v úvahu skupiny výbušnosti a teplotní třídy přiřazené látkám uvedeným v seznamu látek (viz sloupce (15) a (16) tabulky C kapitoly 3.2).  Do tohoto data na palubě plavidel v provozu, jejichž kýl byl položen po 31. prosinci 1977, platí následující požadavky:  Do tohoto data musí být při nakládání, vykládání a uvolňování plynu na plavidlech, které mají neplynotěsné otvory kormidelny (například dveře, okna a podobně) v oblasti nákladu splněny následující podmínky:  (a) Všechna elektrická zařízení, které se mají použít v kormidelně, musí být typu s omezeným nebezpečím výbuchu, to jest musí být navržena tak, aby nedocházelo k jiskření a aby teplota jeho vnějšího povrchu nepřekročila 200 °C při normálním provozu, nebo musí být typu chráněného před proudem vody, a musí být navržena takovým způsobem, aby jeho povrchová teplota nemohla přesáhnout 200 °C při normálním provozu.

1.6.7.2.2.2 Tabulka všeobecných přechodných ustanovení: Tanková pravidla		
ustanovení	předmět	platnost a komentář
		(b) Elektrické zařízení, které nesplňuje požadavky (a) výše, musí být označeny červenou barvou a musí být možné jej vypnout pomocí centrálního vypínače.
9.3.1.53.1 9.3.2.53.1 9.3.3.53.1	Typ a umístění elektrických zařízení určených k použití v oblastech s nebezpečím výbuchu Zóna 2	N.R.M. od 1. ledna 2019 Obnovení schvalovacího osvědčení po 31. prosinci 2034
9.3.1.53.1 9.3.2.53.1 9.3.3.53.1	Teplotní třída a skupina výbušnosti neelektrických zařízení	N.R.M. Od 1. ledna 2019 Obnovení schvalovacího osvědčení po 31. prosinci 2034
9.3.1.53.1 9.3.2.53.1 9.3.3.53.1	Teplotní třída a skupina výbušnosti elektrických zařízení	N.R.M. Od 1. ledna 2019 Obnovení schvalovacího osvědčení po 31. prosinci 2034
9.3.1.53.2 9.3.3.53.2	Kovové opláštění pro všechny elektrické kabely v oblasti nákladu	N.R.M. pro pravidla, jejichž kóly byly položeny před 1. lednem 1977.  Obnovení schvalovacího osvědčení po 31. prosinci 2034.
9.3.3.53.2	Kovové opláštění pro všechny elektrické kabely v oblasti nákladu	N.R.M. od 1. ledna 2039 nejpozději pro kalová pravidla
9.3.1.53.5 9.3.2.53.5 9.3.3.53.5	Pohyblivé elektrické kabely (opláštěné, typ H 07 RN-F)	N.R.M. od 1. ledna 2019 Obnovení schvalovacího osvědčení po 31. prosinci 2034  Do tohoto data na palubě plavidel v provozu platí následující ustanovení:  Do tohoto data musí pohyblivé elektrické kabely (opláštěné, typ H 07 RN-F) splňovat normu IEC 60245-4:1994
9.3.1.60 9.3.2.60 9.3.3.60	Musí být namontován zpětný ventil přidržený pružinou.  Voda musí splňovat kvalitu pitné vody na palubě.	N.R.M. Obnovení schvalovacího osvědčení po 31. prosinci 2018

1.6.7.2.2.3 Přechodné ustanovení ve věci aplikace požadavků podle tabulky „C“ v kapitole 3.2, pro přepravu nákladu v tankových plavidlech.

1.6.7.2.2.3.1 Náklady, pro které se v tabulce „C“ v kapitole 3.2 vyžaduje typ „N uzavřený“ s minimálním nastavením ventilu 10 kPa (0,10 bar), se mohou přepravovat v provozovaných tankových plavidlech typu „N uzavřený“ s minimálním nastavením ventilu 6 kPa (0,06 bar), zkušební tlak nádrže je 10 kPa (0,10 bar). Toto přechodné ustanovení platí až do 31. prosince 2018.

1.6.7.2.2.3.2 (Vypuštěno)

1.6.7.2.2.3.3 (Vypuštěno)

1.6.7.2.2.4 (Vypuštěno)

1.6.7.2.2.5 Pro pravidla nebo čluny, jejichž kóly byl položen před 1. červencem 2017 a která neodpovídají požadavkům v 9.3 .X.1 týkajícím se dokumentace pravidla, musí uchovávat podkladů pro dokumentaci cisterny začít nejpozději při příští obnově platnosti schvalovacího osvědčení.

### 1.6.7.3 **Náhradní přechodná ustanovení, platná pro specifické vnitrozemské vodní cesty.**

Provozovaná pravidla, na které se aplikují přechodná ustanovení v této podkapitole, musejí splňovat následující podmínky:

- požadavky odstavců a pododstavců, uvedených v následující tabulce a v tabulce všeobecných přechodných ustanovení (viz 1.6.7.2.1.1 a 1.6.7.2.3.1), v rámci zde stanovených termínů;
- požadavky odstavců a pododstavců, neuvedených v následující tabulce nebo v tabulce všeobecných přechodných ustanovení k datu zavedení těchto předpisů.

Konstrukce a výbava provozovaných plavidel se musí udržívat minimálně na úrovni předcházejících bezpečnostních norem.

Tabulka náhradních přechodných ustanovení		
ustanovení	předmět	platnost a komentář
9.1.0.11.1 (b)	Nákladní prostory, společné přepážky s olejovými palivovými nádržemi.	N.R.M.  Na palubách provozovaných plavidel platí následující požadavky:  Nákladní prostory mohou sdílet společné přepážky s olejovými palivovými nádržemi, za předpokladu, že náklad nebo jeho obaly nebudou chemicky reagovat s palivem.
9.1.0.92	Nouzový východ.	N.R.M.  Na palubách provozovaných plavidel platí následující požadavky:  Prostory, jejichž vchody nebo východy se mohou v případě poškození zčásti nebo úplně ponořit, musejí být opatřené nouzovým východem, který bude nejméně 0,075 m nad hladinou vody v případě poškození.
9.1.0.95.1 (c)	Výška východu nad hladinou vody v případě poškození.	N.R.M.  Na palubách provozovaných plavidel platí následující požadavky:  Dolní hrana všech nevodotěsných otvorů (tedy dveří, oken, jícňů) má být, při konečném stavu zaplavení, nejméně 0,075 m nad hladinou vody v případě poškození.
9.1.0.95.2 9.3.2.15.2	Rozsah diagramu stability (podmínky poškození).	N.R.M.  Na palubách provozovaných plavidel platí následující požadavky:  Při konečném zaplavení nesmí úhel zadní části kýlu překročit: – 20° před provedením opatření k napravení plavidla, – 12° po provedení opatření k napravení plavidla.
9.3.3.8.1	Klasifikace	N.R.M. pro plavidla typu N otevřená s lapači plamene a plavidla typu N otevřená.  Obnovení schvalovacího osvědčení po 31. prosinci 2044.
9.3.1.11.1 (a) 9.3.2.11.1 (a) 9.3.3.11.1 (a)	Maximální kapacita nákladních tanků.	N.R.M.  Na palubách provozovaných plavidel platí následující požadavky:  Maximální povolená kapacita nákladních tanků musí být 760 m <sup>3</sup> .
9.3.2.11.1 (d)	Délka nákladních tanků.	N.R.M.  Na palubách provozovaných plavidel platí následující požadavky:  Délka nákladních tanků může překročit 10 m a 0,2 L.
9.3.1.12.3 9.3.2.12.3 9.3.3.12.3	Poloha vstupů vzduchu.	N.R.M.  Na palubách provozovaných plavidel platí následující požadavky:  Vstupy vzduchu musejí být umístěné nejméně 5,00 m od výstupů bezpečnostních ventilů.

Tabulka náhradních přechodných ustanovení		
ustanovení	předmět	platnost a komentář
9.3.2.15.1 (c)	Výška východu nad hladinou vody v případě poškození.	N.R.M.  Na palubách provozovaných plavidel platí následující požadavky: Dolní hrana všech nevodotěsných otvorů (tedy dveří, oken, jícnu) má být, při konečném stavu zaplavení, nejméně 0,075 m nad hladinou vody v případě poškození.
9.3.2.20.2 9.3.3.20.2	Plnění přehradových skříní vodou.	N.R.M.  Na palubách provozovaných plavidel platí následující požadavky:  Přehradové skříně mají být doplněné systémem pro plnění vodou nebo inertním plynem.
9.3.1.92 9.3.2.92	Nouzový východ.	N.R.M.  Na palubách provozovaných plavidel platí následující požadavky:  Prostory, jejichž vchody nebo východy se mohou v případě poškození zčásti nebo úplně ponořit, musejí být opatřené nouzovým východem, který bude nejméně 0,075 m nad hladinou vody v případě poškození.

#### **1.6.7.4      *Přechodná ustanovení týkající se přepravy látek nebezpečných životnímu prostředí nebo zdraví***

##### **1.6.7.4.1      Přechodná ustanovení: plavidla**

Zásobovací plavidla a kalová plavidla v provozu 1. ledna 2009 s nosností 1. ledna 2007 nižší než 300 tun smějí nadále přepravovat látky, které jim bylo povoleno přepravovat 31. prosince 2008 až do 31. prosince 2038.

##### **1.6.7.4.2      (Vypuštěno)**

#### **1.6.7.5      *Přechodná ustanovení o modifikaci tankových plavidel***

##### **1.6.7.5.1      Modifikace oblasti nákladu tankových plavidel pro získání plavidla typu N s dvojími boky je přípustná do 31. prosince 2018 za následujících podmínek:**

- (a) Modifikovaná nebo nová oblast nákladu musí splňovat ustanovení ADN. Přechodná ustanovení uvedená v 1.6.7.2.2 nesmějí být aplikována na oblast nákladu;
- (b) Vnější části plavidla jeho oblasti nákladu musí splňovat ustanovení ADN. Avšak následující přechodná ustanovení uvedená v 1.6.7.2.2 mohou být aplikována: 1.2.1, 9.3.3.0.3 (d), 9.3.3.51.3 a 9.3.3.5.24 poslední věta;
- (c) Pokud věci, které vyžadují ochranu proti výbuchu, jsou uvedeny v seznamu podle 1.16.1.2.5, obytné prostory a kormidelny musí být vybaveny požárním poplachovým systémem podle 9.3.3.40.2.3;
- (d) Aplikace tohoto pododdílu musí být uvedena ve schvalovacím osvědčení pod číslem 12 (Dodatečné poznámky).

##### **1.6.7.5.2      Modifikovaná plavidla mohou být provozována do 31. prosince 2018. Doby platnosti vyhrazené v aplikovaných přechodných ustanoveních podle 1.6.7.2.2 musí být dodrženy.**

#### **1.6.7.6      *Přechodná ustanovení o přepravě plynů v tankových plavidlech***

Tanková plavidla v provozu od 1. ledna 2011 s čerpadlovými prostory pod palubou mohou nadále přepravovat látky uvedené v následující tabulce až do obnovení schvalovacího osvědčení po 1. lednu 2045.

Číslo UN nebo číslo látky	Třída a klasifikační kód	Pojmenování a popis
1005	2, 2TC	AMONIAK (ČPAVEK), BEZVODÝ
1010	2, 2F	1,2-BUTADIENY, STABILIZOVANÉ
1010	2, 2F	1,3-BUTADIENY, STABILIZOVANÉ
1010	2, 2F	BUTADIENY, STABILIZOVANÉ nebo BUTADIENY, SMĚS S UHLOVODÍKY, STABILIZOVANÁ, které mají při 70 °C tenzi par nepřesahující 1,1 MPa (11 bar) a jejichž hustota při 50 °C není nižší než 0,525 kg/l
1011	2, 2F	BUTAN
1012	2, 2F	1-BUTEN
1020	2, 2A	CHLORPENTAFLUORETHAN (PLYN JAKO CHLADICÍ PROSTŘEDEK R 115)
1030	2, 2F	1,1-DIFLUORETHAN (PLYN JAKO CHLADICÍ PROSTŘEDEK R 152a)
1033	2, 2F	DIMETHYLETHER
1040	2, 2TF	ETHYLENOXID S DUSÍKEM, až do nejvýše přípustného celkového tlaku 1 MPa (10 bar) při 50 °C
1055	2, 2F	ISOBUTEN
1063	2, 2F	CHLORMETHAN (METHYLCHLORID) (PLYN JAKO CHLADICÍ PROSTŘEDEK R 40)
1077	2, 2F	PROPEN
1083	2, 2F	TRIMETHYLAMIN, BEZVODÝ
1086	2, 2F	VINYLCHLORID, STABILIZOVANÝ
1912	2, 2F	CHLORMETHAN (METHYLCHLORID) A DICHLORMETHAN, SMĚS
1965	2, 2F	UHLOVODÍKY, PLYNNÉ, SMĚS, ZKAPALNĚNÁ, J.N. (směs A)
1965	2, 2F	UHLOVODÍKY, PLYNNÉ, SMĚS, ZKAPALNĚNÁ, J.N. (směs A0)
1965	2, 2F	UHLOVODÍKY, PLYNNÉ, SMĚS, ZKAPALNĚNÁ, J.N. (směs A01)
1965	2, 2F	UHLOVODÍKY, PLYNNÉ, SMĚS, ZKAPALNĚNÁ, J.N. (směs A02)
1965	2, 2F	UHLOVODÍKY, PLYNNÉ, SMĚS, ZKAPALNĚNÁ, J.N. (směs A1)
1965	2, 2F	UHLOVODÍKY, PLYNNÉ, SMĚS, ZKAPALNĚNÁ, J.N. (směs B)
1965	2, 2F	UHLOVODÍKY, PLYNNÉ, SMĚS, ZKAPALNĚNÁ, J.N. (směs B1)
1965	2, 2F	UHLOVODÍKY, PLYNNÉ, SMĚS, ZKAPALNĚNÁ, J.N. (směs B2)
1965	2, 2F	UHLOVODÍKY, PLYNNÉ, SMĚS, ZKAPALNĚNÁ, J.N. (směs C)
1969	2, 2F	ISOBUTAN
1978	2, 2F	PROPAN
9000	2, 2F	AMONIAK (ČPAVEK), BEZVODÝ, HLUBOCE ZCHLAZENÝ

## 1.6.8

### Přechodná ustanovení týkající se posádky

#### 1.6.8.1

Odpovědný velitel plavidla a osoba odpovědná za nakládku a vykládku tlačného člunu musí vlastnit osvědčení o zvláštních znalostech se zápisem: „Držitel tohoto osvědčení se zúčastnil 8 hodinového školení o stabilitě“ před 31. prosincem 2019.

Podmínkou pro tento zápis je účast na základním školení vyžadovaném předpisy platnými po 1. lednu 2013 nebo účast na obnovovacím školení, které odchylkou od 8.2.2.5 sestává z 24 vyučovacích hodin po 45 minutách, včetně 8 vyučovacích hodin věnovaných předmětu stability.

Až do 31. prosince 2018 nemusí být odborníkem na přepravu plynů (jak je uvedeno v 8.2.1.5) odpovědný velitel plavidla (jak je uvedeno v 7.2.3.15), ale může to být kterýkoli člen posádky, pokud tankové plavidlo typu G přepravuje pouze UN 1972. V tomto případě musí odpovědný velitel plavidla absolvovat specializační školení pro plyny a musí být také poučen v dodatečném školení o přepravě zkapalněného zemního plynu (LNG) podle 1.3.2.2.

- 1.6.8.2 Místo vydávání osvědčení o zvláštní znalosti ADN v souladu s 8.2.2.8.2 a 8.6.2 mohou smluvní strany do 31. prosince 2021 vydávat osvědčení podle vzoru platného do 31. prosince 2018. Taková osvědčení budou platná až do uplynutí jejich platnosti pět let.“

### **1.6.9 Přejícná ustanovení týkající se uznávání klasifikačních společností**

- 1.6.9.1 Ustanovení odstavce 1.15.3.8 týkající se udržování účinného systému vnitřní kvality doporučenými klasifikačními společnostmi ještě platná k 31. prosinci 2015 smějí být dále používána až do 14. září 2018.



## KAPITOLA 1.7

### VŠEOBECNÉ PŘEDPISY PRO RADIOAKTIVNÍ LÁTKY

#### 1.7.1 Rozsah a použití

**POZNÁMKA 1:** V případě nehod nebo událostí v průběhu přepravy radioaktivních látek, musí být plněna nouzová opatření k ochraně osob, majetku a životního prostředí tak jak je stanoveno relevantními národními a/nebo mezinárodními organizacemi, Příslušné směrnice jsou obsaženy v dokumentu "Plánování a příprava havarijní odezvy při nehodách zahrnující radioaktivní látky", bezpečnostní norma Safety Standard Series N. TS-G-1.2 (ST-3), vydaná IAEA, Vídeň (2002).

**POZNÁMKA 2:** Bezpečnostní postupy musí zahrnovat možnost přítomnosti jiných nebezpečných látek, které mohou ovlivnit reakci mezi obsahem zásilky a životním prostředím v případě nehody.

1.7.1.1 ADN stanoví normy bezpečnosti, které obsahují přijatelnou úroveň kontroly záření, kritického stavu a tepelného ohrožení osob, majetku a životního prostředí, spojených s přepravou radioaktivních látek. Tyto normy jsou založeny na dokumentu „IAEA Regulations for the Safe Transport of Radioactive material, 2012 Edition, IAEA Safety Standards Series No. SSR-6, IAEA, Vienna (2012)“. Vysvětlující materiál je možno nalézt v „Advisory Material for the IAEA Regulations for the Safe Transport of Radioactive Material (2012 Edition), IAEA Safety Standards Series No. SSG-26, IAEA, Vienna (2014)“.

1.7.1.2 Cílem ADN je stanovit požadavky, které musí být splněny, aby se zajistila bezpečnost a ochrana osob, majetku a životního prostředí před účinky záření během přepravy radioaktivních látek. Této ochrany se dosahuje těmito požadavky:

- (a) uzavřením radioaktivního obsahu;
- (b) kontrolou vnějších dávkových intenzit;
- (c) zabráněním kritickému stavu; a
- (d) zamezením škodám způsobeným teplem.

Tyto požadavky se uspokojují za prvé uplatňováním odstupňovaného přístupu k limitům obsahu pro kusy a vozidla a uplatněním norem týkajících se konstrukce kusu v závislosti na riziku, které představuje radioaktivní obsah. Za druhé se uspokojují uplatňováním požadavků na konstrukci a používání kusů a na údržbu obalů s přihlédnutím k povaze radioaktivního obsahu. Dále jsou uspokojovány vyžadováním administrativních kontrol a popřípadě schválením příslušnými orgány.

1.7.1.3 ADN se vztahuje na přepravu radioaktivních látek vnitrozemskou vodní dopravou včetně přepravy, která souvisí s používáním radioaktivních látek. Přeprava zahrnuje všechny činnosti a podmínky spojené a vyvolané přemísťováním radioaktivních látek; ty pak zahrnují konstrukci, výrobu, údržbu a opravy obalů a přípravu, odeslání, nakládku, přepravu včetně tranzitního skladování, vykládku a příjem v konečném místě určení nákladů radioaktivních látek a kusů. Aplikuje se odstupňovaný přístup ke stanovení požadavků v ADN, které jsou charakterizovány třemi všeobecnými stupni přísnosti:

- (a) Běžné podmínky přepravy (bez nehod);
- (b) Normální podmínky přepravy (drobné nehody);
- (c) Nehodové podmínky přepravy.

1.7.1.4 Ustanovení předepsaná v ADN se neuplatňují ve všech následujících případech:

- (a) Radioaktivní látky, které jsou integrální součástí dopravních prostředků;
- (b) Radioaktivní látky, které jsou přepravovány uvnitř podniku, kde podléhají příslušným bezpečnostním předpisům platným v tomto podniku a kde přeprava neprobíhá po veřejných komunikacích nebo kolejových cestách;
- (c) Radioaktivní látky, které jsou implantovány nebo vloženy do organismu osob nebo živých zvířat pro diagnostické nebo terapeutické účely;
- (d) Radioaktivní látky, které byly náhodně nebo úmyslně vpraveny do těla osoby nebo kterými byla osoba kontaminována a má být z tohoto důvodu přepravována k lékařskému ošetření;

- (e) Radioaktivní látky ve výrobcích určených ke spotřebě, které obdržely příslušné schválení příslušného orgánu, pokud následuje jejich prodej koncovému uživateli;
- (f) Přírodní látky a rudy obsahující radionuklidy, které se v přírodě vyskytují (které mohou být zpracovány pro použití těchto radionuklidů), za předpokladu, že specifická aktivita těchto látek nepřekročí desetinásobek hodnot udaných v tabulce 2.2.7.2.2.1, nebo vypočítaných v souladu s 2.2.7.2.2.2 (a) a 2.2.7.2.2.3 až 2.2.7.2.2.6. Pro přírodní látky a rudy obsahující radionuklidy, které se v přírodě vyskytují a které nejsou v trvalé rovnováze, musí být výpočet specifické aktivity proveden v souladu s 2.2.7.2.2.4;
- (g) neradioaktivní tuhé předměty s radioaktivními látkami přítomnými na jakémkoli povrchu v množstvích nepřevyšujícím mezní hodnotu stanovenou v definici "kontaminace" v 2.2.7.1.2.

#### 1.7.1.5 Zvláštní ustanovení pro přepravu vyjmutých kusů

1.7.1.5.1 Vyjmuté kusy, které smějí obsahovat radioaktivní látky v omezených množstvích, přístroje, výrobky, nebo prázdné obaly, jak jsou specifikovány v 2.2.7.2.4.1, podléhají pouze následujícím ustanovením částí 5 až 7.

- (a) relevantní z ustanovení uvedených v 5.1.2.1, 5.1.3.2, 5.1.5.2.2, 5.1.5.4, 5.2.1.10, 7.1.4.14.7.3.1, 7.1.4.14.7.5.1 až 7.1.4.14.7.5.4 a 7.1.4.14.7.7; a
- (b) požadavky na vyjmuté kusy, specifikované v ustanoveních 6.4.4 ADR

s výjimkou radioaktivních látek vykazujících další nebezpečné vlastnosti a které proto musí být klasifikovány v jiné třídě, než je třída 7 podle zvláštních ustanovení 290 nebo 369 kapitoly 3.3, kdy ustanovení uvedená v (a) a (b) výše jsou aplikována pouze přiměřeně, a navíc k těm, která se vztahují k hlavní třídě.

1.7.1.5.2 Vyjmuté kusy podléhají relevantním ustanovením všech ostatních částí ADN. Obsahuje-li vyjmutý kus štěpnou látku, platí jedna z výjimek, které poskytuje odstavec 2.2.7.2.3.5 a musí být splněny požadavky uvedené v 7.1.4.14.7.4.3.

#### 1.7.2 Program ochrany proti záření

1.7.2.1 Přeprava radioaktivních látek musí probíhat podle programu ochrany proti záření, který obsahuje systematický soubor ustanovení zaměřených na provádění přiměřených ochranných opatření proti záření.

1.7.2.2 Osobní dávky musí být nižší, než jsou příslušné dávkové limity. Ochrana a bezpečnost musí být optimalizovány tak, aby velikost individuálních dávek, počet osob vystavených záření a pravděpodobnost zdraví škodlivého záření byly udrženy tak nízké, jak je to jen rozumně dosažitelné s přihlédnutím k ekonomickým a sociálním faktorům kromě toho, že individuálně obdržené dávky budou omezeny dávkovými limity. Musí být zvolen strukturalizovaný systematický postup na vztahy mezi přepravou a ostatními činnostmi.

1.7.2.3 Povaha a rozsah měření použité v programu se musí vztahovat k závažnosti a pravděpodobnosti radiačního ozáření. Program musí zahrnovat požadavky uvedené v 1.7.2.2., 1.7.2.4 a 1.7.2.5 a 7.5.11 CV33 (1.1) ADR. Programové dokumenty musí být k dispozici, na požadavek, pro inspekci relevantního příslušného orgánu.

1.7.2.4 Pro profesní vystavení záření vznikající při dopravních činnostech, kde se odhaduje, že efektivní dávka bude:

- (a) bude pravděpodobně mezi 1 mSv a 6 mSv za 1 rok, musí být prováděn program vyhodnocování dávek monitorováním pracovního místa nebo individuálním monitorováním, nebo;
- (b) pravděpodobně překročí 6 mSv za 1 rok, musí být prováděno individuální monitorování.

Pokud je prováděno monitorování pracovního místa nebo individuální monitorování, příslušné záznamy musí být uchovávány.

**POZNÁMKA:** Pro profesní expozici vyplývající z přepravních aktivit, kde se předpokládá, že efektivní dávka pravděpodobně nepřekročí 1 mSv za rok, není požadováno vypracovávání zvláštních pracovních postupů, podrobné monitorování, programy ohodnocování dávek nebo uchovávání individuálních záznamů.

- 1.7.2.5 Pracovníci (viz. 7.1.4.14.7, Poznámka 3) musí být náležitě vyškoleni v radiační ochraně včetně monitorovacích opatření za účelem omezení jejich pracovního ozáření a ozáření jiných osob, které by mohly být dotčeny jejich činnostmi.

### 1.7.3 Systém řízení

- 1.7.3.1 Aby bylo zajištěno dodržování relevantních ustanovení ADN, musí být zaveden a využíván pro všechny činnosti v rámci ADN, jak jsou popsány v 1.7.1.3, systém řízení založený na mezinárodních, vnitrostátních, nebo jiných normách, přijatelných pro příslušný orgán. Potvrzení, že specifikace konstrukce byly v plném rozsahu dodrženy, musí být tomuto orgánu k dispozici. Výrobce, odesílatel nebo uživatel musí být připraven:

- (a) poskytnout zařízení pro inspekci během výroby a užívání; a
- (b) prokázat dodržování ADN příslušnému orgánu.

Je-li požadováno schválení od tohoto příslušného orgánu, musí být takové schválení podmíněno adekvátním systémem řízení a přihlížet k němu.

### 1.7.4 Zvláštní ujednání

- 1.7.4.1 Zvláštním ujednáním se rozumí taková ustanovení schválená příslušným orgánem, podle nichž mohou být přepravovány, které nesplňují všechny požadavky ADN aplikovatelné na radioaktivní látky.

**POZNÁMKA:** Zvláštní ujednání se nepovažuje za dočasnou odchylku podle oddílu 1.5.1.

- 1.7.4.2 Zásilkou, pro které je prakticky neproveditelné vyhovět ustanovením vztahujícím se na radioaktivní látky, nesmějí být přepravovány jinak než podle zvláštního ujednání. Pokud je příslušný orgán přesvědčen, že soulad s ustanoveními ADN pro radioaktivní látky je prakticky neproveditelný a že splnění nezbytných bezpečnostních norem předepsaných ADN bylo prokázáno alternativními prostředky, příslušný orgán může schválit zvláštní ujednání o přepravách pro jednotlivou zásilku nebo plánovanou sérii více zásek. Celková úroveň bezpečnosti přepravy musí být nejméně rovnocenná úrovni, které by bylo dosaženo při dodržení všech příslušných předpisů. Pro mezinárodní zásilky tohoto typu se požaduje vícestranné schválení.

### 1.7.5 Radioaktivní látky s dalšími nebezpečnými vlastnostmi

Kromě radioaktivních a štěpných vlastností musí být brány v úvahu v dokladech, při balení, označování bezpečnostními značkami a nápisy, tranzitním skladování, oddělování a přepravě všechna další vedlejší nebezpečí obsahu kusu, jako je výbušnost, hořlavost, samozápalnost, chemická toxicita a žiravost, aby odpovídaly všem příslušným ustanovením ADN pro nebezpečné věci.

### 1.7.6 Nedodržení limitů

- 1.7.6.1 V případě nedodržení jakéhokoli limitu v ADN platného pro dávkovou intenzitu nebo kontaminaci

- (a) Odesílatel, příjemce, dopravce a kterákoliv z organizací zapojených do přepravy, která by mohla být dotčena, musí být informována o nedodržení limitů:
  - (i) dopravcem, pokud se nedodržení zjistí během přepravy; nebo
  - (ii) příjemcem, pokud se nedodržení zjistí při příjmu;
- (b) Dopravce, odesílatel, popřípadě příjemce musí:
  - (i) učinit okamžitá opatření ke zmírnění následků nedodržení;
  - (ii) vyšetřit nedodržení a jeho příčiny, okolnosti a následky;
  - (iii) učinit vhodná opatření k odstranění příčin a okolností, které vedly k nedodržení, a zamezit opakování podobných okolností, které vedly k nedodržení; a
  - (iv) sdělit příslušnému orgánu (příslušným orgánům) příčiny nedodržení a nápravná nebo preventivní opatření, která byla nebo mají být učiněna;
- (c) Informování odesílatele, popřípadě příslušného orgánu (příslušných orgánů) o nedodržení musí být provedeno bezodkladně, a musí být okamžité, jestliže se vyvinula nebo vyvíjí situace kritického ozáření.

## KAPITOLA 1.8

### KONTROLY A JINÁ PODPŮRNÁ OPATŘENÍ PRO ZAJIŠTĚNÍ PLNĚNÍ BEZPEČNOSTNÍCH POŽADAVKŮ

#### 1.8.1 Monitorování dodržování předpisů

##### 1.8.1.1 Všeobecně

1.8.1.1.1 Podle článku 4, odstavce 3 ADN musí smluvní strany zajistit, aby byl reprezentativní podíl zásilek nebezpečných věcí přepravovaných vnitrozemskou vodní dopravou podroben monitoringu podle ustanovení této kapitoly a požadavků pododdílu 1.10.1.5.

1.8.1.1.2 Účastníci přepravy nebezpečných věcí (viz kapitola 1.4) musí bezodkladně v rámci svých příslušných povinností poskytnout příslušným orgánům a jejich pověřeným zástupcům informace nezbytné pro provedení kontrol.

##### 1.8.1.2 Monitorovací postup

1.8.1.2.1 Za účelem provádění kontrol stanovených v Článku 4, odstavci 3 ADN musí smluvní strany používat kontrolní listinu vypracovanou Administrativním výborem\*. Kopie této kontrolní listiny musí být předána veliteli plavidla. Příslušné orgány jiných smluvních stran smějí rozhodnout o zjednodušení nebo upuštění od následných kontrol, jestliže jim byly předána kopie kontrolní listiny. Tento odstavec se nedotýká práva smluvních stran právo provádět specifická opatření nebo podrobnější kontroly.

1.8.1.2.2 Kontroly musí být namátkové a musí, pokud je to možné, pokrývat rozsáhlou část sítě vnitrozemských vodních cest.

1.8.1.2.3 Při výkonu svého práva monitorovat musí kontrolní orgány vyvinout všemožné úsilí, aby se vyhnuly nepatřičnému zdržování nebo zdržování plavidla.

##### 1.8.1.3 Porušení předpisů

Bez ohledu na jiné sankce, které mohou být uloženy, plavidla, u nichž bylo zjištěno jedno nebo více porušení pravidel pro přepravu nebezpečných věcí vnitrozemskou vodní dopravou, mohou být zadrženy na místě určeném pro tento účel orgány provádějícími kontrolu a může být požadováno odstranění závad před pokračováním jejich plavby, nebo mohou být podrobeny jiným vhodným opatřením, závislým na okolnostech nebo požadavcích bezpečnosti.

##### 1.8.1.4 Kontroly ve společnostech a na místech nakládky a vykládky

1.8.1.4.1 Kontroly mohou být prováděny v objektech podniků jako preventivní opatření, nebo když byla během plavby zaznamenána porušení předpisů ohrožující bezpečnost při přepravě nebezpečných věcí.

1.8.1.4.2 Účelem takových kontrol je zajistit, aby bezpečnostní podmínky pro přepravu nebezpečných věcí vnitrozemskou vodní dopravou odpovídaly platným zákonům.

##### 1.8.1.4.3 Odebírání vzorků

V případě, že je to vhodné, a za podmínky, že to nepředstavuje bezpečnostní riziko, mohou být odebrány vzorky přepravovaných věcí pro jejich prozkoumání laboratořemi uznanými příslušným orgánem.

##### 1.8.1.4.4 Spolupráce příslušných orgánů

1.8.1.4.4.1 Smluvní strany si vzájemně pomáhají za účelem správné aplikace těchto předpisů.

1.8.1.4.4.2 Závažná nebo opakovaná porušení předpisů ohrožující bezpečnost přepravy nebezpečných věcí spáchaná zahraničním plavidlem nebo podnikem se musí oznámit příslušnému orgánu ve smluvní straně, kde bylo vydáno schvalovacího osvědčení plavidla nebo kde má podnik své sídlo.

\* Poznámka sekretariátu: Vzor kontrolní listiny je možno nalézt na webové stránce Evropské hospodářské komise OSN (<http://www.unece.org/trans/danger/danger.html>)

1.8.1.4.4.3 Příslušný orgán smluvní strany, kde byla zjištěna závažná nebo opakovaná porušení předpisů, může požádat příslušný orgán smluvní strany, kde bylo vydáno schvalovací osvědčení plavidla nebo kde má podnik své sídlo, aby přijal vhodná opatření vůči viníkovi nebo viníkům.

1.8.1.4.4.4 Poslední informovaný orgán musí sdělit příslušným orgánům smluvní strany, kde bylo zaznamenáno porušení předpisů, jaká opatření byla učiněna vůči viníkovi nebo viníkům.

## 1.8.2 Úřední podpora během kontroly zahraničního plavidla

Jestliže nálezy při kontrole zahraničního plavidla poskytují důvody k podezření, že došlo k závažnému nebo opakovanému porušení předpisů, které nemůže být zjištěno v průběhu této kontroly kvůli absenci potřebných údajů, příslušné orgány smluvních stran si musí vzájemně pomoci, aby se situace vyjasnila.

## 1.8.3 Bezpečnostní poradce

1.8.3.1 Každý podnik, jehož činnosti zahrnují odesílání, přepravu, nebo s touto přepravou související operace balení, nakládky, plnění nebo vykládky, nebezpečných věcí vnitrozemskou vodní dopravou, musí jmenovat jednoho nebo více bezpečnostních poradců, dále nazývaných „poradci“ pro přepravu nebezpečných věcí, odpovědných za pomoc při předcházení rizikům při těchto činnostech s ohledem na osoby, majetek a životní prostředí.

**POZNÁMKA:** Tato povinnost se nevztahuje na provozovatele přijímacích zařízení.

1.8.3.2 Příslušné orgány smluvních stran mohou stanovit, že se tyto požadavky nevztahují na podniky:

- (a) jejichž činnosti se týkají
  - (i) přepravy nebezpečných věcí plně nebo částečně vyňaté podle ustanovení uvedených v 1.7.1.4 nebo v kapitolách 3.3, 3.4 nebo 3.5;
  - (ii) množství na dopravní jednotku, železniční vůz nebo kontejner nepřekračující množství uvedená v 1.1.3.6 ADR nebo RID;
  - (iii) pokud (ii) výše není relevantní, množství na plavidlo nepřekračuje množství uvedená v 1.1.3.6 tohoto předpisu.
- (b) jejichž hlavní nebo vedlejší činnosti nejsou přeprava nebo související balení, plnění, nakládka nebo vykládka nebezpečných věcí, ale které se příležitostně zabývají vnitrostátní přepravou nebo souvisejícím balením, plněním, nakládkou nebo vykládkou nebezpečných věcí představujících jen velmi malé nebezpečí nebo riziko znečištění.

1.8.3.3 Hlavním úkolem poradce, při zachování odpovědnosti vedoucího podniku, je snažit se všemi vhodnými prostředky a opatřeními v mezích příslušných činností tohoto podniku usnadnit provádění těchto činností v souladu s platnými předpisy a co nejbezpečnějším způsobem.

S přihlédnutím k činnostem podniku má poradce zejména tyto povinnosti:

- dohlížet na dodržování předpisů pro přepravu nebezpečných věcí;
- radit svému podniku při operacích při přepravě nebezpečných věcí;
- připravit výroční zprávu pro vedení svého podniku nebo popřípadě pro místní orgán veřejné správy, o činnostech podniku týkajících se přepravy nebezpečných věcí. Takové výroční zprávy musí být uchovávány po dobu pěti let a musí být k dispozici národním orgánům na jejich žádost.

Poradce má rovněž za povinnost sledovat zejména tyto činnosti a postupy vztahující se k dotčeným činnostem podniku:

- postupy pro dodržování předpisů upravujících zařazování nebezpečných věcí určených k přepravě;
- postup podniku při pořizování dopravních prostředků s ohledem na respektování všech zvláštních požadavků souvisejících s nebezpečnými věcmi, které se mají přepravovat;

- postupy kontrol zařízení užívaného při přepravě, balení, plnění, nakládce nebo vykládce nebezpečných věcí;
- vlastní školení zaměstnanců podniku, včetně školení o změnách předpisů, a vedení záznamů o takovém školení;
- uplatňování vhodných nouzových postupů v případě jakékoli nehody nebo mimořádné události, která může nepříznivě ovlivnit bezpečnost přepravy, balení, plnění, nakládky nebo vykládky nebezpečných věcí;
- analýzy a, pokud je to potřebné, vypracovávání zpráv týkajících se vážných nehod, mimořádných událostí nebo závažných porušení předpisů zjištěných během odesílání, přepravy, balení, plnění, nakládky nebo vykládky nebezpečných věcí;
- uplatňování vhodných opatření k zamezení opakování nehod, mimořádných událostí nebo závažných porušení předpisů;
- dodržování právních předpisů a zvláštních požadavků spojených s přepravou nebezpečných věcí, týkajících se volby a využití subdodavatelů nebo jiných třetích osob;
- ověřování, že zaměstnanci účastníci se přepravy, balení, plnění, nakládky nebo vykládky nebezpečných věcí mají k dispozici podrobné pracovní postupy a pokyny;
- zavádění opatření ke zvýšení informovanosti o nebezpečích spojených s přepravou, balením, plněním, nakládkou a vykládkou nebezpečných věcí;
- uplatňování kontrolních postupů s cílem zajistit, aby v dopravních prostředcích byly k dispozici doklady a bezpečnostní výbava, které musí doprovázet přepravu, a aby tyto doklady a výbava byly v souladu s předpisy;
- uplatňování kontrolních postupů s cílem zajistit dodržování předpisů pro balení, plnění, nakládku a vykládku;
- existence bezpečnostního plánu uvedeného v pododdílu 1.10.3.2.

1.8.3.4 Poradcem může být též vedoucí podniku, osoba s jinými povinnostmi v podniku nebo osoba, která tímto podnikem není přímo zaměstnána, pokud je tato osoba odborně způsobilá pro vykonávání povinností poradce.

1.8.3.5 Každý dotčený podnik musí na požádání informovat o totožnosti svého poradce příslušný orgán nebo instituci pověřenou pro tento účel každou smluvní stranou.

1.8.3.6 Kdykoli během přepravy, balení, plnění, nakládky nebo vykládky prováděné dotčeným podnikem postihne nehoda osoby, majetek nebo životní prostředí nebo pokud dojde ke škodě na majetku nebo životním prostředí, připraví poradce po shromáždění všech potřebných informací zprávu o nehodě pro vedení podniku nebo popřípadě pro místní orgán veřejné správy. Tato zpráva nesmí nahrazovat žádnou zprávu vypracovanou vedením podniku, která by mohla být požadována jinými mezinárodními nebo vnitrostátními právními předpisy.

1.8.3.7 Bezpečnostní poradce musí být držitelem osvědčení o odborné způsobilosti bezpečnostního poradce platného pro přepravu vnitrozemskou vodní dopravou. Toto osvědčení musí být vydáno příslušným orgánem nebo institucí pověřenou pro tento účel každou smluvní stranou.

1.8.3.8 K získání osvědčení se musí uchazeč podrobit školení a úspěšně složit zkoušku schválenou příslušným orgánem smluvní strany.

1.8.3.9 Hlavním účelem školení je poskytnout uchazečům dostatečné znalosti o nebezpečích při přepravě, balení, plnění, nakládce nebo vykládce nebezpečných věcí, dostatečné znalosti platných právních a správních předpisů, jakož i dostatečné znalosti povinností uvedených v pododdílu 1.8.3.3.

1.8.3.10 Zkouška musí být organizována příslušným orgánem nebo jím pověřenou zkušební institucí. Zkušební orgán nemůže být školící organizací.

Pověření zkušební instituce musí být provedeno písemnou formou. Toto schválení může být časově omezeno a musí být založeno na následujících kritériích:

- způsobilost zkušební instituce;
- specifikace forem zkoušek navržené zkušební institucí, včetně, pokud je to nutné, infrastruktury a organizace elektronických zkoušek podle 1.8.3.12.5, pokud musí být provedeny;
- opatření určená pro zajištění nestrannosti zkoušek;
- nezávislost zkušební instituce na všech fyzických nebo právnických osobách zaměstnávajících poradce.

## 1.8.3.11

Hlavním účelem zkoušky je zjistit, zda uchazeči mají potřebnou úroveň znalostí potřebných pro výkon funkce bezpečnostního poradce, jak je uvedeno v pododdílu 1.8.3.3, pro získání osvědčení předepsaného v pododdílu 1.8.3.7 a musí zahrnovat nejméně následující témata:

- (a) Znalost druhů následků, které mohou být způsobeny při nehodě s nebezpečnými věcmi a znalost hlavních příčin nehod;
- (b) Ustanovení vnitrostátních předpisů, mezinárodních úmluv a dohod, zejména pokud jde o:
  - klasifikaci nebezpečných věcí (postup při klasifikaci roztoků a směsí, struktura seznamu látek, třídy nebezpečných věcí a zásady jejich klasifikace, povaha přepravovaných nebezpečných věcí, fyzikální, chemické a toxikologické vlastnosti nebezpečných věcí);
  - všeobecná ustanovení o obalech, cisternách a cisternových kontejnerech (druhy, kódování, značení, konstrukce, první a periodické inspekce a zkoušky);
  - nápisy a bezpečnostní značky, označení oranžovými tabulkami (nápisy a bezpečnostní značky na kusech, umístování a odstraňování velkých bezpečnostních značek a oranžových tabulek);
  - údaje v přepravním dokladu (požadované informace);
  - způsob odesílání a omezení při odesílání (vozová zásilka, přeprava volně ložených látek, přeprava v IBC, přeprava v kontejnerech, přeprava v nesnímatelných nebo snímatelných cisternách);
  - přepravu osob;
  - zákazy a bezpečnostní opatření týkající se společné nákladky;
  - vzájemné oddělování věcí;
  - omezení přepravovaných množství a množství vyňatá z platnosti předpisů;
  - manipulaci a uložení (balení, plnění, nakládka a vykládka, stupně plnění, uložení a vzájemné oddělování);
  - čištění a/nebo odplyňování před balením, plněním, nakládkou a po vykládce;
  - posádku a odborné školení;
  - palubní doklady (přepravní doklady, písemné pokyny, schvalovací osvědčení plavidla, osvědčení o školení k nebezpečným látkám podle ADN, kopie všech odchylek, jiné doklady);
  - písemné pokyny (používání pokynů a ochranné prostředky pro posádku);
  - požadavky na dozor (kotvení);
  - pravidla a omezení provozu;
  - únik znečišťujících látek během provozu a při nehodách;
  - předpisy týkající se zařízení pro lodní dopravu.

**1.8.3.12 Zkoušky**

1.8.3.12.1 Zkouška sestává z písemného testu, který může být doplněn ústní zkouškou.

1.8.3.12.2 Příslušný orgán nebo jím pověřená zkušební organizace musí dohlížet na každou zkoušku. Jakákoli manipulace a podvádění musí být, jak je to jen možné, vyloučeny. Totožnost kandidáta musí být ověřena. Při písemné zkoušce není dovoleno použití žádných jiných dokumentů kromě mezinárodních a vnitrostátních předpisů. Všechny zkušební dokumenty musí být zaregistrovány a uchovány v písemné formě nebo elektronicky jako datový soubor.

1.8.3.12.3 Elektronické prostředky se mohou používat pouze v tom případě, když jsou dány k dispozici zkušebním orgánem. Kandidát nesmí uvádět žádné doplňující údaje do poskytnutých elektronických prostředků; kandidát může pouze odpovídat na zadané otázky.

1.8.3.12.4 Písemný test musí mít dvě části:

(a) Uchazeč obdrží dotazník. Ten musí obsahovat nejméně dvacet otevřených otázek zahrnujících nejméně témata uvedená v seznamu v pododdílu 1.8.3.11. Mohou však být použity také otázky s uvedením několika možných odpovědí. V tomto případě se takové dvě otázky počítají za jednu otevřenou otázku. Zvláštní pozornost musí být věnována těmto tématům:

- všeobecná preventivní a bezpečnostní opatření;
- klasifikace nebezpečných věcí;
- všeobecná ustanovení o balení, včetně cisteren, cisternových kontejnerů, cisternových vozidel atd.;
- značky, velké bezpečnostní značky a bezpečnostní značky;
- údaje v přepravním dokladu;
- manipulace a uložení;
- odborné školení posádky;
- palubní doklady a osvědčení;
- písemné pokyny;
- předpisy týkající se zařízení pro lodní dopravu.

(b) Uchazeči musí vypracovat případovou studii podle povinností poradce uvedených v pododdílu 1.8.3.3, aby prokázali, že mají nezbytnou kvalifikaci pro plnění funkce poradce.

1.8.3.12.5 Písemné zkoušky smějí být prováděny, zcela nebo zčásti, v elektronické formě, kde jsou odpovědi zaznamenávány a vyhodnocovány za použití procesů elektronického zpracování dat (EDP), pokud jsou splněny tyto podmínky:

- (a) Hardware a software musí být zkontrolovány a přijaty příslušným orgánem nebo jím pověřenou zkušební organizací;
- (b) Musí být zajištěna správná technická funkce. Musí být učiněna opatření týkající se možnosti pokračování zkoušky, dojde-li k selhání technických prostředků a aplikací. Na vstupních zařízeních nesmějí být k dispozici žádné pomocné funkce (např. funkce elektronického vyhledávání). Elektronické medium poskytnuté podle 1.8.3.12.3 nesmí dovolit kandidátům komunikovat během zkoušky s jakýmkoli jiným přístrojem;
- (c) Konečná vstupní data každého kandidáta musí být zaznamenána. Vyhodnocení výsledků musí být transparentní.

1.8.3.13 Smluvní strany mohou rozhodnout, že uchazeči, kteří hodlají pracovat pro podniky specializované na přepravu určitých druhů nebezpečných věcí mohou být zkoušeni pouze z témat, která jsou spojena s jejich činnostmi. Tyto druhy věcí jsou:

- třída 1;
- třída 2;



- třída 7;
- třídy 3, 4.1, 4.2, 4.3, 5.1, 5.2, 6.1, 6.2, 8 a 9;
- UN čísla 1202, 1203, 1223, 3475 a palivo pro letecké motory zařazené pod UN 1268 nebo UN 1863

Osvědčení předepsané v pododdílu 1.8.3.7 musí zřetelně uvádět, že je platné pouze pro druhy nebezpečných věcí uvedených v tomto pododdíle a pro které byl poradce zkoušen podle podmínek uvedených v pododdílu 1.8.3.12.

1.8.3.14 Příslušný orgán nebo zkušební instituce musí uchovávat seznam zkušebních otázek, které byly použity při zkoušce.

1.8.3.15 Osvědčení předepsané v pododdílu 1.8.3.7 musí mít formu podle vzoru uvedeného v pododdílu 1.8.3.18 a musí být uznáváno všemi smluvními stranami.

#### **1.8.3.16 *Platnost a prodloužení platnosti osvědčení***

1.8.3.16.1 Osvědčení je platné po dobu pěti let. Doba platnosti osvědčení se prodlouží o pět let od data uplynutí jeho platnosti, pokud jeho držitel během posledního roku před uplynutím doby jeho platnosti složil zkoušku. Zkouška musí být schválena příslušným orgánem.

1.8.3.16.2 Účelem zkoušky je ověřit, zda má držitel potřebné znalosti k vykonávání povinností uvedených v pododdílu 1.8.3.3. Vyžadované znalosti jsou uvedeny v pododdílu 1.8.3.11 (b) a musí zahrnovat změny předpisů, k nimž došlo od získání posledního osvědčení. Zkouška musí být organizována a dozorována na stejném základě, jak je uvedeno v pododdílech 1.8.3.10 a 1.8.3.12 až 1.8.3.14. Držitel osvědčení však nemusí vypracovat případovou studii podle ustanovení pododdílu 1.8.3.12.4 (b).

1.8.3.17 Ustanovení uvedená v pododdílech 1.8.3.1 až 1.8.3.16 se považují za splněná, jestliže byly splněny příslušné podmínky směrnice Rady 96/35/ES ze 3. června 1996 o jmenování a odborné způsobilosti bezpečnostních poradců pro přepravu nebezpečných věcí silniční, železniční a vnitrozemskou vodní dopravou<sup>1</sup> a směrnice Evropského parlamentu a Rady 2000/18/ES ze dne 17. dubna 2000 o minimálních zkušebních požadavcích na bezpečnostní poradce pro přepravu nebezpečných věcí silniční, železniční nebo vnitrozemskou vodní dopravou<sup>2</sup>.

<sup>1</sup> Official Journal of the European Communities, č. L145 z 19. června 1996, strana 10.

<sup>2</sup> Official Journal of the European Communities, č. L118 z 19. května 2000, strana 41.

**1.8.3.18      *Vzor osvědčení*****Osvědčení o odborné způsobilosti bezpečnostního poradce pro přepravu nebezpečných věcí**

Osvědčení č: .....

Rozlišovací značka státu vydávajícího osvědčení: .....

Příjmení: .....

Jméno(a): .....

Datum a místo narození: .....

Státní příslušnost: .....

Podpis držitele: .....

Platné do .....pro podniky, které přepravují nebezpečné věci, a pro podniky, které provádějí odesílání, balení, plnění, nakládku nebo vykládku spojenou s touto přepravou:

☐ silniční dopravou☐ železniční dopravou☐ vnitrozemskou vodní dopravou

Vydáno kým: .....

Datum: .....

Podpis: .....

**1.8.3.19      *Rozšíření platnosti osvědčení***

Jestliže poradce rozšíří rozsah platnosti svého osvědčení během jeho doby platnosti splněním požadavků uvedených v 1.8.3.16.2, zůstane doba platnosti nového osvědčení stejná jako doba platnosti předchozího osvědčení.

#### 1.8.4 Seznam příslušných orgánů a jimi pověřených organizací

Smluvní strany oznámí Sekretariátu Evropské hospodářské komise Organizace spojených národů adresy příslušných orgánů a jimi pověřených organizací, které jsou kompetentní podle vnitrostátních právních předpisů pro uplatňování ADN, přičemž uvedou pro každý případ příslušné ustanovení ADN, jakož i adresy, na které je třeba zasílat příslušné žádosti.

Sekretariát Evropské hospodářské komise Organizace spojených národů pořídí na základě obdržení informací seznam a udržuje jej v aktuálním stavu. Oznamuje tento seznam a jeho změny smluvním stranám.

#### 1.8.5 Hlášení o nehodách a mimořádných událostech při přepravě nebezpečných věcí

1.8.5.1 Dojde-li během nakládky, plnění, přepravy, vykládky nebezpečných věcí nebo odplynování tankových plavidel na území smluvní strany k vážné nehodě nebo mimořádné události, je nakládkce, osoba odpovědná za plnění, přepravce, příjemce nebo obsluha přijímacího zařízení nebezpečných věcí povinen zajistit, aby byla příslušnému orgánu dotýčné smluvní strany nejpozději jeden měsíc po této události předána zpráva podle vzoru předepsaného v 1.8.5.4.

1.8.5.2 Tato smluvní strana zašle, je-li to žádoucí, tuto zprávu Sekretariátu Evropské hospodářské komise Organizace spojených národů za účelem informování ostatních smluvních stran.

1.8.5.3 Událost podléhající povinnosti vypracování zprávy podle pododdílu 1.8.5.1 je událost, při níž došlo k úniku nebezpečných věcí nebo hrozilo bezprostřední riziko úniku látky, došlo-li ke zranění osob, k hmotným škodám nebo ke škodám na životním prostředí, nebo pokud byly zapojeny orgány (orgány) a je-li splněno alespoň jedno z následujících kritérií:

*Zranění osob* znamená událost, při níž došlo k usmrcení nebo zranění v přímém vztahu k přepravovaným nebezpečným věcem, přičemž zranění

- (a) vyžaduje intenzivní lékařskou péči;
- (b) vyžaduje nejméně jednodenní pobyt v nemocnici; nebo
- (c) má za následek pracovní neschopnost v trvání nejméně tří po sobě jdoucích dnů.

*Únik látky* je uniknutí nebezpečných věcí:

- (a) tříd 1 nebo 2 obalové skupiny I nebo jiných nebezpečných věcí nepřijížených k žádné obalové skupině v množstvích 50 kg nebo 50 litrů nebo více;
- (b) obalové skupiny II v množstvích 333 kg nebo 333 litrů nebo více; nebo
- (c) obalové skupiny III v množstvích 1000 kg nebo 1000 litrů nebo více.

Kritérium úniku látky platí také v případě bezprostředního rizika úniku látky ve výše uvedených množstvích. Zpravidla se toto riziko musí předpokládat, jestliže z důvodu poškození své konstrukce již dopravní nebo přepravní prostředky nejsou způsobilé pro další přepravu nebo jestliže z nějakého jiného důvodu již nemůže být zajištěna dostatečná úroveň bezpečnosti (např. z důvodu deformace cisteren nebo kontejnerů, převrácení cisterny nebo požáru v bezprostřední blízkosti).

Dojde-li k nehodě nebo mimořádné události při přepravě nebezpečných věcí třídy 6.2, předkládá se zpráva o nehodě vždy, bez ohledu na množství uniklé látky.

Dojde-li k nehodě nebo mimořádné události při přepravě radioaktivních látek jsou kritéria pro únik látky následující:

- (a) jakýkoli únik radioaktivních látek z kusů;
- (b) expozice vedoucí k překročení mezních hodnot stanovených v předpisech pro ochranu pracovníků a veřejnosti proti ionizujícímu záření (Schedule II of IAEA Safety Series No. 115 – „International Basic Safety Standards for Protection Against Ionizing Radiation and for Safety Radiation Sources“); nebo

- (c) je-li důvod předpokládat, že došlo k významnému zhoršení bezpečnostní funkce kusu (kontejnment, stínění, tepelná ochrana nebo kritičnost), které může učinit kus nezpůsobilým pro pokračování přepravy bez dodatečných bezpečnostních opatření.

**POZNÁMKA:** Viz ustanovení v 7.1.4.14.7.7 k nedoručitelným zásilkám

*Hmotné škody nebo škody na životním prostředí* znamenají uvolnění nebezpečných věcí, bez ohledu na jejich množství, kdy odhadovaná částka škody překročí 50 000 euro. Škoda na přímo zúčastněných dopravních prostředcích obsahujících nebezpečné věci ani na dopravní infrastruktuře se pro tento účel nebere v úvahu.

*Účast orgánů (orgánů)* znamená přímé zapojení orgánů nebo nouzových zásahových jednotek během události s nebezpečnými věcmi a evakuaci osob nebo uzavření veřejných dopravních komunikací (silnic/železničních tratí/vnitrozemských vodních cest) na nejméně tři hodiny z důvodu nebezpečí vytvářeného nebezpečnými věcmi.

Pokud je to potřebné, může si příslušný orgán vyžádat další relevantní informace.

#### 1.8.5.4

#### ***Vzor zprávy o událostech během přepravy nebezpečných věcí***

**Zpráva o událostech při přepravě nebezpečných věcí podle ADN, oddílu 1.8.5**

Zpráva č.: .....

Dopravce/Plnič/ Příjemce/Nakládce: .....

Oficiální číslo plavidla: .....

Plavidlo pro suchý náklad (s jednoduchou obšívkou, s dvojitou obšívkou): .....

Tankové plavidlo (typ): .....

Adresa: .....

Kontaktní jméno: ..... Telefon: .....

Fax/e-mail: .....

*(Příslušný orgán odejme tento krycí list před dalším postoupením zprávy)*

<b>1. Druh dopravy</b>			
Vnitrozemská vodní doprava .....		Oficiální číslo plavidla/jméno plavidla (nepovinné) .....	
<b>2. Datum a místo události</b>			
Rok: .....		Měsíc: .....	Den: ..... Čas: .....
<input type="checkbox"/> Přístav <input type="checkbox"/> Místo nakládky/vykládky/překládky Místo /Stát: ..... nebo <input type="checkbox"/> Volný úsek: Název úseku: ..... Kilometrický bod: ..... nebo <input type="checkbox"/> Infrastruktura jako je most nebo vodící stěna		Komentáře týkající se popisu místa: ..... .....	
<b>3. Podmínky na vnitrozemské vodní cestě</b>			
Stav vody (porovnávací kalibr)			
Odhadovaná rychlost vzhledem k vodě			
<input type="checkbox"/> Vysoký stav vody <input type="checkbox"/> Nízký stav vody			
<b>4. Zvláštní povětrnostní podmínky</b>			
<input type="checkbox"/> Déšť <input type="checkbox"/> Sněžení <input type="checkbox"/> Mlha <input type="checkbox"/> Bouřka <input type="checkbox"/> Silný vítr Teplota:..... °C			

<b>5. Popis události</b>						
<div style="margin-bottom: 5px;"><input type="checkbox"/> Srážka s břehem, infrastrukturou nebo přístavištěm</div> <div style="margin-bottom: 5px;"><input type="checkbox"/> Srážka s jiným nákladním plavidlem (srážka/náraz)</div> <div style="margin-bottom: 5px;"><input type="checkbox"/> Srážka s osobním plavidlem (srážka/náraz)</div> <div style="margin-bottom: 5px;"><input type="checkbox"/> Kontakt s dnem vodní cesty, bez ohledu na to, zda plavidlo kleslo ke dnu či nikoli</div> <div style="margin-bottom: 5px;"><input type="checkbox"/> Požár</div> <div style="margin-bottom: 5px;"><input type="checkbox"/> Výbuch</div> <div style="margin-bottom: 5px;"><input type="checkbox"/> Únik látky/Místo a rozsah škody (s dodatečným popisem)</div> <div style="margin-bottom: 5px;"><input type="checkbox"/> Ztroskotání</div> <div style="margin-bottom: 5px;"><input type="checkbox"/> Převrnutí</div> <div style="margin-bottom: 5px;"><input type="checkbox"/> Technická závada (nepovinné)</div> <div style="margin-bottom: 5px;"><input type="checkbox"/> Lidská chyba (nepovinné)</div>						
Dodatečný popis události: ..... ..... ..... ..... ..... ..... .....						
<b>6. Převržené nebezpečné věci</b>						
UN číslo <sup>(1)</sup> nebo identifikační číslo	Třída	Obalo- vá sku- pina, je-li známa	Odhadované množství uniklé látky (kg nebo l) <sup>(2)</sup>	Zádržné prostředky podle ADN, 1.2.1 <sup>(3)</sup>	Materiál zádržných prostředků	Druh selhání zádržných prostředků <sup>(4)</sup>

<p><sup>(1)</sup> U nebezpečných věcí přiřazených k hromadným položkám, pro něž platí zvláštní ustanovení 274, musí být uveden také technický název.</p>	<p><sup>(2)</sup> U třídy 7 uveďte hodnoty podle kritéria uvedeného v pododdíle 1.8.5.3.</p>
<p><sup>(3)</sup> Uveďte příslušné číslo:</p> <ol style="list-style-type: none"> <li>1 Obal</li> <li>2 IBC</li> <li>3 Velký obal</li> <li>4 Malý kontejner</li> <li>5 Železniční vůz</li> <li>6 Vozidlo</li> <li>7 Cisternový železniční vůz</li> <li>8 Cisternové vozidlo</li> <li>9 Bateriový železniční vůz</li> <li>10 Bateriové vozidlo</li> <li>11 Železniční vůz se snímatelnými cisternami</li> <li>12 Snímatelná cisterna</li> <li>13 Velký kontejner</li> <li>14 Cisternový kontejner</li> <li>15 MEGC</li> <li>16 Přemístitelná cisterna</li> <li>17 Plavidlo pro suchý náklad (jednoduchá obšívka, dvojitá obšívka)</li> <li>18 Tankové plavidlo (typ)</li> </ol>	<p><sup>(4)</sup> Uveďte příslušné číslo:</p> <ol style="list-style-type: none"> <li>1 Únik látky</li> <li>2 Požár</li> <li>3 Výbuch</li> <li>4 Konstrukční vada</li> </ol>
<p><b>7. Příčina události (pokud je jasně známa) (nepovinné)</b></p>	
<p><input type="checkbox"/> Technická závada</p> <p><input type="checkbox"/> Nesprávné zajištění nákladu</p> <p><input type="checkbox"/> Provozní příčina</p> <p><input type="checkbox"/> Jiné:</p> <p>.....</p> <p>.....</p> <p>.....</p>	



<b>8. Následky události</b>
<u>Postižení osob v souvislosti s přepravovanými nebezpečnými věcmi:</u> <input type="checkbox"/> Mrtví (počet: .....) <input type="checkbox"/> Zranění (počet: .....)
<u>Únik látky:</u> <input type="checkbox"/> Ano <input type="checkbox"/> Ne <input type="checkbox"/> Bezprostřední nebezpečí úniku látky
<u>Hmotné škody/škody na životním prostředí:</u> <input type="checkbox"/> Odhadovaná výše škody ≤ 50.000 Euro <input type="checkbox"/> Odhadovaná výše škody > 50.000 Euro
<u>Účast orgánů:</u> <input type="checkbox"/> Ano <input type="checkbox"/> Evakuace osob trvajících nejméně tři hodiny zapříčiněná přepravovanými nebezpečnými věcmi <input type="checkbox"/> Uzavření veřejných komunikací na dobu nejméně tří hodin zapříčiněné přepravovanými nebezpečnými věcmi <input type="checkbox"/> Ne

**Pokud je to nutné, může příslušný orgán vyžadovat další údaje.**

## KAPITOLA 1.9

### DOPRAVNÍ OMEZENÍ STANOVENÁ PŘÍSLUŠNÝMI ORGÁNY

- 1.9.1** Podle článku 6, odstavce 1 ADN může být vstup nebezpečných věcí na území smluvních stran předmětem pravidel nebo zákazů stanovených z jiných důvodů, než je bezpečnost během přepravy. Taková pravidla nebo zákazy musí být zveřejněny vhodnou formou.
- 1.9.2** S výhradou ustanovení oddílu 1.9.3 mohou smluvní strany uplatňovat vůči plavidlům provádějícím mezinárodní přepravu nebezpečných věcí vnitrozemskou vodní dopravou na svém území určitá dodatečná ustanovení, která nejsou obsažena v ADN, pokud tato ustanovení nejsou v rozporu s článkem 4, odstavcem 2 ADN a pokud jsou obsažena v jejich vnitrostátních právních předpisech a vztahují se rovnocenně rovněž na plavidla provádějící vnitrostátní přepravu nebezpečných věcí vnitrozemskou vodní dopravou na území této smluvní strany.
- 1.9.3** Dodatečná ustanovení, která mohou být uplatňována podle výše uvedeného oddílu 1.9.2 jsou tato:
- (a) Dodatečné bezpečnostní požadavky nebo omezení týkající se plavidel užívajících určitou infrastrukturu, jako jsou mosty nebo tunely, nebo plavidel vjíždějících nebo vyjíždějících z přístavů nebo jiných dopravních terminálů;
  - (b) Požadavky, aby plavidla sledovala předepsané dopravní trasy, které se vyhýbají obchodním nebo obytným územím, územím citlivým z hlediska ochrany životního prostředí, průmyslovým zónám s rizikovými zařízeními nebo vnitrozemským vodním cestám s vážnými fyzikálními riziky;
  - (c) Výjimečné požadavky týkající se dopravní trasy nebo kotvení plavidel přepravujících nebezpečné věci, které vyplývají z extrémních povětrnostních podmínek, zemětřesení, nehod, odborářských akcí, občanských nepokojů nebo vojenských konfliktů;
  - (d) Omezení provozu plavidel přepravujících nebezpečné věci v určitých dnech týdne nebo roku.
- 1.9.4** Příslušný orgán smluvní strany uplatňující na svém území jakákoli dodatečná ustanovení uvedená v odstavcích (a) a (d) předchozího oddílu 1.9.3 musí o tom informovat Sekretariát Evropské hospodářské komise Organizace spojených národů, který o nich uvědomí smluvní strany.

## KAPITOLA 1.10

### BEZPEČNOSTNÍ PŘEDPISY

**POZNÁMKA:** Pro účely této kapitoly se slovem „bezpečnost“ rozumí opatření nebo preventivní kroky ke snížení nebezpečí odcizení nebo zneužití nebezpečných věcí, v jehož důsledku by mohlo dojít k ohrožení osob, majetku nebo životního prostředí.

#### 1.10.1 Všeobecná ustanovení

- 1.10.1.1 Všechny osoby podílející se na přepravě nebezpečných věcí musí dodržovat bezpečnostní předpisy pro přepravu nebezpečných věcí uvedené v této kapitole v přiměřené míře ke svým odpovědnostem.
- 1.10.1.2 Nebezpečné věci smějí být předány k přepravě pouze dopravcům, jejichž totožnost byla řádně ověřena.
- 1.10.1.3 Kotviště v zónách pro překlad nebezpečných věcí musí být příslušně chráněna, být dobře osvětlena a když je pro to možnost a je to nutné, být nedostupná pro cizí osoby.
- 1.10.1.4 Každý člen posádky plavidla přepravující nebezpečné věci musí mít během přepravy u sebe průkaz totožnosti opatřený fotografií.
- 1.10.1.5 Kontroly bezpečnosti v souladu s oddílem 1.8.1 musí rovněž zahrnovat kontrolu použití příslušných opatření pro zajištění bezpečnosti.
- 1.10.1.6 Příslušný orgán musí vést aktuální soupisy všech platných osvědčení o zvláštních znalostech, předepsaných v 8.2.1 platných osvědčení o zvláštních znalostech.

#### 1.10.2 Školení o obecné bezpečnosti

- 1.10.2.1 Úvodní a obnovovací školení uvedené v kapitole 1.3 musí zahrnovat také prvky poučení o bezpečnosti. Obnovovací školení nemusí být nutně vázáno jen na změny předpisů.
- 1.10.2.2 Školení musí být zaměřeno na povahu bezpečnostních rizik, jejich rozpoznávání a postupy k jejich snížení, jakož i na opatření, která je nutno provést při narušení bezpečnosti. Musí zahrnovat seznámení s příslušnými bezpečnostními plány, v přiměřené míře k odpovědnostem a povinnostem jednotlivých pracovníků a jejich účasti při aplikaci těchto plánů.
- 1.10.2.3 Takové školení musí být poskytnuto při přijímání osob na pracovní místa spojená s přepravou nebezpečných věcí, nebo musí být ověřeno, že takové školení již absolvovaly. Musí být periodicky doplňováno obnovovacím školením.
- 1.10.2.4 Záznamy o všech absolvovaných bezpečnostních školeních musí být uchovávány zaměstnavatelem a musí být na požádání zpřístupněny zaměstnanci nebo příslušnému orgánu. Záznamy musí být uchovávány zaměstnavatelem po dobu stanovenou příslušným orgánem.

#### 1.10.3 Ustanovení pro vysoce rizikové nebezpečné věci

**POZNÁMKA:** Kromě bezpečnostních předpisů ADN mohou příslušné orgány uplatňovat další bezpečnostní předpisy z jiných důvodů, než je bezpečnost během přepravy (viz též článek 4, odstavec 1 Dohody). Aby nedocházelo při mezinárodní a multimodální přepravě k rozdílnému označování výbušnin, doporučuje se, aby toto označování bylo prováděno v souladu s mezinárodně harmonizovanou normou (např. Směrnicí Komise Evropských společenství 2008/43/ES).

##### 1.10.3.1 Definice vysoce rizikových nebezpečných věcí

- 1.10.3.1.1 Vysoce rizikové nebezpečné věci jsou takové nebezpečné věci, které mají potenciál být zneužity při teroristické akci a které mohou, jako výsledek, vyvolat vážné důsledky, jako jsou hromadné oběti na životech, hromadné ničení nebo, zejména pro třídu 7, hromadný socio-ekonomický rozvrat.
- 1.10.3.1.2 Vysoce rizikové nebezpečné věci jiných tříd, než je třída 7, jsou nebezpečné věci uvedené v tabulce 1.10.3.1.2 níže a přepravované v množstvích větších, než jsou množství uvedené v této tabulce.

Tabulka 1.10.3.1.2: Seznam vysoce rizikových nebezpečných věcí

Třída	Podtřída	Látka nebo předmět	Množství		
			Cisterna nebo nákladní tank (l) <sup>c</sup>	Volně ložené*/ (kg) <sup>d</sup>	Věci v obalech (kg)
1	1.1	Výbušné látky a předměty	a	a	0
	1.2	Výbušné látky a předměty	a	a	0
	1.3	Výbušné látky a předměty skupiny snášlivosti C	a	a	0
	1.5	Výbušné látky a předměty	0	a	0
1	1.4	Výbušné látky a předměty UN čísel 0104, 0237, 0255, 0267, 0289, 0361, 0365, 0366, 0440, 0441, 0455, 0456 a 0500	a	a	0
2		Hořlavé, netoxické plyny (klasifikační kódy zahrnující jen písmena F nebo FC)	3000	a	b
		Toxické plyny (klasifikační kódy zahrnující písmeno(a) T, TF, TC, TO, TFC nebo TOC), s výjimkou aerosolů	0	a	0
3		Hořlavé kapaliny obalových skupin I a II	3000	a	b
		Znecitlivěné výbušné kapaliny	0	a	0
4.1		Znecitlivěné výbušné látky	a	a	0
4.2		Látky obalové skupiny I	3000	a	b
4.3		Látky obalové skupiny I	3000	a	b
5.1		Kapaliny podporující hoření obalové skupiny I	3000	a	b
		Chloristany, dusičnan amonný, hnojiva obsahující dusičnan amonný a emulze nebo suspenze nebo gely obsahující dusičnan amonný	3000	3000	b
6.1		Toxické látky obalové skupiny I	0	a	0
6.2		Infekční látky kategorie A (UN 2814 a UN 2900, kromě materiálu živočišného původu)	a	0	0
8		Žíravé látky obalové skupiny I	3000	a	b

\*/ „Volně ložené“ znamená přepravu hromadných a sypkých věcí na plavidle nebo ve vozidle nebo kontejneru.

a Nevztahuje se.

b Ustanovení oddílu 1.10.3 neplatí, bez ohledu na množství.

c Hodnota uvedená v tomto sloupci platí pouze tehdy, je-li přeprava v cisternách podle kapitoly 3.2, tabulky A, sloupce (10) nebo (12) ADR nebo RID povolena, nebo je-li v kapitole 3.2, tabulce A, sloupci 8 ADN uvedeno písmeno „T“. Pro látky, které není dovoleno v cisternách přepravovat, instrukce uvedená v tomto sloupci neplatí.

d Hodnota uvedená v tomto sloupci platí pouze tehdy, je-li přeprava ve volně loženém stavu podle kapitoly 3.2, tabulky A, sloupce (10) nebo (17) ADR nebo RID povolena, nebo je-li v kapitole 3.2, tabulce A, sloupci 8 ADN uvedeno písmeno „B“. Pro látky, které není dovoleno ve volně loženém stavu přepravovat, instrukce uvedená v tomto sloupci neplatí.

1.10.3.1.3 Pro třídu 7 jsou vysoce rizikové radioaktivní látky takové látky, které mají úroveň aktivity stejnou nebo vyšší než je práh dopravní bezpečnosti 3 000 A<sub>2</sub> pro jednotlivý kus (viz též 2.2.7.2.2.1), s výjimkou následujících radionuklidů, pro které je práh dopravní bezpečnosti udán v tabulce 1.10.3.1.3 níže.

**Tabulka 1.10.3.1.3****Prahy dopravní bezpečnosti pro jednotlivé radionuklidy**

<i>Prvek</i>	<i>Radionuklid</i>	<i>Práh dopravní bezpečnosti (TBq)</i>
Americium	Am-241	0,6
Zlato	Au-198	2
Kadmium	Cd-109	200
Kalifornium	Cf-252	0,2
Curium	Cm-244	0,5
Kobalt	Co-57	7
Kobalt	Co-60	0,3
Cesium	Cs-137	1
Železo	Fe-55	8000
Germanium	Ge-68	7
Gadolinium	Gd-153	10
Iridium	Ir-192	0,8
Nikl	Ni-63	600
Paladium	Pd-103	900
Prometium	Pm-147	400
Polonium	Po-210	0,6
Plutonium	Pu-238	0,6
Plutonium	Pu-239	0,6
Radium	Ra-226	0,4
Ruthenium	Ru-106	3
Selen	Se-75	2
Stroncium	Sr-90	10
Thalium	Tl-204	200
Thulium	Tm-170	200
Yterbium	Yb-169	3

**1.10.3.1.4**

Pro směsi radionuklidů může být zjištěn, zda je dosažen nebo překročen práh dopravní bezpečnosti, provedeno výpočtem tak, že se sečte aktivita každého radionuklidu podělená prahem dopravní bezpečnosti pro tento radionuklid. Je-li součet těchto zlomků menší než 1, potom nebyl dosažen ani překročen práh radioaktivity pro směs.

Výpočet může být proveden podle tohoto vzorce:

$$\sum_i \frac{A_i}{T_i} < 1$$

kde:

$A_i$  = aktivita radionuklidu  $i$ , který je přítomen v kusu (TBq)

$T_i$  = práh dopravní bezpečnosti pro radionuklid  $i$  (TBq)

**1.10.3.1.5**

Pokud má radioaktivní látka vedlejší nebezpečí jiných tříd, musí být vzata v úvahu také kritéria tabulky 1.10.3.1.2 (viz též 1.7.5).

**1.10.3.2****Bezpečnostní plány****1.10.3.2.1**

Dopravci, odesílatelé a ostatní účastníci přepravy uvedení v 1.4.2 a 1.4.3, podléající se na přepravě vysoce rizikových nebezpečných věcí (viz tabulku 1.10.3.1.2) nebo vysoce rizikových radioaktivních látek (viz 1.10.3.1.3), musí přijmout, aplikovat a dodržet bezpečnostní plán, který musí obsahovat alespoň součásti uvedené v 1.10.3.2.2.

#### 1.10.3.2.2 Bezpečnostní plán musí obsahovat alespoň následující součásti:

- (a) specifické stanovení odpovědností za bezpečnost způsobným a kvalifikovaným osobám s odpovídající pravomocí k uplatnění svých odpovědností;
- (b) seznamy dotčených nebezpečných věcí nebo skupin nebezpečných věcí;
- (c) přehled běžných činností a rozbor bezpečnostních rizik, které z nich vyplývají, včetně všech zastávek nutných při přepravě, přítomnosti nebezpečných věcí v plavidle, cisterně nebo kontejneru před plavbou, během ní a po plavbě a dočasném skladování nebezpečných věcí za účelem jejich intermodální překládky nebo překládky mezi jednotkami;
- (d) jasná specifikace opatření, která je třeba učinit ke snížení bezpečnostních rizik, přiměřených k odpovědnostem a povinnostem účastníka, včetně:
  - školení;
  - bezpečnostní politiky (např. reakce na podmínky velkého ohrožení, prověření nově přijímaných zaměstnanců nebo zaměstnanců přidělovaných na některá místa atd.);
  - provozní praxe (např. volba nebo používání známých tras, přístup k nebezpečným věcem při jejich dočasném skladování (jak je definováno pod písmenem c), blízkost ohrožitelné infrastruktury atd.);
  - zařízení a zdrojů, které jsou používány ke snížení rizik
- (e) účinné a moderní postupy pro ohlašování ohrožení, narušení bezpečnosti nebo případů s takovými situacemi souvisejících, a pro jednání v takových situacích;
- (f) postupy pro posuzování a testování bezpečnostních plánů a postupy pro periodickou revizi a aktualizaci těchto plánů;
- (g) opatření pro zajištění fyzické bezpečnosti dopravních informací obsažených v bezpečnostním plánu; a
- (h) opatření pro zajištění toho, aby šíření informací týkajících se přepravy, obsažených v bezpečnostním plánu, bylo omezeno na ty osoby, které je potřebují mít. Tato opatření nesmějí být přitom překážkou sdělování informací vyžadovaných v jiných ustanoveních ADN.

**POZNÁMKA:** Dopravci, odesílatelé a příjemci by měli spolupracovat mezi sebou a s příslušnými orgány při výměně informací týkajících se případných ohrožení, aplikaci vhodných bezpečnostních opatření a reakci na bezpečnostní incidenty.

#### 1.10.3.3 Na plavidlech, kterými jsou přepravovány vysoce rizikové nebezpečné věci (viz tabulku 1.10.3.1.2) nebo vysoce rizikové radioaktivní látky (viz 1.10.3.1.3), musí být používány provozní a technická opatření, směřující k zamezení nežádoucího použití plavidla a nebezpečných věcí.

**POZNÁMKA:** Pokud je to vhodné a pokud jsou potřebná zařízení již nainstalována, měly by být použity telematické systémy nebo jiné metody nebo přístroje pro sledování vysoce rizikových nebezpečných věcí (viz tabulku 1.10.3.1.2) nebo vysoce rizikových radioaktivních látek (viz 1.10.3.1.3).

#### 1.10.4 S výjimkou radioaktivních látek se ustanovení oddílů 1.10.1, 1.10.2 a 1.10.3 se nepoužijí, jestliže množství přepravovaná plavidlem nepřekročí množství uvedené v 1.1.3.6.1. Kromě toho se ustanovení této kapitoly nevztahují na přepravu UN 2912 LÁTKA RADIOAKTIVNÍ, S NÍZKOU SPECIFICKOU AKTIVITOU (LSA-I) a UN 2913 LÁTKA RADIOAKTIVNÍ, POVRCHOVĚ KONTAMINOVANÉ PŘEDMĚTY (SCO-I).

#### 1.10.5 Pro radioaktivní látky se ustanovení této kapitoly považují za splněná, pokud se použije ustanovení Úmluvy o fyzické ochraně jaderných materiálů<sup>1</sup> a oběžníku IAEA „Fyzická ochrana jaderných materiálů a jaderných zařízení“<sup>2</sup>.

<sup>1</sup> IAEACIRC/274/Rev.1, IAEA, Vídeň (1980).

<sup>2</sup> IAEACIRC/225/Rev.4 (korigováno), IAEA, Vídeň (1999).

## **KAPITOLA 1.11 AŽ 1.14**

*(Vyhrazeno)*

## KAPITOLA 1.15

### UZNÁVÁNÍ KLASIFIKAČNÍCH SPOLEČNOSTÍ

#### 1.15.1 Všeobecně

V případě uzavření mezinárodní dohody týkající se všeobecnějších předpisů o plavbě plavidlem po vnitrozemských vodních cestách a obsahující ustanovení vztahující se na celý rozsah činností klasifikačních společností a jejich uznávání bude každé ustanovení této kapitoly, které je v rozporu s jakýmkoli z ustanovení zmíněné mezinárodní dohody, ve vztazích mezi smluvními stranami této dohody, které se staly smluvními stranami mezinárodní dohody, a to od data vstupu v platnost této poslední dohody, automaticky vypuštěno a nahrazeno příslušným ustanovením mezinárodní dohody. Tato kapitola se stane neplatnou, jakmile mezinárodní dohoda vstoupí v platnost, jestliže se všechny smluvní strany této dohody stanou smluvními stranami mezinárodní dohody.

#### 1.15.2 Postup pro uznávání klasifikačních společností

1.15.2.1 Klasifikační organizace, která si přeje být doporučena k uznání podle této dohody, musí podat žádost o uznání podle ustanovení této kapitoly příslušnému orgánu smluvní strany.

Klasifikační společnost musí připravit příslušné informace podle ustanovení této kapitoly. Musí je předložit alespoň v oficiálním jazyce státu, v němž se žádost podává, a v angličtině.

Smluvní strana postoupí žádost Administrativnímu výboru, ledaže podle jejího názoru nebyly zjevně splněny podmínky a kritéria uvedené v 1.15.3.

1.15.2.2 Administrativní výbor jmenuje komisi expertů a stanoví její složení a její procesní pravidla. Komise expertů posoudí návrh; zjistí, zda klasifikační společnost splňuje kritéria uvedená v 1.15.3 a vypracuje doporučení Administrativnímu výboru ve lhůtě do šesti měsíců.

1.15.2.3 Administrativní výbor posoudí zprávu expertů. Podle postupu uvedeného v článku 17, 7 (c) rozhodne nejpozději do jednoho roku, zda doporučit, nebo nedoporučit smluvním stranám, aby uznaly dotyčnou klasifikační společnost. Administrativní výbor sestaví seznam klasifikačních společností doporučených k uznání smluvními stranami.

1.15.2.4 Každá smluvní strana se může nebo nemusí rozhodnout, že uzná dotyčné klasifikační společnosti jen na základě seznamu zmíněného v 1.15.2.3. Smluvní strana musí informovat Administrativní výbor a ostatní smluvní strany o svém rozhodnutí.

Administrativní výbor aktualizuje seznam uznání vydaných smluvními stranami.

1.15.2.5 Jestliže smluvní strana usoudí, že určitá klasifikační společnost již nesplňuje podmínky a kritéria stanovené v 1.15.3 může Administrativnímu výboru podat žádost o její vyškrtnutí ze seznamu doporučených společností. Takový návrh musí být opodstatněn přesvědčivými důkazy o neplnění těchto podmínek a kritérií.

1.15.2.6 Administrativní výbor sestaví novou komisi expertů podle postupu stanoveného v 1.15.2.2, která musí podat zprávu Administrativnímu výboru ve lhůtě do šesti měsíců. Klasifikační společnost musí být informována a vyzvána komisí expertů k vyjádření se k jejím nálezům.

1.15.2.7 Administrativní výbor může rozhodnout v případě, že se nepodaří splnit podmínky a kritéria uvedená v 1.15.3, že klasifikační společnost bude mít příležitost předložit plán k odstranění zjištěného nedostatku (zjištěných nedostatků) ve lhůtě do šesti měsíců a k vyhnutí se jeho (jejich) jakémukoli opakování, nebo podle článku 17, 7 (c) vyškrtnout název dotyčné společnosti ze seznamu společností doporučených k uznání.



### **1.15.3 Podmínky a kritéria pro uznání klasifikační společnosti žádající o uznání podle této dohody**

Klasifikační společnost žádající o uznání podle této dohody musí splnit následující podmínky a kritéria:

- 1.15.3.1 Klasifikační společnost musí být schopna prokázat rozsáhlou znalost a zkušenost v posuzování konstrukce a výroby plavidla pro vnitrozemskou vodní dopravu. Společnost by měla mít obsažná pravidla a předpisy pro konstrukci, výrobu a periodické inspekce plavidla. Tato pravidla a předpisy musí být zveřejněna a průběžně aktualizována a zdokonalována výzkumnými a vývojovými programy.
- 1.15.3.2 Každoročně musí být zveřejněn registr plavidel klasifikovaných klasifikační společností.
- 1.15.3.3 Klasifikační společnost nesmí být řízena vlastníky nebo výrobci plavidel nebo jinými subjekty obchodně zainteresovanými na výrobě, vybavování, opravách nebo provozu plavidel. Klasifikační společnost nesmí být v podstatné míře závislá na jediném obchodním podniku z hlediska svých příjmů.
- 1.15.3.4 Centrála nebo pobočka klasifikační společnosti oprávněná a pověřená řídit a působit ve všech oblastech jí příslušejících podle předpisů pro vnitrozemskou vodní dopravu musí mít své sídlo v jedné ze smluvních stran.
- 1.15.3.5 Klasifikační společnost a její experti musí mít ve vnitrozemské vodní dopravě dobrou pověst; experti musí být schopni prokázat své odborné schopnosti.
- 1.15.3.6 Klasifikační společnost
- musí mít dostatečný odborný personál a inženýry pro technické úkoly monitorování a inspekce a pro úkoly řízení, podpory a výzkumu v poměru k úkolům a počtu klasifikovaných plavidel a dostatečný pro udržování pravidel v aktuálním stavu a pro jejich vývoj ve světle požadavků kvality;
  - musí mít své experty alespoň ve dvou smluvních stranách.
- 1.15.3.7 Klasifikační společnost musí být řízena podle etického kódu.
- 1.15.3.8 Klasifikační společnost musí mít vypracován, zaveden a musí dodržovat účinný systém vnitřní kvality založený na příslušných aspektech mezinárodně uznávaných norem kvality a odpovídající normám EN ISO/IEC 17020:2012 (kromě klauzule 8.1.3) (inspekční organizace) a ISO 9001 nebo EN ISO 9001:2015. Klasifikační společnost podléhá certifikaci svého systému kvality nezávislou institucí auditorů uznanou státní správou státu, v němž má své sídlo.

### **1.15.4 Povinnosti doporučených klasifikačních společností**

- 1.15.4.1 Doporučené klasifikační společnosti se musí zavázat k vzájemné spolupráci, aby byla zaručena rovnocennost z hlediska bezpečnosti jejich technických norem, které jsou důležité pro aplikaci ustanovení této dohody.
- 1.15.4.2 Musejí si vyměňovat zkušenosti na společných zasedáních konaných alespoň jednou za rok. Musejí každoročně podat zprávu Výboru pro bezpečnostní otázky. Sekretariát Výboru pro bezpečnostní otázky musí být o těchto zasedáních informován. Smluvním stranám musí být poskytnuta příležitost se těchto zasedání účastnit jako pozorovatelé.
- 1.15.4.3 Doporučené klasifikační společnosti se musí zavázat, že budou aplikovat stávající a budoucí ustanovení Dohody s ohledem na datum jejich vstupu v platnost. V odpověď na žádost příslušného orgánu musí doporučené klasifikační společnosti poskytnout aktuální informace týkající se jejich technických předpisů.

## KAPITOLA 1.16

### POSTUP PRO VYDÁVÁNÍ SCHVALOVACÍHO OSVĚDČENÍ

**1.16.0** Pro účely této kapitoly znamená pojem „vlastník“ vlastníka nebo jeho ustanoveného zástupce, nebo pokud je plavidlo najato provozovatelem, provozovatele nebo jeho ustanoveného zástupce.

#### **1.16.1 Schvalovací osvědčení**

##### **1.16.1.1 Všeobecně**

1.16.1.1.1 Plavidla pro přepravu suchých nákladů přepravující nebezpečné věci v množstvích větších, než jsou vyjmutá množství, plavidla popsaná v 7.1.2.19.1, tanková plavidla přepravující nebezpečné věci a plavidla zmíněná v 7.2.2.19.3 musí mít příslušné schvalovací osvědčení.

1.16.1.1.2 Schvalovací osvědčení platí nejvýše pět let, s výhradou ustanovení pododdílu 1.16.11.

##### **1.16.1.2 Formulář schvalovacího osvědčení, vyplňované údaje**

1.16.1.2.1 Schvalovací osvědčení musí odpovídat vzoru uvedenému v 8.6.1.1 nebo 8.6.1.3, pokud jde o obsah, formu a dispozici, a obsahovat požadované údaje, jak je to patřičné. Musí obsahovat datum vypršení lhůty platnosti.

Jeho rozměry jsou 210 mm x 297 mm (A4). Smějí se používat přední i zadní strany.

Musí být vystaveno v jazyce nebo v jednom z jazyků vydávající země. Pokud tímto jazykem není angličtina, francouzština nebo němčina, musí být záhlaví osvědčení a každý zápis pod body 5, 9 a 10 ve schvalovacím osvědčení plavidel pro přepravu kusů a látek volně ložených (8.6.1.1) a pod body 12, 16 a 17 ve schvalovacím osvědčení tankových plavidel (8.6.1.3) provedeny také v angličtině, francouzštině nebo němčině.

1.16.1.2.2 Schvalovací osvědčení musí potvrzovat, že plavidlo bylo podrobena inspekci a že její konstrukce a vybava kompletně splňují příslušná ustanovení těchto Pravidel.

1.16.1.2.3 Všechny údaje o změnách schvalovací osvědčení předepsaném v těchto Pravidlech a v jiných předpisech vypracovaných na základě vzájemné dohody smluvních stran mohou být zapsány do schvalovacího osvědčení příslušným orgánem.

1.16.1.2.4 Příslušný orgán zapíše do schvalovací osvědčení plavidla s dvojitou obšívkou splňujících dodatečné požadavky pododdílů 9.1.0.80 až 9.1.0.95 nebo 9.2.0.80 až 9.2.0.95 tento zápis:

„Plavidlo splňuje dodatečné požadavky pro plavidla s dvojitou obšívkou 9.1.0.80 až 9.1.0.95“ nebo „Plavidlo splňuje dodatečné požadavky pro plavidla s dvojitou obšívkou 9.2.0.80 až 9.2.0.95.“

1.16.1.2.5 Pro tanková plavidla musí být schvalovací osvědčení doplněno seznamem všech nebezpečných věcí přípustných k přepravě v tankovém plavidle, sepsaným uznanou klasifikační společností, která klasifikovala plavidlo (seznam látek pro plavidlo). V rozsahu vyžadovaném pro bezpečnou přepravu musí seznam obsahovat výhrady týkající se určitých nebezpečných věcí s ohledem na:

- kritéria pro pevnost a stabilitu plavidla; a
- kompatibilitu přejímaných nebezpečných věcí s konstrukčními materiály plavidla, včetně instalací a vybavení, které přicházejí do styku s nákladem.

Klasifikační společnosti musí novelizovat seznam látek pro plavidlo při každém prodloužení platnosti třídy plavidla na základě přiložených předpisů platných v té době. Klasifikační společnosti musí informovat vlastníka plavidla o změnách v tabulce C kapitoly 3.2, které vstoupily v mezidobí v platnost. Jestliže tyto změny vyžadují novelizaci seznamu látek pro plavidlo, musí o to vlastník plavidla požádat uznanou klasifikační společnost. Tento novelizovaný seznam látek pro plavidlo musí být vydán ve lhůtě uvedené v 1.6.1.1.

Celý seznam látek pro plavidlo musí být uznanou klasifikační společností zrušen ve lhůtě uvedené v 1.6.1.1, jestliže v důsledku změn těchto předpisů nebo v důsledku změn v klasifikaci není již dovoleno věci v něm obsažené v plavidle přepravovat.

Uznaná klasifikační společnost musí bez prodlení, po doručení schvalovacího osvědčení jeho držiteli, předat kopii seznamu látek pro plavidlo orgánu odpovědnému za vydání schvalovacího osvědčení a bez prodlení jej informovat o změnách nebo zrušení.

**POZNÁMKA:** Pokud je seznam látek k dispozici v elektronické formě, viz 5.4.0.2.

1.16.1.2.6 (Vypuštěno)

#### **1.16.1.3 Prozatímní schvalovací osvědčení**

1.16.1.3.1 Pro plavidlo, které nemá schvalovací osvědčení, může být v následujících případech vydáno na omezenou dobu prozatímní schvalovací osvědčení za těchto podmínek:

- (a) Plavidlo splňuje platné požadavky těchto Pravidel, ale normální schvalovací osvědčení nemohlo být vydáno včas. Toto prozatímní schvalovací osvědčení platí na vhodnou dobu, nejvýše však na dobu tří měsíců;
- (b) Plavidlo nesplňuje všechny příslušné požadavky těchto Pravidel, ale bezpečnost přepravy není podle posouzení příslušného orgánu ohrožena.

Jednorázové prozatímní schvalovací osvědčení je platné na přiměřenou dobu, aby bylo možno uvést plavidlo do souladu s příslušnými ustanoveními, nejvýše však na dobu tří měsíců.

Příslušný orgán může vyžadovat dodatečné zprávy navíc k inspekční zprávě a může vyžadovat dodatečné podmínky.

**POZNÁMKA:** Pro vydání definitivního schvalovacího osvědčení podle 1.16.1.2 musí být vypracována nová inspekční zpráva podle 1.16.3.1, která potvrzuje soulad také s dosud nesplněnými požadavky těchto Pravidel.

- (c) Plavidlo nesplňuje všechna platná ustanovení těchto Pravidel v důsledku svého poškození. V tomto případě platí prozatímní schvalovací osvědčení pouze pro jedinou určenou plavbu a pro určený náklad. Příslušný orgán může stanovit dodatečné podmínky.

1.16.1.3.2 Prozatímní schvalovací osvědčení musí odpovídat vzoru uvedenému v 8.6.1.2 nebo 8.6.1.4 nebo jedinému vzoru osvědčení slučujícímu do jednoho formuláře prozatímní osvědčení o inspekci a prozatímní schvalovací osvědčení, za podmínky, že tento jediný vzor osvědčení obsahuje tytéž informace jako vzor uvedený v 8.6.1.2 nebo 8.6.1.4, pokud jde o obsah, formu a dispozici a je schválen příslušným orgánem.

Jeho rozměry jsou 210 mm x 297 mm (A4). Smějí se používat přední i zadní strany.

Musí být vystaveno v jazyce nebo v jednom z jazyků vydávající země. Pokud tímto jazykem není angličtina, francouzština nebo němčina, musí být záhlaví osvědčení a každý zápis pod bodem 5 v prozatímním schvalovacím osvědčení plavidel pro přepravu kusů a látek volně ložených (8.6.1.2) a pod bodem 12 v prozatímním schvalovacím osvědčení tankových plavidel (8.6.1.4) provedeny také v angličtině, francouzštině nebo němčině.

1.16.1.3.3 Pro tanková plavidla musí být ve schvalovacím osvědčení uveden otevírací tlak pojistných ventilů nebo vysokorychlostních ventilů.

Pokud má plavidlo nákladní tanky s různými otevíracími tlaky ventilů, musí být otevírací tlak každého tanku uveden ve schvalovacím osvědčení.

#### **1.16.1.4 Příloha ke schvalovacímu osvědčení**

1.16.1.4.1 Schvalovací osvědčení a prozatímní schvalovací osvědčení podle 1.16.1.3.1 (a) musí být doplněny přílohou podle vzoru uvedeného v 8.6.1.5.

1.16.1.4.2 Příloha ke schvalovacímu osvědčení musí obsahovat datum, od něhož smějí být použita přechodná ustanovení podle 1.6.7. Toto datum musí být:

- (a) pro plavidla podle Článku 8, odstavce 2 ADN, u nichž může být prokázáno, že byla již schválena pro přepravu nebezpečných věcí na území smluvní strany před 26. květnem 2000;
- (b) pro plavidla podle Článku 8, odstavce 2 ADN, u nichž nemůže být prokázáno, že byla již schválena pro přepravu nebezpečných věcí na území smluvní strany před 26. květnem 2000,

prokázané datum první inspekce pro vydání schválení pro přepravu nebezpečných věcí na území smluvní strany, nebo pokud toto datum není známo, datum vydání prvního prokázaného schválení pro přepravu nebezpečných věcí na území smluvní strany;

- (c) pro všechna ostatní plavidla prokázané datum první inspekce pro vydání schvalovacího osvědčení ve smyslu ADN, nebo pokud toto datum není známo, datum vydání prvního schvalovacího osvědčení ve smyslu ADN;
- (d) odchylkou od (a) až (c) výše datum nové první inspekce podle 1.16.8, pokud plavidlo po 31. prosinci 2014 více než dvanáct měsíců již nemělo platné schvalovací osvědčení.

1.16.1.4.3 Všechna schválení pro přepravu nebezpečných věcí vydaná na území smluvní strany, která jsou platná od data podle 1.16.1.4.2 a všechna ADN schvalovací osvědčení a prozatímní schvalovací osvědčení podle 1.16.1.3.1 (a) musí být zapsána v příloze ke schvalovacímu osvědčení.

Schvalovací osvědčení vydaná před vydáním přílohy ke schvalovacímu osvědčení musí být zaznamenána příslušným orgánem, který vydává přílohu ke schvalovacímu osvědčení.

## 1.16.2 Vydávání a uznávání schvalovacího osvědčení

1.16.2.1 Schvalovací osvědčení uvedené v 1.16.1 musí být vydáno příslušným orgánem smluvní strany, kde je plavidlo registrováno, nebo pokud není, smluvní strany, kde má svůj domovský přístav, nebo pokud není, smluvní strany, kde má své sídlo vlastník, nebo pokud není, příslušným orgánem zvoleným vlastníkem.

Ostatní smluvní strany musí uznávat taková schvalovací osvědčení.

Smluvní strany musí sdělit sekretariátu Evropské hospodářské komise Spojených národů (UNECE) kontaktní informace o jimi určených orgánech a organizacích, které jsou oprávněny podle vnitrostátních právních předpisů vydávat schvalovací osvědčení.

Sekretariát UNECE je sdělí smluvním stranám prostřednictvím své webové stránky.

1.16.2.2 Příslušný orgán kterékoli ze smluvních stran může požádat příslušný orgán kterékoli jiné smluvní strany, aby vydal schvalovací osvědčení namísto něho.

1.16.2.3 Příslušný orgán kterékoli ze smluvních stran může přenést oprávnění k vydání schvalovací osvědčení na inspekční organizaci, jak je definována v 1.16.4.

1.16.2.4 Prozatímní schvalovací osvědčení uvedené v 1.16.1.3 musí být vydáno příslušným orgánem jedné ze smluvních stran v případech a za podmínek uvedených v těchto Pravidlech.

Ostatní smluvní strany musí uznávat taková prozatímní schvalovací osvědčení.

1.16.2.5 Příloha ke schvalovacímu osvědčení musí být vydána příslušným orgánem smluvní strany. Smluvní strany si musí v době vydávání vzájemně pomáhat. Musí uznat tuto přílohu ke schvalovacímu osvědčení. Každé nové schvalovací osvědčení nebo prozatímní schvalovací osvědčení vydané podle 1.16.1.3.1 (a) musí být zaznamenáno do přílohy ke schvalovacímu osvědčení. Pokud by měla být příloha ke schvalovacímu osvědčení nahrazena (např. v případě poškození nebo ztráty), musí být všechny existující zápisy přeneseny.

1.16.2.6 Příloha ke schvalovacímu osvědčení musí být stažena a nová příloha ke schvalovacímu osvědčení musí být vydána, jestliže proběhne nová první inspekce podle 1.16.8, neboť platnost posledního schvalovacího osvědčení vypršela po více než dvanácti měsících od 31. prosince 2014.

Platným datem je datum, kdy příslušný orgán obdržel žádost. V tomto případě musí být zaznamenána jen taková schvalovací osvědčení, která byla vydána po nové první inspekci.

## 1.16.3 Inspekční postup

1.16.3.1 Příslušný orgán smluvní strany musí dohlížet nad inspekcí plavidla. Podle tohoto postupu může být inspekce provedena inspekční organizací pověřenou smluvní stranou nebo uznanou klasifikační společností podle kapitoly 1.15. Inspekční organizace nebo uznaná klasifikační společnost musí vydat inspekční zprávu osvědčující, že plavidlo odpovídá částečně nebo úplně příslušným požadavkům těchto Pravidel vztahujících se na konstrukci a výbavu plavidla.

**1.16.3.2** Tato inspekční zpráva musí obsahovat:

- název a adresu inspekční organizace nebo uznané klasifikační společnosti, která provedla inspekci;
- žadatele o inspekci;
- datum a místo provedení inspekce;
- druh plavidla podrobeného inspekci;
- identifikaci plavidla (název, číslo plavidla, číslo ENI atd.);
- prohlášení, že plavidlo odpovídá částečně nebo úplně příslušným požadavkům ADN na konstrukci a výbavu plavidla (ve verzi platné k datu inspekce, nebo k očekávanému datu vydání schvalovacího osvědčení, pokud je toto datum pozdější než datum provedení inspekce);
- uvedení všech nedodržení požadavků (seznam, popis a odvolávky na ADN);
- použitá přechodná ustanovení;
- použité ekvivalenty a odchylky od předpisů platných pro plavidlo s odvoláním se na platná doporučení Administrativního výboru ADN;
- datum vydání inspekční zprávy;
- podpis a úřední razítko inspekční organizace nebo uznané klasifikační společnosti.

Pokud inspekční zpráva nezajišťuje, že jsou všechny příslušné požadavky uvedené v 1.16.3.1 splněny, může příslušný orgán vyžadovat jakékoli dodatečné informace k vydání prozatímního schvalovacího osvědčení podle 1.16.1.3.1 (b).

Orgán, který vydává schvalovací osvědčení, může vyžadovat informace týkající se oddělení a inspektora (inspektorů), kteří provedli inspekci včetně e-mailového a telefonního čísla, avšak tyto informace nebudou součástí dokumentace plavidla.

**1.16.3.3** Inspekční zpráva musí být sepsána v jazyce přípuštěném příslušným orgánem a musí obsahovat všechny potřebné informace, aby bylo možno vystavit osvědčení.**1.16.3.4** Ustanovení uvedená v 1.16.3.1, 1.16.3.2 na 1.16.3.3 se vztahují na první inspekci zmíněnou v 1.16.8, na zvláštní inspekci zmíněnou v 1.16.9 a na periodickou inspekci zmíněnou v 1.16.10.**1.16.3.5** Je-li inspekční zpráva vydána uznanou klasifikační společností, může inspekční zpráva zahrnovat osvědčení uvedené v 9.1.0.88.1, 9.2.0.88.1, 9.3.1.8.1, 9.3.2.8.1 nebo 9.3.3.8.1.

Přítomnost osvědčení vydaných uznanou klasifikační společností pro účely odstavců 8.1.2.3 (f) a 8.1.2.3 (o) na plavidle zůstává povinnou.

**1.16.4 Inspekční organizace****1.16.4.1** Inspekční organizace podléhají uznání státní správou smluvní strany jako expertní organizace pro konstrukci a inspekci plavidel vnitrozemské plavby a jako expertní organizace pro přepravu nebezpečných věcí vnitrozemskou vodní dopravou. Musí splňovat tato kritéria:

- splnění požadavků na nestrannost organizace;
- existence struktury a personálu, které jsou objektivním důkazem o odborné způsobilosti a zkušenosti organizace;
- splnění věcného obsahu normy EN ISO/IEC 17020:2012 (kromě klauzule 8.1.3) podpořeného existencí podrobných inspekčních postupů.

**1.16.4.2** Inspekční organizaci mohou pomáhat experti (např. expert na elektrická zařízení) nebo specializované organizace podle platných vnitrostátních předpisů (např. klasifikační společnosti).**1.16.4.3** Administrativní výbor vede aktuální seznam uznaných inspekčních organizací.**1.16.5 Žádost o vydání schvalovacího osvědčení**

Vlastník plavidla musí podat žádost o vystavení schvalovacího osvědčení u příslušného orgánu uvedeného v 1.16.2.1. Příslušný orgán musí určit dokumenty, které se mu mají předložit. K získání schvalovacího osvědčení musí být žádost doprovázena alespoň platným lodním osvědčením, inspekční zprávou uvedenou v 1.16.3.1 a osvědčením uvedeným v 9.1.0.88.1, 9.2.0.88.1, 9.3.1.8.1, 9.3.2.8.1 nebo 9.3.3.8.1.

**1.16.6 Údaje uváděné ve schvalovacím osvědčení a jejich změny**

- 1.16.6.1 Vlastník plavidla musí informovat příslušný orgán o jakékoli změně v názvu plavidla nebo změně úředního čísla nebo registračního čísla a musí mu předat schvalovací osvědčení k zanesení změn(y).
- 1.16.6.2 Všechny změny ve schvalovacím osvědčení předepsaném v těchto Pravidlech a v jiných předpisech vypracovaných po vzájemné dohodě smluvními stranami mohou být do osvědčení zaneseny příslušným orgánem.
- 1.16.6.3 Jestliže má vlastník plavidla plavidlo registrované v jiné smluvní straně, musí požádat o nové schvalovací osvědčení příslušný orgán této smluvní strany. Příslušný orgán může vydat nové osvědčení na zbývající dobu platnosti existujícího osvědčení bez provedení nové inspekce plavidla, za podmínky, že stav a technické specifikace plavidla nedoznaly změny.
- 1.16.6.4 V případech přenesení odpovědnosti na jiný příslušný orgán podle 1.16.6.3 musí příslušný orgán, jemuž bylo poslední schvalovací osvědčení vráceno, na požádání postoupit přílohu ke schvalovacímu osvědčení podle 1.16.1.4 příslušnému orgánu, který vydá nového schvalovací osvědčení.

**1.16.7 Přistavení plavidla k inspekci**

- 1.16.7.1 Vlastník plavidla musí přistavit k inspekci plavidlo, která je bez nákladu, vyčištěná a vystrojena; musí poskytnout takovou pomoc, která je potřebná k provedení inspekce, takovou jako je poskytnutí vhodného člunu a personálu a odkrýt těch částí trupu nebo instalací, které nejsou přímo přístupné nebo viditelné.
- 1.16.7.2 V případě první, zvláštní nebo periodické inspekce může inspekční organizace nebo uznaná klasifikační společnost vyžadovat inspekci na souši.

**1.16.8 První inspekce**

Jestliže plavidlo ještě nemá schvalovací osvědčení nebo jestliže platnost schvalovacího osvědčení vypršela více než před dvanácti měsíci, plavidlo se musí podrobit první inspekci.

**1.16.9 Zvláštní inspekce**

Jestliže lodní trup nebo výbava podlehly změnám, které by mohly snížit bezpečnost s ohledem na přepravu nebezpečných věcí, nebo došlo k jejich poškození ovlivňující takovou bezpečnost, musí být plavidlo neprodleně přistaveno vlastníkem k další inspekci.

**1.16.10 Periodická inspekce a obnovení platnosti schvalovacího osvědčení**

- 1.16.10.1 K obnovení platnosti schvalovacího osvědčení musí vlastník plavidla přistavit plavidlo k periodické inspekci. Vlastník může požádat o inspekci kdykoli.
- 1.16.10.2 Je-li žádost o periodickou inspekci podána během posledního roku předcházejícího vypršení platnosti schvalovacího osvědčení, lhůta platnosti nového osvědčení začíná dnem vypršení platnosti předchozího schvalovacího osvědčení.
- 1.16.10.3 O periodickou inspekci je možno požádat také během období dvanácti měsíců po vypršení platnosti schvalovacího osvědčení. Po tomto časovém období musí být plavidlo podrobeno první inspekci podle 1.16.8.
- 1.16.10.4 Příslušný orgán stanoví lhůtu platnosti nového schvalovacího osvědčení na základě výsledků periodické inspekce.

**1.16.11 Prodloužení platnosti schvalovacího osvědčení bez inspekce**

Odchylkou od oddílu 1.16.10 může příslušný orgán, který vydal schvalovací osvědčení, na základě odůvodněné žádosti vlastníka prodloužit platnost schvalovacího osvědčení o nejvýše jeden rok bez inspekce. Toto prodloužení platnosti musí být uděleno v písemné formě a musí být na palubě plavidla. Takové prodloužení platnosti může být uděleno pouze jedenkrát za každá dvě období platnosti.

**1.16.12 Úřední inspekce**

- 1.16.12.1 Má-li příslušný orgán smluvní strany důvod předpokládat, že plavidlo, která se nachází na jeho území, může představovat nebezpečí ve vztahu k přepravě nebezpečných věcí pro osoby na palubě nebo pro plavbu nebo pro životní prostředí, může nařídít inspekci plavidla podle 1.16.3.
- 1.16.12.2 Při výkonu tohoto práva inspekce by se měly orgány všemožně snažit, aby se vyhnuly nepatřičnému zadržování nebo zdržování plavidla. Tato dohoda nijak neomezuje práva týkající se náhrady za nepatřičné zadržení nebo zdržení. Ve všech případech údajně nepatřičného zadržení nebo zdržení leží důkazní břemeno na vlastníkově plavidla.

**1.16.13 Odebrání, ponechání nebo vrácení schvalovacího osvědčení**

- 1.16.13.1 Schvalovací osvědčení může být odebráno, není-li plavidlo správně udržováno nebo jestliže konstrukce nebo výbava plavidla již nesplňují platná ustanovení těchto Pravidel nebo není-li platná nejvyšší třída plavidla podle 9.2.0.88.1, 9.3.1.8.1, 9.3.2.8.1 nebo 9.3.3.8.1.
- 1.16.13.2 Schvalovací osvědčení může být odebráno pouze orgánem, který je vydal.
- Avšak v případech uvedených v 1.16.9 a 1.16.13.1 může příslušný orgán státu, v němž se plavidlo právě nachází, zakázat její použití pro přepravu těch nebezpečných věcí, pro které se vyžaduje osvědčení. Za tímto účelem může odebrat osvědčení až do doby, než bude plavidlo znovu splňovat platná ustanovení těchto Pravidel. V tomto případě musí informovat příslušný orgán, který vydal osvědčení.
- 1.16.13.3 Bez ohledu na ustanovení pododdílu 1.16.2.2 může kterýkoli příslušný orgán odebrat schvalovací osvědčení na žádost vlastníka plavidla, za podmínky, že o tom uvědomí příslušný orgán, který osvědčení vydal.
- 1.16.13.4 Jestliže inspekční organizace nebo uznaná klasifikační společnost během inspekce zjistí, že plavidlo nebo jeho výbava mají vážné závady ve vztahu k nebezpečným věcem, které by mohly ohrozit bezpečnost osob na palubě nebo bezpečnost plavby nebo vytvářejí nebezpečí pro životní prostředí, nebo není-li nejvyšší třída plavidla platná, musí to bezodkladně oznámit příslušnému orgánu, kterému jsou odpovědny, aby mohl učinit rozhodnutí o ponechání osvědčení.
- Jestliže tento orgán, který odebral osvědčení, není orgánem, který toto osvědčení vydal, musí bezodkladně informovat vydávající orgán a, je-li to nutné, vrátit mu osvědčení, pokud předpokládá, že závady nemohou být odstraněny v blízké budoucnosti.
- 1.16.13.5 Jestliže inspekční organizace nebo uznaná klasifikační společnost uvedené v 1.16.13.4 provedením zvláštní inspekce podle 1.16.9 zjistí, že závady byly odstraněny, musí příslušný orgán vrátit schvalovací osvědčení vlastníkově.
- Tato inspekce může být na žádost vlastníka provedena jinou inspekční organizací nebo jinou uznanou klasifikační společností. V tomto případě musí být schvalovací osvědčení vráceno přes příslušný orgán, kterému je inspekční organizace nebo uznaná klasifikační společnost odpovědná.
- 1.16.13.6 Jestliže je plavidlo definitivně vyřazeno z provozu nebo dáno do šrotu, vlastník musí schvalovací osvědčení zaslat příslušnému orgánu, který je vydal.

**1.16.14 Duplikát**

V případě ztráty, odcizení nebo zničení schvalovacího osvědčení, nebo pokud se stane nepoužitelným z jiných důvodů, musí být příslušnému orgánu, který osvědčení vydal, podána žádost o vystavení duplikátu.

Tento orgán vystaví duplikát schvalovacího osvědčení, který musí být jako takový označen.

**1.16.15      Registr schvalovacího osvědčení**

1.16.15.1      Příslušné orgány musí přidělit osvědčením o schválení, které vydaly, sériové číslo.

1.16.15.2      Příslušné orgány musí uchovávat kopie všech osvědčení, které vydaly, jakož i připojených seznamů látek pro plavidla uznaných klasifikačních společností, a všech změn, zrušení, nových vystavení a rozhodnutí o zrušení těchto dokumentů.



## **ČÁST 2**

### **KLASIFIKACE**

(viz Díl II)

### **ČÁST 3**

## **SEZNAMY NEBEZPEČNÝCH VĚCÍ, ZVLÁŠTNÍ USTANOVENÍ A VYNĚTÍ Z PLATNOSTI PRO OMEZENÁ A VYŇATÁ MNOŽSTVÍ**

## **KAPITOLA 3.1**

### **VŠEOBECNĚ**

(viz Díl II)

## KAPITOLA 3.2

### SEZNAM NEBEZPEČNÝCH VĚCÍ

#### 3.2.1 Tabulka A: Seznam nebezpečných věcí v číselném pořadí

(viz Díl II)

#### 3.2.2 Tabulka B: Seznam nebezpečných věcí v abecedním pořadí

(viz Díl II)

#### 3.2.3 Tabulka C: Seznam nebezpečných věcí připuštěných k přepravě v tankových plavidlech v číselném pořadí

##### 3.2.3.1 Vysvětlivky k tabulce C:

Každý řádek v tabulce C se týká zpravidla látky (látek), které jsou zahrnuty pod určité UN číslo nebo identifikační číslo. Jestliže však látky, které náleží ke stejnému UN číslu nebo identifikačnímu číslu, mají rozdílné chemické nebo fyzikální vlastnosti a/nebo přepravní podmínky, může být pro toto UN číslo nebo identifikační číslo použito více po sobě jdoucích řádků.

Každý ze sloupců tabulky C je věnován určitému tématu, jak je uvedeno v následujících vysvětlujících poznámkách. Průsečík sloupců a řádků (buňka) obsahuje informace týkající se tématu, o kterém se v tomto sloupci pojednává, pro látku(y) tohoto řádku:

- první čtyři buňky identifikují látku(y) patřící k tomuto řádku;
- následující buňky udávají platná zvláštní ustanovení, buď ve formě úplné informace, nebo ve formě kódu. Kódy odkazují na detailní informace, které je možno nalézt pod čísly uvedenými v následujících vysvětlujících poznámkách. Prázdná buňka znamená, buď že není žádné zvláštní ustanovení a že platí pouze všeobecná ustanovení, anebo že platí omezení přepravy uvedené v platných vysvětlujících poznámkách;
- jestliže buňka obsahuje hvězdičku, „\*“, musí být příslušné požadavky stanoveny podle 3.2.3.3. Stanovení použitelných požadavků podle pododdílu 3.2.3.3 musí mít přednost před použitím údajů pro směsi, pro které nejsou k dispozici dostatečné údaje.

Jednotlivé buňky neobsahují odvolávky na platná všeobecná ustanovení.

Vysvětlující poznámky pro každý sloupec:

Sloupec (1) „UN číslo/identifikační číslo“

Obsahuje UN číslo nebo identifikační číslo:

- nebezpečné látky, jestliže této látce bylo přiděleno vlastní specifické UN číslo nebo identifikační číslo, nebo
- druhové položky nebo j.n. položky, k níž musí být přiřazeny jmenovitě neuvedené nebezpečné látky podle kritérií („rozhodovacích stromů“) části 2.

Sloupec (2) „Pojmenování a popis“

Obsahuje pojmenování látky, napsané velkými písmeny, pokud této látce bylo přiděleno vlastní specifické UN číslo nebo identifikační číslo, nebo pojmenování druhové položky nebo j.n. položky, ke které byly nebezpečné látky přiřazeny podle kritérií („rozhodovacích stromů“) části 2. Toto pojmenování musí být použito jako oficiální pojmenování pro přepravu, popřípadě jako část oficiálního pojmenování pro přepravu (pro další podrobnosti k oficiálnímu pojmenování pro přepravu viz 3.1.2).

Ze oficiálním pojmenováním pro přepravu je malými písmeny připojen popisný text k upřesnění rozsahu platnosti položky, pokud mohou být klasifikace a/nebo přepravní podmínky látky za určitých okolností rozdílné.

Sloupec (3a) „Třída“

Obsahuje číslo třídy, pod jejíž název spadá nebezpečná látka. Toto číslo třídy se přiřazuje podle postupů a kritérií části 2.

Sloupec (3b) „Klasifikační kód“

Obsahuje klasifikační kód nebezpečné látky.

- Pro nebezpečné látky třídy 2 sestává kód z číslice a písmena nebo písmen pro skupinu nebezpečných vlastností, které jsou vysvětleny v 2.2.2.1.2 a 2.2.2.1.3.
- Pro nebezpečné látky tříd 3, 4.1, 6.1, 8 a 9 jsou kódy vysvětleny v 2.2.x.1.2<sup>1</sup>.

Sloupec (4) „Obalová skupina“

Obsahuje číslo(a) obalové skupiny (I, II nebo III), která je k nebezpečné látce přiřazena. Tato čísla obalových skupin jsou přiřazena na základě postupů a kritérií uvedených v části 2. Některým látkám není přiřazena žádná obalová skupina.

Sloupec (5) „Nebezpečí“

Tento sloupec obsahuje informace o nebezpečích, která jsou vlastní nebezpečné látce. Jsou převzaty na základě bezpečnostních značek tabulky A, sloupce (5).

V případě chemicky nestálé látky je k informaci připojen kód „nest.“

V případě látky nebo směsi s vlastnostmi CMR se doplňuje pro informaci kód „CMR“.

CMR se používá k označení látek s dlouhodobými účinky na zdraví (karcinogenní, mutagenní nebo toxické pro reprodukci, kategorie 1A a 1B v souladu s kritérii kapitol 3.5, 3.6 a 3.7 GHS).

V případě látky nebo směsi nebezpečné vodnímu prostředí se doplňuje pro informaci kód „N1“, „N2“ nebo „N3“ (Viz 2.2.9.1.10).

V případě látky nebo směsi, která plave na vodním povrchu, neodpaňuje se a není snadno rozpustná ve vodě, nebo která klesá ke dnu a není snadno rozpustná se, doplňuje pro informaci kód „F“ (podle anglického slova „Floater“) nebo popřípadě „S“ (podle anglického slova „Sinker“).

Tam kde jsou údaje uvedeny v závorkách, musí se použít pouze příslušné kódy pro přepravovanou látku.

Sloupec (6) „Typ tankového plavidla“

Obsahuje typ tankového plavidla: G, C nebo N.

Sloupec (7) „Stav nákladních tanků“

Obsahuje informace o stavu nákladního tanku:

- 1 Tlakový tank
- 2 Nákladní tank uzavřený

<sup>1</sup> x = číslo třídy nebezpečné látky nebo předmětu, popřípadě bez případné interpunkce

	3	Nákladní tank otevřený s pojistkou proti prošlehnutí plamene
	4	Nákladní tank otevřený
Sloupec (8)		„Typ nákladního tanku“
		Obsahuje informace o typu nákladního tanku:
	1	Nezávislý nákladní tank
	2	Integrovaný nákladní tank
	3	Stěna nákladního tanku není obšívka
Sloupec (9)		„Vybavení nákladního tanku“
		Obsahuje informace o vybavení nákladního tanku:
	1	Chladicí zařízení
	2	Možnost zahřátí nákladu
	3	Postřikovací zařízení
	4	Lodní systém pro zahřátí nákladu
Sloupec (10)		„Otevírací tlak přetlakového ventilu/vysokorychlostního ventilu v kPa“
		Obsahuje informace týkající se otevíracího tlaku přetlakového ventilu/vysokorychlostního ventilu v kPa.
Sloupec (11)		„Maximální přípustný stupeň plnění v %“
		Obsahuje informace týkající se maximálního přípustného stupně plnění nákladních tanků v procentech.
Sloupec (12)		„Relativní hustota při 20 °C“
		Obsahuje informace týkající se relativní hustoty látky při 20 °C. Údaje o hustotě mají jen informativní charakter.
Sloupec (13)		„Druh odběrného zařízení“
		Obsahuje informace k předepsanému druhu odběrného zařízení.
	1	Uzavřené odběrné zařízení
	2	Částečně uzavřené odběrné zařízení
	3	Otevřené zařízení
Sloupec (14)		„Povolený prostor s čerpadly pod palubou“
		Obsahuje vyjádření, zda je povolen prostor s čerpadly pod palubou:
	Ano	čerpadlový prostor pod palubou je povolen
	Ne	čerpadlový prostor pod palubou není povolen
Sloupec (15)		„Teplotní třída“
		Obsahuje teplotní třídu látky.

Sloupec (16)	<p>„Skupina výbušnosti“</p> <p>Obsahuje skupinu výbušnosti látky.</p> <p>Údaje v závorkách udávají podskupiny, skupiny výbušnosti II B pro volbu odpovídajících systémů autonomní ochrany (zařízení proti prošlehnutí plamene, podtlakové ventily, přetlakové ventily/vysokorychlostní ventily a zařízení pro bezpečné snížení tlaku nákladních tanků s integrovaným svazkem zařízení proti prošlehnutí plamene).</p> <p><b>POZNÁMKA:</b>  <i>Pokud jsou pro skupinu výbušnosti II B využívány systémy autonomní ochrany, smějí být přepravovány produkty ve skupině výbušnosti II A nebo II B, včetně podskupin II B3, II B2 a II B1.</i></p> <p><i>Pokud jsou pro skupinu výbušnosti II B3 využívány systémy autonomní ochrany, smějí být přepravovány produkty v podskupinách výbušnosti II B3, II B2 a II B1 nebo ve skupině výbušnosti II A.</i></p> <p><i>Pokud jsou pro skupinu výbušnosti II B2 využívány systémy autonomní ochrany, smějí být přepravovány produkty v podskupinách výbušnosti II B2 a II B1 nebo ve skupině výbušnosti II A.</i></p> <p><i>Pokud jsou pro skupinu výbušnosti II B1 využívány systémy autonomní ochrany, smějí být přepravovány produkty v podskupině výbušnosti II B1 nebo ve skupině výbušnosti II A.</i></p>
Sloupec (17)	<p>„Zajištění proti explozi nutné“</p> <p>Obsahuje informaci k zajištění proti explozím.</p> <p>Ano      zajištění proti explozi je nutné</p> <p>Ne        zajištění proti explozi není nutné</p>
Sloupec (18)	<p>„Požadované vybavení“</p> <p>Tento sloupec obsahuje alfanumerické kódy pro vybavení plavidla vyžadované pro přepravu nebezpečné látky (viz 8.1.5).</p>
Sloupec (19)	<p>„Počet modrých kuželů/světél“</p> <p>Tento sloupec obsahuje počet kuželů/světél, které by měly tvořit označení plavidla během přepravy této nebezpečné látky nebo předmětu.</p>
Sloupec (20)	<p>„Dodatečné požadavky/poznámky“</p> <p>Tento sloupec obsahuje dodatečné požadavky/poznámky použitelné na plavidla.</p> <p>Dodatečné požadavky nebo poznámky jsou:</p> <ol style="list-style-type: none"> <li>Čpavek bezvodý může v systémech nákladových nádob a procesních systémech, které jsou vyrobeny z uhlíkomanganové nebo niklové oceli, způsobovat koroze trhlin, způsobených pnutí.</li> </ol> <p>Aby se riziko vzniku koroze trhlin, způsobených pnutí, udrželo, pokud možno co nejmenší, je třeba provést následně uvedená opatření:</p> <ol style="list-style-type: none"> <li>Pokud se používá uhlíkomanganová ocel, je třeba nákladní tanky, procesní tlakové nádoby a potrubní rozvody nákladu vyrobit z jemnozrnné oceli s minimální jmenovitou mezí pružnosti ne menší než 355 N/mm<sup>2</sup>. Aktuální mez pružnosti nesmí překročit 440 N/mm<sup>2</sup>. Dále je třeba</li> </ol>

provést jedno z následujících konstrukčních nebo provozních opatření:

- .1 Je třeba použít materiál s nízkou pevností v tahu ( $R_m < 410 \text{ N/mm}^2$ ); nebo
  - .2 nákladní tanky atd. musí po svařování být podrobeny tepelné úpravě za účelem odstranění pnutí; nebo
  - .3 přepravní teplota má být zvláště udržována těsně u teploty odpařování nákladu  $-33^\circ\text{C}$ , ale v žádném případě ne při teplotě vyšší než  $-20^\circ\text{C}$ ; nebo
  - .4 čpavek nesmí obsahovat méně než 0,1 % hm. vody.
- (b) Pokud jsou používány uhlíkomanganové oceli s vyšší mezí pružnosti, než je uvedeno v bodě a), je třeba vyrobené tanky, části potrubních rozvodů atd. po svařování podrobit tepelné úpravě za účelem snížení pnutí.
  - (c) Procesní tlakové nádoby a potrubní systémy kondenzační části zařízení pro chlazení nákladu, která sestávají z uhlíkomanganových nebo niklových ocelí, je třeba po svařování podrobit tepelné úpravě za účelem odstranění pnutí.
  - (d) Mez pružnosti a pevnost v tahu u přídavných materiálů pro svařování smějí odpovídat hodnoty materiálu tanků a potrubních systémů překročit jen o nejnižší možnou míru.
  - (e) Niklové oceli s obsahem niklu více než 5 % a uhlíkomanganové oceli, které nesplňují požadavky podle a) a b), nesmí být používány pro nádoby určené pro náklad a systém potrubních rozvodů pro přepravu této látky.
  - (f) Niklové oceli s obsahem niklu ne více než 5 % smějí být používány, pokud přepravní teplota se nachází v rámci v bodě a) uvedených mezí.
  - (g) Obsah kyslíku, rozpuštěného ve čpavku, nesmí překročit hodnotu, uvedenou v tabulce.

Teplota v $^\circ\text{C}$	$\text{O}_2$ v %
- 30 a níže	0,90
- 20	0,50
- 10	0,28
0	0,16
10	0,10
20	0,05
30	0,03

2. Z nákladních tanků a příslušných potrubních rozvodů musí před naložkou být dostatečným způsobem pomocí inertního plynu odstraněn a následně zamezen přístup vzduchu (viz také 7.2.4.18).
3. Je třeba provést opatření k zajištění stavu, že náklad je dostatečně stabilizován, aby se v kterémkoliv okamžiku cesty zamezilo vzniku reakce. Přepravní dokument musí obsahovat následující dodatečné údaje:
  - (a) Označení a množství přidaného stabilizátoru;



(b) Datum, kdy byl stabilizátor přimísen, a očekávaná doba účinnosti za normálních podmínek;

(c) Teplotní hranice, které stabilizátor ovlivňují.

Pokud je stabilizace docílena jen zakrytím inertním plynem, musí být v přepravním dokumentu uvedeno jen označení inertního plynu.

Pokud je stabilizace docílena jiným opatřením, např. zvláštní čistotou výrobku, musí toto opatření být v přepravním dokumentu uvedeno.

4. Látka nesmí ztuhnout; přepravní teplota musí být udržována nad bodem tání. Pokud je zapotřebí zařízení pro ohřev nákladu, musí toto být provedeno tak, aby v každé části nákladního tanku byla vyloučena možnost polymerizace v důsledku přehřátí. Pokud by teplota parních topných hadů mohla způsobit přehřátí, je třeba zabudovat nepřímé topné systémy s nízkými teplotami.

5. Tato látka může zanášet odvodušňovací potrubí a jeho armatury nebo příslušenství nákladních tanků. Musí být zajištěno pečlivé sledování.

Pokud je pro přepravu této látky vyžadováno uzavřené tankové plavidlo a je nutná ochrana proti výbuchu nebo pokud je látka, pro kterou je nutná ochrana proti výbuchu, přepravována v uzavřeném tankovém plavidle, musí být tankové plavidlo v souladu s 9.3.2.22.4. nebo 9.3.3.22.4 nebo musí sběrné plynové potrubí odpovídat bodu 9.3.2.22.5 (a) nebo 9.3.2.22.5 (b) nebo 9.3.3.22.5 (a) nebo 9.3.3.22.5 (b).

Tento požadavek neplatí, pokud jsou nákladní tanky a odpovídající potrubí inertizovány v souladu s 7.2.4.18.

6. Navíc v případě přepravy v uzavřeném tankovém plavidle musí být sběrné plynové potrubí, pojistné ventily a pojistky proti prošlehnutí plamene ohřívatelé.

Při venkovních teplotách nižších nebo rovnajících se teplotám uvedeným ve sloupci (20), smí být látka přepravována pouze v tankových plavidlech vybavených možností ohřevu nákladu.

Teplota sběrného plynového potrubí, pojistných ventilů a pojistek proti prošlehnutí plamene musí být udržována minimálně nad bodem tání látky.

7. Pokud je pro přepravu této látky zapotřebí uzavřené tankové plavidlo nebo pokud je tato látka v uzavřeném tankovém plavidle přepravována, musí být odvodušňovací potrubí, pojistné ventily a pojistky proti prošlehnutí plamene ohřívatelé.

Teplota sběrného plynového potrubí, pojistných ventilů a pojistek proti prošlehnutí plamene musí být udržována minimálně nad bodem tání látky.

8. Dvojitě boky, dvojitá dna a topné hady nesmí obsahovat žádnou vodu.

9. (a) Během cesty je třeba ve zbytkovém volném prostoru nad hladinou kapaliny udržovat vrstvu inertního plynu.

(b) Nakládací a větrací potrubí musí být nezávislé na nakládacích a větracích potrubích, používaných pro jiné náklady.

- (c) Bezpečnostní ventily musí být z nekorodující oceli.

10. (Vyhrazeno)

11. (a) Pro nákladní tanky a nakládací a vykládací potrubí nesmějí být používány nekorodující oceli typu 416 a 442 a litina.

- (b) Náklad smí být vykládán pouze ponornými čerpadly nebo tlakovým vyprazdňováním pomocí interního plynu. Každé čerpadlo musí být uzpůsobeno tak, aby se látka nijak významně nezahřála, pokud tlakové potrubí čerpadla je uzavřeno nebo jiným způsobem blokováno.

- (c) Náklad musí být chlazen a udržován při teplotách do 30 °C.

- (d) Bezpečnostní ventily musí být nastaveny na tlak ne méně než 550 kPa (5,5 barů) přetlaku. Maximální nastavený tlak musí být zvláště povolen.

- (e) Během cesty musí volný prostor nad nákladem být zakryt dusíkem. Musí být nainstalován systém automatického zásobení dusíkem, aby vnitřní přetlak v nákladním tanku neklesl pod 7 kPa (0,07 barů), pokud se teplota nákladu vlivem vnějších teplot nebo jiným vlivem sníží. K zabezpečení automatické úpravy tlaku se musí na plavidle nacházet dostatečné množství dusíku. Pro zakrytí nákladu je zapotřebí dusík s obvyklým stupněm čistoty 99,9 obj. %. Baterie lahví s dusíkem, které jsou redukčním tlakovým ventilem spojené s nákladními tanky, lze v této souvislosti považovat za „automatické“.

Potřebná pokrývka z dusíku musí být provedena tak, že koncentrace dusíku ve vzdušném prostoru nákladního tanku v žádném okamžiku není menší než 45 %.

- (f) Před nakládkou a dokud nákladní tank tuto látku obsahuje v kapalném nebo plynném formě, musí být nákladní tank inertizován dusíkem.

- (g) Postřikové zařízení musí být vybaveno dálkově ovládanými armaturami, které v kormidelně nebo jestliže existuje kontrolní místnost, mohou být z těchto ovládány.

- (h) Musí být zřízeno předávací zařízení, aby se umožnilo nouzové předání oxidu etylénu v případě nekontrolované samovolné reakce.

12. (a) Látky nesmí obsahovat acetylen.

- (b) Dokud nebylo provedeno důkladné vyčištění nákladních tanků, nesmějí tyto látky být přepravovány v nákladních tancích, které jako jeden z předchozích nákladů obsahovaly látky, které jsou známy jako katalyzátory polymerizace, jako:

- .1 anorganické kyseliny (např. kyselina sírová, kyselina solná, kyselina dusičná);
- .2 organické kyseliny a anhydridy kyselin (např. kyselina mravenčí, kyselina octová);
- .3 kyseliny halogenkarboxylové (např. kyselina chloroctová);

- .4 kyseliny sulfonové (např. kyselina benzosulfonová);
  - .5 žíravé alkalické sloučeniny (např. hydroxid sodný, hydroxid draselný);
  - .6 čpavek a jeho roztoky;
  - .7 aminy a jejich roztoky;
  - .8 oxidující látky.
- (c) Před nakládkou musí nákladní tanky být důkladně a účinně vyčištěné, aby se z nákladních tanků a příslušných potrubních rozvodů odstranily všechny předchozí náklady, pokud bezprostředně předtím náklad nesestával z propylenoxidu nebo směsi z etylenoxidu a propylenoxidu. Zvláště pečlivě je třeba postupovat, jestliže byl předtím přepravován čpavek v nákladních tancích z jiných než nekorodujících ocelí.
- (d) Ve všech případech musí být účinnost čistících postupů pro nákladní tanky a příslušné potrubní rozvody zkontrolována vhodným způsobem nebo prohlídkou, aby se zajistilo, že nezbydou žádné stopy látek, obsahujících kyseliny nebo alkalické prvky, které by společně s těmito látkami mohly vést k ohrožení.
- (e) Do nákladních tanků musí být před každým naložením těchto látek vstoupeno za účelem kontroly, aby se zajistilo, že nedochází ke kontaminaci, silným usazeninám nebo viditelným strukturálním vadám.
- Jsou-li tyto nákladní tanky namontovány v tankových plavidlech typu C, s konstrukcí nákladního tanku 1 a nákladním tankem typu 1 a jsou-li pro tyto látky v nepřetržitém provozu, musí být tyto inspekce prováděny v intervalech nejvýše dvou a půl roku.
- Jsou-li tyto nákladní tanky namontovány v tankových plavidlech typu G s konstrukcí nákladního tanku 1 a nákladním tankem typu 1 a jsou-li pro tyto látky v nepřetržitém provozu, musí být tyto inspekce prováděny během pravidelných prohlídek za účelem obnovení osvědčení o schválení podle 1.16.10.
- (f) Nákladní tanky, které tyto látky obsahovaly, smějí být používány pro jiné náklady teprve po důkladném vyčištění nákladních tanků a příslušných potrubních rozvodů mytím nebo vypláchnutím inertním plynem.
- (g) Tyto náklady musí být nakládány a vykládány tak, aby bylo vyloučeno odvětrání nákladních prostor do atmosféry. Pokud během nakládky je prováděno zpětné odvádění plynu směrem k zařízení na břehu, musí systém odvádějící plyn, který je spojen s nákladním tankem, být nezávislý na všech ostatních nákladních tancích.
- (h) Během procesů vykládky musí být v nákladním tanku udržován tlak ve výši více než 7 kPa (0,07 barů).

- (i) Náklad smí být vykládán pouze prostřednictvím ponorných čerpadel nebo hydraulicky poháněných podvodních čerpadel nebo prostřednictvím tlakového odčerpávání inertním plynem. Každé čerpadlo musí být uzpůsobeno tak, aby se látka význačně nezahřívala, pokud čerpací zařízení je uzavřeno nebo jiným způsobem blokováno.
- (j) Nákladní tanky, ve kterých jsou tyto látky přepravovány, musí být odvětrány zařízením, nezávislým na ostatních nákladních tancích, ve kterých jsou přepravovány jiné látky.
- (k) Hadice sestavené pro nakládku a vykládku musí být označeny následovně:

**„Pouze pro překlad alkylenu“**

- (l) *(Vyhrazeno)*
- (m) Je třeba zajistit, aby do nakládacích čerpadel a nakládacích a vykládacích potrubí nemohl vniknout vzduch, pokud systém obsahuje tyto látky.
- (n) Před uvolněním břehových přípojek musí být vhodnými uzavíracími armaturami na břehové přípojce odstraněn tlak v potrubích, kterými se rozvádí kapaliny a plyny. Kapaliny a výpady z těchto potrubí nesmějí uniknout do atmosféry.
- (o) Nakládací a vykládací systém pro nákladní tanky, které mají být naloženy těmito látkami, musí být oddělen od nakládacích a vykládacích systémů jiných nákladních tanků, včetně tanků, které nejsou naloženy. Pokud nakládací a vykládací systém nákladních tanků, které mají být naloženy, není nezávislý, musí požadované oddělení být provedeno vyjmutím mezikusů, uzavíracích armatur nebo jiných částí potrubních systémů a zabudováním záslepek na těchto místech. Potřebné oddělení se týká potrubí, rozvádějících kapaliny a plyny a všech ostatních možných spojení jako např. společného zásobovacího potrubí pro inertní plyn.
- (p) Tyto látky smějí být přepravovány pouze podle plánů nakládky, schválených příslušným úřadem.

Každé plánované uložení nákladu musí být vyznačeno ve zvláštním plánu nakládky. V plánech nakládky musí být uvedeny systémy nakládacích a vykládacích potrubí a místo pro umístění potřebných záslepek, kterými jsou splněny shora uvedené požadavky ohledně oddělení potrubí. Jedno vyhotovení schváleného plánu nakládky se musí nacházet na plavidle. V lodním osvědčení musí být odkaz na schválené plány nakládky.

- (q) Před každou nakládkou těchto látek a před každou opětovnou přepravou musí odborník, schválený příslušným úřadem osvědčit, že bylo provedeno potřebné oddělení potrubí; toto osvědčení se musí nacházet na plavidle. Každé spojení mezi záslepkou a přírubou potrubního systému musí být odpovědnou osobou opatřeno drátkem a plombou, aby nebylo možné neúmyslně zásleпку odstranit.

(r) Během cesty musí volný prostor nad nákladem být zakryt dusíkem. Musí být nainstalován systém automatického zásobení dusíkem, aby vnitřní přetlak v nákladním tanku neklesl pod 7 kPa (0,07 bar), pokud se teplota nákladu vlivem vnějších teplot nebo jiným vlivem sníží. K zabezpečení automatické úpravy tlaku se musí na plavidle nacházet dostatečné množství dusíku. Pro zakrytí nákladu je zapotřebí dusík s obvyklým stupněm čistoty (99,9 obj. %). Baterie lahví s dusíkem, které jsou redukčním tlakovým ventilem spojené s nákladními tanky, lze v této souvislosti považovat za „automatické“.

(s) Prostor nákladních tanků, ve kterém se nachází výpary, musí před a po každé nakládce být zkontrolován, aby se zajistilo, zda obsah kyslíku činí 2 obj. % nebo méně.

(t) Míra nakládky

Míra nakládky ( $L_R$ ) nákladního tanku nesmí překročit následující hodnotu:

$$L_R = 3600 \times U/t \text{ (m}^3/\text{h)}$$

Přičemž:

U = volný objem ( $\text{m}^3$ ) při stupni plnění, při kterém sepne pojistka proti přeplnění;

t = doba (s), která je zapotřebí pro sepnutí pojistky proti přeplnění až do úplného ukončení toku nákladu do nákladního tanku;

Doba je soumou jednotlivých časů, které jsou zapotřebí k provedení postupných opatření, např. doba reakce obslužného personálu, doba vypnutí čerpadel a doba uzavření uzavíracích armatur;

Míra nakládky musí zohlednit také projektový tlak potrubního systému.

13. Pokud nejsou přidávány žádné nebo nedostatečné stabilizátory, nesmí obsah kyslíku v plynné fázi být vyšší než 0,1 %. V nákladních tankách musí být kdykoliv udržován přetlak. To platí také pro jízdu s balastem nebo prázdnou jízdu s nevyčištěnými nákladními tanky.

14. Následující látky nesmějí být přepravovány plavidlem typu N:

- látky, jejichž zápalná teplota je  $\leq 200^\circ\text{C}$
- látky s bodem vzplanutí  $< 23^\circ\text{C}$  a rozsahem výbušnosti  $> 15$  procentních bodů;
- směsi, které obsahují halogenované uhlovodíky
- směsi, které obsahují více než 10 % benzenu
- látky a směsi, které jsou přepravovány stabilizované.

15. Je třeba zajistit, aby příslušný náklad nemohly znečistit alkalické nebo kyselé látky, jako louh sodný nebo kyselina sírová.

16. Pokud místním přílišným oteplením nákladu v nákladním tanku nebo příslušném potrubním systému existuje možnost nebezpečné reakce, jako např. polymerizace, rozpad, termická nestabilita nebo vznik plynů, musí být tento náklad nakládán a přepravován dostatečně odděleně od ostatních látek, jejichž teplota stačí k tomu,

aby byla takováto reakce vyvolána. Topné hady v nákladních tancích, ve kterých je přepravován tento náklad, musí být zaslepeny přírubou nebo zabezpečeny stejně hodnotným zařízením.

17. Bod tání nákladu musí být uveden v přepravním dokladu.
18. *(Vyhrazeno)*
19. Je třeba zajistit, aby se tento náklad nedostal do styku s vodou. Dále platí tato ustanovení:

Náklad nesmí být přepravován v nákladních tancích, které hraničí se zbytkovými tanky nebo nákladovými tanky, ve kterých se nachází balastní voda, odpadní voda nebo jiný náklad, obsahující vodu. Čerpadla, potrubní rozvody nebo větrací potrubí, které jsou na takového tanky napojovány, musí být odděleny od odpovídajících zařízení těch nákladních tanků, které tento náklad obsahují. Potrubní rozvody ze zbytkových tanků nebo potrubí pro balastní vodu nesmějí být vedeny nákladními tanky, které tento náklad obsahují, pokud nejsou položeny v potrubní šachtě.

20. Ve sloupci 20 uvedená nejvyšší možná přepravní teplota nesmí být překročena.
21. *(Vyhrazeno)*
22. Hustota nákladu musí být uvedena v přepravním dokladu.
23. Při vnitřním přetlaku v tanku ve výši 40 kPa (0,4 baru) musí zařízení pro měření přetlaku vyvolat signál tohoto zařízení. Postřikovací zařízení musí být okamžitě uvedeno do provozu a zůstat tak dlouho v činnosti, dokud vnitřní přetlak v tanku neklesne pod 30 kPa (0,3 baru).
24. Látky s bodem vzplanutí nad 60 °C, které jsou předány k přepravě nebo přepravovány zahřáté na mezní oblast 15 K pod bodem vzplanutí, musí být přepravovány za podmínek čísla látky 9001.
25. Pro přepravu těchto látek smí být použit nákladní tank typu 3, jestliže konstrukce byla schválena uznávanou klasifikační společností výslovně pro maximální přepravní teplotu.
26. Pro přepravu těchto látek smí být použit nákladní tank typu 2, jestliže konstrukce byla schválena uznávanou klasifikační společností výslovně pro maximální přepravní teplotu.
27. Platí předpisy podle 3.1.2.8.1.
28. (a) Při přepravě UN 2448 SÍRA, ROZTAVENÁ, musí nucené větrání nákladních tanků být uvedeno do provozu nejpozději při koncentraci hydrogen sulfidu ve výši 1,0 obj. %.
- (b) Jestliže při přepravě UN 2448 SÍRA, ROZTAVENÁ, stoupne koncentrace hydrogen sulfidu v nákladních tancích nad 1,85 %, musí velitel plavidla neprodleně informovat nejbližší příslušný úřad.

Pokud lze z významného zvýšení koncentrace sirovodíku v úložném prostoru odvodit únik síry, musí nákladní tanky v co nejkratším termínu být vyloženy. Nový náklad smí být naložen teprve po opětovné prohlídce úřadem, který vystavil lodní osvědčení.

- (c) Měřením musí být možné zjistit při přepravě UN 2448 SÍRA, ROZTAVENÁ, koncentrace ve volném prostoru nákladních tanků a koncentrace kyslíčnicku siřičitého a sirovodíku v úložných prostorech.
  - (d) V odstavci c) požadované měření je třeba provést jednou za osm hodin. Výsledky těchto měření je třeba uchovat v písemné formě.
29. Pokud ve sloupci (2) jsou uvedeny údaje o tlaku páry a/nebo bodu varu, musí být oficiální označení v přepravním dokladu doplněno odpovídajícím způsobem. Např.
- UN 1224 KETONY, J.N.  
110 kPa < pD50 ≤ 174 kPa nebo
- UN 2929 LÁTKA TOXICKÁ, KAPALNÁ, HOŘLAVÁ, ORGANICKÁ, J.N.,  
bod varu ≤ 60 °C
30. Při přepravě těchto látek smí být v úložných prostorech plavidla typu N otevřená pomocná zařízení.
31. Při přepravě těchto látek musí být loď vybavena rychlouzavíracím ventilem přímo na břehové přípojce.
32. Při přepravě této látky platí následné doplňující požadavky:
- (a) Nákladní tanky musí být zvnějšku vybavené obtížně vznítitelnou izolací. Tato izolace musí být dostatečně odolná proti nárazům a otřesům. Na palubě musí tato izolace být chráněna krytem.  
  
Teplota nesmí na vnější straně izolace překročit 70 °C.
  - (b) Úložné prostory musí na větracích otvorech být vybavené přípojkami pro zapojení nuceného větrání.
  - (c) Nákladní tanky musí být vybaveny zařízením pro nucené větrání, které během všech přepravních podmínek udržuje koncentraci sirovodíku nad hladinou kapaliny pod 1,85 obj.%.  
  
Zařízení k větrání musí být uzpůsobena tak, aby se zamezilo usazování přepravovaných látek.  
  
Odvětrávací potrubí musí být uspořádáno tak, aby se zamezilo ohrožení osob.
  - (d) Nákladní tanky a úložné prostory musí být vybaveny otvory a potrubím pro odběr vzorků plynu.
  - (e) Otvory nákladních tanků musí být v takové výši, aby při výchylce plavidla kolem příčné osy o 2° a náklonu plavidla o 10° nemohla vytékat síra. Pro každý otvor nákladního prostoru musí existovat možnost uzavření, která je připevněna trvale.  
  
Jedno z těchto uzavíracích zařízení se musí otevřít při nepatrném přetlaku v nákladním tanku.
  - (f) Nakládací a vykládací potrubí musí být dostatečně izolované. Musí být možné je vytápět.

- (g) Prostředek přenosu tepla musí být uzpůsoben tak, že při jeho vytečení do nákladního tanku nelze očekávat nebezpečnou reakci se sirou.

33. Při přepravě této látky platí tyto dodatečné požadavky:

**Stavební předpisy:**

- (a) Roztoky peroxidu vodíku smějí být přepravovány pouze v nákladních tancích s ponornými čerpadly.
- (b) Nákladní tanky a příslušná zařízení musí být vyrobeny z masivní nekorodující oceli druhu, který je vhodný pro roztoky peroxidu vodíku (např. 304, 304L, 316, 316L nebo 316 Ti). Všechny nekovové materiály systému nádob pro náklad jednak nesmějí být napadeny roztoky peroxidu vodíku a jednak nesmí podporovat rozklad látky.
- (c) Do nákladních tanků se přímo pod palubu a na dno instalují teplotní čidla. Zařízení dálkové signalizace a stálé kontroly teplot je třeba instalovat v kormidelně.
- (d) Do prázdných prostor, které hraničí s nákladními tanky, musí být instalovány napevno přístroje, kontrolující obsah kyslíku (nebo potrubí pro odběr vzorků plynů), aby mohly být zjištěny v případě netěsnosti. Je třeba dbát na zvýšené nebezpečí zápalnosti zvyšováním obsahu kyslíku. Přístroje dálkové signalizace, zařízení k neustálé kontrole (pokud jsou používána potrubí pro odběr vzorků plynu, stačí přerušovaná kontrola) jakož optické a akustické signály, podobně jako signály pro měření teploty, je třeba také instalovat v kormidelně. Optické a akustické signály musí být spuštěny, jestliže koncentrace kyslíku v těchto prázdných prostorech překročí 30 obj. %. Je třeba mít k dispozici ještě dva přenosné přístroje k měření kyslíku.
- (e) Větrací a odvětrávací zařízení nákladních tanků, vybavené filtry, musí být vybavena podtlakovými/ přetlakovými ventily pro uzavřené větrání jakož nouzovým odvětrávacím zařízením pro případ, že tlak v nákladním tanku se rychle zvyšuje jako důsledek nekontrolovatelného rozkladu, jak je uvedeno v písm. m). Tyto větrací a odvětrávací systémy je třeba konstrukčně provést tak, aby do nákladních tanků nemohla proniknout voda. Při dimenzování nouzového odvětrávacího zařízení je třeba zohlednit projektový tlak a velikost nákladních tanků.
- (f) Je třeba pamatovat na pevně nainstalované postřikové zařízení, aby bylo možné na palubu vyteklé koncentrované roztoky peroxidu vodíku rozředit a umýt. Plocha, kterou lze proudem vody zasáhnout, musí zahrnovat jak břehové přípojky, tak i palubu nákladních tanků, které jsou určeny pro přepravu roztoků peroxidu vodíku.

Přitom musí být splněny minimálně následující podmínky:

- .1 Musí být možné látku během 5 minut po vytečení na palubu rozředit z původní koncentrace na 35 %.
- .2 Je třeba zjistit množství vytečené látky a odhadnout množství na palubě při zohlednění nejvyššího možného nakládacího a vykládacího množství, doby, která je zapotřebí k zastavení úniku nákladu v případě přetečení nebo závady



v sestavených potrubních systémech nebo hadicích jakož doby, která je zapotřebí, než se po signalizaci v kontrolní nakládací stanici nebo v kormidelně začne s rozřezáváním.

- (g) Výstupní otvory přetlakových ventilů se musí nacházet minimálně 2,0 metry nad lávkou, pokud jejich odstup k lávce je menší než 4,0 metry.
- (h) U každého nakládacího čerpadla musí být instalován teplotní čidlo k přenosu teploty nákladu při vykládce za účelem zjištění přehřátí následkem poruchy čerpadla.

#### Provozní předpisy:

##### Dopravce

- (i) Roztoky peroxidu vodíku smějí být přepravovány pouze v nákladních tancích, ze kterých byly v písmenu (j) popsáným postupem pečlivě a účinně odstraněny zbytky dřívějších nákladů a jejich výparů nebo balastní vody a nákladní tanky byly pasivovány. Potvrzení o dodržení postupů podle písmena (j) se musí nacházet na plavidle.

Zvláštní péče je v této souvislosti potřebná k zajištění bezpečné přepravy roztoků peroxidu vodíku:

- .1 pokud je přepravován roztok peroxidu vodíku, nesmějí být současně přepravovány jiné náklady.
  - .2 Nákladní tanky, ve kterých byly přepravovány roztoky peroxidu vodíku, smějí po vyčištění k tomuto příslušnými úřady schválenými osobami nebo firmami, být používány pro jiné náklady.
  - .3 Při konstrukci nákladních tanků je třeba dohlédnout na, pokud možno malý počet vestaveb do nákladních tanků, volný odtok, zamezení neprůchozích prostor a dobré možnosti provádění prohlídek.
- (j) Postup pro prohlídku, čištění, pasivaci a nákladu nákladního tanku pro přepravu roztoků peroxidu vodíku v koncentracích 8 až 60 %, ve kterých byly přepraveny jiné látky.

Nákladní tanky, ve kterých byly přepravovány jiné náklady než roztoky peroxidu vodíku, musí před opětovným použitím pro přepravu roztoků peroxidu vodíku být prohlédnuty, vyčištěny a pasivovány. V bodech 1. až 7. popsané postupy pro prohlídku a vyčištění platí pro nákladní tanky z nekorodující oceli. Postupy pro pasivaci nekorodující oceli jsou popsány v bodě 8. Pokud není uvedeno nic jiného, platí opatření pro nákladní tanky a veškeré příslušné vybavení přicházející do kontaktu s jiným nákladem.

- .1 Po vyložení předchozího nákladu musí nákladní tanky být zbaveny plynu a prohlédnuty ohledně zbytků, okují a rzi.
- .2 Nákladní tanky a příslušné vybavení musí být umyty čistou, filtrovanou vodou. Použitá voda musí mít kvalitu minimálně pitné vody s nízkým obsahem chlóru.

- .3 Stopy zbytků a výparů předchozího nákladu je třeba odstranit vypařováním nákladních tanků a příslušného zařízení.
- .4 Nákladní tanky a zařízení je třeba opětovně umýt čistou vodou v kvalitě, uvedené v bodě 2 a vysušit filtrovaným vzduchem bez olejových příměsí.
- .5 Je třeba odebrat vzorky z atmosféry nákladních tanků, v těchto se zkontrolují organické páry a koncentrace kyslíku.
- .6 Nákladní prostory se opětovně prohlédnou ohledně zbytků předchozích nákladů, okují a rzi a zápachu po předchozím nákladu.
- .7 Pokud prohlídky a měření prokáží existenci zbytků předchozích nákladů nebo jejich výparů, musí se postupy dle bodů 2. až 4. opakovat.
- .8 Nákladní tanky a příslušné vybavení z nerezavějící oceli, které obsahovaly jiný náklad než roztoky peroxidu vodíku nebo byly opravovány, musí být bez ohledu na předchozí pasivaci dle následně uvedeného postupu vyčištěny nebo pasivovány:
  - .8.1 Nové svary a jiné opravené části musí být vyčištěny a opracovány nekorodujícím ocelovým kartáčem, dlátem, smirkovým papírem a leštidlem. Drsné povrchy je třeba uhladit; následně vyleštit.
  - .8.2 Mastné a olejové zbytky je třeba odstranit pomocí vhodných organických rozpouštědel nebo roztoků čistících prostředků ve vodě. Je třeba zamezit použití prostředků, obsahujících chlór, protože tyto mohou nebezpečně omezit pasivaci.
  - .8.3 Zbytky odmašťovadel je třeba odstranit a následně umýt vodou.
- (k) Během překlada roztoků peroxidu vodíku je třeba příslušný potrubní systém oddělit od ostatních systémů. Nakládací a vykládací potrubí, které jsou používány pro překlad roztoků peroxidu vodíku, musí být označené následovně:

„Pouze pro překlad peroxidu vodíku“
- (l) Pokud teplota v nákladních tancích překročí 35 °C, musí v kormidelně zaznít optické a akustické signály.

**Velitel plavidla**

- (m) Pokud dojde ke zvýšení teploty o více než 4 °C za 2 hodiny a jestliže teplota v nákladním tanku překročí 40 °C, musí se velitel plavidla spojit přímo s odesilatelem, aby mohl přijmout případná opatření.

**Plnič**

- (n) Roztoky peroxidu vodíku musí být stabilizovány, aby se zamezilo rozkladu. Výrobce musí vystavit potvrzení o stabilizaci, která se musí nacházet na plavidle, a z kterého vyplývá následující:
- .1 Datum přidání stabilizátoru a doba účinnosti;
  - .2 Opatření pro případ, že se látka během cesty stane nestabilní.
- (o) Smějí být přepravovány pouze takové roztoky peroxidu vodíku, které při 25 °C vykazují stupeň rozpadu nejvýše 1,0 % ročně. Veliteli plavidla musí být předáno potvrzení od plnitele, ze kterého vyplývá, že tato látka odpovídá této podmínce a které se musí nacházet na plavidle. Na plavidle se musí nacházet pověřená osoba výrobce, aby dohlédla na nakládku a mohla kontrolovat stabilitu roztoku peroxidu vodíku. Musí veliteli plavidla potvrdit, že náklad byl naložen ve stabilním stavu.
34. V případě přepravy v tankovém plavidle typu N, příruby a ucpávky nakládacího a vykládacího potrubí musí být při přepravách v tankových plavidlech vybaveny ochranným zařízením proti postřiku.
35. Pro tuto látku je přípustný pouze nepřímý systém chlazení nákladu. Přímé nebo kombinované systémy nejsou dovoleny.
36. Spojena s poznámkou 35.
37. Při přepravě této látky musí být systém nákladních tanků způsobilý vydržet tlak par nákladu při vyšší teplotě okolního prostředí, nezávisle od toho, jaký systém se použije pro manipulaci s odpařováním.
38. Pro počáteční bod varu nad 60 °C a pod nebo nejvýše 85 °C, jak je určen podle ASTM D 86-01, jsou platné podmínky přepravy totožné s podmínkami přepravy stanovenými pro počáteční bod varu pod nebo nejvýše 60 °C.
39. (a) Těsnění, otvory, uzavírací zařízení a ostatní technické vybavení musí být takového druhu, aby nemohlo dojít k jakémukoliv úniku oxidu uhličitého během normálních přepravních operací (chlazení, štěpení materiálů, zmrazování přípojek, odtokové otvory atd.).
- (b) Nakládací teplota (v nakládací stanici) musí být uvedena v přepravním dokladu.
- (c) Měřicí přístroj kyslíku se musí nacházet na palubě společně s návodem k použití, kterému je schopna porozumět každá osoba na palubě. Měřicí přístroj kyslíku musí být použit jako testovací zařízení, pokud se vstupuje do nákladních prostor, prostor s čerpadly, oblastí nízké položených a pokud jsou práce prováděny na palubě.
- (d) Při vstupu do obytných prostor a jiných míst, kde se posádka může zdržovat, musí být umístěn měřicí přístroj, který umožňuje signalizaci, pokud úroveň kyslíku je příliš nízká nebo úroveň oxidu uhličitého je příliš vysoká.

(e) Nakládací teplota (stanovená po nakládce) a maximální trvání cesty musí být uvedena v přepravním dokladu.

40. *(Vypuštěno)*

41. n-BUTYLBENZEN je přiřazen k položce UN číslo 2709 BUTYLBENZENY (n-BUTYLBENZENY).

42. Nakládání hluboce zchlazených zkapalněných plynů má být prováděno tak, aby nedocházelo k nežádoucím změnám teploty v nákladních tancích, potrubním vedení nebo jakémkoliv přídavném zařízení. Při určování udržovací doby (jak je popsáno v 7.2.4.16.17), by mělo být zajištěno, že stupeň plnění nepřesáhne 98 %, aby se předešlo otevření pojistných ventilů v době, kdy je plyn v plně kapalném stavu. Za použití přepravních podmínek pro hluboce zchlazené zkapalněné plyny v souladu s bodem 9.3.1.24.1 (b) nebo 9.3.1.24.1 (c), se chladicí systém nedoporučuje.

43. Může být, že směs byla klasifikována jako látka plovoucí na hladině jako preventivní opatření, neboť některé z jejích složek splňují platná kritéria.

44. Látka se k této položce přiřadí pouze tehdy, pokud existují naměřené údaje nebo ověřené informace v souladu s normou IEC 60079-20-1 nebo rovnocennou, která umožňuje zařazení do podskupiny II B3 skupiny výbušnosti II B.

### 3.2.3.2

### Tabulka C

(1)	(2)	(3a)	(3b)	(4)	(5)	(6)	(7)	(8)	(9)	(10)	(11)	(12)	(13)	(14)	(15)	(16)	(17)	(18)	(19)	(20)
UN číslo	Pojmenování a popis	Třída	Klasifikační kód	Obalová skupina	Nebezpečí	Typ tankového plavidla	Stav nákladních tanků	Typ nákladního tanku	Vybavení nákladního tanku	Otevírací tlak přetlakového ventilu/vysokorychlostního odvzdušňovacího ventilu, v kPa	Maximální přípustný stupeň plnění v %	Relativní hustota při 20 °C	Druh zkušebního odběrového zařízení	Povolný prostor s čerpadly pod palubou	Teplotní třída	Skupina výbušnosti	Zajištění proti explozi nutné	Požadované vybavení	Počet kuželů/světél	Dodatečné požadavky, poznámky
1005	AMONIAK (ČPAVEK), BEZVODÝ	2	2TC		2.3+8+2.1+N1	G	1 1	3			91		1	ne	T1 <sup>(2)</sup>	II A	ano	PP, EP, EX, TOX, A	2	1; 2; 31
1010	1,2-BUTADIENY, STABILIZOVANÉ	2	2F		2.1+nest.	G	1 1				91		1	ne	T2 <sup>(2)</sup>	II B <sup>(4)</sup>	ano	PP, EX, A	1	2; 3; 31
1010	1,3-BUTADIENY, STABILIZOVANÉ	2	2F		2.1.+nest.+ CMR	G	1 1				91		1	ne	T2 <sup>(2)</sup>	II B <sup>(4)</sup> (II B2 <sup>(4)</sup> )	ano	PP, EP, EX, TOX, A	1	2; 3; 31
1010	BUTADIENY, STABILIZOVANÉ nebo BUTADIENY, SMES S UHLOVODÍKY, STABILIZOVANÁ, které mají při 70 °C tenzi par nepřesahující 1,1 MPa (11 bar) a jejichž hustota při 50 °C není nižší než 0,525 kg/l (obsahující méně než 0,1 % 1,3-butadienu)	2	2F		2.1+nest.	G	1 1				91		1	ne	T2 <sup>(2)</sup>	II B <sup>(4)</sup> (II B2 <sup>(4)</sup> )	ano	PP, EX, A	1	2; 3; 31
1010	BUTADIENY, STABILIZOVANÉ nebo BUTADIENY, SMES S UHLOVODÍKY, STABILIZOVANÁ, které mají při 70 °C tenzi par nepřesahující 1,1 MPa (11 bar) a jejichž hustota při 50 °C není nižší než 0,525 kg/l, (obsahující 0,1 % nebo více 1,3-butadienu)	2	2F		2.1+nest.+ CMR	G	1 1				91		1	ne	T2 <sup>(2)</sup>	II B <sup>(4)</sup> (II B2 <sup>(4)</sup> )	ano	PP, EP, EX, TOX, A	1	2; 3; 31

(1)	(2)	(3a)	(3b)	(4)	(5)	(6)	(7)	(8)	(9)	(10)	(11)	(12)	(13)	(14)	(15)	(16)	(17)	(18)	(19)	(20)
UN číslo	Pojmenování a popis	Třída	Klasifikační kód	Obalová skupina	Nebezpečí	Typ tankového plavidla	Stav nákladních tanků	Typ nákladního tanku	Vybavení nákladního tanku	Otevírací tlak přetlakového ventilu/vysokorychlostního odvzdušňovacího ventilu, v kPa	Maximální přípustný stupeň plnění v %	Relativní hustota při 20 °C	Druh zkušebního odběrového zařízení	Povolný prostor s čerpadly pod palubou	Teplotní třída	Skupina výbušnosti	Zajištění proti explozi nutné	Požadované vybavení	Počet kuželů/světél	Dodatečné požadavky, poznámky
1011	BUTAN (obsahující méně než 0,1 % 1,3-butadienu)	2	2F		2.1	G	1 1	1			91		1	ne	T <sub>2</sub> <sup>(2)</sup>	II A	ano	PP, EX, A	1	2; 31
1011	BUTAN (obsahující 0,1 % nebo více 1,3-butadienu)	2	2F		2.1+CMR	G	1 1	1			91		1	ne	T <sub>2</sub> <sup>(2)</sup>	II A	ano	PP, EP, EX, TOX, A	1	2; 31
1012	1-BUTEN	2	2F		2.1	G	1 1	1			91		1	ne	T <sub>2</sub> <sup>(2)</sup>	II A	ano	PP, EX, A	1	2; 31
1020	CHLORPENTAFLUORETHAN (PLYN JAKO CHLADICÍ PROSTŘEDEK R 115)	2	2A		2.2	G	1 1	1			91		1	ne			ne	PP	0	31
1030	1,1-DIFLUORETHAN (PLYN JAKO CHLADICÍ PROSTŘEDEK R 152a)	2	2F		2.1	G	1 1	1			91		1	ne	T <sub>1</sub> <sup>(2)</sup>	II A	ano	PP, EX, A	1	2; 31
1033	DIMETHYLETER	2	2F		2.1	G	1 1	1			91		1	ne	T <sub>3</sub>	II B (II B2)	ano	PP, EX, A	1	2; 31
1038	ETHYLEN, HLUBOCE ZCHLAZENÝ, KAPALNÝ	2	3F		2.1	G	1 1	1			95		1	ne	T <sub>1</sub> <sup>(2)</sup>	II B (II B3)	ano	PP, EX, A	1	2; 31; 42
1040	ETHYLENOXID S DUSÍKEM, až do nejvýše přípustného celkového tlaku 1 MPa (10 bar) při 50 °C	2	2TF		2.3+2.1	G	1 1	1			91		1	ne	T <sub>2</sub> <sup>(2)</sup>	II B (II B3)	ano	PP, EP, EX, TOX, A	2	2; 3; 11; 31; 35
1055	ISOBUTEN	2	2F		2.1	G	1 1	1			91		1	ne	T <sub>2</sub> <sup>(1); 12)</sup>	II A	ano	PP, EX, A	1	2; 31
1063	CHLORMETHAN (METHYLCHLORID) (PLYN JAKO CHLADICÍ PROSTŘEDEK R 40)	2	2F		2.1	G	1 1	1			91		1	ne	T <sub>1</sub> <sup>(2)</sup>	II A	ano	PP, EX, A	1	2; 31

(1)	(2)	(3a)	(3b)	(4)	(5)	(6)	(7)	(8)	(9)	(10)	(11)	(12)	(13)	(14)	(15)	(16)	(17)	(18)	(19)	(20)
UN číslo	Pojmenování a popis	Třída	Klasifikační kód	Obalová skupina	Nebezpečí	Typ tankového plavidla	Stav nákladních tanků	Typ nákladního tanku	Vybavení nákladního tanku	Otevírací tlak přetlakového ventilu/vysokorychlostního odvětrávacího ventilu, v kPa	Maximální přípustný stupeň plnění v %	Relativní hustota při 20 °C	Druh zkušebního odběrového zařízení	Povolný prostor s čerpadly pod palubou	Teplotní třída	Skupina výbušnosti	Zajištění proti explozi nutné	Požadované vybavení	Počet kuželů/světél	Dodatečné požadavky, poznámky
1077	PROPEN	2	2F		2.1	G	1 1	1			91		1	ne	T1 <sup>(2)</sup>	II A	ano	PP, EX, A	1	2; 31
1083	TRIMETHYLAMIN, BEZVODÝ	2	2F		2.1	G	1 1	1			91		1	ne	T4	II A	ano	PP, EX, A	1	2; 31
1086	VINYLCHELORID, STABILIZOVANÝ	2	2F		2.1+nest.	G	1 1	1			91		1	ne	T2 <sup>(2)</sup>	II A	ano	PP, EX, A	1	2; 3; 13; 31
1088	ACETAL	3	F1	II	3	N	2 2	2		10	97	0.83	3	ano	T3	II B <sup>(4)</sup>	ano	PP, EX, A	1	
1089	ACETALDEHYD (ethanal)	3	F1	I	3+N3	C	1 1	1			95	0.78	1	ano	T4	II A	ano	PP, EX, A	1	35
1090	ACETON	3	F1	II	3	N	2 2	2		10	97	0.79	3	ano	T1 <sup>(2)</sup>	II A	ano	PP, EX, A	1	
1092	AKROLEIN, STABILIZOVANÝ	6.1	TF1	I	6.1+3+nest.+ N1	C	2 2	3	3	50	95	0.84	1	ne	T3 <sup>(2)</sup>	II B (II B3)	ano	PP, EP, EX, TOX, A	2	2; 3; 5; 23
1093	AKRYLONITRIL, STABILIZOVANÝ	3	FT1	I	3+6.1+nest.+ N2+CMR	C	2 2	3	3	50	95	0.8	1	ne	T1 <sup>(2)</sup>	II B (II B2)	ano	PP, EP, EX, TOX, A	2	3; 5; 23
1098	ALLYALKOHOL	6.1	TF1	I	6.1+3+N1	C	2 2	2		40	95	0.85	1	ne	T2 <sup>(2)</sup>	II B (II B3)	ano	PP, EP, EX, TOX, A	2	
1100	ALLYLCHELORID	3	FT1	I	3+6.1+N1	C	2 2	3	3	50	95	0.94	1	ne	T2 <sup>(2)</sup>	II A	ano	PP, EP, EX, TOX, A	2	23
1105	PENTANOLY (n-PENTANOL)	3	F1	III	3	N	3 2				97	0.81	3	ano	T2 <sup>(2)</sup>	II A	ano	PP, EX, A	0	
1106	AMYLAMIN (n-AMYLAMIN)	3	FC	II	3+8	C	2 2	2		40	95	0.76	2	ano	T4 <sup>(3)</sup>	II A <sup>(7)</sup>	ano	PP, EP, EX, A	1	

(1)	(2)	(3a)	(3b)	(4)	(5)	(6)	(7)	(8)	(9)	(10)	(11)	(12)	(13)	(14)	(15)	(16)	(17)	(18)	(19)	(20)
UN číslo	Pojmenování a popis	Třída	Klasifikační kód	Obalová skupina	Nebezpečí	Typ tankového plavidla	Stav nákladních tanků	Typ nákladního tanku	Vybavení nákladního tanku	Otevírací tlak přetlakového ventilu/vysokorychlostního odvětrávacího ventilu, v kPa	Maximální přípustný stupeň plnění v %	Relativní hustota při 20 °C	Druh zkušebního odběrového zařízení	Povolný prostor s čerpadly pod palubou	Teplotní třída	Skupina výbušnosti	Zajištění proti explozi nutné	Požadované vybavení	Počet kuželů/světél	Dodatečné požadavky, poznámky
1107	AMYLCHLORID (1-CHLORPENTAN)	3	F1	II	3	C	2 2			40	95	0.88	2	ano	T3	II A	ano	PP, EX, A	1	
1107	AMYLCHLORID (1-CHLOR-3-METHYLBUTAN)	3	F1	II	3	C	2 2			45	95	0.89	2	ano	T3	II A	ano	PP, EX, A	1	
1107	AMYLCHLORID (2-CHLOR-2-METHYLBUTAN)	3	F1	II	3	C	2 2			50	95	0.87	2	ano	T2 <sup>(12)</sup>	II A	ano	PP, EX, A	1	
1107	AMYLCHLORID (1-CHLOR-2,2-DIMETHYLPROPAN)	3	F1	II	3	C	2 2			50	95	0.87	2	ano	T3 <sup>(2)</sup>	II A	ano	PP, EX, A	1	
1107	AMYLCHLORID	3	F1	II	3	C	1 1				95	0.9	1	ano	T3 <sup>(2)</sup>	II A	ano	PP, EX, A	1	27
1108	1-PENTEN (n-AMYLEN)	3	F1	I	3+N3	N	1 1				97	0.64	1	ano	T3	II B <sup>(4)</sup>	ano	PP, EX, A	1	
1114	BENZEN	3	F1	II	3+N3+CMR	C	2 2 3			50	95	0.88	2	ano	T1 <sup>(12)</sup>	II A	ano	PP, EP, EX, TOX, A	1	6: +10 °C; 17: 23
1120	BUTANOLY (terc-BUTYLALKOHOL)	3	F1	II	3	N	2 2 2			10	97	0.79	3	ano	T1 <sup>(12)</sup>	II A <sup>(7)</sup>	ano	PP, EX, A	1	7: 17
1120	BUTANOLY (sek-BUTYLALKOHOL)	3	F1	III	3	N	3 2				97	0.81	3	ano	T2 <sup>(12)</sup>	II A	ano	PP, EX, A	0	
1120	BUTANOLY (n-BUTYLALKOHOL)	3	F1	III	3	N	3 2				97	0.81	3	ano	T2 <sup>(12)</sup>	II B (II B2)	ano	PP, EX, A	0	
1123	BUTYLACETÁTY (sek-BUTYLACETAT)	3	F1	II	3	N	2 2			10	97	0.86	3	ano	T2 <sup>(12)</sup>	II A <sup>(7)</sup>	ano	PP, EX, A	1	
1123	BUTYLACETÁTY (n-BUTYLACETAT)	3	F1	III	3+N3	N	3 2				97	0.86	3	ano	T2 <sup>(12)</sup>	II A	ano	PP, EX, A	0	



(1)	(2)	(3a)	(3b)	(4)	(5)	(6)	(7)	(8)	(9)	(10)	(11)	(12)	(13)	(14)	(15)	(16)	(17)	(18)	(19)	(20)
UN číslo	Pojmenování a popis	Třída	Klasifikační kód	Obalová skupina	Nebezpečí	Typ tankového plavidla	Stav nákladních tanků	Typ nákladního tanku	Vybavení nákladního tanku	Otevírací tlak přetlakového ventilu/vysokorychlostního odvzdušňovacího ventilu, v kPa	Maximální přípustný stupeň plnění v %	Relativní hustota při 20 °C	Druh zkušebního odběrového zařízení	Povolný prostor s čerpadly pod palubou	Teplotní třída	Skupina výbušnosti	Zajištění proti explozi nutné	Požadované vybavení	Počet kuželů/světél	Dodatečné požadavky, poznámky
1125	n-BUTYLAMIN	3	FC	II	3+8+N3	C	2 2	3	3	50	95	0.75	2	ano	T2 <sup>(2)</sup>	II A	ano	PP, EP, EX, A	1	23
1127	CHLORBUTANY (1-CHLORBUTAN)	3	F1	II	3	C	2 2	3	3	50	95	0.89	2	ano	T3	II A	ano	PP, EX, A	1	23
1127	CHLORBUTANY (2-CHLORBUTAN)	3	F1	II	3	C	2 2	3	3	50	95	0.87	2	ano	T3	II A	ano	PP, EX, A	1	23
1127	CHLORBUTANY (1-CHLOR-2-METHYLPROPAN)	3	F1	II	3	C	2 2	3	3	50	95	0.88	2	ano	T3	II A	ano	PP, EX, A	1	23
1127	CHLORBUTANY (2-CHLOR-2-METHYLPROPAN)	3	F1	II	3	C	2 2	3	3	50	95	0.84	2	ano	T1 <sup>(2)</sup>	II A	ano	PP, EX, A	1	23
1127	CHLORBUTANY	3	F1	II	3	C	1 1				95	0.89	1	ano	T4 <sup>(3)</sup>	II A	ano	PP, EX, A	1	27
1129	BUTYRALDEHYD (n-BUTYRALDEHYD)	3	F1	II	3+N3	C	2 2	3	3	50	95	0.8	2	ano	T4	II A	ano	PP, EX, A	1	15; 23
1131	SIROUHLÍK	3	FT1	I	3+6.1+N2	C	2 2	3	3	50	95	1.26	1	ne	T6	II C	ano	PP, EP, EX, TOX, A	2	2; 9; 23
1134	CHLORBENZEN (fenylochlorid)	3	F1	III	3+N2+S	C	2 2			30	95	1.11	2	ano	T1 <sup>(2)</sup>	II A <sup>(8)</sup>	ano	PP, EX, A	0	
1135	ETHYLENCHLORHYDRIN (2-CHLOROETHANOL)	6.1	TF1	I	6.1+3+N3	C	2 2			30	95	1.21	1	ne	T2 <sup>(2)</sup>	II A <sup>(8)</sup>	ano	PP, EP, EX, TOX, A	2	
1143	KROTONALDEHYD, STABILIZOVANÝ	6.1	TF1	I	6.1+3+nešt.+ N1	C	2 2			40	95	0.85	1	ne	T3	II B (II B2)	ano	PP, EP, EX, TOX, A	2	3; 5; 15
1145	CYKLOHEXAN	3	F1	II	3+N1	C	2 2	3	3	50	95	0.78	2	ano	T3	II A	ano	PP, EX, A	1	6: +11 °C; 17

(1)	(2)	(3a)	(3b)	(4)	(5)	(6)	(7)	(8)	(9)	(10)	(11)	(12)	(13)	(14)	(15)	(16)	(17)	(18)	(19)	(20)
UN číslo	Pojmenování a popis	Třída	Klasifikační kód	Obalová skupina	Nebezpečí	Typ tankového plavidla	Stav nákladních tanků	Typ nákladního tanku	Vybavení nákladního tanku	Otevírací tlak přetlakového ventilu/vysokorychlostního odvzdušňovacího ventilu, v kPa	Maximální přípustný stupeň plnění v %	Relativní hustota při 20 °C	Druh zkušebního odběrového zařízení	Povolný prostor s čerpadly pod palubou	Teplotní třída	Skupina výbušnosti	Zajištění proti explozi nutné	Požadované vybavení	Počet kuželů/světél	Dodatečné požadavky, poznámky
1146	CYKLOPENTAN	3	F1	II	3+N2	N	2 3	3		10	97	0,75	3	ano	T <sub>2</sub> <sup>(2)</sup>	II A	ano	PP, EX, A	1	
1148	DIACETONALKOHOL	3	F1	III	3	N	3 2				97	0,93	3	ano	T <sub>1</sub> <sup>(2)</sup>	II A	ano	PP, EX, A	0	
1150	1,2-DICHLORETHYLEN (cis-1,2-DICHLORETHYLEN)	3	F1	II	3+N2	C	2 2	3		50	95	1,28	2	ano	T <sub>2</sub> <sup>(1), (2)</sup>	II A	ano	PP, EX, A	1	23
1150	1,2-DICHLORETHYLEN (trans-1,2-DICHLORETHYLEN)	3	F1	II	3+N2	C	2 2	3		50	95	1,26	2	ano	T <sub>2</sub> <sup>(2)</sup>	II A	ano	PP, EX, A	1	23
1153	ETHYLENGLYKOLDIETHYLETHER	3	F1	III	3	N	3 2				97	0,84	3	ano	T <sub>4</sub>	II B (II B2)	ano	PP, EX, A	0	
1154	DIETHYLAMIN	3	FC	II	3+8+N3	C	2 2	3		50	95	0,7	2	ano	T <sub>2</sub> <sup>(2)</sup>	II A	ano	PP, EP, EX, A	1	23
1155	DIETHYLETHER	3	F1	I	3	C	1 1				95	0,71	1	ano	T <sub>4</sub>	II B (II B1)	ano	PP, EX, A	1	
1157	DIISOBUTYLKETON	3	F1	III	3+N3+F	N	3 3				97	0,81	3	ano	T <sub>2</sub> <sup>(2)</sup>	II B <sup>(4)</sup>	ano	PP, EX, A	0	
1159	DIISOPROPYLETHER	3	F1	II	3+N2	C	2 2	3		50	95	0,72	2	ano	T <sub>2</sub> <sup>(2)</sup>	II A	ano	PP, EX, A	1	
1160	DIMETHYLAMIN, VODNÝ ROZTOK	3	FC	II	3+8+N3	C	2 2	3		50	95	0,82	2	ano	T <sub>2</sub> <sup>(2)</sup>	II A	ano	PP, EP, EX, A	1	23
1163	DIMETHYLHYDRAZIN, ASYMETRICKÝ	6.1	TFC	I	6.1+3+8+N2+ CMR	C	2 2	3		50	95	0,78	1	ne	T <sub>3</sub>	II B (II B1)	ano	PP, EP, EX, TOX, A	2	23

(1)	(2)	(3a)	(3b)	(4)	(5)	(6)	(7)	(8)	(9)	(10)	(11)	(12)	(13)	(14)	(15)	(16)	(17)	(18)	(19)	(20)
UN číslo	Pojmenování a popis	Třída	Klasifikační kód	Obalová skupina	Nebezpečí	Typ tankového plavidla	Stav nákladních tanků	Typ nákladního tanku	Vybavení nákladního tanku	Otevírací tlak přetlakového ventilu/vysokorychlostního odvětrávacího ventilu, v kPa	Maximální přípustný stupeň plnění v %	Relativní hustota při 20 °C	Druh zkušebního odběrového zařízení	Povolný prostor s čerpadly pod palubou	Teplotní třída	Skupina výbušnosti	Zajištění proti explozi nutné	Požadované vybavení	Počet kuželů/světél	Dodatečné požadavky, poznámky
1165	DIOXAN	3	F1	II	3	N	2 2	2		10	97	1.03	3	ano	T2 <sup>(2)</sup>	II B (II B3)	ano	PP, EX, A	1	6: +14 °C; 17
1167	DIVINYLETHER, STABILIZOVANÝ	3	F1	I	3+nest.	C	1 1	1			95	0.77	1	ano	T2 <sup>(2)</sup>	II B	ano	PP, EX, A	1	2; 3
1170	ETHANOL (ETHYLALKOHOL) nebo ETHANOL ROZTOK (ETHYL ALKOHOL ROZTOK) vodný roztok s více než 70 % (obj.) alkoholu	3	F1	II	3	N	2 2	2		10	97	0.79 - 0.87	3	ano	T2 <sup>(2)</sup>	II B (II B1)	ano	PP, EX, A	1	
1170	ETHANOL, ROZTOK (ETHYLALKOHOL, ROZTOK), vodný roztok s více než 24 % (obj.) a nejvýše 70 % (obj.) alkoholu	3	F1	III	3	N	3 2	2			97	0.87 - 0.96	3	ano	T2 <sup>(2)</sup>	II B (II B1 <sup>4</sup> )	ano	PP, EX, A	0	
1171	ETHYLENGLYKOLMONOETHYL ETHER	3	F1	III	3+CMR	N	2 3	3	3	10	97	0.93	3	ano	T3	II B (II B2)	ano	PP, EP, EX, TOX, A	0	
1172	ETHYLENGLYKOLMONOETHYL ETHERACETÁT	3	F1	III	3+N3+CMR	N	2 3	3	3	10	97	0.98	3	ano	T2 <sup>(2)</sup>	II A	ano	PP, EP, EX, TOX, A	0	
1173	ETHYLACETÁT	3	F1	II	3	N	2 2	2		10	97	0.9	3	ano	T1 <sup>(2)</sup>	II A	ano	PP, EX, A	1	
1175	ETHYLBENZEN	3	F1	II	3+N3	N	2 2	2		10	97	0.87	3	ano	T2 <sup>(2)</sup>	II A	ano	PP, EX, A	1	
1177	2-ETHYLBUTYLACETÁT	3	F1	III	3	N	3 2	2			97	0.88	3	ano	T3	II A <sup>(7)</sup>	ano	PP, EX, A	0	

(1)	(2)	(3a)	(3b)	(4)	(5)	(6)	(7)	(8)	(9)	(10)	(11)	(12)	(13)	(14)	(15)	(16)	(17)	(18)	(19)	(20)
UN číslo	Pojmenování a popis	Třída	Klasifikační kód	Obalová skupina	Nebezpečí	Typ tankového plavidla	Stav nákladních tanků	Typ nákladního tanku	Vybavení nákladního tanku	Otevírací tlak přetlakového ventilu/vysokorychlostního odvzdušňovacího ventilu, v kPa	Maximální přípustný stupeň plnění v %	Relativní hustota při 20 °C	Druh zkušebního odběrového zařízení	Povolný prostor s čerpadly pod palubou	Teplotní třída	Skupina výbušnosti	Zajištění proti explozi nutné	Požadované vybavení	Počet kuželů/světél	Dodatečné požadavky, poznámky
1179	ETHYLBUTYLETHER (ETHYL terc-BUTYLETHER)	3	F1	II	3+N3	N	2 2	2		10	97	0.74	3	ano	T2 <sup>(2)</sup>	II B <sup>(4)</sup>	ano	PP, EX, A	1	
1184	ETHYLEN-DICHLORID (1,2-dichlorethan)	3	FT1	II	3+6.1+CMR	C	2 2	2		50	95	1.25	2	ne	T2 <sup>(2)</sup>	II A	ano	PP, EP, EX, TOX, A	2	
1188	ETHYLENGLYKOLMONOMETHYL ETHER	3	F1	III	3+CMR	N	2 3	3		10	97	0.97	3	ano	T3	II B (II B2)	ano	PP, EP, EX, TOX, A	0	
1191	OKTYLALDEHYD (2-ETHYLCAPRONALDEHYD)	3	F1	III	3+N3+F	C	2 2	2		30	95	0.82	2	ano	T4	II A <sup>(7)</sup>	ano	PP, EX, A	0	
1191	OKTYLALDEHYD (n-OKTYLALDEHYD)	3	F1	III	3+N3+F	N	3 3				97	0.82	3	ano	T3	II A	ano	PP, EX, A	0	
1193	ETHYLMETHYLKETON (METHYLETHYLKETON)	3	F1	II	3	N	2 2	2		10	97	0.8	3	ano	T1 <sup>(2)</sup>	II A	ano	PP, EX, A	1	
1198	FORMALDEHYD, ROZTOK, HOŘLAVÝ	3	FC	III	3+8+N3	N	3 2				97	1.09	3	ano	T2 <sup>(2)</sup>	II B	ano	PP, EP, EX, A	0	34
1199	FURALDEHYD (a-FURALDEHYD) nebo FURFURALDEHYD (a-FURFURALDEHYD)	6.1	TF1	II	6.1+3	C	2 2	2		25	95	1.16	2	ne	T3 <sup>(2)</sup>	II B (II B1)	ano	PP, EP, EX, TOX, A	2	15
1202	PALIVO PRO VZNETOVÉ MOTORY nebo OLEJ PLYNOVÝ nebo OLEJ TOPNÝ, LEHKÝ, s bodem vzplanutí nižším než 60 °C	3	F1	III	3+(N1, N2, N3, CMR, F nebo S)	*	*	*	*	*	*	< 0,85	*	ano			ne	*	0	*viz. 3.2.3.3

(1)	(2)	(3a)	(3b)	(4)	(5)	(6)	(7)	(8)	(9)	(10)	(11)	(12)	(13)	(14)	(15)	(16)	(17)	(18)	(19)	(20)
UN číslo	Pojmenování a popis	Třída	Klasifikační kód	Obalová skupina	Nebezpečí	Typ tankového plavidla	Stav nákladních tanků	Typ nákladního tanku	Vybavení nákladního tanku	Otevírací tlak přetlakového ventilu/vysokorychlostního odvzdušňovacího ventilu, v kPa	Maximální přípustný stupeň plnění v %	Relativní hustota při 20 °C	Druh zkušebního odběrového zařízení	Povolný prostor s čerpadly pod palubou	Teplotní třída	Skupina výbušnosti	Zajištění proti explozi nutné	Požadované vybavení	Počet kuželů/světél	Dodatečné požadavky, poznámky
1202	PALIVO PRO VZŇETOVÉ MOTORY nebo NAFTA MOTOROVÁ, vyhovující normě EN 590:2013 + A1:2017 nebo OLEJ PLYNOVÝ nebo OLEJ TOPNÝ, LEHKÝ, s bodem vzplanutí, specifikovaným v normě EN 590:2013 + A1:2017	3	F1	III	3+N2+F	N	4	3			97	0,82 - 0,85	3	ano			ne	PP	0	
1202	PALIVO PRO VZŇETOVÉ MOTORY nebo OLEJ PLYNOVÝ nebo OLEJ TOPNÝ, LEHKÝ, s bodem vzplanutí více než 60 °C ale méně než 100 °C	3	F1	III	3+(N1, N2, N3, CMR, F nebo S)	N	*	*	*	*	*	< 1,1	*	ano			ne	*	0	*viz. 3.2.3.3
1203	BENZÍN nebo PALIVO PRO ZÁŽEHOVÉ MOTORY	3	F1	II	3+N2+CMR+F	C	2	3	3	10	97	0,68 - 0,72 <sup>(10)</sup>	3	ano	T3	II A	ano	PP, EP, EX, TOX, A	1	
1203	BENZÍN nebo PALIVO PRO ZÁŽEHOVÉ MOTORY, S VÍCE NEŽ 10 % BEZENU	3	F1	II	3+N2+CMR+F	C	*	*	*	*	*		*	ano	T3	II A	ano	*	1	*viz. 3.2.3.3
1203	BENZÍN nebo PALIVO PRO ZÁŽEHOVÉ MOTORY, S VÍCE NEŽ 10 % BEZENU, BOD VARU NEJVÝŠE 60 °C	3	F1	II	3+N2+CMR+F	C	1	1			95		1	ano	T3	II A	ano	PP, EP, EX, TOX, A	1	29
1203	BENZÍN nebo PALIVO PRO ZÁŽEHOVÉ MOTORY, S VÍCE NEŽ 10 % BEZENU, BOD VARU VÍCE NEŽ 60 °C, ALE NEJVÝŠE 85 °C	3	F1	II	3+N2+CMR+F	C	2	2	3	50	95		2	ano	T3	II A	ano	PP, EP, EX, TOX, A	1	23; 29

(1)	(2)	(3a)	(3b)	(4)	(5)	(6)	(7)	(8)	(9)	(10)	(11)	(12)	(13)	(14)	(15)	(16)	(17)	(18)	(19)	(20)
UN číslo	Pojmenování a popis	Třída	Klasifikační kód	Obalová skupina	Nebezpečí	Typ tankového plavidla	Stav nákladních tanků	Typ nákladního tanku	Vybavení nákladního tanku	Otevírací tlak přetlakového ventilu/vysokorychlostního odvzdušňovacího ventilu, v kPa	Maximální přípustný stupeň plnění v %	Relativní hustota při 20 °C	Druh zkušebního odběrového zařízení	Povolný prostor s čerpadly pod palubou	Teplotní třída	Skupina výbušnosti	Zajištění proti explozi nutné	Požadované vybavení	Počet kuželů/světél	Dodatečné požadavky, poznámky
1203	BENZÍN nebo PALIVO PRO ZÁŽEHOVÉ MOTORY, S VÍCE NEŽ 10 % BEZENU, BOD VARU VÍCE NEŽ 85 °C, ALE NEJVÝŠE 115 °C	3	F1	II	3+N2+CMR+ F	C	2 2	2		50	95		2	ano	T3	II A	ano	PP, EP, EX, TOX, A	1	29
1203	BENZÍN nebo PALIVO PRO ZÁŽEHOVÉ MOTORY, S VÍCE NEŽ 10 % BEZENU, BOD VARU VÍCE NEŽ 85 °C, ALE NEJVÝŠE 115 °C	3	F1	II	3+N2+CMR+ F	C	2 2	2		35	95		2	ano	T3	II A	ano	PP, EP, EX, TOX, A	1	29
1206	HEPTANY	3	F1	II	3+N1	C	2 2	2 3		50	95	0,67 - 0,70	2	ano	T3	II A	ano	PP, EX, A	1	
1208	HEXANY	3	F1	II	3+N2	N	2 3	3		50	97	0,65 - 0,70	2	ano	T3	II A	ano	PP, EX, A	1	
1212	ISOBUTANOL nebo ISOBUTYLALKOHOL	3	F1	III	3	N	3 2	2			97	0,8	3	ano	T2 <sup>(2)</sup>	II A	ano	PP, EX, A	0	
1213	ISOBUTYLACETÁT	3	F1	II	3+N3	N	2 2	2		10	97	0,87	3	ano	T2 <sup>(2)</sup>	II A <sup>(7)</sup>	ano	PP, EX, A	1	
1214	ISOBUTYLAMIN	3	FC	II	3+8+N3	C	2 2	3		50	95	0,73	2	ano	T2 <sup>(2)</sup>	II A <sup>(7)</sup>	ano	PP, EP, EX, A	1	23
1216	ISOOKTENY	3	F1	II	3+N2	N	2 3	3		10	97	0,73	3	ano	T3	II B <sup>(4)</sup>	ano	PP, EX, A	1	
1218	ISOPREN, STABILIZOVANY	3	F1	I	3+nest.+N2+ CMR	N	1 1	1			95	0,68	1	ano	T3	II B (II B2)	ano	PP, EP, EX, TOX, A	1	2; 3; 5; 16
1219	ISOPROPANOL nebo ISOPROPYLALKOHOL	3	F1	II	3	N	2 2	2		10	97	0,78	3	ano	T2 <sup>(2)</sup>	II A	ano	PP, EX, A	1	

(1)	(2)	(3a)	(3b)	(4)	(5)	(6)	(7)	(8)	(9)	(10)	(11)	(12)	(13)	(14)	(15)	(16)	(17)	(18)	(19)	(20)
UN číslo	Pojmenování a popis	Třída	Klasifikační kód	Obalová skupina	Nebezpečí	Typ tankového plavidla	Stav nákladních tanků	Typ nákladního tanku	Vybavení nákladního tanku	Otevírací tlak přetlakového ventilu/vysokorychlostního odvětrávacího ventilu, v kPa	Maximální přípustný stupeň plnění v %	Relativní hustota při 20 °C	Druh zkušebního odběrového zařízení	Povolný prostor s čerpadly pod palubou	Teplotní třída	Skupina výbušnosti	Zajištění proti explozi nutné	Požadované vybavení	Počet kuželů/světél	Dodatečné požadavky, poznámky
1220	ISOPROPYLACETÁT	3	F1	II	3	N	2 2	2		10	97	0.88	3	ano	T2 <sup>(2)</sup>	II A <sup>(7)</sup>	ano	PP, EX, A	1	
1221	ISOPROPYLAMIN	3	FC	I	3+8+N3	C	1 1	1			95	0.69	1	ano	T2 <sup>(2)</sup>	II A <sup>(7)</sup>	ano	PP, EP, EX, A	1	
1223	PETROLEJ	3	F1	III	3+N2+F	N	3 3	3			97	≤ 0.83	3	ano	T3	II A <sup>(7)</sup>	ano	PP, EX, A	0	14
1224	KETONY, KAPALNÉ, J.N.	3	F1	II	3+(N1, N2, N3, CMR, F nebo S)	*	*	*	*	*	*		*	ano	T4 <sup>(3)</sup>	II B <sup>(4)</sup>	ano	*	1	14; 27; 29 *viz. 3.2.3.3
1224	KETONY, KAPALNÉ, J.N.	3	F1	II	3+(N1, N2, N3, CMR, F nebo S)	*	*	*	*	*	*		*	ano	T4 <sup>(3)</sup>	II B <sup>(4)</sup> (II B3)	ano	*	1	14; 27; 29; 44 *viz 3.2.3.3
1224	KETONY, KAPALNÉ, J.N.	3	F1	III	3+(N1, N2, N3, CMR, F nebo S)	*	*	*	*	*	*		*	ano	T4 <sup>(3)</sup>	II B <sup>(4)</sup>	ano	*	0	14; 27; *viz. 3.2.3.3
1224	KETONY, KAPALNÉ, J.N.	3	F1	III	3+(N1, N2, N3, CMR, F nebo S)	*	*	*	*	*	*		*	ano	T4 <sup>(3)</sup>	II B <sup>(4)</sup> (II B3)	ano	*	0	14; 27; 44 viz 3.2.3.3
1229	MESITYLOXID	3	F1	III	3	N	3 2	2			97	0.85	3	ano	T2 <sup>(2)</sup>	II A	ano	PP, EX, A	0	
1230	METHANOL	3	FT1	II	3+6.1	N	2 2	3		50	95	0.79	2	ano	T2 <sup>(2)</sup>	II A	ano	PP, EP, EX, TOX, A	2	23
1231	METHYLACETÁT	3	F1	II	3	N	2 2	2		10	97	0.93	3	ano	T1 <sup>(2)</sup>	II A	ano	PP, EX, A	1	

(1)	(2)	(3a)	(3b)	(4)	(5)	(6)	(7)	(8)	(9)	(10)	(11)	(12)	(13)	(14)	(15)	(16)	(17)	(18)	(19)	(20)
UN číslo	Pojmenování a popis	Třída	Klasifikační kód	Obalová skupina	Nebezpečí	Typ tankového plavidla	Stav nákladních tanků	Typ nákladního tanku	Vybavení nákladního tanku	Otevírací tlak přetlakového ventilu/vysokorychlostního odvětrávacího ventilu, v kPa	Maximální přípustný stupeň plnění v %	Relativní hustota při 20 °C	Druh zkušebního odběrového zařízení	Povolný prostor s čerpadly pod palubou	Teplotní třída	Skupina výbušnosti	Zajištění proti explozi nutné	Požadované vybavení	Počet kuželů/světél	Dodatečné požadavky, poznámky
1235	METHYLAMIN, VODNÝ ROZTOK	3	FC	II	3+8+N3	C	2 2	2		50	95		2	ano	T <sub>2</sub> <sup>(12)</sup>	II A	ano	PP, EP, EX, A	1	
1243	METHYLFORMIÁT	3	F1	I	3	C	1 1	1			95	0.97	1	ano	T <sub>2</sub> <sup>(12)</sup>	II A	ano	PP, EX, A	1	
1244	METHYLHYDRAZIN	6.1	TFC	I	6.1+3+8	C	2 2	2		45	95	0.88	1	ne	T <sub>4</sub>	II C <sup>(5)</sup>	ano	PP, EP, EX, TOX, A	2	
1245	METHYLISOBUTYLKETON	3	F1	II	3	N	2 2	2		10	97	0.8	3	ano	T <sub>1</sub> <sup>(12)</sup>	II A	ano	PP, EX, A	1	
1247	METHYLMETHAKRYLÁT, MONOMERNÍ, STABILIZOVANÝ	3	F1	II	3+nest.+N3	C	2 2	2		40	95	0.94	1	ano	T <sub>2</sub> <sup>(12)</sup>	II A	ano	PP, EX, A	1	3; 5; 16
1262	OKTANY	3	F1	II	3+N1	C	2 2	2		45	95	0.69 - 0.71	2	ano	T <sub>3</sub>	II A	ano	PP, EX, A	1	
1264	PARALDEHYD	3	F1	III	3	N	3 2	2			97	0.99	3	ano	T <sub>3</sub>	II A <sup>(7)</sup>	ano	PP, EX, A	0	6: +16 °C; 17
1265	PENTANY, kapalné (2-METHYLBUTAN)	3	F1	I	3+N2	N	1 1	1			97	0.62	1	ano	T <sub>2</sub> <sup>(12)</sup>	II A	ano	PP, EX, A	1	
1265	PENTANY, kapalné (n-PENTAN)	3	F1	II	3+N2	N	2 3	3		50	97	0.63	3	ano	T <sub>3</sub>	II A	ano	PP, EX, A	1	
1265	PENTANY, kapalné (n-PENTAN)	3	F1	II	3+N2	N	2 3	3		10	97	0.63	3	ano	T <sub>3</sub>	II A	ano	PP, EX, A	1	
1265	PENTANY, kapalné	3	F1	I	3 + N2	*	*	*	*	*	*	*	*	ano	*	II A	ano	PP, EX, A	1	14 *viz. 3.2.3.3
1265	PENTANY, kapalné	3	F1	II	3 + N2	*	*	*	*	*	*	*	*	ano	*	II A	ano	PP, EX, A	1	14 *viz. 3.2.3.3



(1)	(2)	(3a)	(3b)	(4)	(5)	(6)	(7)	(8)	(9)	(10)	(11)	(12)	(13)	(14)	(15)	(16)	(17)	(18)	(19)	(20)
UN číslo	Pojmenování a popis	Třída	Klasifikační kód	Obalová skupina	Nebezpečí	Typ tankového plavidla	Stav nákladních tanků	Typ nákladního tanku	Vybavení nákladního tanku	Otevírací tlak přetlakového ventilu/vysokorychlostního odvzdušňovacího ventilu, v kPa	Maximální přípustný stupeň plnění v %	Relativní hustota při 20 °C	Druh zkušebního odběrového zařízení	Povolný prostor s čerpadly pod palubou	Teplotní třída	Skupina výbušnosti	Zajištění proti explozi nutné	Požadované vybavení	Počet kuželů/světél	Dodatečné požadavky, poznámky
1267	ROPA SUROVÁ	3	F1	I	3+(N1, N2, N3, CMR, F)	*	*	*	*	*	*		*	ano	T4 <sup>3)</sup>	II B <sup>4)</sup>	ano	*	1	14; *viz 3.2.3.3
1267	ROPA SUROVÁ	3	F1	I	3+(N1, N2, N3, CMR, F)	*	*	*	*	*	*		*	ano	T4 <sup>3)</sup>	II B <sup>4)</sup> (II B3)	ano	*	1	14; 44 *viz 3.2.3.3
1267	ROPA SUROVÁ	3	F1	II	3+(N1, N2, N3, CMR, F)	*	*	*	*	*	*		*	ano	T4 <sup>3)</sup>	II B <sup>4)</sup>	ano	*	1	14; *viz 3.2.3.3
1267	ROPA SUROVÁ	3	F1	II	3+(N1, N2, N3, CMR, F)	*	*	*	*	*	*		*	ano	T4 <sup>3)</sup>	II B <sup>4)</sup> (II B3)	ano	*	1	14; 44 *viz 3.2.3.3
1267	ROPA SUROVÁ	3	F1	III	3+(N1, N2, N3, CMR, F)	*	*	*	*	*	*		*	ano	T4 <sup>3)</sup>	II B <sup>4)</sup>	ano	*	0	14; *viz 3.2.3.3
1267	ROPA SUROVÁ	3	F1	III	3+(N1, N2, N3, CMR, F)	*	*	*	*	*	*		*	ano	T4 <sup>3)</sup>	II B <sup>4)</sup> (II B3)	ano	*	0	14; 44 *viz 3.2.3.3
1267	ROPA SUROVÁ S VÍCE NEŽ 10 % BENZENU	3	F1	I	3+CMR+F+(N1, N2, N3)	C	*	*	*	*	*		*	ano	T4 <sup>3)</sup>	II B <sup>4)</sup>	ano	*	1	*viz 3.2.3.3
1267	ROPA SUROVÁ S VÍCE NEŽ 10 % BENZENU	3	F1	I	3+CMR+F+(N1, N2, N3)	C	*	*	*	*	*		*	ano	T4 <sup>3)</sup>	II B <sup>4)</sup> (II B3)	ano	*	1	44 *viz 3.2.3.3
1267	ROPA SUROVÁ S VÍCE NEŽ 10 % BENZENU	3	F1	II	3+CMR+F+(N1, N2, N3)	C	*	*	*	*	*		*	ano	T4 <sup>3)</sup>	II B <sup>4)</sup>	ano	*	1	*viz 3.2.3.3
1267	ROPA SUROVÁ S VÍCE NEŽ 10 % BENZENU	3	F1	II	3+CMR+F+(N1, N2, N3)	C	*	*	*	*	*		*	ano	T4 <sup>3)</sup>	II B <sup>4)</sup> (II B3)	ano	*	1	44 *viz 3.2.3.3
1267	ROPA SUROVÁ S VÍCE NEŽ 10 % BENZENU	3	F1	III	3+CMR+F+(N1, N2, N3)	C	*	*	*	*	*		*	ano	T4 <sup>3)</sup>	II B <sup>4)</sup>	ano	*	0	*viz 3.2.3.3
1267	ROPA SUROVÁ S VÍCE NEŽ 10 % BENZENU	3	F1	III	3+CMR+F+(N1, N2, N3)	C	*	*	*	*	*		*	ano	T4 <sup>3)</sup>	II B <sup>4)</sup> (II B3)	ano	*	0	44 *viz 3.2.3.3

(1)	(2)	(3a)	(3b)	(4)	(5)	(6)	(7)	(8)	(9)	(10)	(11)	(12)	(13)	(14)	(15)	(16)	(17)	(18)	(19)	(20)
UN číslo	Pojmenování a popis	Třída	Klasifikační kód	Obalová skupina	Nebezpečí	Typ tankového plavidla	Stav nákladních tanků	Typ nákladního tanku	Vybavení nákladního tanku	Otevírací tlak přetlakového ventilu/vysokorychlostního odvětrávacího ventilu, v kPa	Maximální přípustný stupeň plnění v %	Relativní hustota při 20 °C	Druh zkušebního odběrového zařízení	Povolný prostor s čerpadly pod palubou	Teplotní třída	Skupina výbušnosti	Zajištění proti explozi nutné	Požadované vybavení	Počet kuželů/světél	Dodatečné požadavky, poznámky
1267	ROPA SUROVÁ S VÍCE NEŽ 10 % BENZENU, POČÁTEČNÍ BOD VARU ≤ 60 °C	3	F1	I	3+CMR+F+(N) 1, N2, N3	C	1 1	1 1			95		1	ano	T4 <sup>3)</sup>	II B <sup>4)</sup>	ano	PP, EP, EX, TOX, A	1	29; 43
1267	ROPA SUROVÁ S VÍCE NEŽ 10 % BENZENU, POČÁTEČNÍ BOD VARU ≤ 60 °C	3	F1	I	3+CMR+F+(N) 1, N2, N3	C	1 1	1 1			95		1	ano	T4 <sup>3)</sup>	II B <sup>4)</sup> (II B3)	ano	PP, EP, EX, TOX, A	1	29; 43; 44
1267	ROPA SUROVÁ S VÍCE NEŽ 10 % BENZENU, POČÁTEČNÍ BOD VARU ≤ 60 °C	3	F1	II	3+CMR+F+(N) 1, N2, N3	C	1 1	1 1			95		1	ano	T4 <sup>3)</sup>	II B <sup>4)</sup>	ano	PP, EP, EX, TOX, A	1	29
1267	ROPA SUROVÁ S VÍCE NEŽ 10 % BENZENU, POČÁTEČNÍ BOD VARU ≤ 60 °C	3	F1	II	3+CMR+F+(N) 1, N2, N3	C	1 1	1 1			95		1	ano	T4 <sup>3)</sup>	II B <sup>4)</sup> (II B3)	ano	PP, EP, EX, TOX, A	1	29; 44
1267	ROPA SUROVÁ S VÍCE NEŽ 10 % BENZENU, POČÁTEČNÍ BOD VARU ≤ 60 °C	3	F1	III	3+CMR+F+(N) 1, N2, N3	C	1 1	1 1			95		1	ano	T4 <sup>3)</sup>	II B <sup>4)</sup>	ano	PP, EP, EX, TOX, A	0	29
1267	ROPA SUROVÁ S VÍCE NEŽ 10 % BENZENU, POČÁTEČNÍ BOD VARU ≤ 60 °C	3	F1	III	3+CMR+F+(N) 1, N2, N3	C	1 1	1 1			95		1	ano	T4 <sup>3)</sup>	II B <sup>4)</sup> (II B3)	ano	PP, EP, EX, TOX, A	0	29; 44
1267	ROPA SUROVÁ S VÍCE NEŽ 10 % BENZENU, 85 °C < POČÁTEČNÍ BOD VARU ≤ 115 °C	3	F1	II	3+CMR+F+(N) 1, N2, N3	C	2 2	2 2		50	95		2	ano	T4 <sup>3)</sup>	II B <sup>4)</sup>	ano	PP, EP, EX, TOX, A	1	29
1267	ROPA SUROVÁ S VÍCE NEŽ 10 % BENZENU, POČÁTEČNÍ BOD VARU > 115 °C	3	F1	II	3+CMR+F+(N) 1, N2, N3	C	2 2	2 2		35	95		2	ano	T4 <sup>3)</sup>	II B <sup>4)</sup>	ano	PP, EP, EX, TOX, A	1	29

(1)	(2)	(3a)	(3b)	(4)	(5)	(6)	(7)	(8)	(9)	(10)	(11)	(12)	(13)	(14)	(15)	(16)	(17)	(18)	(19)	(20)
UN číslo	Pojmenování a popis				Nebezpečí	Typ tankového plavidla	Stav nákladních tanků	Typ nákladního tanku	Vybavení nákladního tanku	Otevírací tlak přetlakového ventilu/vysokorychlostního odvětrávacího ventilu, v kPa	Maximální přípustný stupeň plnění v %	Relativní hustota při 20 °C	Druh zkušebního odběrového zařízení	Povolný prostor s čerpadly pod palubou	Teplotní třída	Skupina výbušnosti	Zajištění proti explozi nutné	Požadované vybavení	Počet kuželů/světél	Dodatečné požadavky, poznámky
1267	ROPA SUROVÁ S VÍCE NEŽ 10 % BENZENU, 60 °C < POČÁTEČNÍ BOD VARU ≤ 85 °C	3	F1	III	3+CMR+F+(N) 1, N2, N3	C	2	2	3	50	95		2	ano	T4 <sup>3)</sup>	II B <sup>4)</sup>	ano	PP, EP, EX, TOX, A	0	23; 29; 38
1267	ROPA SUROVÁ S VÍCE NEŽ 10 % BENZENU, 60 °C < POČÁTEČNÍ BOD VARU ≤ 85 °C	3	F1	II	3+CMR+F+(N) 1, N2, N3	C	2	2	3	50	95		2	ano	T4 <sup>3)</sup>	II B <sup>4)</sup> (II B3)	ano	PP, EP, EX, TOX, A	1	23; 29; 38; 44
1267	ROPA SUROVÁ S VÍCE NEŽ 10 % BENZENU, 60 °C < POČÁTEČNÍ BOD VARU ≤ 85 °C	3	F1	III	3+CMR+F+(N) 1, N2, N3	C	2	2	3	50	95		2	ano	T4 <sup>3)</sup>	II B <sup>4)</sup> (II B3)	ano	PP, EP, EX, TOX, A	1	23; 29; 38; 44
1267	ROPA SUROVÁ S VÍCE NEŽ 10 % BENZENU, 85 °C < POČÁTEČNÍ BOD VARU ≤ 115 °C	3	F1	II	3+CMR+F+(N) 1, N2, N3	C	2	2		50	95		2	ano	T4 <sup>3)</sup>	II B <sup>4)</sup> (II B3)	ano	PP, EP, EX, TOX, A	1	29; 44
1267	ROPA SUROVÁ S VÍCE NEŽ 10 % BENZENU, 85 °C < POČÁTEČNÍ BOD VARU ≤ 115 °C	3	F1	III	3+CMR+F+(N) 1, N2, N3	C	2	2		50	95		2	ano	T4 <sup>3)</sup>	II B <sup>4)</sup>	ano	PP, EP, EX, TOX, A	0	29
1267	ROPA SUROVÁ S VÍCE NEŽ 10 % BENZENU, POČÁTEČNÍ BOD VARU > 115 °C	3	F1	III	3+CMR+F+(N) 1, N2, N3	C	2	2		35	95		2	ano	T4 <sup>3)</sup>	II B <sup>4)</sup>	ano	PP, EP, EX, TOX, A	0	29
1267	ROPA SUROVÁ S VÍCE NEŽ 10 % BENZENU, 85 °C < POČÁTEČNÍ BOD VARU ≤ 115 °C	3	F1	III	3+CMR+F+(N) 1, N2, N3	C	2	2		50	95		2	ano	T4 <sup>3)</sup>	II B <sup>4)</sup> (II B3)	ano	PP, EP, EX, TOX, A	0	29; 44
1267	ROPA SUROVÁ S VÍCE NEŽ 10 % BENZENU, POČÁTEČNÍ BOD VARU > 115 °C	3	F1	II	3+CMR+F+(N) 1, N2, N3	C	2	2		35	95		2	ano	T4 <sup>3)</sup>	II B <sup>4)</sup> (II B3)	ano	PP, EP, EX, TOX, A	1	29; 44

(1)	(2)	(3a)	(3b)	(4)	(5)	(6)	(7)	(8)	(9)	(10)	(11)	(12)	(13)	(14)	(15)	(16)	(17)	(18)	(19)	(20)
UN číslo	Pojmenování a popis	Třída	Klasifikační kód	Obalová skupina	Nebezpečí	Typ tankového plavidla	Stav nákladních tanků	Typ nákladního tanku	Vybavení nákladního tanku	Otevírací tlak přetlakového ventilu/vysokorychlostního odvzdušňovacího ventilu, v kPa	Maximální přípustný stupeň plnění v %	Relativní hustota při 20 °C	Druh zkušebního odběrového zařízení	Povolný prostor s čerpadly pod palubou	Teplotní třída	Skupina výbušnosti	Zajištění proti explozi nutné	Požadované vybavení	Počet kuželů/světél	Dodatečné požadavky, poznámky
1267	ROPA SUROVÁ S VÍCE NEŽ 10 % BENZENU, POČÁTEČNÍ BOD VARU > 115 °C	3	F1	III	3+CMR+F+(N 1, N2, N3)	C	2	2		35	95		2	ano	T4 <sup>(3)</sup>	II B <sup>(4)</sup> (II B3)	ano	PP, EP, EX, TOX, A	0	29; 44
1268	DESTILÁTY ROPNÉ, J.N. nebo PRODUKTY ROPNÉ, J.N.	3	F1	I	3+(N1, N2, N3, CMR, F)	*	*	*	*	*	*		*	ano	T4 <sup>(3)</sup>	II B <sup>(4)</sup>	ano	*	1	14; 27; *viz 3.2.3.3
1268	DESTILÁTY ROPNÉ, J.N. nebo PRODUKTY ROPNÉ, J.N.	3	F1	I	3+(N1, N2, N3, CMR, F)	*	*	*	*	*	*		*	ano	T4 <sup>(3)</sup>	II B <sup>(4)</sup> (II B3)	ano	*	1	14; 27; 44 *viz 3.2.3.3
1268	DESTILÁTY ROPNÉ, J.N. nebo PRODUKTY ROPNÉ, J.N.	3	F1	II	3+(N1, N2, N3, CMR, F)	*	*	*	*	*	*		*	ano	T4 <sup>(3)</sup>	II B <sup>(4)</sup> (II B3)	ano	*	1	14; 27; 44 *viz 3.2.3.3
1268	DESTILÁTY ROPNÉ, J.N. nebo PRODUKTY ROPNÉ, J.N.	3	F1	III	3+(N1, N2, N3, CMR, F)	*	*	*	*	*	*		*	ano	T4 <sup>(3)</sup>	II B <sup>(4)</sup> (II B3)	ano	*	0	14; 27; 44 *viz 3.2.3.3
1268	DESTILÁTY ROPNÉ, J.N. nebo PRODUKTY ROPNÉ, J.N. S VÍCE NEŽ 10 % BENZENU	3	F1	I	3+CMR+F+(N 1, N2, N3)	C	*	*	*	*	*		*	ano	T4 <sup>(3)</sup>	II B <sup>(4)</sup>	ano	*	1	27 *viz 3.2.3.3
1268	DESTILÁTY ROPNÉ, J.N. nebo PRODUKTY ROPNÉ, J.N. S VÍCE NEŽ 10 % BENZENU	3	F1	I	3+CMR+F+(N 1, N2, N3)	C	*	*	*	*	*		*	ano	T4 <sup>(3)</sup>	II B <sup>(4)</sup> (II B3)	ano	*	1	27; 44 *viz 3.2.3.3
1268	DESTILÁTY ROPNÉ, J.N. nebo PRODUKTY ROPNÉ, J.N. S VÍCE NEŽ 10 % BENZENU	3	F1	II	3+CMR+F+(N 1, N2, N3)	C	*	*	*	*	*		*	ano	T4 <sup>(3)</sup>	II B <sup>(4)</sup>	ano	*	1	27 *viz 3.2.3.3
1268	DESTILÁTY ROPNÉ, J.N. nebo PRODUKTY ROPNÉ, J.N. S VÍCE NEŽ 10 % BENZENU	3	F1	II	3+CMR+F+(N 1, N2, N3)	C	*	*	*	*	*		*	ano	T4 <sup>(3)</sup>	II B <sup>(4)</sup> (II B3)	ano	*	1	27; 44 *viz 3.2.3.3

(1)	(2)	(3a)	(3b)	(4)	(5)	(6)	(7)	(8)	(9)	(10)	(11)	(12)	(13)	(14)	(15)	(16)	(17)	(18)	(19)	(20)
UN číslo	Pojmenování a popis	Třída	Klasifikační kód	Obalová skupina	Nebezpečí	Typ tankového plavidla	Stav nákladních tanků	Typ nákladního tanku	Vybavení nákladního tanku	Otevírací tlak přetlakového ventilu/vysokorychlostního odvětrávacího ventilu, v kPa	Maximální přípustný stupeň plnění v %	Relativní hustota při 20 °C	Druh zkušebního odběrového zařízení	Povolný prostor s čerpadly pod palubou	Teplotní třída	Skupina výbušnosti	Zajištění proti explozi nutné	Požadované vybavení	Počet kuželů/světél	Dodatečné požadavky, poznámky
1268	DESTILÁTY ROPNÉ, J.N. nebo PRODUKTY ROPNÉ, J.N. S VÍCE NEŽ 10 % BENZENU	3	F1	III	3+CMR+F+(N 1, N2, N3)	C	*	*	*	*	*		*	ano	T4 <sup>(3)</sup>	II B <sup>(4)</sup>	ano	*	0	27 *viz 3.2.3.3
1268	DESTILÁTY ROPNÉ, J.N. nebo PRODUKTY ROPNÉ, J.N. S VÍCE NEŽ 10 % BENZENU	3	F1	III	3+CMR+F+(N 1, N2, N3)	C	*	*	*	*	*		*	ano	T4 <sup>(3)</sup>	II B <sup>(4)</sup> (II B3)	ano	*	0	27; 44 *viz 3.2.3.3
1268	DESTILÁTY ROPNÉ, J.N. nebo PRODUKTY ROPNÉ, J.N. S VÍCE NEŽ 10 % BENZENU, POČÁTEČNÍ BOD VARU ≤ 60 °C	3	F1	II	3+CMR+F+(N 1, N2, N3)	C	1	1			95		1	ano	T4 <sup>(3)</sup>	II B <sup>(4)</sup>	ano	PP, EP, EX, TOX, A	1	27; 29
1268	DESTILÁTY ROPNÉ, J.N. nebo PRODUKTY ROPNÉ, J.N. S VÍCE NEŽ 10 % BENZENU, POČÁTEČNÍ BOD VARU ≤ 60 °C	3	F1	I	3+CMR+F+(N 1, N2, N3)	C	1	1			95		1	ano	T4 <sup>(3)</sup>	II B <sup>(4)</sup> (II B3)	ano	PP, EP, EX, TOX, A	1	27; 29; 43; 44
1268	DESTILÁTY ROPNÉ, J.N. nebo PRODUKTY ROPNÉ, J.N. S VÍCE NEŽ 10 % BENZENU, POČÁTEČNÍ BOD VARU ≤ 60 °C	3	F1	II	3+CMR+F+(N 1, N2, N3)	C	1	1			95		1	ano	T4 <sup>(3)</sup>	II B <sup>(4)</sup> (II B3)	ano	PP, EP, EX, TOX, A	1	27; 29; 44
1268	DESTILÁTY ROPNÉ, J.N. nebo PRODUKTY ROPNÉ, J.N. S VÍCE NEŽ 10 % BENZENU, 60 °C < POČÁTEČNÍ BOD VARU ≤ 85 °C	3	F1	II	3+CMR+F+(N 1, N2, N3)	C	2	2	3	50	95		2	ano	T4 <sup>(3)</sup>	II B <sup>(4)</sup>	ano	PP, EP, EX, TOX, A	1	23; 27; 29; 38

(1)	(2)	(3a)	(3b)	(4)	(5)	(6)	(7)	(8)	(9)	(10)	(11)	(12)	(13)	(14)	(15)	(16)	(17)	(18)	(19)	(20)
UN číslo	Pojmenování a popis	Třída	Klasifikační kód	Obalová skupina	Nebezpečí	Typ tankového plavidla	Stav nákladních tanků	Typ nákladního tanku	Vybavení nákladního tanku	Otevírací tlak přetlakového ventilu/vysokorychlostního odvětrávacího ventilu, v kPa	Maximální přípustný stupeň plnění v %	Relativní hustota při 20 °C	Druh zkušební odběrového zařízení	Povolný prostor s čerpadly pod palubou	Teplotní třída	Skupina výbušnosti	Zajištění proti explozi nutné	Požadované vybavení	Počet kuželů/světél	Dodatečné požadavky, poznámky
1268	DESTILÁTY ROPNÉ, J.N. nebo PRODUKTY ROPNÉ, J.N. S VÍCE NEŽ 10 % BENZENU, 60 °C < POČÁTEČNÍ BOD VARU ≤ 85 °C	3	F1	II	3+CMR+F+(N) 1, N2, N3	C	2 2	2 2	3	50	95		2	ano	T4 <sup>(3)</sup>	II B <sup>(4)</sup> (II B3)	ano	PP, EP, EX, TOX, A	1	23; 27; 29; 38; 44
1268	DESTILÁTY ROPNÉ, J.N. nebo PRODUKTY ROPNÉ, J.N. S VÍCE NEŽ 10 % BENZENU, 85 °C < POČÁTEČNÍ BOD VARU ≤ 115 °C	3	F1	II	3+CMR+F+(N) 1, N2, N3	C	2 2	2 2		50	95		2	ano	T4 <sup>(3)</sup>	II B <sup>(4)</sup> (II B3)	ano	PP, EP, EX, TOX, A	1	27; 29; 44
1268	DESTILÁTY ROPNÉ, J.N. nebo PRODUKTY ROPNÉ, J.N. S VÍCE NEŽ 10 % BENZENU, POČÁTEČNÍ BOD VARU > 115 °C	3	F1	II	3+CMR+F+(N) 1, N2, N3	C	2 2	2 2		35	95		2	ano	T4 <sup>(3)</sup>	II B <sup>(4)</sup> (II B3)	ano	PP, EP, EX, TOX, A	1	27; 29; 44
1268	DESTILÁTY ROPNÉ, J.N. nebo PRODUKTY ROPNÉ, J.N. (NAFTA), 110 kPa < vp50 ≤ 175 kPa	3	F1	II	3+N2+CMR+ F	N	2 3	2 3		50	97	0,735	3	ano	T3	II A	ano	PP, EP, EX, TOX, A	1	14; 29
1268	DESTILÁTY ROPNÉ, J.N. nebo PRODUKTY ROPNÉ, J.N. (NAFTA), 110 kPa < vp50 ≤ 150 kPa	3	F1	II	3+N2+CMR+ F	N	2 3	2 3	3	10	97	0,735	3	ano	T3	II A	ano	PP, EP, EX, TOX, A	1	14; 29
1268	DESTILÁTY ROPNÉ, J.N. nebo PRODUKTY ROPNÉ, J.N. (NAFTA), vp50 ≤ 110 kPa	3	F1	II	3+N2+CMR+ F	N	2 3	2 3		10	97	0,735	3	ano	T3	II A	ano	PP, EP, EX, TOX, A	1	14; 29
1268	DESTILÁTY ROPNÉ, J.N. nebo PRODUKTY ROPNÉ, J.N. (HEART CUT BENZENU), vp50 ≤ 110 kPa	3	F1	II	3+N2+CMR+ F	N	2 3	2 3		10	97	0,765	3	ano	T3	II A	ano	PP, EP, EX, TOX, A	1	14; 29

(1)	(2)	(3a)	(3b)	(4)	(5)	(6)	(7)	(8)	(9)	(10)	(11)	(12)	(13)	(14)	(15)	(16)	(17)	(18)	(19)	(20)
UN číslo	Pojmenování a popis	Třída	Klasifikační kód	Obalová skupina	Nebezpečí	Typ tankového plavidla	Stav nákladních tanků	Typ nákladního tanku	Vybavení nákladního tanku	Otevírací tlak přetlakového ventilu/vysokorychlostního odvětrávacího ventilu, v kPa	Maximální přípustný stupeň plnění v %	Relativní hustota při 20 °C	Druh zkušebního odběrového zařízení	Povolný prostor s čerpadly pod palubou	Teplotní třída	Skupina výbušnosti	Zajištění proti explozi nutné	Požadované vybavení	Počet kuželů/světél	Dodatečné požadavky, poznámky
1274	n-PROPANOL (n-PROPYLALKOHOL)	3	F1	II	3	N	2 2	2		10	97	0.8	3	ano	T2 <sup>(12)</sup>	II B (II B1)	ano	PP, EX, A	1	
1274	n-PROPANOL (n-PROPYLALKOHOL)	3	F1	III	3	N	3 2	2			97	0.8	3	ano	T2 <sup>(12)</sup>	II B (II B1)	ano	PP, EX, A	0	
1275	PROPIONALDEHYD	3	F1	II	3+N3	C	2 2	2 3		50	95	0.81	2	ano	T4	II B (II B2)	ano	PP, EX, A	1	15; 23
1276	n-PROPYLACETÁT	3	F1	II	3+N3	N	2 2	2		10	97	0.88	3	ano	T1 <sup>(12)</sup>	II A	ano	PP, EX, A	1	
1277	PROPYLAMIN (1-aminopropan)	3	FC	II	3+8	C	2 2	2 3		50	95	0.72	2	ano	T2 <sup>(12)</sup>	II A	ano	PP, EP, EX, A	1	23
1278	1-CHLORPROPAN (propylchlorid)	3	F1	II	3	C	2 2	2 3		50	95	0.89	2	ano	T1 <sup>(12)</sup>	II A	ano	PP, EX, A	1	23
1279	1,2-DICHLORPROPAN nebo PROPYL DICHLORID	3	F1	II	3+N2	C	2 2	2		45	95	1.16	2	ano	T1 <sup>(12)</sup>	II A <sup>(8)</sup>	ano	PP, EX, A	1	
1280	PROPYLENOXID	3	F1	I	3+nest.+N3+ CMR	C	1 1				95	0.83	1	ano	T2 <sup>(12)</sup>	II B (II B3)	ano	PP, EP, EX, TOX, A	1	2; 12; 31; 35
1282	PYRIDIN	3	F1	II	3+N3	N	2 2	2		10	97	0.98	3	ano	T1 <sup>(12)</sup>	II A <sup>(8)</sup>	ano	PP, EX, A	1	
1289	METHYLÁT SODNÝ, ROZTOK v alkoholu	3	FC	III	3+8	N	3 2				97	0.969	3	ano	T2 <sup>(12)</sup>	II A	ano	PP, EP, EX, A	0	34

(1)	(2)	(3a)	(3b)	(4)	(5)	(6)	(7)	(8)	(9)	(10)	(11)	(12)	(13)	(14)	(15)	(16)	(17)	(18)	(19)	(20)
UN číslo	Pojmenování a popis	Třída	Klasifikační kód	Obalová skupina	Nebezpečí	Typ tankového plavidla	Stav nákladních tanků	Typ nákladního tanku	Vybavení nákladního tanku	Otevírací tlak přetlakového ventilu/vysokorychlostního odvětrávacího ventilu, v kPa	Maximální přípustný stupeň plnění v %	Relativní hustota při 20 °C	Druh zkušebního odběrového zařízení	Povolný prostor s čerpadly pod palubou	Teplotní třída	Skupina výbušnosti	Zajištění proti explozi nutné	Požadované vybavení	Počet kuželů/světél	Dodatečné požadavky, poznámky
1294	TOLUEN	3	F1	II	3+N3	N	2 2	2		10	97	0.87	3	ano	T <sub>1</sub> <sup>(12)</sup>	II A	ano	PP, EX, A	1	
1296	TRIETHYLAMIN	3	FC	II	3+8+N3	C	2 2	2		50	95	0.73	2	ano	T3	II A <sup>(8)</sup>	ano	PP, EP, EX, A	1	
1300	BENZÍN LAKOVÝ	3	F1	III	3+N2+F	N	3 3	3			97	0.78	3	ano	T3	II B <sup>(4)</sup>	ano	PP, EX, A	0	
1301	VINYLAETÁT, STABILIZOVANÝ	3	F1	II	3+nest.+N3	N	2 2	2		10	97	0.93	2	ano	T <sub>2</sub> <sup>(12)</sup>	II A	ano	PP, EX, A	1	3; 5; 16
1307	XYLENY (o-XYLEN)	3	F1	III	3+N2	N	3 3	3			97	0.88	3	ano	T <sub>1</sub> <sup>(12)</sup>	II A	ano	PP, EX, A	0	
1307	XYLENY (m-XYLEN)	3	F1	III	3+N2	N	3 3	3			97	0.86	3	ano	T <sub>1</sub> <sup>(12)</sup>	II A	ano	PP, EX, A	0	
1307	XYLENY (p-XYLEN)	3	F1	III	3+N2	N	3 3	3 2			97	0.86	3	ano	T <sub>1</sub> <sup>(12)</sup>	II A	ano	PP, EX, A	0	6: +17 °C; 17
1307	XYLENY (směsi s bodem tání nepřesahující 0 °C)	3	F1	II	3+N2	N	3 3	3			97		3	ano	T <sub>1</sub> <sup>(12)</sup>	II A	ano	PP, EX, A	1	
1307	XYLENY (směsi s bodem tání nepřesahující 0 °C)	3	F1	III	3+N2	N	3 3	3			97		3	ano	T <sub>1</sub> <sup>(12)</sup>	II A	ano	PP, EX, A	0	
1307	XYLENY (směsi s bodem tání větším než 0 °C a nepřesahující 13 °C)	3	F1	III	3+N2	N	3 3	3 2			97		3	ano	T <sub>1</sub> <sup>(12)</sup>	II A	ano	PP, EX, A	0	6: +17 °C; 17
1541	ACETONKYANHYDRIN, STABILIZOVANÝ	6.1	T1	I	6.1+nest.+ N1	C	2 2	2		50	95	0.932	1	ne			ne	PP, EP, TOX, A	2	3



(1)	(2)	(3a)	(3b)	(4)	(5)	(6)	(7)	(8)	(9)	(10)	(11)	(12)	(13)	(14)	(15)	(16)	(17)	(18)	(19)	(20)
UN číslo	Pojmenování a popis	Třída	Klasifikační kód	Obalová skupina	Nebezpečí	Typ tankového plavidla	Stav nákladních tanků	Typ nákladního tanku	Vybavení nákladního tanku	Otevírací tlak přetlakového ventilu/vysokorychlostního odvětrávacího ventilu, v kPa	Maximální přípustný stupeň plnění v %	Relativní hustota při 20 °C	Druh zkušebního odběrového zařízení	Povolný prostor s čerpadly pod palubou	Teplotní třída	Skupina výbušnosti	Zajištění proti explozi nutné	Požadované vybavení	Počet kuželů/světél	Dodatečné požadavky, poznámky
1545	ALLYLSOETHIOXYANÁT, STABILIZOVANÝ	6.1	TF1	II	6.1+3+nest.	C	2 2			30	95	1.02	1	ne	T4 <sup>(3)</sup>	II B <sup>(4)</sup>	ano	PP, EP, EX, TOX, A	2	2; 3
1547	ANILIN	6.1	T1	II	6.1+N1	C	2 2			25	95	1.02	2	ne			ne	PP, EP, TOX, A	2	
1578	CHLORNITROBENZENY, TUHÉ, ROZTAVENÉ (p-CHLORONITROBENZEN)	6.1	T2	II	6.1+N2+S	C	2 1	2		25	95	1.37	2	ne	T1 <sup>(12)</sup>	II B (II B3 <sup>(14)</sup> )	ano	PP, EP, EX, TOX, A	2	7; 17; 26
1578	CHLORNITROBENZENY, TUHÉ, ROZTAVENÉ (p-CHLORONITROBENZEN)	6.1	T2	II	6.1+N2+S	C	2 1	4		25	95	1.37	2	ne			ne	PP, EP, TOX, A	2	7; 17; 20: +112 °C; 26
1591	o-DICHLORBENZEN	6.1	T1	III	6.1+N1+S	C	2 2			25	95	1.32	2	ne			ne	PP, EP, TOX, A	0	
1593	DICHLORMETHAN (methylenchlorid)	6.1	T1	III	6.1	C	2 2	3		50	95	1.33	2	ne			ne	PP, EP, TOX, A	0	23
1594	DIETHYLSULFÁT	6.1	T1	II	6.1+N2+CMR	C	2 2			25	95	1.18	2	ne			ne	PP, EP, TOX, A	2	
1595	DIMETHYL SULFÁT	6.1	TC1	I	6.1+8+N3+CMR	C	2 2			25	95	1.33	1	ne			ne	PP, EP, TOX, A	2	
1604	ETHYLENDIAMIN	8	CF1	II	8+3+N3	N	3 2				97	0.9	3	ano	T2 <sup>(12)</sup>	II A	ano	PP, EP, EX, A	1	6: +12 °C; 17; 34
1605	ETHYLENDIBROMID	6.1	T1	I	6.1+N2+CMR	C	2 2			30	95	2.18	1	ne			ne	PP, EP, TOX, A	2	6: +14 °C; 17

(1)	(2)	(3a)	(3b)	(4)	(5)	(6)	(7)	(8)	(9)	(10)	(11)	(12)	(13)	(14)	(15)	(16)	(17)	(18)	(19)	(20)
UN číslo	Pojmenování a popis	Třída	Klasifikační kód	Obalová skupina	Nebezpečí	Typ tankového plavidla	Stav nákladních tanků	Typ nákladního tanku	Vybavení nákladního tanku	Otevírací tlak přetlakového ventilu/vysokorychlostního odvětrávacího ventilu, v kPa	Maximální přípustný stupeň plnění v %	Relativní hustota při 20 °C	Druh zkušebního odběrového zařízení	Povolný prostor s čerpadly pod palubou	Teplotní třída	Skupina výbušnosti	Zajištění proti explozi nutné	Požadované vybavení	Počet kuželů/světél	Dodatečné požadavky, poznámky
1648	ACETONITRIL (methylkyanid)	3	F1	II	3	N	2 2	2 2		10	97	0.78	3	ano	T <sub>1</sub> <sup>(12)</sup>	II A	ano	PP, EX, A	1	
1662	NITROBENZEN	6.1	T1	II	6.1+N2	C	2 2	2 2	2	25	95	1.21	2	ne	T <sub>1</sub> <sup>(12)</sup>	II B (II B <sup>1</sup> )	ano	PP, EP, EX, TOX, A	2	6: +10 °C; 17
1663	NITROFENOLY	6.1	T2	III	6.1+N3+S	C	2 2	2 2	2	25	95		2	ne	T <sub>1</sub> <sup>(12)</sup>	II B (II B <sup>3</sup> <sup>(14)</sup> )	ano	PP, EP, EX, TOX, A	0	7; 17
1663	NITROFENOLY	6.1	T2	III	6.1+N3+S	C	2 2	2 2	4	25	95		2	ne			ne	PP, EP, TOX, A	0	7; 17; 20: +65 °C
1664	NITROTOLUENY, KAPALNÉ (o-NITROTOLUEN)	6.1	T1	II	6.1+N2+ CMR+S	C	2 2	2 2		25	95	1.16	2	ne			ne	PP, EP, TOX, A	2	
1708	TOLUIDINY, KAPALNÉ (o-TOLUIDIN)	6.1	T1	II	6.1+N1+CMR	C	2 2	2 2		25	95	1	2	ne			ne	PP, EP, TOX, A	2	
1708	TOLUIDINY, KAPALNÉ (m-TOLUIDIN)	6.1	T1	II	6.1+N1	C	2 2	2 2		25	95	1.03	2	ne			ne	PP, EP, TOX, A	2	
1710	TRICHLORETHYLEN	6.1	T1	III	6.1+N2+ CMR	C	2 2	2 2		50	95	1.46	2	ne			ne	PP, EP, TOX, A	0	15
1715	ACETANHYDRID	8	CF1	II	8+3	N	2 3			10	97	1.08	3	ano	T <sub>2</sub> <sup>(12)</sup>	II A	ano	PP, EP, EX, A	1	34
1717	ACETYLCHLORID	3	FC	II	3+8	C	2 2	2 3		50	95	1.1	2	ano	T <sub>2</sub> <sup>(12)</sup>	II A <sup>(8)</sup>	ano	PP, EP, EX, A	1	23
1718	BUTYLFOSFÁT	8	C3	III	8+N3	N	4 3				97	0.98	3	ano			ne	PP, EP	0	34

(1)	(2)	(3a)	(3b)	(4)	(5)	(6)	(7)	(8)	(9)	(10)	(11)	(12)	(13)	(14)	(15)	(16)	(17)	(18)	(19)	(20)
UN číslo	Pojmenování a popis	Třída	Klasifikační kód	Obalová skupina	Nebezpečí	Typ tankového plavidla	Stav nákladních tanků	Typ nákladního tanku	Vybavení nákladního tanku	Otevírací tlak přetlakového ventilu/vysokorychlostního odvětrávacího ventilu, v kPa	Maximální přípustný stupeň plnění v %	Relativní hustota při 20 °C	Druh zkušebního odběrového zařízení	Povolný prostor s čerpadly pod palubou	Teplotní třída	Skupina výbušnosti	Zajištění proti explozi nutné	Požadované vybavení	Počet kuželů/světél	Dodatečné požadavky, poznámky
1719	LÁTKA ŽÍRAVÁ, ALKALICKÁ, KAPALNÁ, J.N.	8	C5	II	8+(N1, N2, N3, CMR, F nebo S)	*	*	*	*	*	*		*	ano			ne	*	0	27; 30; 34 *viz. 3.2.3.3
1719	LÁTKA ŽÍRAVÁ, ALKALICKÁ, KAPALNÁ, J.N.	8	C5	III	8+(N1, N2, N3, CMR, F nebo S)	*	*	*	*	*	*		*	ano			ne	*	0	27; 30; 34 *viz. 3.2.3.3
1738	BENZYLCHLORID	6.1	TC1	II	6.1+8+3+N3+CMR+S	C	2 2	2 2		25	95	1.1	2	ne	T <sup>1(2)</sup>	II A <sup>(8)</sup>	ano	PP, EP, EX, TOX, A	2	
1742	FLUORID BORITÝ / KYSELINA, OCTOVÁ, KOMPLEX, KAPALNÝ	8	C3	II	8	N	4 2	2			97	1.35	3	ano			ne	PP, EP	0	34
1750	KYSELINA CHLOROCTOVÁ, ROZTOK	6.1	TC1	II	6.1+8+N1	C	2 2	2 2	2	25	95	1.58	2	ne	T <sup>1(2)</sup>	II A	ano	PP, EP, EX, TOX, A	2	7; 17
1750	KYSELINA CHLOROCTOVÁ, ROZTOK	6.1	TC1	II	6.1+8+N1	C	2 2	1 4	4	25	95	1.58	2	ne			ne	PP, EP, TOX, A	2	7; 17; 20: +11 °C; 26
1760	LÁTKA ŽÍRAVÁ, KAPALNÁ, J.N.	8	C9	I	8+(N1, N2, N3, CMR, F nebo S)	*	*	*	*	*	*		*	ano			ne	*	0	27; 34 *viz. 3.2.3.3
1760	LÁTKA ŽÍRAVÁ, KAPALNÁ, J.N.	8	C9	II	8+(N1, N2, N3, CMR, F nebo S)	*	*	*	*	*	*		*	ano			ne	*	0	27; 34 *viz. 3.2.3.3
1760	LÁTKA ŽÍRAVÁ, KAPALNÁ, J.N.	8	C9	III	8+(N1, N2, N3, CMR, F nebo S)	*	*	*	*	*	*		*	ano			ne	*	0	27; 34 *viz. 3.2.3.3

(1)	(2)	(3a)	(3b)	(4)	(5)	(6)	(7)	(8)	(9)	(10)	(11)	(12)	(13)	(14)	(15)	(16)	(17)	(18)	(19)	(20)
UN číslo	Pojmenování a popis	Třída	Klasifikační kód	Obalová skupina	Nebezpečí	Typ tankového plavidla	Stav nákladních tanků	Typ nákladního tanku	Vybavení nákladního tanku	Otevírací tlak přetlakového ventilu/vysokorychlostního odvětrávacího ventilu, v kPa	Maximální přípustný stupeň plnění v %	Relativní hustota při 20 °C	Druh zkušebního odběrového zařízení	Povolný prostor s čerpadly pod palubou	Teplotní třída	Skupina výbušnosti	Zajištění proti explozi nutné	Požadované vybavení	Počet kuželů/světél	Dodatečné požadavky, poznámky
1760	LÁTKA ŽÍRAVÁ, KAPALNÁ, J.N. (MERKAPTOBENZOTHAZOL SODNÝ, 50 % VODNÝ ROZTOK)	8	C9	II	8+N1+F	C	2 2	2		40	95	1.25	2	ano			ne	PP, EP	0	
1760	LÁTKA ŽÍRAVÁ, KAPALNÁ, J.N. (MASTNÝ ALKOHOL C <sub>12</sub> - C <sub>14</sub> )	8	C9	III	8+F	N	4 3	3			97	0.89	3	ano			ne	PP, EP	0	34
1760	LÁTKA ŽÍRAVÁ, KAPALNÁ, J.N. (TETRASODNÁ SÚL KYSELINY ETHYLENDIAMINTETRAOCTOVÉ, 40% VODNÝ ROZTOK)	8	C9	III	8+N2	N	4 3	3			97	1.28	3	ano			ne	PP, EP	0	34
1764	KYSELINA DICHLOROCTOVÁ	8	C3	II	8+N1	N	3 3	3			97	1.56	2	ano	T <sub>1</sub> <sup>(12)</sup>	II A	ano	PP, EP, EX, A	0	6: +13 °C; 17
1778	KYSELINA FLUOROKŘEMIČITÁ	8	C1	II	8+N3	N	2 3	3		10	97		3	ano			ne	PP, EP	0	34
1779	KYSELINA MRAVENČÍ s více než 85 % hm. kyseliny	8	CF1	II	8+3+N3	N	2 3	3		10	97	1.22	3	ano	T <sub>1</sub> <sup>(12)</sup>	II A	ano	PP, EP, EX, A	1	6: +12 °C; 17; 34
1780	FUMARYLCHLORID	8	C3	II	8+N3	N	2 3	3		10	97	1.41	3	ano			ne	PP, EP	0	8; 34
1783	HEXAMETHYLENDIAMIN, ROZTOK	8	C7	II	8+N3	N	3 2 2	2	2		97		3	ano	T <sub>4</sub> <sup>(3)</sup>	II A	ano	PP, EP, EX, A	0	7; 17; 34
1783	HEXAMETHYLENDIAMIN, ROZTOK	8	C7	III	8+N3	N	3 2 2	2	2		97		3	ano	T <sub>3</sub>	II A	ano	PP, EP, EX, A	0	7; 17; 34
1789	KYSELINA CHLOROVODÍKOVÁ	8	C1	II	8	N	2 3	3		10	97		3	ano			ne	PP, EP	0	34
1789	KYSELINA CHLOROVODÍKOVÁ	8	C1	III	8	N	4 3	3			97		3	ano			ne	PP, EP	0	34
1805	KYSELINA FOSFOREČNÁ, ROZTOK S VÍCE NEŽ 80 % (OBJ.) KYSELINY	8	C1	III	8	N	4 3 2	2	2		95	> 1,6	3	ano			ne	PP, EP	0	7; 17; 22; 34

(1)	(2)	(3a)	(3b)	(4)	(5)	(6)	(7)	(8)	(9)	(10)	(11)	(12)	(13)	(14)	(15)	(16)	(17)	(18)	(19)	(20)
UN číslo	Pojmenování a popis	Třída	Klasifikační kód	Obalová skupina	Nebezpečí	Typ tankového plavidla	Stav nákladních tanků	Typ nákladního tanku	Vybavení nákladního tanku	Otevírací tlak přetlakového ventilu/vysokorychlostního odvětrávacího ventilu, v kPa	Maximální přípustný stupeň plnění v %	Relativní hustota při 20 °C	Druh zkušebního odběrového zařízení	Povolný prostor s čerpadly pod palubou	Teplotní třída	Skupina výbušnosti	Zajištění proti explozi nutné	Požadované vybavení	Počet kuželů/světél	Dodatečné požadavky, poznámky
1805	KYSELINA FOSFOREČNÁ, ROZTOK S NEJVÝŠE 80 % (OBJ.) KYSELIN	8	C1	III	8	N	4 3				97	1,00 - 1,6	3	ano			ne	PP, EP	0	22; 34
1814	HYDROXID DRASELNÝ, ROZTOK	8	C5	II	8+N3	N	4 2				97		3	ano			ne	PP, EP	0	30; 34
1814	HYDROXID DRASELNÝ, ROZTOK	8	C5	III	8+N3	N	4 2				97		3	ano			ne	PP, EP	0	30; 34
1823	HYDROXID SODNÝ, TUHÝ, ROZTAVENÝ	8	C6	II	8+N3	N	4 1 4				95	2,13	3	ano			ne	PP, EP	0	7; 17; 34
1824	HYDROXID SODNÝ, ROZTOK	8	C5	II	8+N3	N	4 2				97		3	ano			ne	PP, EP	0	30; 34
1824	HYDROXID SODNÝ, ROZTOK	8	C5	III	8+N3	N	4 2				97		3	ano			ne	PP, EP	0	30; 34
1830	KYSELINA SÍROVÁ, obsahující více než 51 % kyseliny	8	C1	II	8+N3	N	4 3				97	1,4 - 1,84	3	ano			ne	PP, EP	0	8; 22; 30; 34
1831	KYSELINA SÍROVÁ, DÝMAVÁ	8	CT1	I	8+6.1	C	2 2			50	95	1,94	1	ne			ne	PP, EP, TOX, A	2	8
1832	KYSELINA SÍROVÁ, POUŽITÁ	8	C1	II	8	N	4 3				97		3	ano			ne	PP, EP	0	8; 30; 34
1846	TETRACHLORMETHAN	6.1	T1	II	6.1+N2+S	C	2 2 3			50	95	1,59	2	ne			ne	PP, EP, TOX, A	2	23
1848	KYSELINA PROPIONOVÁ s více než 10 % hm., ale nejvýše 90 % hm. kyseliny	8	C3	III	8+N3	N	3 3				97	0,99	3	ano			ne	PP, EP	0	34
1863	PALIVO PRO TRYSKOVÉ MOTORY	3	F1	I	3+(N1, N2, N3, CMR, F)	*	*	*	*	*	*		*	ano	T4 <sup>3)</sup>	II B <sup>4)</sup>	ano	*	1	14;*viz 3.2.3.3
1863	PALIVO PRO TRYSKOVÉ MOTORY	3	F1	I	3+(N1, N2, N3, CMR, F)	*	*	*	*	*	*		*	ano	T4 <sup>3)</sup>	II B <sup>4)</sup> (II B3)	ano	*	1	14; 44 *viz 3.2.3.3
1863	PALIVO PRO TRYSKOVÉ MOTORY	3	F1	II	3+(N1, N2, N3, CMR, F)	*	*	*	*	*	*		*	ano	T4 <sup>3)</sup>	II B <sup>4)</sup>	ano	*	1	14;*viz 3.2.3.3

(1)	(2)	(3a)	(3b)	(4)	(5)	(6)	(7)	(8)	(9)	(10)	(11)	(12)	(13)	(14)	(15)	(16)	(17)	(18)	(19)	(20)
UN číslo	Pojmenování a popis	Třída	Klasifikační kód	Obalová skupina	Nebezpečí	Typ tankového plavidla	Stav nákladních tanků	Typ nákladního tanku	Vybavení nákladního tanku	Otevírací tlak přetlakového ventilu/vysokorychlostního odvětrávacího ventilu, v kPa	Maximální přípustný stupeň plnění v %	Relativní hustota při 20 °C	Druh zkušebního odběrového zařízení	Povolný prostor s čerpadly pod palubou	Teplotní třída	Skupina výbušnosti	Zajištění proti explozi nutné	Požadované vybavení	Počet kuželů/světél	Dodatečné požadavky, poznámky
1863	PALIVO PRO TRYSKOVÉ MOTORY	3	F1	II	3+(N1, N2, N3, CMR, F)	*	*	*	*	*	*		*	ano	T4 <sup>(3)</sup>	II B <sup>(4)</sup> (II B3)	ano	*	1	14; 44 *viz 3.2.3.3
1863	PALIVO PRO TRYSKOVÉ MOTORY	3	F1	III	3+(N1, N2, N3, CMR, F)	*	*	*	*	*	*		*	ano	T4 <sup>(3)</sup>	II B <sup>(4)</sup>	ano	*	0	14; *viz 3.2.3.3
1863	PALIVO PRO TRYSKOVÉ MOTORY	3	F1	III	3+(N1, N2, N3, CMR, F)	*	*	*	*	*	*		*	ano	T4 <sup>(3)</sup>	II B <sup>(4)</sup> (II B3)	ano	*	0	14; 44 *viz 3.2.3.3
1863	PALIVO PRO TRYSKOVÉ MOTORY S VÍCE NEŽ 10 % BENZENU	3	F1	I	3+CMR+F+(N1, N2, N3)	C	*	*	*	*	*		*	ano	T4 <sup>(3)</sup>	II B <sup>(4)</sup>	ano	*	1	*viz 3.2.3.3
1863	PALIVO PRO TRYSKOVÉ MOTORY S VÍCE NEŽ 10 % BENZENU	3	F1	I	3+CMR+F+(N1, N2, N3)	C	*	*	*	*	*		*	ano	T4 <sup>(3)</sup>	II B <sup>(4)</sup> (II B3)	ano	*	1	44 *viz 3.2.3.3
1863	PALIVO PRO TRYSKOVÉ MOTORY S VÍCE NEŽ 10 % BENZENU	3	F1	II	3+CMR+F+(N1, N2, N3)	C	*	*	*	*	*		*	ano	T4 <sup>(3)</sup>	II B <sup>(4)</sup>	ano	*	1	*viz 3.2.3.3
1863	PALIVO PRO TRYSKOVÉ MOTORY S VÍCE NEŽ 10 % BENZENU	3	F1	II	3+CMR+F+(N1, N2, N3)	C	*	*	*	*	*		*	ano	T4 <sup>(3)</sup>	II B <sup>(4)</sup> (II B3)	ano	*	1	44 *viz 3.2.3.3
1863	PALIVO PRO TRYSKOVÉ MOTORY S VÍCE NEŽ 10 % BENZENU	3	F1	III	3+CMR+F+(N1, N2, N3)	C	*	*	*	*	*		*	ano	T4 <sup>(3)</sup>	II B <sup>(4)</sup>	ano	*	0	*viz 3.2.3.3
1863	PALIVO PRO TRYSKOVÉ MOTORY S VÍCE NEŽ 10 % BENZENU	3	F1	III	3+CMR+F+(N1, N2, N3)	C	*	*	*	*	*		*	ano	T4 <sup>(3)</sup>	II B <sup>(4)</sup> (II B3)	ano	*	0	44 *viz 3.2.3.3
1863	PALIVO PRO TRYSKOVÉ MOTORY S VÍCE NEŽ 10 % BENZENU, POČÁTEČNÍ BOD VARU ≤ 60 °C	3	F1	I	3+CMR+F+(N1, N2, N3)	C	1	1			95		1	ano	T4 <sup>(3)</sup>	II B <sup>(4)</sup>	ano	PP, EP, EX, TOX, A	1	29; 43
1863	PALIVO PRO TRYSKOVÉ MOTORY S VÍCE NEŽ 10 % BENZENU, POČÁTEČNÍ BOD VARU ≤ 60 °C	3	F1	I	3+CMR+F+(N1, N2, N3)	C	1	1			95		1	ano	T4 <sup>(3)</sup>	II B <sup>(4)</sup> (II B3)	ano	PP, EP, EX, TOX, A	1	29; 43; 44

(1)	(2)	(3a)	(3b)	(4)	(5)	(6)	(7)	(8)	(9)	(10)	(11)	(12)	(13)	(14)	(15)	(16)	(17)	(18)	(19)	(20)
UN číslo	Pojmenování a popis	Třída	Klasifikační kód	Obalová skupina	Nebezpečí	Typ tankového plavidla	Stav nákladních tanků	Typ nákladního tanku	Vybavení nákladního tanku	Otevírací tlak přetlakového ventilu/vysokorychlostního odvětrávacího ventilu, v kPa	Maximální přípustný stupeň plnění v %	Relativní hustota při 20 °C	Druh zkušebního odběrového zařízení	Povolný prostor s čerpadly pod palubou	Teplotní třída	Skupina výbušnosti	Zajištění proti explozi nutné	Požadované vybavení	Počet kuželů/světél	Dodatečné požadavky, poznámky
1863	PALIVO PRO TRYSKOVÉ MOTORY S VÍCE NEŽ 10 % BENZENU, POČÁTEČNÍ BOD VARU ≤ 60 °C	3	F1	II	3+CMR+F+(N) 1, N2, N3	C	1 1	1 1			95		1	ano	T4 <sup>3)</sup>	II B <sup>4)</sup>	ano	PP, EP, EX, TOX, A	1	29
1863	PALIVO PRO TRYSKOVÉ MOTORY S VÍCE NEŽ 10 % BENZENU, POČÁTEČNÍ BOD VARU ≤ 60 °C	3	F1	II	3+CMR+F+(N) 1, N2, N3	C	1 1	1 1			95		1	ano	T4 <sup>3)</sup>	II B <sup>4)</sup> (II B3)	ano	PP, EP, EX, TOX, A	1	29; 44
1863	PALIVO PRO TRYSKOVÉ MOTORY S VÍCE NEŽ 10 % BENZENU, POČÁTEČNÍ BOD VARU ≤ 85 °C	3	F1	III	3+CMR+F+(N) 1, N2, N3	C	2 2	2 2	3	50	95		2	ano	T4 <sup>3)</sup>	II B <sup>4)</sup>	ano	PP, EP, EX, TOX, A	0	23; 29; 38
1863	PALIVO PRO TRYSKOVÉ MOTORY S VÍCE NEŽ 10 % BENZENU, 60 °C < POČÁTEČNÍ BOD VARU ≤ 85 °C	3	F1	III	3+CMR+F+(N) 1, N2, N3	C	2 2	2 2	3	50	95		2	ano	T4 <sup>3)</sup>	II B <sup>4)</sup> (II B3)	ano	PP, EP, EX, TOX, A	0	23; 29; 38; 44
1863	PALIVO PRO TRYSKOVÉ MOTORY S VÍCE NEŽ 10 % BENZENU, 85 °C < POČÁTEČNÍ BOD VARU ≤ 115 °C	3	F1	III	3+CMR+F+(N) 1, N2, N3	C	2 2	2 2		50	95		2	ano	T4 <sup>3)</sup>	II B <sup>4)</sup>	ano	PP, EP, EX, TOX, A	0	29
1863	PALIVO PRO TRYSKOVÉ MOTORY S VÍCE NEŽ 10 % BENZENU, 85 °C < POČÁTEČNÍ BOD VARU ≤ 115 °C	3	F1	III	3+CMR+F+(N) 1, N2, N3	C	2 2	2 2		50	95		2	ano	T4 <sup>3)</sup>	II B <sup>4)</sup> (II B3)	ano	PP, EP, EX, TOX, A	0	29; 44
1863	PALIVO PRO TRYSKOVÉ MOTORY S VÍCE NEŽ 10 % BENZENU, POČÁTEČNÍ BOD VARU > 115 °C	3	F1	III	3+CMR+F+(N) 1, N2, N3	C	2 2	2 2		35	95		2	ano	T4 <sup>3)</sup>	II B <sup>4)</sup>	ano	PP, EP, EX, TOX, A	0	29
1863	PALIVO PRO TRYSKOVÉ MOTORY S VÍCE NEŽ 10 % BENZENU, POČÁTEČNÍ BOD VARU > 115 °C	3	F1	III	3+CMR+F+(N) 1, N2, N3	C	2 2	2 2		35	95		2	ano	T4 <sup>3)</sup>	II B <sup>4)</sup> (II B3)	ano	PP, EP, EX, TOX, A	0	29; 44

(1)	(2)	(3a)	(3b)	(4)	(5)	(6)	(7)	(8)	(9)	(10)	(11)	(12)	(13)	(14)	(15)	(16)	(17)	(18)	(19)	(20)
UN číslo	Pojmenování a popis				Nebezpečí	Typ tankového plavidla	Stav nákladních tanků	Typ nákladního tanku	Vybavení nákladního tanku	Otevírací tlak přetlakového ventilu/vysokorychlostního odvětrávacího ventilu, v kPa	Maximální přípustný stupeň plnění v %	Relativní hustota při 20 °C	Druh zkušebního odběrového zařízení	Povolný prostor s čerpadly pod palubou	Teplotní třída	Skupina výbušnosti	Zajištění proti explozi nutné	Požadované vybavení	Počet kuželů/světél	Dodatečné požadavky, poznámky
1888	CHLOROFORM	6.1	T1	III	6.1+N2+CMR	C	2 2	3		50	95	1.48	2	ne			ne	PP, EP, TOX, A	0	23
1897	TETRACHLORETHYLEN	6.1	T1	III	6.1+N2+S	C	2 2			50	95	1.62	2	ne			ne	PP, EP, TOX, A	0	
1912	CHLORMETHAN (METHYLCHLORID) A DICHLORETHAN, SMĚS	2	2F		2.1	G	1 1	1			91		1	ne	T1 <sup>(12)</sup>	II A <sup>(8)</sup>	ano	PP, EX, A	1	2; 31
1915	CYKLOHEXANON	3	F1	III	3	N	3 2				97	0.95	3	ano	T2 <sup>(12)</sup>	II A	ano	PP, EX, A	0	
1917	ETHYLAKRYLÁT, STABILIZOVANÝ	3	F1	II	3+nest.+N3	C	2 2			40	95	0.92	1	ano	T2 <sup>(12)</sup>	II B (II B1)	ano	PP, EX, A	1	3; 5
1918	ISOPROPYLBENZEN (kumen)	3	F1	III	3+N2	N	3 3				97	0.86	3	ano	T2 <sup>(12)</sup>	II A <sup>(8)</sup>	ano	PP, EX, A	0	
1919	METHYLAKRYLÁT, STABILIZOVANÝ	3	F1	II	3+nest.+N3	C	2 2			50	95	0.95	1	ano	T2 <sup>(12)</sup>	II B (II B1)	ano	PP, EX, A	1	3; 5; 23
1920	NONANY	3	F1	III	3+N2+F	N	3 3				97	0.70 - 0.75	3	ano	T3	II A	ano	PP, EX, A	0	
1922	PYRROLIDIN	3	FC	II	3+8	C	2 2			50	95	0.86	2	ano	T2 <sup>(12)</sup>	II A <sup>(7)</sup>	ano	PP, EP, EX, A	1	
1965	UHLOVODÍKY, PLYNNÉ, SMĚS, ZKAPALNĚNÁ, J.N.	2	2F		2.1 + CMR	G	1 1				91		1	ne	T4 <sup>(3)</sup>	II B <sup>(4)</sup>	ano	PP, EX, A, EP, TOX	1	2; 31
1965	UHLOVODÍKY, PLYNNÉ, SMĚS, ZKAPALNĚNÁ, J.N. (směs A)	2	2F		2.1	G	1 1				91		1	ne	T4 <sup>(3)</sup>	II B <sup>(4)</sup>	ano	PP, EX, A	1	2; 31



(1)	(2)	(3a)	(3b)	(4)	(5)	(6)	(7)	(8)	(9)	(10)	(11)	(12)	(13)	(14)	(15)	(16)	(17)	(18)	(19)	(20)
UN číslo	Pojmenování a popis	Třída	Klasifikační kód	Obalová skupina	Nebezpečí	Typ tankového plavidla	Stav nákladních tanků	Typ nákladního tanku	Vybavení nákladního tanku	Otevírací tlak přetlakového ventilu/vysokorychlostního odvětrávacího ventilu, v kPa	Maximální přípustný stupeň plnění v %	Relativní hustota při 20 °C	Druh zkušebního odběrového zařízení	Povolný prostor s čerpadly pod palubou	Teplotní třída	Skupina výbušnosti	Zajištění proti explozi nutné	Požadované vybavení	Počet kuželů/světél	Dodatečné požadavky, poznámky
1965	UHLOVODÍKY, PLYNNÉ, SMĚS, ZKAPALNĚNÁ, J.N. (směs A0)	2	2F		2.1	G	1 1	1			91		1	ne	T4 <sup>(3)</sup>	II B <sup>(4)</sup>	ano	PP, EX, A	1	2; 31
1965	UHLOVODÍKY, PLYNNÉ, SMĚS, ZKAPALNĚNÁ, J.N. (směs A01)	2	2F		2.1	G	1 1	1			91		1	ne	T4 <sup>(3)</sup>	II B <sup>(4)</sup>	ano	PP, EX, A	1	2; 31
1965	UHLOVODÍKY, PLYNNÉ, SMĚS, ZKAPALNĚNÁ, J.N. (směs A02)	2	2F		2.1	G	1 1	1			91		1	ne	T4 <sup>(3)</sup>	II B <sup>(4)</sup>	ano	PP, EX, A	1	2; 31
1965	UHLOVODÍKY, PLYNNÉ, SMĚS, ZKAPALNĚNÁ, J.N. (směs A1)	2	2F		2.1	G	1 1	1			91		1	ne	T4 <sup>(3)</sup>	II B <sup>(4)</sup>	ano	PP, EX, A	1	2; 31
1965	UHLOVODÍKY, PLYNNÉ, SMĚS, ZKAPALNĚNÁ, J.N. (směs B)	2	2F		2.1	G	1 1	1			91		1	ne	T4 <sup>(3)</sup>	II B <sup>(4)</sup>	ano	PP, EX, A	1	2; 31
1965	UHLOVODÍKY, PLYNNÉ, SMĚS, ZKAPALNĚNÁ, J.N. (směs B1)	2	2F		2.1	G	1 1	1			91		1	ne	T4 <sup>(3)</sup>	II B <sup>(4)</sup>	ano	PP, EX, A	1	2; 31
1965	UHLOVODÍKY, PLYNNÉ, SMĚS, ZKAPALNĚNÁ, J.N. (směs B2)	2	2F		2.1	G	1 1	1			91		1	ne	T4 <sup>(3)</sup>	II B <sup>(4)</sup>	ano	PP, EX, A	1	2; 31
1965	UHLOVODÍKY, PLYNNÉ, SMĚS, ZKAPALNĚNÁ, J.N. (směs C)	2	2F		2.1	G	1 1	1			91		1	ne	T4 <sup>(3)</sup>	II B <sup>(4)</sup>	ano	PP, EX, A	1	2; 31
1969	ISOBUTAN (obsahující méně než 0,1 % 1,3-butadienu)	2	2F		2.1	G	1 1	1			91		1	ne	T2 <sup>(1), 12)</sup>	II A <sup>(7)</sup>	ano	PP, EX, A	1	2; 31
1969	ISOBUTAN (obsahující 0,1 % nebo více 1,3-butadienu)	2	2F		2.1+CMR	G	1 1	1			91		1	ne	T2 <sup>(1), 12)</sup>	II A	ano	PP, EP, EX, TOX, A	1	2; 31

(1)	(2)	(3a)	(3b)	(4)	(5)	(6)	(7)	(8)	(9)	(10)	(11)	(12)	(13)	(14)	(15)	(16)	(17)	(18)	(19)	(20)
UN číslo	Pojmenování a popis	Třída	Klasifikační kód	Obalová skupina	Nebezpečí	Typ tankového plavidla	Stav nákladních tanků	Typ nákladního tanku	Vybavení nákladního tanku	Otevírací tlak přetlakového ventilu/vysokorychlostního odvětrávacího ventilu, v kPa	Maximální přípustný stupeň plnění v %	Relativní hustota při 20 °C	Druh zkušebního odběrového zařízení	Povolný prostor s čerpadly pod palubou	Teplotní třída	Skupina výbušnosti	Zajištění proti explozi nutné	Požadované vybavení	Počet kuželů/světél	Dodatečné požadavky, poznámky
1972	METHAN, HLUBOCE ZCHLAZENÝ, KAPALNÝ nebo PLYN ZEMNÍ, HLUBOCE ZCHLAZENÝ, KAPALNÝ, s vysokým obsahem methanu	2	3F		2.1	G	1 1	1	1		95		1	ne	T <sub>1</sub> <sup>(2)</sup>	II A	ano	PP, EX, A	1	2; 31; 42
1978	PROPAN	2	2F		2.1	G	1 1	1			91		1	ne	T <sub>1</sub> <sup>(2)</sup>	II A	ano	PP, EX, A	1	2; 31
1986	ALKOHOLY, HOŘLAVÉ, TOXICKÉ, J.N.	3	FT1	I	3+6.1+(N1, N2, N3, CMR, F nebo S)	C	1 1	1	*	*	95		1	ne	T <sub>4</sub> <sup>(3)</sup>	II B <sup>(4)</sup>	ano	PP, EP, EX, TOX, A	2	27; 29; *viz 3.2.3.3
1986	ALKOHOLY, HOŘLAVÉ, TOXICKÉ, J.N.	3	FT1	I	3+6.1+(N1, N2, N3, CMR, F nebo S)	C	2 2	2	*	*	95		1	ne	T <sub>4</sub> <sup>(3)</sup>	II B <sup>(4)</sup>	ano	PP, EP, EX, TOX, A	2	27; 29; *viz 3.2.3.3
1986	ALKOHOLY, HOŘLAVÉ, TOXICKÉ, J.N.	3	FT1	I	3+6.1+(N1, N2, N3, CMR, F nebo S)	C	1 1	1	*	*	95		1	ne	T <sub>4</sub> <sup>(3)</sup>	II B <sup>(4)</sup> (II B3)	ano	PP, EP, EX, TOX, A	2	27; 29; 44 *viz 3.2.3.3
1986	ALKOHOLY, HOŘLAVÉ, TOXICKÉ, J.N.	3	FT1	I	3+6.1+(N1, N2, N3, CMR, F nebo S)	C	2 2	2	*	*	95		1	ne	T <sub>4</sub> <sup>(3)</sup>	II B <sup>(4)</sup> (II B3)	ano	PP, EP, EX, TOX, A	2	27; 29; 44 *viz 3.2.3.3
1986	ALKOHOLY, HOŘLAVÉ, TOXICKÉ, J.N.	3	FT1	II	3+6.1+(N1, N2, N3, CMR, F nebo S)	C	2 2	2	*	*	95		2	ne	T <sub>4</sub> <sup>(3)</sup>	II B <sup>(4)</sup>	ano	PP, EP, EX, TOX, A	2	27; 29; *viz 3.2.3.3
1986	ALKOHOLY, HOŘLAVÉ, TOXICKÉ, J.N.	3	FT1	II	3+6.1+(N1, N2, N3, CMR, F nebo S)	C	2 2	2	*	*	95		2	ne	T <sub>4</sub> <sup>(3)</sup>	II B <sup>(4)</sup> (II B3)	ano	PP, EP, EX, TOX, A	2	27; 29; 44 *viz 3.2.3.3

(1)	(2)	(3a)	(3b)	(4)	(5)	(6)	(7)	(8)	(9)	(10)	(11)	(12)	(13)	(14)	(15)	(16)	(17)	(18)	(19)	(20)
UN číslo	Pojmenování a popis	Třída	Klasifikační kód	Obalová skupina	Nebezpečí	Typ tankového plavidla	Stav nákladních tanků	Typ nákladního tanku	Vybavení nákladního tanku	Otevírací tlak přetlakového ventilu/vysokorychlostního odvětrávacího ventilu, v kPa	Maximální přípustný stupeň plnění v %	Relativní hustota při 20 °C	Druh zkušebního odběrového zařízení	Povolný prostor s čerpadly pod palubou	Teplotní třída	Skupina výbušnosti	Zajištění proti explozi nutné	Požadované vybavení	Počet kuželů/světél	Dodatečné požadavky, poznámky
1986	ALKOHOLY, HOŘLAVÉ, TOXICKÉ, J.N.	3	FT1	III	3+6.1+(N1, N2, N3, CMR, F nebo S)	C	2 2	2	*	*	95		2	ne	T4 <sup>3)</sup>	II B <sup>4)</sup>	ano	PP, EP, EX, TOX, A	0	27; 29; *viz 3.2.3.3
1986	ALKOHOLY, HOŘLAVÉ, TOXICKÉ, J.N.	3	FT1	III	3+6.1+(N1, N2, N3, CMR, F nebo S)	C	2 2	2	*	*	95		2	ne	T4 <sup>3)</sup>	II B <sup>4)</sup> (II B3)	ano	PP, EP, EX, TOX, A	0	27; 29; 44 *viz 3.2.3.3
1987	ALKOHOLY, J.N. (90 % hm. terc-BUTANOL a 10 % hm. METHANOL, SMĚS)	3	F1	II	3	N	2 2	2		10	97		3	ano	T1 <sup>12)</sup>	II A	ano	PP, EX, A	1	
1987	ALKOHOLY, J.N.	3	F1	II	3+(N1, N2, N3, CMR, F nebo S)	*	*	*	*	*	*		*	ano	T4 <sup>3)</sup>	II B <sup>4)</sup>	ano	*	1	14; 27; 29 *viz. 3.2.3.3
1987	ALKOHOLY, J.N.	3	F1	II	3+(N1, N2, N3, CMR, F nebo S)	*	*	*	*	*	*		*	ano	T4 <sup>3)</sup>	II B <sup>4)</sup> (II B3)	ano	*	1	14; 27; 29; 44 *viz 3.2.3.3
1987	ALKOHOLY, J.N.	3	F1	III	3+(N1, N2, N3, CMR, F nebo S)	*	*	*	*	*	*		*	ano	T4 <sup>3)</sup>	II B <sup>4)</sup>	ano	*	0	14; 27 *viz. 3.2.3.3
1987	ALKOHOLY, J.N.	3	F1	III	3+(N1, N2, N3, CMR, F nebo S)	*	*	*	*	*	*		*	ano	T4 <sup>3)</sup>	II B <sup>4)</sup> (II B3)	ano	*	0	14; 27; 44 *viz 3.2.3.3
1987	ALKOHOLY, J.N. (CYKLOHEXANOL)	3	F1	III	3+N3+F	N	3 3	2			95	0.95	3	ano	T3	II A	ano	PP, EX, A	0	7; 17
1987	ALKOHOLY, J.N. (CYKLOHEXANOL)	3	F1	III	3+N3+F	N	3 3	4			95	0.95	3	ano			ne	PP	0	7; 17; 20: +46 °C

(1)	(2)	(3a)	(3b)	(4)	(5)	(6)	(7)	(8)	(9)	(10)	(11)	(12)	(13)	(14)	(15)	(16)	(17)	(18)	(19)	(20)
UN číslo	Pojmenování a popis	Třída	Klasifikační kód	Obalová skupina	Nebezpečí	Typ tankového plavidla	Stav nákladních tanků	Typ nákladního tanku	Vybavení nákladního tanku	Otevírací tlak přetlakového ventilu/vysokorychlostního odvětrávacího ventilu, v kPa	Maximální přípustný stupeň plnění v %	Relativní hustota při 20 °C	Druh zkušebního odběrového zařízení	Povolný prostor s čerpadly pod palubou	Teplotní třída	Skupina výbušnosti	Zajištění proti explozi nutné	Požadované vybavení	Počet kuželů/světél	Dodatečné požadavky, poznámky
1989	ALDEHYDY, J.N.	3	F1	II	3+(N1, N2, N3, CMR, F nebo S)	*	*	*	*	*	*		*	ano	T4 <sup>(3)</sup>	II B <sup>(4)</sup>	ano	*	1	14; 27; 29 *viz. 3.2.3.3
1989	ALDEHYDY, J.N.	3	F1	II	3+(N1, N2, N3, CMR, F nebo S)	*	*	*	*	*	*		*	ano	T4 <sup>(3)</sup>	II B <sup>(4)</sup> (II B3)	ano	*	1	14; 27; 29; 44 *viz. 3.2.3.3
1989	ALDEHYDY, J.N.	3	F1	III	3+(N1, N2, N3, CMR, F nebo S)	*	*	*	*	*	*		*	ano	T4 <sup>(3)</sup>	II B <sup>(4)</sup>	ano	*	0	14; 27 *viz. 3.2.3.3
1989	ALDEHYDY, J.N.	3	F1	III	3+(N1, N2, N3, CMR, F nebo S)	*	*	*	*	*	*		*	ano	T4 <sup>(3)</sup>	II B <sup>(4)</sup> (II B3)	ano	*	0	14; 27; 44 *viz. 3.2.3.3
1991	CHLOROPREN, STABILIZOVANÝ	3	FT1	I	3+6.1+nešt.+ CMR	C	2 2	3	3	50	95	0.96	1	ne	T2 <sup>(2)</sup>	II B (II B3)	ano	PP, EP, EX, TOX, A	2	3; 5; 23
1992	LÁTKA HOŘLAVÁ, KAPALNÁ, TOXICKÁ, J.N.	3	FT1	I	3+6.1+(N1, N2, N3, CMR, F nebo S)	C	1 1	*	*	*	95		1	ne	T4 <sup>(3)</sup>	II B <sup>(4)</sup>	ano	PP, EP, EX, TOX, A	2	27; 29 *viz. 3.2.3.3
1992	LÁTKA HOŘLAVÁ, KAPALNÁ, TOXICKÁ, J.N.	3	FT1	I	3+6.1+(N1, N2, N3, CMR, F nebo S)	C	2 2	*	*	*	95		1	ne	T4 <sup>(3)</sup>	II B <sup>(4)</sup>	ano	PP, EP, EX, TOX, A	2	27; 29 *viz. 3.2.3.3
1992	LÁTKA HOŘLAVÁ, KAPALNÁ, TOXICKÁ, J.N.	3	FT1	I	3+6.1+(N1, N2, N3, CMR, F nebo S)	C	1 1	*	*	*	95		1	ne	T4 <sup>(3)</sup>	II B <sup>(4)</sup> (II B3)	ano	PP, EP, EX, TOX, A	2	27; 29; 44 *viz. 3.2.3.3

(1)	(2)	(3a)	(3b)	(4)	(5)	(6)	(7)	(8)	(9)	(10)	(11)	(12)	(13)	(14)	(15)	(16)	(17)	(18)	(19)	(20)
UN číslo	Pojmenování a popis	Třída	Klasifikační kód	Obalová skupina	Nebezpečí	Typ tankového plavidla	Stav nákladních tanků	Typ nákladního tanku	Vybavení nákladního tanku	Otevírací tlak přetlakového ventilu/vysokorychlostního odvětrávacího ventilu, v kPa	Maximální přípustný stupeň plnění v %	Relativní hustota při 20 °C	Druh zkušebního odběrového zařízení	Povolný prostor s čerpadly pod palubou	Teplotní třída	Skupina výbušnosti	Zajištění proti explozi nutné	Požadované vybavení	Počet kuželů/světél	Dodatečné požadavky, poznámky
1992	LÁTKA HOŘLAVÁ, KAPALNÁ, TOXICKÁ, J.N.	3	FT1	I	3+6.1+(N1, N2, N3, CMR, F nebo S)	C	2 2	2	*	*	95		1	ne	T4 <sup>3)</sup>	II B <sup>4)</sup> (II B3)	ano	PP, EP, EX, TOX, A	2	27; 29; 44 *viz 3.2.3.3
1992	LÁTKA HOŘLAVÁ, KAPALNÁ, TOXICKÁ, J.N.	3	FT1	II	3+6.1+(N1, N2, N3, CMR, F nebo S)	C	2 2	2	*	*	95		2	ne	T4 <sup>3)</sup>	II B <sup>4)</sup>	ano	PP, EP, EX, TOX, A	2	27; 29 *viz. 3.2.3.3
1992	LÁTKA HOŘLAVÁ, KAPALNÁ, TOXICKÁ, J.N.	3	FT1	II	3+6.1+(N1, N2, N3, CMR, F nebo S)	C	2 2	2	*	*	95		2	ne	T4 <sup>3)</sup>	II B <sup>4)</sup> (II B3)	ano	PP, EP, EX, TOX, A	2	27; 29; 44 *viz 3.2.3.3
1992	LÁTKA HOŘLAVÁ, KAPALNÁ, TOXICKÁ, J.N.	3	FT1	III	3+6.1+(N1, N2, N3, CMR, F nebo S)	C	2 2	2	*	*	95		2	ne	T4 <sup>3)</sup>	II B <sup>4)</sup>	ano	PP, EP, EX, TOX, A	0	27; 29 *viz. 3.2.3.3
1992	LÁTKA HOŘLAVÁ, KAPALNÁ, TOXICKÁ, J.N.	3	FT1	III	3+6.1+(N1, N2, N3, CMR, F nebo S)	C	2 2	2	*	*	95		2	ne	T4 <sup>3)</sup>	II B <sup>4)</sup> (II B3)	ano	PP, EP, EX, TOX, A	0	27; 29; 44 *viz 3.2.3.3
1993	LÁTKA HOŘLAVÁ, KAPALNÁ, J.N	3	F1	I	3+(N1, N2, N3, CMR, F)	*	*	*	*	*	*		*	ano	T4 <sup>3)</sup>	II B <sup>4)</sup>	ano	*	1	14; *viz 3.2.3.3
1993	LÁTKA HOŘLAVÁ, KAPALNÁ, J.N.	3	F1	I	3+(N1, N2, N3, CMR, F)	*	*	*	*	*	*		*	ano	T4 <sup>3)</sup>	II B <sup>4)</sup> (II B3)	ano	*	1	14; 44 *viz 3.2.3.3
1993	LÁTKA HOŘLAVÁ, KAPALNÁ, J.N	3	F1	II	3+(N1, N2, N3, CMR, F)	*	*	*	*	*	*		*	ano	T4 <sup>3)</sup>	II B <sup>4)</sup>	ano	*	1	14; *viz 3.2.3.3
1993	LÁTKA HOŘLAVÁ, KAPALNÁ, J.N.	3	F1	II	3+(N1, N2, N3, CMR, F)	*	*	*	*	*	*		*	ano	T4 <sup>3)</sup>	II B <sup>4)</sup> (II B3)	ano	*	1	14; 44 *viz 3.2.3.3
1993	LÁTKA HOŘLAVÁ, KAPALNÁ, J.N	3	F1	III	3+(N1, N2, N3, CMR, F)	*	*	*	*	*	*		*	ano	T4 <sup>3)</sup>	II B <sup>4)</sup>	ano	*	0	14; *viz 3.2.3.3

(1)	(2)	(3a)	(3b)	(4)	(5)	(6)	(7)	(8)	(9)	(10)	(11)	(12)	(13)	(14)	(15)	(16)	(17)	(18)	(19)	(20)
UN číslo	Pojmenování a popis	Třída	Klasifikační kód	Obalová skupina	Nebezpečí	Typ tankového plavidla	Stav nákladních tanků	Typ nákladního tanku	Vybavení nákladního tanku	Otevírací tlak přetlakového ventilu/vysokorychlostního odvětrávacího ventilu, v kPa	Maximální přípustný stupeň plnění v %	Relativní hustota při 20 °C	Druh zkušebního odběrového zařízení	Povolný prostor s čerpadly pod palubou	Teplotní třída	Skupina výbušnosti	Zajištění proti explozi nutné	Požadované vybavení	Počet kuželů/světél	Dodatečné požadavky, poznámky
1993	LÁTKA HOŘLAVÁ, KAPALNÁ, J.N.	3	F1	III	3+(N1, N2, N3, CMR, F)	C	*	*	*	*	*		*	ano	T4 <sup>3)</sup>	II B <sup>4)</sup> (II B3)	ano	*	0	14; 44 *viz 3.2.3.3
1993	LÁTKA HOŘLAVÁ, KAPALNÁ, J.N S VÍCE NEŽ 10% BENZENU	3	F1	I	3+(N1, N2, N3, CMR, F)	C	*	*	*	*	*		*	ano	T4 <sup>3)</sup>	II B <sup>4)</sup> (II B3)	ano	*	1	*viz 3.2.3.3
1993	LÁTKA HOŘLAVÁ, KAPALNÁ, J.N S VÍCE NEŽ 10% BENZENU	3	F1	I	3+(N1, N2, N3, CMR, F)	C	*	*	*	*	*		*	ano	T4 <sup>3)</sup>	II B <sup>4)</sup> (II B3)	ano	*	1	44 *viz 3.2.3.3
1993	LÁTKA HOŘLAVÁ, KAPALNÁ, J.N S VÍCE NEŽ 10% BENZENU	3	F1	II	3+(N1, N2, N3, CMR, F)	C	*	*	*	*	*		*	ano	T4 <sup>3)</sup>	II B <sup>4)</sup> (II B3)	ano	*	1	*viz 3.2.3.3
1993	LÁTKA HOŘLAVÁ, KAPALNÁ, J.N S VÍCE NEŽ 10% BENZENU	3	F1	II	3+(N1, N2, N3, CMR, F)	C	*	*	*	*	*		*	ano	T4 <sup>3)</sup>	II B <sup>4)</sup> (II B3)	ano	*	1	44 *viz 3.2.3.3
1993	LÁTKA HOŘLAVÁ, KAPALNÁ, J.N S VÍCE NEŽ 10% BENZENU	3	F1	III	3+(N1, N2, N3, CMR, F)	C	*	*	*	*	*		*	ano	T4 <sup>3)</sup>	II B <sup>4)</sup> (II B3)	ano	*	0	*viz 3.2.3.3
1993	LÁTKA HOŘLAVÁ, KAPALNÁ, J.N S VÍCE NEŽ 10% BENZENU	3	F1	III	3+(N1, N2, N3, CMR, F)	C	*	*	*	*	*		*	ano	T4 <sup>3)</sup>	II B <sup>4)</sup> (II B3)	ano	*	0	44 *viz 3.2.3.3
1993	LÁTKA HOŘLAVÁ, KAPALNÁ, J.N S VÍCE NEŽ 10% BENZENU, POČÁTEČNÍ BOD VARU ≤ 60 °C	3	F1	I	3+(N1, N2, N3, CMR, F)	C	1	1			95		1	ano	T4 <sup>3)</sup>	II B <sup>4)</sup> (II B3)	ano	PP, EP, EX, TOX, A	1	29
1993	LÁTKA HOŘLAVÁ, KAPALNÁ, J.N S VÍCE NEŽ 10% BENZENU, POČÁTEČNÍ BOD VARU ≤ 60 °C	3	F1	I	3+(N1, N2, N3, CMR, F)	C	1	1			95		1	ano	T4 <sup>3)</sup>	II B <sup>4)</sup> (II B3)	ano	PP, EP, EX, TOX, A	1	29; 44
1993	LÁTKA HOŘLAVÁ, KAPALNÁ, J.N S VÍCE NEŽ 10% BENZENU, POČÁTEČNÍ BOD VARU ≤ 60 °C	3	F1	II	3+(N1, N2, N3, CMR, F)	C	1	1			95		1	ano	T4 <sup>3)</sup>	II B <sup>4)</sup> (II B3)	ano	PP, EP, EX, TOX, A	1	29

(1)	(2)	(3a)	(3b)	(4)	(5)	(6)	(7)	(8)	(9)	(10)	(11)	(12)	(13)	(14)	(15)	(16)	(17)	(18)	(19)	(20)
UN číslo	Pojmenování a popis	Třída	Klasifikační kód	Obalová skupina	Nebezpečí	Typ tankového plavidla	Stav nákladních tanků	Typ nákladního tanku	Vybavení nákladního tanku	Otevírací tlak přetlakového ventilu/vysokorychlostního odvětrávacího ventilu, v kPa	Maximální přípustný stupeň plnění v %	Relativní hustota při 20 °C	Druh zkušebního odběrového zařízení	Povolný prostor s čerpadly pod palubou	Teplotní třída	Skupina výbušnosti	Zajištění proti explozi nutné	Požadované vybavení	Počet kuželů/světél	Dodatečné požadavky, poznámky
1993	LÁTKA HOŘLAVÁ, KAPALNÁ, J.N S VÍCE NEŽ 10% BENZENU, POČÁTEČNÍ BOD VARU ≤ 60 °C	3	F1	II	3+(N1, N2, N3, CMR, F)	C	1 1	1			95		1	ano	T4 <sup>3)</sup>	II B <sup>4)</sup> (II B3)	ano	PP, EP, EX, TOX, A	1	29; 44
1993	LÁTKA HOŘLAVÁ, KAPALNÁ, J.N S VÍCE NEŽ 10% BENZENU, POČÁTEČNÍ BOD VARU ≤ 60 °C	3	F1	III	3+(N1, N2, N3, CMR, F)	C	1 1	1			95		1	ano	T4 <sup>3)</sup>	II B <sup>4)</sup>	ano	PP, EP, EX, TOX, A	0	29
1993	LÁTKA HOŘLAVÁ, KAPALNÁ, J.N S VÍCE NEŽ 10% BENZENU, POČÁTEČNÍ BOD VARU ≤ 60 °C	3	F1	III	3+(N1, N2, N3, CMR, F)	C	1 1	1			95		1	ano	T4 <sup>3)</sup>	II B <sup>4)</sup> (II B3)	ano	PP, EP, EX, TOX, A	0	29; 44
1993	LÁTKA HOŘLAVÁ, KAPALNÁ, J.N S VÍCE NEŽ 10% BENZENU, 60°C < POČÁTEČNÍ BOD VARU ≤ 85 °C	3	F1	II	3+(N1, N2, N3, CMR, F)	C	2 2	2 3	3	50	95		2	ano	T4 <sup>3)</sup>	II B <sup>4)</sup>	ano	PP, EP, EX, TOX, A	1	23; 29; 38
1993	LÁTKA HOŘLAVÁ, KAPALNÁ, J.N S VÍCE NEŽ 10% BENZENU, 60°C < POČÁTEČNÍ BOD VARU ≤ 85 °C	3	F1	II	3+(N1, N2, N3, CMR, F)	C	2 2	2 3	3	50	95		2	ano	T4 <sup>3)</sup>	II B <sup>4)</sup> (II B3)	ano	PP, EP, EX, TOX, A	1	23; 29; 38; 44
1993	LÁTKA HOŘLAVÁ, KAPALNÁ, J.N S VÍCE NEŽ 10% BENZENU, 60°C < POČÁTEČNÍ BOD VARU ≤ 85 °C	3	F1	III	3+(N1, N2, N3, CMR, F)	C	2 2	2 3	3	50	95		2	ano	T4 <sup>3)</sup>	II B <sup>4)</sup> (II B3)	ano	PP, EP, EX, TOX, A	0	23; 29; 38; 44
1993	LÁTKA HOŘLAVÁ, KAPALNÁ, J.N S VÍCE NEŽ 10% BENZENU, 85°C < POČÁTEČNÍ BOD VARU ≤ 115 °C	3	F1	II	3+(N1, N2, N3, CMR, F)	C	2 2	2		50	95		2	ano	T4 <sup>3)</sup>	II B <sup>4)</sup>	ano	PP, EP, EX, TOX, A	1	29

(1)	(2)	(3a)	(3b)	(4)	(5)	(6)	(7)	(8)	(9)	(10)	(11)	(12)	(13)	(14)	(15)	(16)	(17)	(18)	(19)	(20)
UN číslo	Pojmenování a popis	Třída	Klasifikační kód	Obalová skupina	Nebezpečí	Typ tankového plavidla	Stav nákladních tanků	Typ nákladního tanku	Vybavení nákladního tanku	Otevírací tlak přetlakového ventilu/vysokorychlostního odvzdušňovacího ventilu, v kPa	Maximální přípustný stupeň plnění v %	Relativní hustota při 20 °C	Druh zkušebního odběrového zařízení	Povolný prostor s čerpadly pod palubou	Teplotní třída	Skupina výbušnosti	Zajištění proti explozi nutné	Požadované vybavení	Počet kuželů/světél	Dodatečné požadavky, poznámky
1993	LÁTKA HOŘLAVÁ, KAPALNÁ, J.N S VÍCE NEŽ 10% BENZENU, 85°C < POČÁTEČNÍ BOD VARU ≤ 115 °C	3	F1	II	3+(N1, N2, N3, CMR, F)	C	2 2	2 2		50	95		2	ano	T4 <sup>3)</sup>	II B <sup>4)</sup> (II B3)	ano	PP, EP, EX, TOX, A	1	29; 44
1993	LÁTKA HOŘLAVÁ, KAPALNÁ, J.N S VÍCE NEŽ 10% BENZENU, 60°C < POČÁTEČNÍ BOD VARU ≤ 85 °C	3	F1	III	3+(N1, N2, N3, CMR, F)	C	2 2	2 2	3	50	95		2	ano	T4 <sup>3)</sup>	II B <sup>4)</sup>	ano	PP, EP, EX, TOX, A	0	23; 29; 38
1993	LÁTKA HOŘLAVÁ, KAPALNÁ, J.N S VÍCE NEŽ 10% BENZENU, 85°C < POČÁTEČNÍ BOD VARU ≤ 115 °C	3	F1	III	3+(N1, N2, N3, CMR, F)	C	2 2	2 2		50	95		2	ano	T4 <sup>3)</sup>	II B <sup>4)</sup>	ano	PP, EP, EX, TOX, A	0	29
1993	LÁTKA HOŘLAVÁ, KAPALNÁ, J.N S VÍCE NEŽ 10% BENZENU, 85°C < POČÁTEČNÍ BOD VARU ≤ 115 °C	3	F1	III	3+(N1, N2, N3, CMR, F)	C	2 2	2 2		50	95		2	ano	T4 <sup>3)</sup>	II B <sup>4)</sup> (II B3)	ano	PP, EP, EX, TOX, A	0	29; 44
1993	LÁTKA HOŘLAVÁ, KAPALNÁ, J.N S VÍCE NEŽ 10% BENZENU, POČÁTEČNÍ BOD VARU > 115 °C	3	F1	II	3+(N1, N2, N3, CMR, F)	C	2 2	2 2		35	95		2	ano	T4 <sup>3)</sup>	II B <sup>4)</sup>	ano	PP, EP, EX, TOX, A	1	29
1993	LÁTKA HOŘLAVÁ, KAPALNÁ, J.N S VÍCE NEŽ 10% BENZENU, POČÁTEČNÍ BOD VARU > 115 °C	3	F1	II	3+(N1, N2, N3, CMR, F)	C	2 2	2 2		35	95		2	ano	T4 <sup>3)</sup>	II B <sup>4)</sup> (II B3)	ano	PP, EP, EX, TOX, A	1	29; 44
1993	LÁTKA HOŘLAVÁ, KAPALNÁ, J.N S VÍCE NEŽ 10% BENZENU, POČÁTEČNÍ BOD VARU > 115 °C	3	F1	III	3+(N1, N2, N3, CMR, F)	C	2 2	2 2		35	95		2	ano	T4 <sup>3)</sup>	II B <sup>4)</sup>	ano	PP, EP, EX, TOX, A	0	29
1993	LÁTKA HOŘLAVÁ, KAPALNÁ, J.N S VÍCE NEŽ 10% BENZENU, POČÁTEČNÍ BOD VARU > 115 °C	3	F1	III	3+(N1, N2, N3, CMR, F)	C	2 2	2 2		35	95		2	ano	T4 <sup>3)</sup>	II B <sup>4)</sup> (II B3)	ano	PP, EP, EX, TOX, A	0	29; 44



(1)	(2)	(3a)	(3b)	(4)	(5)	(6)	(7)	(8)	(9)	(10)	(11)	(12)	(13)	(14)	(15)	(16)	(17)	(18)	(19)	(20)
UN číslo	Pojmenování a popis	Třída	Klasifikační kód	Obalová skupina	Nebezpečí	Typ tankového plavidla	Stav nákladních tanků	Typ nákladního tanku	Vybavení nákladního tanku	Otevírací tlak přetlakového ventilu/vysokorychlostního odvětrávacího ventilu, v kPa	Maximální přípustný stupeň plnění v %	Relativní hustota při 20 °C	Druh zkušebního odběrového zařízení	Povolný prostor s čerpadly pod palubou	Teplotní třída	Skupina výbušnosti	Zajištění proti explozi nutné	Požadované vybavení	Počet kuželů/světél	Dodatečné požadavky, poznámky
1993	LÁTKA HOŘLAVÁ, KAPALNÁ, J.N. (CYKLOHEXANON/CYKLOHEXANO L, SMĚS)	3	F1	III	3+F	N	3	3			97	0,95	3	ano	T3	II A	ano	PP, EX, A	0	
1999	DEHTY, KAPALNÉ, včetně silničních olejů a ředěné živice	3	F1	III	3+S	N	4	3	2		97		3	ano	T3	II A <sup>(7)</sup>	ano	PP, EX, A	0	
2014	PEROXID VODÍKU, VODNÝ ROZTOK nejméně 20 %, ale nejvýše 60 % peroxidu vodíku (stabilizovaný podle potřeby)	5.1	OC1	II	5.1+8+nest.	C	2	2		35	95	1.2	2	ano			ne	PP, EP	0	3; 33
2021	CHLORFENOLY, KAPALNÉ (2-CHLORFENOL)	6.1	T1	III	6.1+N2	C	2	2		25	95	1.23	2	ne	T1 <sup>(12)</sup>	II A <sup>(7)</sup>	ano	PP, EP, EX, TOX, A	0	6: +10 °C; 17
2022	KYSELINA KRESOLOVÁ	6.1	TC1	II	6.1+8+3+S	C	2	2		25	95	1.03	2	ne	T1 <sup>(12)</sup>	II A <sup>(7)</sup>	ano	PP, EP, EX, TOX, A	2	6: +16 °C; 17
2023	EPICHLORHYDRIN	6.1	TF1	II	6.1+3+N3	C	2	2		35	95	1.18	2	ne	T2 <sup>(12)</sup>	II B (II B3)	ano	PP, EP, EX, TOX, A	2	5
2031	KYSELINA DUSÍČNÁ, jiná než dýmavá, obsahující více než 70 % kyseliny	8	CO1	I	8+5.1+N3	N	2	3		10	97	1,41-1,48	3	ano			ne	PP, EP	0	34
2031	KYSELINA DUSÍČNÁ, jiná než dýmavá, obsahující nejméně 65 %, ale nejvýše 70 % kyseliny	8	CO1	II	8+5.1+N3	N	2	3		10	97	1,39-1,41	3	ano			ne	PP, EP	0	34
2031	KYSELINA DUSÍČNÁ, jiná než dýmavá, obsahující méně než 65 % kyseliny	8	CO1	II	8+N3	N	2	3		10	97	1,02-1,39	3	ano			ne	PP, EP	0	34

(1)	(2)	(3a)	(3b)	(4)	(5)	(6)	(7)	(8)	(9)	(10)	(11)	(12)	(13)	(14)	(15)	(16)	(17)	(18)	(19)	(20)
UN číslo	Pojmenování a popis	Třída	Klasifikační kód	Obalová skupina	Nebezpečí	Typ tankového plavidla	Stav nákladních tanků	Typ nákladního tanku	Vybavení nákladního tanku	Otevírací tlak přetlakového ventilu/vysokorychlostního odvzdušňovacího ventilu, v kPa	Maximální přípustný stupeň plnění v %	Relativní hustota při 20 °C	Druh zkušebního odběrového zařízení	Povolný prostor s čerpadly pod palubou	Teplotní třída	Skupina výbušnosti	Zajištění proti explozi nutné	Požadované vybavení	Počet kuželů/světél	Dodatečné požadavky, poznámky
2032	KYSELINA DUSIČNÁ, DÝMAVÁ	8	COT	I	8+5.1+6.1+N3	C	2	2		50	95	1,48-1,51	1	ne			ne	PP, EP, TOX, A	2	
2045	ISOBUTYRALDEHYD	3	F1	II	3+N3	C	2	2	3	50	95	0.79	2	ano	T4	II A <sup>(7)</sup>	ano	PP, EX, A	1	15; 23
2046	ISOPROPYLTOLUENY (CYMENY)	3	F1	III	3+N2+F	N	3	3			97	0.88	3	ano	T2 <sup>(12)</sup>	II A <sup>(7)</sup>	ano	PP, EX, A	0	
2047	DICHLORPROPENY (2,3-DICHLOR-1-PROPEN)	3	F1	II	3+N2+CMR	C	2	2		45	95	1.2	2	ano	T1 <sup>(12)</sup>	II A <sup>(7)</sup>	ano	PP, EP, EX, TOX, A	1	
2047	DICHLORPROPENY (2,3-DICHLOR-1-PROPEN a 1,3-DICHLOR-1-PROPEN, SMĚS)	3	F1	II	3+N1+CMR	C	2	2		45	95	1.23	2	ano	T2 <sup>(1), 12)</sup>	II A <sup>(7)</sup>	ano	PP, EP, EX, TOX, A	1	
2047	DICHLORPROPENY (2,3-DICHLOR-1-PROPEN a 1,3-DICHLOR-1-PROPEN, SMĚS)	3	F1	III	3+N1+CMR	C	2	2		45	95	1.23	2	ano	T2 <sup>(1), 12)</sup>	II A <sup>(7)</sup>	ano	PP, EP, EX, TOX, A	0	
2047	DICHLORPROPENY (1,3-DICHLOR-1-PROPEN)	3	F1	III	3+N1+CMR	C	2	2		40	95	1.23	2	ano	T2 <sup>(1), 12)</sup>	II A <sup>(7)</sup>	ano	PP, EP, EX, TOX, A	0	
2048	DICYCLOPENTADIEN	3	F1	III	3+N2+F	N	3	3	2		95	0.94	3	ano	T1 <sup>(12)</sup>	II A	ano	PP, EX, A	0	7; 17
2050	DIISOBUTYLEN, ISOMERNÍ SLOUČENINY	3	F1	II	3+N2+F	N	2	3		10	97	0.72	3	ano	T3 <sup>(2)</sup>	II A <sup>(7)</sup>	ano	PP, EX, A	1	
2051	2-(DIMETHYLAMINO)-ETHANOL	8	CF1	II	8+3+N3	N	3	2			97	0.89	3	ano	T3	II A <sup>(7)</sup>	ano	PP, EP, EX, A	1	34
2053	METHYLISOBUTYLKARBINOL	3	F1	III	3	N	3	2			97	0.81	3	ano	T2 <sup>(12)</sup>	II A	ano	PP, EX, A	0	

(1)	(2)	(3a)	(3b)	(4)	(5)	(6)	(7)	(8)	(9)	(10)	(11)	(12)	(13)	(14)	(15)	(16)	(17)	(18)	(19)	(20)
UN číslo	Pojmenování a popis	Třída	Klasifikační kód	Obalová skupina	Nebezpečí	Typ tankového plavidla	Stav nákladních tanků	Typ nákladního tanku	Vybavení nákladního tanku	Otevírací tlak přetlakového ventilu/vysokorychlostního odvětrávacího ventilu, v kPa	Maximální přípustný stupeň plnění v %	Relativní hustota při 20 °C	Druh zkušebního odběrového zařízení	Povolný prostor s čerpadly pod palubou	Teplotní třída	Skupina výbušnosti	Zajištění proti explozi nutné	Požadované vybavení	Počet kuželů/světél	Dodatečné požadavky, poznámky
2054	MORFOLIN	8	CF1	I	8+3+N3	N	3 2				97	1	3	ano	T3	II A	ano	PP, EP, EX, A	1	34
2055	STYREN, MONOMERNÍ, STABILIZOVANÝ	3	F1	III	3+nest.+N3	N	3 2				97	0.91	3	ano	T1 <sup>(12)</sup>	II A	ano	PP, EX, A	0	3; 5; 16
2056	TETRAHYDROFURAN	3	F1	II	3	N	2 2			10	97	0.89	3	ano	T3	II B (II B1)	ano	PP, EX, A	1	
2057	TRIPROPYLEN	3	F1	II	3 + N1	C	2 2			10	97	0.744	2	ano	T3	II A	ano	PP, EX, A	1	
2057	TRIPROPYLEN	3	F1	III	3 + N1	C	2 2				97	0.73	2	ano	T3	II A	ano	PP, EX, A	0	
2078	TOLUENDIISOKYANÁT a směs isomerů (2,4-TOLUENDIISOKYANÁT)	6.1	T1	II	6.1+N2+S	C	2 2 2			25	95	1.22	2	ne	T1 <sup>(12)</sup>	II B (II B3 <sup>(14)</sup> )	ano	PP, EP, EX, TOX, A	2	2; 7; 8; 17
2078	TOLUENDIISOKYANÁT a směs isomerů (2,4-TOLUENEDIISOKYANÁT)	6.1	T1	II	6.1+N2+S	C	2 1 4			25	95	1.22	2	ne			ne	PP, EP, TOX, A	2	2; 7; 8; 17; 20; +112 °C; 26
2079	DIETHYLENTRIAMIN	8	C7	II	8+N3	N	4 2				97	0.96	3	ano			ne	PP, EP	0	34
2187	OXID UHLÍČITÝ, HLUBOCE ZCHLAZENÝ, KAPALNÝ	2	3A		2.2	G	1 1 1				95		1	ano			ne	PP	0	31; 39
2205	ADIPONITRIL	6.1	T1	III	6.1	C	2 2			25	95	0.96	2	ne	T4	II B (II B3 <sup>(14)</sup> )	ano	PP, EP, EX, TOX, A	0	6; 6 °C; 17
2206	ISOKYANÁTY, TOXICKÉ, J.N. (4-CHLORFENYL ISOKYANÁT)	6.1	T1	II	6.1+S	C	2 2 4			25	95	1.25	2	ne			ne	PP, EP, TOX, A	2	7; 17

(1)	(2)	(3a)	(3b)	(4)	(5)	(6)	(7)	(8)	(9)	(10)	(11)	(12)	(13)	(14)	(15)	(16)	(17)	(18)	(19)	(20)
UN číslo	Pojmenování a popis	Třída	Klasifikační kód	Obalová skupina	Nebezpečí	Typ tankového plavidla	Stav nákladních tanků	Typ nákladního tanku	Vybavení nákladního tanku	Otevírací tlak přetlakového ventilu/vysokorychlostního odvzdušňovacího ventilu, v kPa	Maximální přípustný stupeň plnění v %	Relativní hustota při 20 °C	Druh zkušebního odběrového zařízení	Povolný prostor s čerpadly pod palubou	Teplotní třída	Skupina výbušnosti	Zajištění proti explozi nutné	Požadované vybavení	Počet kuželů/světél	Dodatečné požadavky, poznámky
2209	FORMALDEHYD, ROZTOK, obsahující nejméně 25 % formaldehydu	8	C9	III	8+N3	N	4 2				97	1.09	3	ano			ne	PP, EP	0	15; 34
2215	MALEINANHYDRID, ROZTAVENÝ	8	C3	III	8+N3	N	3 3	3 2			95	0.93	3	ano	T2 <sup>(2)</sup>	II B <sup>(4)</sup>	ano	PP, EP, EX, A	0	7; 17; 25; 34
2215	MALEINANHYDRID, ROZTAVENÝ	8	C3	III	8+N3	N	3 1	4			95	0.93	3	ano			ne	PP, EP	0	7; 17; 20; +88 °C; 25; 34
2218	KYSELINA AKRYLOVÁ, STABILIZOVANÁ	8	CF1	II	8+3+nest.+ N1	C	2 2	4		30	95	1.05	1	ano	T2 <sup>(2)</sup>	II B (II B1)	ano	PP, EP, EX, A	1	3; 4; 5; 17
2227	n-BUTYLMETHAKRYLÁT, STABILIZOVANÝ	3	F1	III	3+nest.+N3+F	C	2 2			25	95	0.9	1	ano	T3	II A	ano	PP, EX, A	0	3; 5
2238	CHLORTOLUENY (m-CHLORTOLUEN)	3	F1	III	3+N2+S	C	2 2			30	95	1.08	2	ano	T1 <sup>(2)</sup>	II A <sup>(7)</sup>	ano	PP, EX, A	0	
2238	CHLORTOLUENY (o-CHLORTOLUEN)	3	F1	III	3+N2+S	C	2 2			30	95	1.08	2	ano	T1 <sup>(2)</sup>	II A <sup>(7)</sup>	ano	PP, EX, A	0	
2238	CHLORTOLUENY (p-CHLORTOLUEN)	3	F1	III	3+N2+S	C	2 2			30	95	1.07	2	ano	T1 <sup>(2)</sup>	II A <sup>(7)</sup>	ano	PP, EX, A	0	6; +11 °C; 17
2241	CYKLOHEPTAN	3	F1	II	3+N2	N	2 3			10	97	0.81	3	ano	T4 <sup>(3)</sup>	II A <sup>(7)</sup>	ano	PP, EX, A	1	
2247	n-DEKAN	3	F1	III	3+F	C	2 2			30	95	0.73	2	ano	T4	II A	ano	PP, EX, A	0	
2248	DI-n-BUTYLAMIN	8	CF1	II	8+3+N3	N	3 2					0.76	3	ano	T3	II A <sup>(7)</sup>	ano	PP, EP, EX, A	1	34

(1)	(2)	(3a)	(3b)	(4)	(5)	(6)	(7)	(8)	(9)	(10)	(11)	(12)	(13)	(14)	(15)	(16)	(17)	(18)	(19)	(20)
UN číslo	Pojmenování a popis	Třída	Klasifikační kód	Obalová skupina	Nebezpečí	Typ tankového plavidla	Stav nákladních tanků	Typ nákladního tanku	Vybavení nákladního tanku	Otevírací tlak přetlakového ventilu/vysokorychlostního odvětrávacího ventilu, v kPa	Maximální přípustný stupeň plnění v %	Relativní hustota při 20 °C	Druh zkušebního odběrového zařízení	Povolný prostor s čerpadly pod palubou	Teplotní třída	Skupina výbušnosti	Zajištění proti explozi nutné	Požadované vybavení	Počet kuželů/světél	Dodatečné požadavky, poznámky
2259	TRIETHYLENTETRAMIN	8	C7	II	8+N2	N	3 3				97	0.98	3	ano	T2 <sup>(2)</sup>	II B (II B3 <sup>(14)</sup> )	ano	PP, EP, EX, A	0	6; 16° C; 17; 34
2263	DIMETHYLCYKLOHEXANY (cis-1,4-DIMETHYLCYKLOHEXAN)	3	F1	II	3	C	2 2			35	95	0.78	2	ano	T4 <sup>(3)</sup>	II A <sup>(7)</sup>	ano	PP, EX, A	1	
2263	DIMETHYLCYKLOHEXANY (trans-1,4-DIMETHYLCYKLOHEXAN)	3	F1	II	3	C	2 2			35	95	0.76	2	ano	T4 <sup>(3)</sup>	II A <sup>(7)</sup>	ano	PP, EX, A	1	
2264	N,N-DIMETHYLCYKLOHEXYLAMIN	8	CF1	II	8+3+N2	N	3 3				97	0.85	3	ano	T3	II B <sup>(4)</sup>	ano	PP, EP, EX, A	1	34
2265	N,N-DIMETHYLFORMAMID	3	F1	III	3+CMR	N	2 3 3			10	97	0.95	3	ano	T2 <sup>(2)</sup>	II A	ano	PP, EP, EX, TOX, A	0	
2266	DIMETHYL-N-PROPYLAMIN	3	FC	II	3+8	C	2 2 3			50	95	0.72	2	ano	T4	II A <sup>(7)</sup>	ano	PP, EP, EX, A	1	23
2276	2-ETHYLHEXYLAMIN	3	FC	III	3+8+N3	N	3 2				97	0.79	3	ano	T3	II A <sup>(7)</sup>	ano	PP, EP, EX, A	0	34
2278	n-HEPTEN	3	F1	II	3+N3	N	2 2			10	97	0.7	3	ano	T3	II B <sup>(4)</sup> (II B1)	ano	PP, EX, A	1	
2280	HEXAMETHYLENDIAMIN, TUHÝ, ROZTAVENÝ	8	C8	III	8+N3	N	3 3 2				95	0.83	3	ano	T3	II B (II B3 <sup>(14)</sup> )	ano	PP, EP, EX, A	0	7; 17; 34
2280	HEXAMETHYLENDIAMIN, TUHÝ, ROZTAVENÝ	8	C8	III	8+N3	N	3 3 4				95	0.83	3	ano			ne	PP, EP	0	7; 17; 20; +66 °C; 34
2282	HEXANOLY	3	F1	III	3+N3	N	3 2				97	0.83	3	ano	T3	II A	ano	PP, EX, A	0	

(1)	(2)	(3a)	(3b)	(4)	(5)	(6)	(7)	(8)	(9)	(10)	(11)	(12)	(13)	(14)	(15)	(16)	(17)	(18)	(19)	(20)
UN číslo	Pojmenování a popis	Třída	Klasifikační kód	Obalová skupina	Nebezpečí	Typ tankového plavidla	Stav nákladních tanků	Typ nákladního tanku	Vybavení nákladního tanku	Otevírací tlak přetlakového ventilu/vysokorychlostního odvětrávacího ventilu, v kPa	Maximální přípustný stupeň plnění v %	Relativní hustota při 20 °C	Druh zkušebního odběrového zařízení	Povolný prostor s čerpadly pod palubou	Teplotní třída	Skupina výbušnosti	Zajištění proti explozi nutné	Požadované vybavení	Počet kuželů/světél	Dodatečné požadavky, poznámky
2286	PENTAMETHYLHEPTAN	3	F1	III	3+F	N	3 3				97	0.75	3	ano	T2 <sup>(12)</sup>	II A <sup>(7)</sup>	ano	PP, EX, A	0	
2288	ISOHEXEN	3	F1	II	3+nest.+N3	C	2 2	3		50	95	0.735	2	ano	T2 <sup>(12)</sup>	II B <sup>(4)</sup>	ano	PP, EX, A	1	3; 23
2289	ISOFORONDIAMIN	8	C7	III	8+N2	N	3 3				97	0.92	3	ano	T2 <sup>(12)</sup>	II A <sup>(7)</sup>	ano	PP, EP, EX, A	0	6: 14° C; 17: 34
2302	5-METHYLHEXAN-2-ON	3	F1	III	3	N	3 2				97	0.81	3	ano	T1 <sup>(12)</sup>	II A	ano	PP, EX, A	0	
2303	ISOPROPENYLBENZEN	3	F1	III	3+N2+F	N	3 3				97	0.91	3	ano	T2 <sup>(12)</sup>	II B (II B1)	ano	PP, EX, A	0	
2309	OKTADIENY (1,7-OCTADIEN)	3	F1	II	3+N2	N	2 3			10	97	0.75	3	ano	T3	II B (II B3)	ano	PP, EX, A	1	
2311	FENETIDINY	6.1	T1	III	6.1	C	2 2			25	95	1.07	2	ne			ne	PP, EP, TOX, A	0	6: +7 °C; 17
2312	FENOL, ROZTAVENÝ	6.1	T1	II	6.1+N3+S	C	2 2	4		25	95	1.07	2	ne	T1 <sup>(12)</sup>	II A <sup>(8)</sup>	ano	PP, EP, EX, TOX, A	2	7; 17
2312	FENOL, ROZTAVENÝ	6.1	T1	II	6.1+N3+S	C	2 2	4		25	95	1.07	2	ne			ne	PP, EP, TOX, A	2	7; 17; 20: +67 °C
2320	TETRAETHYLENPENTAMIN	8	C7	III	8+N2	N	4 3				97	1	3	ano			ne	PP, EP	0	34
2321	TRICHLORBENZENY, KAPALNÉ (1,2,4-TRICHLORBENZEN)	6.1	T1	III	6.1+N1+S	C	2 2	2		25	95	1.45	2	ne	T1 <sup>(12)</sup>	II A <sup>(7)</sup>	ano	PP, EP, EX, TOX, A	0	7; 17

(1)	(2)	(3a)	(3b)	(4)	(5)	(6)	(7)	(8)	(9)	(10)	(11)	(12)	(13)	(14)	(15)	(16)	(17)	(18)	(19)	(20)
UN číslo	Pojmenování a popis	Třída	Klasifikační kód	Obalová skupina	Nebezpečí	Typ tankového plavidla	Stav nákladních tanků	Typ nákladního tanku	Vybavení nákladního tanku	Otevírací tlak přetlakového ventilu/vysokorychlostního odvzdušňovacího ventilu, v kPa	Maximální přípustný stupeň plnění v %	Relativní hustota při 20 °C	Druh zkušebního odběrového zařízení	Povolný prostor s čerpadly pod palubou	Teplotní třída	Skupina výbušnosti	Zajištění proti explozi nutné	Požadované vybavení	Počet kuželů/světél	Dodatečné požadavky, poznámky
2321	TRICHLORBENZENY, KAPALNÉ (1,2,4-TRICHLORBENZEN)	6.1	T1	III	6.1+N1+S	C	2	1	4	25	95	1.45	2	ne			ne	PP, EP, TOX, A	0	7; 17; 20: +95 °C; 26
2323	TRIETHYLFOSFIT	3	F1	III	3	N	3	2			97	0.8	3	ano	T3	II B <sup>(4)</sup>	ano	PP, EX, A	0	
2324	TRIISOBUTYLEN	3	F1	III	3+N1+F	C	2	2		35	95	0.76	2	ano	T2 <sup>(12)</sup>	II B <sup>(4)</sup>	ano	PP, EX, A	0	
2325	1,3,5-TRIMETHYLBENZEN	3	F1	III	3+N1	C	2	2		35	95	0.87	2	ano	T1 <sup>(12)</sup>	II A <sup>(7)</sup>	ano	PP, EX, A	0	
2333	ALLYLACETÁT	3	FT1	II	3+6.1	C	2	2		40	95	0.93	2	ne	T2 <sup>(12)</sup>	II A <sup>(7)</sup>	ano	PP, EP, EX, TOX, A	2	
2348	BUTYLAKRYLÁTY, STABILIZOVANÉ (n-BUTYLAKRYLÁTY, STABILIZOVANÉ)	3	F1	III	3+nest.+N3	C	2	2		30	95	0.9	1	ano	T3	II B (II B1)	ano	PP, EX, A	0	3, 5
2350	BUTYLMETHYLETHER	3	F1	II	3	N	2	2		10	97	0.74	3	ano	T4 <sup>(3)</sup>	II B <sup>(4)</sup>	ano	PP, EX, A	1	
2356	2-CHLORPROPAN	3	F1	I	3	C	2	2	3	50	95	0.86	2	ano	T1 <sup>(12)</sup>	II A	ano	PP, EX, A	1	23
2357	CYKLOHEXYLAMIN	8	CF1	II	8+3+N3	N	3	2			97	0.86	3	ano	T3	II A	ano	PP, EP, EX, A	1	34
2362	1,1-DICHLORETHAN	3	F1	II	3+N2	C	2	2	3	50	95	1.17	2	ano	T2 <sup>(12)</sup>	II A	ano	PP, EX, A	1	23
2370	1-HEXEN	3	F1	II	3+N3	N	2	2		10	97	0.67	3	ano	T3	II B <sup>(4)</sup>	ano	PP, EX, A	1	

(1)	(2)	(3a)	(3b)	(4)	(5)	(6)	(7)	(8)	(9)	(10)	(11)	(12)	(13)	(14)	(15)	(16)	(17)	(18)	(19)	(20)
UN číslo	Pojmenování a popis	Třída	Klasifikační kód	Obalová skupina	Nebezpečí	Typ tankového plavidla	Stav nákladních tanků	Typ nákladního tanku	Vybavení nákladního tanku	Otevírací tlak přetlakového ventilu/vysokorychlostního odvzdušňovacího ventilu, v kPa	Maximální přípustný stupeň plnění v %	Relativní hustota při 20 °C	Druh zkušebního odběrového zařízení	Povolný prostor s čerpadly pod palubou	Teplotní třída	Skupina výbušnosti	Zajištění proti explozi nutné	Požadované vybavení	Počet kuželů/světél	Dodatečné požadavky, poznámky
2381	DIMETHYLDISULFID	3	FT1	II	3+6.1	C	2 2	2		40	95	1.063	2	ano	T2 <sup>(2)</sup>	II A	ano	PP, EP, EX, TOX, A	2	
2382	DIMETHYLHYDRAZIN, SYMETRICKÝ	6.1	TF1	I	6.1+3+CMR	C	2 2	2		50	95	0.83	1	ne	T4 <sup>(3)</sup>	II C <sup>(5)</sup>	ano	PP, EP, EX, TOX, A	2	
2383	DIPROPYLAMIN	3	FC	II	3+8+N3	C	2 2	2		35	95	0.74	2	ano	T3	II A	ano	PP, EP, EX, A	1	
2397	3-METHYLBUTAN-2-ON	3	F1	II	3	N	2 2	2		10	97	0.81	3	ano	T1 <sup>(2)</sup>	II A <sup>(7)</sup>	ano	PP, EX, A	1	
2398	terc-BUTYLMETHYLETER	3	F1	II	3	N	2 2	2		10	97	0.74	3	ano	T1 <sup>(2)</sup>	II A	ano	PP, EX, A	1	
2404	PROPIONITRIL	3	FT1	II	3+6.1	C	2 2	2		45	95	0.78	2	ne	T1 <sup>(9), 12)</sup>	II A <sup>(7)</sup>	ano	PP, EP, EX, TOX, A	2	
2414	THIOFEN	3	F1	II	3+N3+S	N	2 3	3		10	97	1.06	3	ano	T2 <sup>(2)</sup>	II A	ano	PP, EX, A	1	
2430	ALKYLFENOLY, TUHÉ, J.N., (NONYLFENOL. SMĚS IZOMERŮ, ROZTAVENÝ)	8	C4	II	8+N1+F	N	3 1	2			95	0.95	2	ano	T2 <sup>(2)</sup>	II A <sup>(7)</sup>	ano	PP, EP, EX, A	0	7; 17
2430	ALKYLFENOLY, TUHÉ, J.N., (NONYLFENOL, ISOMERIC MIXTURE, MOLTEN)	8	C4	II	8+N1+F	N	3 2	4			95	0.95	2	ano			ne	PP, EP	0	7; 17; 20: +125 °C
2432	N,N-DIETHYLANILIN	6.1	T1	III	6.1+N2	C	2 2	2		25	95	0.93	2	ne			ne	PP, EP, TOX, A	0	



(1)	(2)	(3a)	(3b)	(4)	(5)	(6)	(7)	(8)	(9)	(10)	(11)	(12)	(13)	(14)	(15)	(16)	(17)	(18)	(19)	(20)
UN číslo	Pojmenování a popis	Třída	Klasifikační kód	Obalová skupina	Nebezpečí	Typ tankového plavidla	Stav nákladních tanků	Typ nákladního tanku	Vybavení nákladního tanku	Otevírací tlak přetlakového ventilu/vysokorychlostního odvzdušňovacího ventilu, v kPa	Maximální přípustný stupeň plnění v %	Relativní hustota při 20 °C	Druh zkušebního odběrového zařízení	Povolný prostor s čerpadly pod palubou	Teplotní třída	Skupina výbušnosti	Zajištění proti explozi nutné	Požadované vybavení	Počet kuželů/světél	Dodatečné požadavky, poznámky
2448	SÍRA, ROZTAVENÁ	4.1	F3	III	4.1+S	N	4	1	4		95	2.07	3	ano			ne	PP, EP, TOX*, A	0	* Toximetr pro H <sub>2</sub> S; 7; 17 20: +150 °C; 28; 32
2458	HEXADIENY	3	F1	II	3+N3	N	2	2		10	97	0.72	3	ano	T <sub>4</sub> <sup>(3)</sup>	(II A) <sup>(1)</sup>	ano	PP, EX, A	1	
2477	METHYLISOTHIOKYANÁT	6.1	TF1	I	6.1+3+N1	C	2	2	2	35	95	1,07 <sup>(11)</sup>	1	ne	T <sub>4</sub> <sup>(3)</sup>	II B <sup>(4)</sup>	ano	PP, EP, EX, TOX, A	2	7; 17
2485	n-BUTYLISOKYANÁT	6.1	TF1	I	6.1+3	C	2	2		35	95	0.89	1	ne	T <sub>2</sub> <sup>(12)</sup>	II A	ano	PP, EP, EX, TOX, A	2	
2486	ISOBUTYLISOKYANÁT	06.1	TF1	I	6.1+3	C	2	2		40	95		1	ne	T <sub>4</sub> <sup>(3)</sup>	II A	ano	PP, EP, EX, TOX, A	2	
2487	FENYLISOKYANÁT	6.1	TF1	I	6.1+3	C	2	2		25	95	1.1	1	ne	T <sub>1</sub> <sup>(12)</sup>	II A	ano	PP, EP, EX, TOX, A	2	
2490	BIS(2-CHLOROISOPROPYL)ETHER	6.1	T1	II	6.1	C	2	2		25	95	1.11	2	ne			ne	PP, EP, TOX, A	2	
2491	ETHANOLAMIN nebo ETHANOLAMIN, ROZTOK	8	C7	III	8+N3	N	3	2			97	1.02	3	ano	T <sub>2</sub> <sup>(12)</sup>	(II A) <sup>(1)</sup>	ano	PP, EP, EX, A	0	6: 14 °C; 17; 34
2493	HEXAMETHYLENIMIN	3	FC	II	3+8+N3	N	3	2			97	0.88	3	ano	T <sub>3</sub> <sup>(2)</sup>	II A	ano	PP, EP, EX, A	1	34
2496	ANHYDRID KYSELINY PROPIONOVÉ	8	C3	III	8+N3	N	4	3			97	1.02	3	ano			ne	PP, EP	0	34
2518	1,5,9-CYKLODODEKATRIEN	6.1	T1	III	6.1+F	C	2	2		25	95	0.9	2	ne			ne	PP, EP, TOX, A	0	

(1)	(2)	(3a)	(3b)	(4)	(5)	(6)	(7)	(8)	(9)	(10)	(11)	(12)	(13)	(14)	(15)	(16)	(17)	(18)	(19)	(20)
UN číslo	Pojmenování a popis	Třída	Klasifikační kód	Obalová skupina	Nebezpečí	Typ tankového plavidla	Stav nákladních tanků	Typ nákladního tanku	Vybavení nákladního tanku	Otevírací tlak přetlakového ventilu/vysokorychlostního odvzdušňovacího ventilu, v kPa	Maximální přípustný stupeň plnění v %	Relativní hustota při 20 °C	Druh zkušebního odběrového zařízení	Povolný prostor s čerpadly pod palubou	Teplotní třída	Skupina výbušnosti	Zajištění proti explozi nutné	Požadované vybavení	Počet kuželů/světél	Dodatečné požadavky, poznámky
2527	ISOBUTYLAKRYLÁT, STABILIZOVANÝ	3	F1	III	3+nest.	C	2 2			30	95	0.89	1	ano	T2 <sup>(2)</sup>	II B <sup>(9)</sup>	ano	PP, EX, A	0	3; 5
2528	ISOBUTYLISOBUTYRÁT	3	F1	III	3+N3	N	3 2				97	0.86	3	ano	T2 <sup>(2)</sup>	II A	ano	PP, EX, A	0	
2531	KYSELINA METHAKRYLOVÁ, STABILIZOVANÁ	8	C3	II	8+nest.+N3	C	2 2	4		25	95	1.02	1	ano	T2 <sup>(2)</sup>	II A	ano	PP, EP, EX, A	0	3; 4; 5; 7; 17
2564	KYSELINA TRICHLOROCTOVÁ, ROZTOK	8	C3	II	8+N1	C	2 2	2		25	95	1,62 <sup>(11)</sup>	2	ano	T1 <sup>(12)</sup>	II A <sup>(7)</sup>	ano	PP, EP, EX, A	0	7; 17; 22
2564	KYSELINA TRICHLOROCTOVÁ, ROZTOK	8	C3	III	8+N1	C	2 2			25	95	1,62 <sup>(11)</sup>	2	ano			ne	PP, EP	0	22
2574	TRIKRESYLFOSFÁT, s více než 3 % ortho-isomerů	6.1	T1	II	6.1+N1+S	C	2 2			25	95	1.18	2	ne			ne	PP, EP, TOX, A	2	
2579	PIPERAZIN, ROZTAVENÝ	8	C8	III	8+N2	N	3 3	2			95	0.9	3	ano			ne	PP, EP	0	7; 17; 34
2582	CHLORID ŽELEZITÝ, ROZTOK	8	C1	III	8	N	4 3				97	1.45	3	ano			ne	PP, EP	0	22; 30; 34
2586	KYSELINY ALKYL SULFONOVÉ, KAPALNÉ nebo KYSELINY ARYL SULFONOVÉ, KAPALNÉ, obsahující nejvýše 5 % volné kyseliny sírové	8	C3	III	8	N	4 3				97		3	ano			ne	PP, EP	0	34
2608	NITROPROPANY	3	F1	III	3	N	3 2				97	1	3	ano	T2 <sup>(2)</sup>	II B <sup>(7)</sup> (II B2)	ano	PP, EX, A	0	
2615	ETHYLPROPYLETER	3	F1	II	3	N	2 2			10	97	0.73	3	ano	T4 <sup>(3)</sup>	II A <sup>(7)</sup>	ano	PP, EX, A	1	

(1)	(2)	(3a)	(3b)	(4)	(5)	(6)	(7)	(8)	(9)	(10)	(11)	(12)	(13)	(14)	(15)	(16)	(17)	(18)	(19)	(20)
UN číslo	Pojmenování a popis				Nebezpečí	Typ tankového plavidla	Stav nákladních tanků	Typ nákladního tanku	Vybavení nákladního tanku	Otevírací tlak přetlakového ventilu/vysokorychlostního odvětrávacího ventilu, v kPa	Maximální přípustný stupeň plnění v %	Relativní hustota při 20 °C	Druh zkušebního odběrového zařízení	Povolný prostor s čerpadly pod palubou	Teplotní třída	Skupina výbušnosti	Zajištění proti explozi nutné	Požadované vybavení	Počet kuželů/světél	Dodatečné požadavky, poznámky
2618	VINYLTOLUENY, STABILIZOVANÉ	3	F1	III	3+nest.+N2+F	C	2 2	2 2		25	95	0,92	1	ano	T1 <sup>(2)</sup>	II A	ano	PP, EX, A	0	3; 5
2651	4,4'-DIAMINODIFENYLMETHAN	6.1	T2	III	6.1+N2+CMR+S	C	2 2	2 2	2	25	95	1	2	ne			ne	PP, EP, TOX, A	0	7; 17
2672	AMONIAK, ROZTOK, vodný, relativní hustota mezi 0,880 a 0,957 při 15 °C, s více než 10 %, ale nejvíce 35 % amoniaku (s více než 25 %, ale nejvíce 35 % amoniaku)	8	C5	III	8+N1	C	2 2	2 1	1	50	95	0,88 <sup>(10)</sup> , 0,96 <sup>(10)</sup>	2	ano			ne	PP, EP	0	
2672	AMONIAK, ROZTOK, vodný, relativní hustota mezi 0,880 a 0,957 při 15 °C, s více než 10 %, ale nejvíce 35 % amoniaku (nejvíce 25 % amoniaku)	8	C5	III	8+N3	N	2 2	2 2		10	95	0,88 <sup>(10)</sup> , 0,96 <sup>(10)</sup>	2	ano			ne	PP, EP	0	34
2683	SULFID AMONNÝ, ROZTOK	8	CFT	II	8+3+6.1	C	2 2	2 2		50	95		2	ne	T4 <sup>(3)</sup>	II B <sup>(4)</sup>	ano	PP, EP, EX, TOX, A	2	15; 16
2693	HYDROGENSIŘČITANY, VODNÝ ROZTOK, J.N.	8	C1	III	8	N	4 3	3			97		3	ano			ne	PP, EP	0	27; 34
2709	BUTYLBENZENY	3	F1	III	3+N1+F	N	2 3	3		35	97	0,87	2	ano	T2 <sup>(12)</sup>	II A <sup>(7)</sup>	ano	PP, EX, A	0	41
2709	BUTYLBENZENY (n-BUTYLBENZEN)	3	F1	III	3+N1+F	N	3 3	3			97	0,87	2	ano	T2 <sup>(12)</sup>	II A	ano	PP, EX, A	0	41

(1)	(2)	(3a)	(3b)	(4)	(5)	(6)	(7)	(8)	(9)	(10)	(11)	(12)	(13)	(14)	(15)	(16)	(17)	(18)	(19)	(20)
UN číslo	Pojmenování a popis	Třída	Klasifikační kód	Obalová skupina	Nebezpečí	Typ tankového plavidla	Stav nákladních tanků	Typ nákladního tanku	Vybavení nákladního tanku	Otevírací tlak přetlakového ventilu/vysokorychlostního odvětrávacího ventilu, v kPa	Maximální přípustný stupeň plnění v %	Relativní hustota při 20 °C	Druh zkušebního odběrového zařízení	Povolný prostor s čerpadly pod palubou	Teplotní třída	Skupina výbušnosti	Zajištění proti explozi nutné	Požadované vybavení	Počet kuželů/světél	Dodatečné požadavky, poznámky
2733	AMINY HOŘLAVÉ, ŽÍRAVÉ, J.N. nebo POLYAMINY HOŘLAVÉ, ŽÍRAVÉ, J.N. (2-AMINOBUTAN)	3	FC	II	3+8+N1	C		2	3	50	95	0.72	2	ano	T4 <sup>3)</sup>	II A <sup>7)</sup>	ano	PP, EP, EX, A	1	23
2735	AMINY KAPALNÉ, ŽÍRAVÉ, J.N. nebo POLYAMINY KAPALNÉ, ŽÍRAVÉ, J.N.	8	C7	I	8+(N1, N2, N3, CMR, F nebo S)	*	*	*	*	*	*		*	ano			ne	*	0	27; 34 *viz. 3.2.3.3
2735	AMINY KAPALNÉ, ŽÍRAVÉ, J.N. nebo POLYAMINY KAPALNÉ, ŽÍRAVÉ, J.N.	8	C7	II	8+(N1, N2, N3, CMR, F nebo S)	*	*	*	*	*	*		*	ano			ne	*	0	27; 34 *viz. 3.2.3.3
2735	AMINY KAPALNÉ, ŽÍRAVÉ, J.N. nebo POLYAMINY KAPALNÉ, ŽÍRAVÉ, J.N.	8	C7	III	8+(N1, N2, N3, CMR, F nebo S)	*	*	*	*	*	*		*	ano			ne	*	0	27; 34 *viz. 3.2.3.3
2754	N-ETHYLTOLUIDINY (N-ETHYL-o-TOLUIDIN)	6.1	T1	II	6.1+F	C	2	2		25	95	0.94	2	ne			ne	PP, EP, TOX, A	2	
2754	N-ETHYLTOLUIDINY (N-ETHYL-m-TOLUIDIN)	6.1	T1	II	6.1+F	C	2	2		25	95	0.94	2	ne			ne	PP, EP, TOX, A	2	
2754	N-ETHYLTOLUIDINY (SMĚS N-ETHYL-o-TOLUIDINU A N-ETHYL-m-TOLUIDINU)	6.1	T1	II	6.1+F	C	2	2		25	95	0.94	2	ne			ne	PP, EP, TOX, A	2	
2754	N-ETHYLTOLUIDINY (N-ETHYL-p-TOLUIDIN)	6.1	T1	II	6.1+F	C	2	2	2	25	95	0.94	2	ne			ne	PP, EP, TOX, A	2	7; 17
2785	4-THIAPENTANAL (3-METHYLMERCAPTO-PROPIONALDEHYD)	6.1	T1	III	6.1	C	2	2		25	95	1.04	2	ne			ne	PP, EP, TOX, A	0	

(1)	(2)	(3a)	(3b)	(4)	(5)	(6)	(7)	(8)	(9)	(10)	(11)	(12)	(13)	(14)	(15)	(16)	(17)	(18)	(19)	(20)
UN číslo	Pojmenování a popis	Třída	Klasifikační kód	Obalová skupina	Nebezpečí	Typ tankového plavidla	Stav nákladních tanků	Typ nákladního tanku	Vybavení nákladního tanku	Otevírací tlak přetlakového ventilu/vysokorychlostního odvětrávacího ventilu, v kPa	Maximální přípustný stupeň plnění v %	Relativní hustota při 20 °C	Druh zkušebního odběrového zařízení	Povolný prostor s čerpadly pod palubou	Teplotní třída	Skupina výbušnosti	Zajištění proti explozi nutné	Požadované vybavení	Počet kuželů/světél	Dodatečné požadavky, poznámky
2789	KYSELINA OCTOVÁ, LEDOVÁ nebo KYSELINA OCTOVÁ, ROZTOK, obsahující více než 80 % hm. kyseliny	8	CF1	II	8+3	N	2	3	2	10	95	1,05 (v 100% kyselin y)	3	ano	T1 <sup>(2)</sup>	II A <sup>(7)</sup>	ano	PP, EP, EX, A	1	7; 17; 34
2790	KYSELINA OCTOVÁ, ROZTOK, obsahující nejméně 50 % hm., ale nejvíce 80 % hm. kyseliny	8	C3	II	8	N	2	3		10	97		3	ano			ne	PP, EP	0	34
2790	KYSELINA OCTOVÁ, ROZTOK, obsahující nejméně 10 % hm., ale nejvíce 50 % hm. kyseliny	8	C3	III	8	N	2	3		10	97		3	ano			ne	PP, EP	0	34
2796	ELEKTROLYT PRO AKUMULÁTORY (BATERIE), KYSELÝ	8	C1	II	8+N3	N	4	3			97	1,00 - 1,84	3	ano			ne	PP, EP	0	8; 22; 30; 34
2796	KYSELINA SÍROVÁ, obsahující nejvýše 51 % kyseliny	8	C1	II	8+N3	N	4	3			97	1,00 - 1,41	3	ano			ne	PP, EP	0	8; 22; 30; 34
2797	ELEKTROLYT PRO AKUMULÁTORY (BATERIE), ALKALICKÝ	8	C5	II	8+N3	N	4	3			97	1,00 - 2,13	3	ano			ne	PP, EP	0	22; 30; 34
2810	LÁTKA TOXICKÁ, KAPALNÁ, ORGANICKÁ, J.N.	6.1	T1	I	6.1+(N1, N2,N3, CMR, F nebo S)	C	2	2	*	*	95		1	ne			ne	PP, EP, TOX, A	2	27; 29 *viz. 3.2.3.3
2810	LÁTKA TOXICKÁ, KAPALNÁ, ORGANICKÁ, J.N.	6.1	T1	II	6.1+(N1, N2,N3, CMR, F nebo S)	C	2	2	*	*	95		2	ne			ne	PP, EP, TOX, A	2	27; 29 *viz. 3.2.3.3

(1)	(2)	(3a)	(3b)	(4)	(5)	(6)	(7)	(8)	(9)	(10)	(11)	(12)	(13)	(14)	(15)	(16)	(17)	(18)	(19)	(20)
UN číslo	Pojmenování a popis	Třída	Klasifikační kód	Obalová skupina	Nebezpečí	Typ tankového plavidla	Stav nákladních tanků	Typ nákladního tanku	Vybavení nákladního tanku	Otevírací tlak přetlakového ventilu/vysokorychlostního odvzdušňovacího ventilu, v kPa	Maximální přípustný stupeň plnění v %	Relativní hustota při 20 °C	Druh zkušebního odběrového zařízení	Povolný prostor s čerpadly pod palubou	Teplotní třída	Skupina výbušnosti	Zajištění proti explozi nutné	Požadované vybavení	Počet kuželů/světél	Dodatečné požadavky, poznámky
2810	LÁTKA TOXICKÁ, KAPALNÁ, ORGANICKÁ, J.N.	6.1	T1	III	6.1+(N1, N2, N3, CMR, F nebo S)	C	2 2	2	*	25	95		2	ne			ne	PP, EP, TOX, A	0	27; 29 *viz. 3.2.3.3
2811	LÁTKA TOXICKÁ, TUHÁ, ORGANICKÁ, J.N. (1,2,3-TRICHLORBENZEN, ROZTAVENÝ)	6.1	T2	III	6.1+S	C	2 2	2	2	25	95		2	ne	T4 <sup>3)</sup>	(II A <sup>7)</sup> )	ano	PP, EP, EX, TOX, A	0	7; 17; 22
2811	LÁTKA TOXICKÁ, TUHÁ, ORGANICKÁ, J.N. (1,2,3-TRICHLORBENZEN, ROZTAVENÝ)	6.1	T2	III	6.1+S	C	2 1	4	4	25	95		2	ne			ne	PP, EP, TOX, A	0	7; 17; 20; +92 °C; 22; 26
2811	LÁTKA TOXICKÁ, TUHÁ, ORGANICKÁ, J.N. (1,3,5-TRICHLORBENZEN, ROZTAVENÝ)	6.1	T2	III	6.1+S	C	2 2	2	2	25	95		2	ne	T4 <sup>3)</sup>	(II A <sup>7)</sup> )	ano	PP, EP, EX, TOX, A	0	7; 17; 22
2811	LÁTKA TOXICKÁ, TUHÁ, ORGANICKÁ, J.N. (1,3,5-TRICHLORBENZEN, ROZTAVENÝ)	6.1	T2	III	6.1+S	C	2 1	4	4	25	95		2	ne			ne	PP, EP, TOX, A	0	7; 17; 20; +92 °C; 22; 26
2815	N-AMINOETHYLPIPERAZIN	8	C7	III	8+N2	N	4 3				97	0.98	3	ano			ne	PP, EP	0	34
2820	KYSELINA MÁSELNÁ	8	C3	III	8+N3	N	2 3			10	97	0.96	3	ano			ne	PP, EP	0	34
2829	KYSELINA KAPRONOVÁ	8	C3	III	8+N3	N	4 3				97	0.92	3	ano			ne	PP, EP	0	34
2831	1,1,1-TRICHLORETHAN	6.1	T1	III	6.1+N2	C	2 2	3	3	50	95	1.34	2	ne			ne	PP, EP, TOX, A	0	23
2850	TETRAMER PROPYLENU	3	F1	III	3+N1+F	N	4 3				97	0.76	2	ano			ne	PP	0	

(1)	(2)	(3a)	(3b)	(4)	(5)	(6)	(7)	(8)	(9)	(10)	(11)	(12)	(13)	(14)	(15)	(16)	(17)	(18)	(19)	(20)
UN číslo	Pojmenování a popis	Třída	Klasifikační kód	Obalová skupina	Nebezpečí	Typ tankového plavidla	Stav nákladních tanků	Typ nákladního tanku	Vybavení nákladního tanku	Otevírací tlak přetlakového ventilu/vysokorychlostního odvětrávacího ventilu, v kPa	Maximální přípustný stupeň plnění v %	Relativní hustota při 20 °C	Druh zkušebního odběrového zařízení	Povolný prostor s čerpadly pod palubou	Teplotní třída	Skupina výbušnosti	Zajištění proti explozi nutné	Požadované vybavení	Počet kuželů/světél	Dodatečné požadavky, poznámky
2874	FURFURYLKOHOL	6.1	T1	III	6.1+N3	C	2 2	2		25	95	1.13	2	ne			ne	PP, EP, TOX, A	0	
2904	FENOLÁTY, KAPALNÉ	8	C9	III	8	N	4 2	2			97	1.13-1.18	3	ano			ne	PP, EP	0	34
2920	LÁTKA ŽÍRAVÁ, KAPALNÁ, HOŘLAVÁ, J.N. (2-PROPANOL A 2-DODECYLDIMETHYL-AMMONIUMCHLORID, VODNÝ ROZTOK)	8	CF1	II	8+3+F	N	3 3	3			97	0.95	3	ano	T3	II A	ano	PP, EP, EX, A	1	34;
2920	LÁTKA ŽÍRAVÁ, KAPALNÁ, HOŘLAVÁ, J.N. (HEXADECYLTRIMETHYLAMMONIUMCHLORID (50%) A ETHANOL (35%), VODNÝ ROZTOK)	8	CF1	II	8+3+F	N	2 3	3		10	95	0.9	3	ano	T2 <sup>(2)</sup>	II B	ano	PP, EP, EX, A	1	6: +7 °C; 17; 34;
2920	LÁTKA ŽÍRAVÁ, KAPALNÁ, HOŘLAVÁ, J.N. (HEXADECYLTRIMETHYLAMMONIUMCHLORID (50%) A ETHANOL (35%), VODNÝ ROZTOK)	8	CF1	II	8+3+F	N	2 3	3		10	95	0.9	3	ano	T2 <sup>(2)</sup>	II B (II B3)	ano	PP, EP, EX, A	1	6: +7 °C; 17; 34; 44
2922	LÁTKA ŽÍRAVÁ, KAPALNÁ, TOXICKÁ, J.N.	8	CT1	I	8+6.1+(N1, N2, N3, CMR, F nebo S)	C	2 2	2	*	*	95		1	ne			ne	PP, EP, TOX, A	2	27; 29 *viz. 3.2.3.3
2924	LÁTKA HOŘLAVÁ, KAPALNÁ, ŽÍRAVÁ, J.N.	3	FC	I	3+8+(N1, N2, N3, CMR, F nebo S)	C	1 1	1	*	*	95		1	ano	T4 <sup>(3)</sup>	II B <sup>(4)</sup> (II B3)	ano	*	1	27; 29; 44 *viz. 3.2.3.3

(1)	(2)	(3a)	(3b)	(4)	(5)	(6)	(7)	(8)	(9)	(10)	(11)	(12)	(13)	(14)	(15)	(16)	(17)	(18)	(19)	(20)
UN číslo	Pojmenování a popis	Třída	Klasifikační kód	Obalová skupina	Nebezpečí	Typ tankového plavidla	Stav nákladních tanků	Typ nákladního tanku	Vybavení nákladního tanku	Otevírací tlak přetlakového ventilu/vysokorychlostního odvzdušňovacího ventilu, v kPa	Maximální přípustný stupeň plnění v %	Relativní hustota při 20 °C	Druh zkušebního odběrového zařízení	Povolný prostor s čerpadly pod palubou	Teplotní třída	Skupina výbušnosti	Zajištění proti explozi nutné	Požadované vybavení	Počet kuželů/světél	Dodatečné požadavky, poznámky
2924	LÁTKA HOŘLAVÁ, KAPALNÁ, ŽÍRAVÁ, J.N.	3	FC	I	3+8+(N1, N2, N3, CMR, F nebo S)	C	2 2	2	*	*	95		1	ano	T4 <sup>3)</sup>	II B <sup>4)</sup> (II B3)	ano	*	1	27; 29; 44 *viz 3.2.3.3
2922	LÁTKA ŽÍRAVÁ, KAPALNÁ, TOXICKÁ, J.N.	8	CT1	II	8+6.1+(N1, N2, N3, CMR, F nebo S)	C	2 2	2	*	*	95		2	ne			ne	PP, EP, TOX, A	2	27; 29 *viz. 3.2.3.3
2924	LÁTKA HOŘLAVÁ, KAPALNÁ, ŽÍRAVÁ, J.N.	3	FC	II	3+8+(N1, N2, N3, CMR, F nebo S)	C	2 2	2	*	*	95		2	ano	T4 <sup>3)</sup>	II B <sup>4)</sup> (II B3)	ano	*	1	27; 29; 44 *viz 3.2.3.3
2922	LÁTKA ŽÍRAVÁ, KAPALNÁ, TOXICKÁ, J.N.	8	CT1	III	8+6.1+(N1, N2, N3, CMR, F nebo S)	C	2 2	2	*	*	95		2	ne			ne	PP, EP, TOX, A	0	27; 29 *viz. 3.2.3.3
2924	LÁTKA HOŘLAVÁ, KAPALNÁ, ŽÍRAVÁ, J.N.	3	FC	III	3+8+(N1, N2, N3, CMR, F nebo S)	*	*	*	*	*	*		*	ano	T4 <sup>3)</sup>	II B <sup>4)</sup> (II B3)	ano	*	0	27; 34 *viz 3.2.3.3
2924	LÁTKA HOŘLAVÁ, KAPALNÁ, ŽÍRAVÁ, J.N.	3	FC	I	3+8+(N1, N2, N3, CMR, F nebo S)	C	1 1	1	*	*	95		1	ano	T4 <sup>3)</sup>	II B <sup>4)</sup>	ano	*	1	27; 29 *viz 3.2.3.3
2924	LÁTKA HOŘLAVÁ, KAPALNÁ, ŽÍRAVÁ, J.N.	3	FC	I	3+8+(N1, N2, N3, CMR, F nebo S)	C	2 2	2	*	*	95		1	ano	T4 <sup>3)</sup>	II B <sup>4)</sup>	ano	*	1	27; 29 *viz. 3.2.3.3
2924	LÁTKA HOŘLAVÁ, KAPALNÁ, ŽÍRAVÁ, J.N.	3	FC	II	3+8+(N1, N2, N3, CMR, F nebo S)	C	2 2	2	*	*	95		2	ano	T4 <sup>3)</sup>	II B <sup>4)</sup>	ano	*	1	27; 29 *viz. 3.2.3.3



(1)	(2)	(3a)	(3b)	(4)	(5)	(6)	(7)	(8)	(9)	(10)	(11)	(12)	(13)	(14)	(15)	(16)	(17)	(18)	(19)	(20)
UN číslo	Pojmenování a popis	Třída	Klasifikační kód	Obalová skupina	Nebezpečí	Typ tankového plavidla	Stav nákladních tanků	Typ nákladního tanku	Vybavení nákladního tanku	Otevírací tlak přetlakového ventilu/vysokorychlostního odvětrávacího ventilu, v kPa	Maximální přípustný stupeň plnění v %	Relativní hustota při 20 °C	Druh zkušebního odběrového zařízení	Povolný prostor s čerpadly pod palubou	Teplotní třída	Skupina výbušnosti	Zajištění proti explozi nutné	Požadované vybavení	Počet kuželů/světél	Dodatečné požadavky, poznámky
2924	LÁTKA HOŘLAVÁ, KAPALNÁ, ŽÍRAVÁ, J.N.	3	FC	III	3+8+(N1, N2, N3, CMR, F nebo S)	C	2	2	*	50	95	0.88	2	ano	T4 <sup>(3)</sup>	II B <sup>(4)</sup>	ano	*	0	27; 34 *viz. 3.2.3.3
2924	LÁTKA HOŘLAVÁ, KAPALNÁ, ŽÍRAVÁ, J.N. (DIALKYL DIMETHYLAMMONIUMCHLORID (C8-C18) A 2-PROPANOL, VODNÝ ROZTOK)	3	FC	II	3+8+F	C	2	2	*		95			ano	T2 <sup>(2)</sup>	II A	ano	PP, EP, EX, A	1	
2927	LÁTKA TOXICKÁ, KAPALNÁ, ŽÍRAVÁ, ORGANICKÁ, J.N.	6.1	TC1	I	6.1+8+(N1, N2, N3, CMR, F nebo S)	C	2	2	*	*	95		1	ne			ne	PP, EP, TOX, A	2	27; 29 *viz. 3.2.3.3
2927	LÁTKA TOXICKÁ, KAPALNÁ, ŽÍRAVÁ, ORGANICKÁ, J.N.	6.1	TC1	II	6.1+8+(N1, N2, N3, CMR, F nebo S)	C	2	2	*	*	95		2	ne			ne	PP, EP, TOX, A	2	27; 29 *viz. 3.2.3.3
2929	LÁTKA TOXICKÁ, KAPALNÁ, HOŘLAVÁ, ORGANICKÁ, J.N.	6.1	TF1	I	6.1+3+(N1, N2, N3, CMR, F nebo S)	C	2	2	*	*	95		1	ne	T4 <sup>(3)</sup>	II B <sup>(4)</sup>	ano	PP, EP, EX, TOX, A	2	27; 29 *viz. 3.2.3.3
2929	LÁTKA TOXICKÁ, KAPALNÁ, HOŘLAVÁ, ORGANICKÁ, J.N.	6.1	TF1	I	6.1+3+(N1, N2, N3, CMR, F nebo S)	C	2	2	*	*	95		1	ne	T4 <sup>(3)</sup>	II B <sup>(4)</sup> (II B3)	ano	PP, EP, EX, TOX, A	2	27; 29; 44 *viz. 3.2.3.3
2929	LÁTKA TOXICKÁ, KAPALNÁ, HOŘLAVÁ, ORGANICKÁ, J.N.	6.1	TF1	II	6.1+3+(N1, N2, N3, CMR, F nebo S)	C	2	2	*	*	95		2	ne	T4 <sup>(3)</sup>	II B <sup>(4)</sup>	ano	PP, EP, EX, TOX, A	2	27; 29 *viz. 3.2.3.3

(1)	(2)	(3a)	(3b)	(4)	(5)	(6)	(7)	(8)	(9)	(10)	(11)	(12)	(13)	(14)	(15)	(16)	(17)	(18)	(19)	(20)
UN číslo	Pojmenování a popis	Třída	Klasifikační kód	Obalová skupina	Nebezpečí	Typ tankového plavidla	Stav nákladních tanků	Typ nákladního tanku	Vybavení nákladního tanku	Otevírací tlak přetlakového ventilu/vysokorychlostního odvětrávacího ventilu, v kPa	Maximální přípustný stupeň plnění v %	Relativní hustota při 20 °C	Druh zkušebního odběrového zařízení	Povolný prostor s čerpadly pod palubou	Teplotní třída	Skupina výbušnosti	Zajištění proti explozi nutné	Požadované vybavení	Počet kuželů/světél	Dodatečné požadavky, poznámky
2929	LÁTKA TOXICKÁ, KAPALNÁ, HORLAVÁ, ORGANICKÁ, J.N.	6.1	TF1	II	6.1+3+(N1, N2, N3, CMR, F nebo S)	C	2 2	2	*	*	95		2	ne	T4 <sup>(3)</sup>	II B <sup>(4)</sup> (II B3)	ano	PP, EP, EX, TOX, A	2	27; 29; 44 *viz 3.2.3.3
2935	ETHYL-2-CHLORPROPIONÁT	3	F1	III	3	C	2 2	2		30	95	1.08	2	ano	T4 <sup>(3)</sup>	II A	ano	PP, EX, A	0	
2947	ISOPROPYLCHLORACETÁT	3	F1	III	3	C	2 2	2		30	95	1.09	2	ano	T4 <sup>(3)</sup>	II A	ano	PP, EX, A	0	
2966	THIOGLYKOL	6.1	T1	II	6.1	C	2 2	2		25	95	1.12	2	ne			ne	PP, EP, TOX, A	2	
2983	ETHYLENOXID A PROPYLENOXID, SMĚS, s nejvýše 30 % ethylenoxidu	3	FT1	I	3+6.1+nest.	C	1 1	3			95	0.85	1	ne	T2 <sup>(12)</sup>	II B (II B3)	ano	PP, EP, EX, TOX, A	2	2; 3; 12; 31; 35
2984	PEROXID VODÍKU, VODNÝ ROZTOK, s nejméně 8 %, ale méně než 20 % peroxidu vodíku (stabilizovaný podle potřeby)	5.1	O1	III	5.1+nest.	C	2 2	2		35	95	1.06	2	ano			ne	PP	0	3; 33
3077	LÁTKA OHROŽUJÍCÍ ŽIVOTNÍ PROSTŘEDÍ, TUHÁ, J.N., ROZTAVENÁ (ALKYLAMIN (C12 to C18))	9	M7	III	9+F	N	4 3	2			95	0.79	3	ano			ne	PP	0	7; 17
3079	METHAKRYLONITRIL, STABILIZOVANÝ	6.1	TF1	I	6.1+3+nest.+ N3	C	2 2	2		45	95	0.8	1	ne	T1 <sup>(12)</sup>	II B <sup>(4)</sup>	ano	PP, EP, EX, TOX, A	2	3; 5
3082	LÁTKA OHROŽUJÍCÍ ŽIVOTNÍ PROSTŘEDÍ, KAPALNÁ, J.N.	9	M6	III	9+(N1, N2, CMR, F nebo S)	*	*	*	*	*	*		*	ano			ne	*	0	22; 27 *viz. 3.2.3.3

(1)	(2)	(3a)	(3b)	(4)	(5)	(6)	(7)	(8)	(9)	(10)	(11)	(12)	(13)	(14)	(15)	(16)	(17)	(18)	(19)	(20)
UN číslo	Pojmenování a popis	Třída	Klasifikační kód	Obalová skupina	Nebezpečí	Typ tankového plavidla	Stav nákladních tanků	Typ nákladního tanku	Vybavení nákladního tanku	Otevírací tlak přetlakového ventilu/vysokorychlostního odvětrávacího ventilu, v kPa	Maximální přípustný stupeň plnění v %	Relativní hustota při 20 °C	Druh zkušebního odběrového zařízení	Povolný prostor s čerpadly pod palubou	Teplotní třída	Skupina výbušnosti	Zajištění proti explozi nutné	Požadované vybavení	Počet kuželů/světél	Dodatečné požadavky, poznámky
3082	LÁTKA OHROŽUJÍCÍ ŽIVOTNÍ PROSTŘEDÍ, KAPALNÁ, J.N. (VODA V PODLODÍ)	9	M6	III	9+N2+F	N	4	3			97		3	ano			ne	PP	0	
3082	LÁTKA OHROŽUJÍCÍ ŽIVOTNÍ PROSTŘEDÍ, KAPALNÁ, J.N. (TĚŽKÝ TOPNÝ OLEJ)	9	M6	III	9+CMR (N1, N2, F nebo S)	N	2	3		10	97		3	ano			ne	PP	0	
3092	1-METHOXY-2-PROPANOL	3	F1	III	3	N	3	2			97	0.92	3	ano	T3	II B (II B1)	ano	PP, EX, A	0	
3145	ALKYLFENOLY, KAPALNÉ, J.N. (včetně homologů C <sub>2</sub> -C <sub>12</sub> )	8	C3	II	8+N3	N	4	3			97	0.95	3	ano			ne	PP, EP	0	34
3145	ALKYLFENOLY, KAPALNÉ, J.N. (včetně homologů C <sub>2</sub> -C <sub>12</sub> )	8	C3	III	8+N3	N	4	3			97	0.95	3	ano			ne	PP, EP	0	34
3175	LÁTKY TUHÉ OBSAHUJÍCÍ HOŘLAVÉ KAPALNÉ LÁTKY, J.N., S BODEM VZPLANUTÍ NEJVÝŠE 60 °C (2-PROPANOL A DIALKYLDIMETHYLAMMONIUMCHLORID (C12 - C18))	4.1	F1	II	4.1	N	3	3	4		95	0.86	3	ano	T2 <sup>(2)</sup>	II A <sup>(7)</sup>	ano	PP, EX, A	1	7; 17
3256	LÁTKA ZAHŘÁTÁ, KAPALNÁ, HOŘLAVÁ, J.N., s bodem vzplanutí nad 60 °C, při teplotě rovnající se bodu vzplanutí nebo vyšší	###	F2	III	3+(N1, N2, N3, CMR, F nebo S)	*	*	*	*	*	95		*	ano	T4 <sup>(3)</sup>	II B <sup>(4)</sup> (II B3)	ano	*	0	7; 17; 27; 44 *viz 3.2.3.3

(1)	(2)	(3a)	(3b)	(4)	(5)	(6)	(7)	(8)	(9)	(10)	(11)	(12)	(13)	(14)	(15)	(16)	(17)	(18)	(19)	(20)
UN číslo	Pojmenování a popis	Třída	Klasifikační kód	Obalová skupina	Nebezpečí	Typ tankového plavidla	Stav nákladních tanků	Typ nákladního tanku	Vybavení nákladního tanku	Otevírací tlak přetlakového ventilu/vysokorychlostního odvětrávacího ventilu, v kPa	Maximální přípustný stupeň plnění v %	Relativní hustota při 20 °C	Druh zkušebního odběrového zařízení	Povolný prostor s čerpadly pod palubou	Teplotní třída	Skupina výbušnosti	Zajištění proti explozi nutné	Požadované vybavení	Počet kuželů/světél	Dodatečné požadavky, poznámky
3256	LÁTKA ZAHŘÁTÁ, KAPALNÁ, HOŘLAVÁ, J.N., s bodem vzplanutí nad 60 °C, při teplotě rovnající se bodu vzplanutí nebo vyšší	3	F2	III	3+(N1, N2, N3, CMR, F nebo S)	*	*	*	*	*	95		*	ano	T4 <sup>(3)</sup>	II B <sup>(4)</sup>	ano	*	0	7; 17; 27 *viz. 3.2.3.3
3256	LÁTKA ZAHŘÁTÁ, KAPALNÁ, HOŘLAVÁ, J.N., s bodem vzplanutí nad 60 °C, při teplotě rovnající se bodu vzplanutí nebo vyšší (CARBON BLACK REEDSTOCK) (PYROLYSIS OIL)	3	F2	III	3+F	N	3	3	2		95		3	ano	T1 <sup>(12)</sup>	II B	ano	PP, EX, A	0	7; 17
3256	LÁTKA ZAHŘÁTÁ, KAPALNÁ, HOŘLAVÁ, J.N., s bodem vzplanutí nad 60 °C, při teplotě rovnající se bodu vzplanutí nebo vyšší (PYROLYSIS OIL A)	3	F2	III	3+F	N	3	3	2		95		3	ano	T1 <sup>(12)</sup>	II B	ano	PP, EX, A	0	7; 17
3256	LÁTKA ZAHŘÁTÁ, KAPALNÁ, HOŘLAVÁ, J.N., s bodem vzplanutí nad 60 °C, při teplotě rovnající se bodu vzplanutí nebo vyšší (RESIDUAL OIL)	3	F2	III	3+F	N	3	3	2		95		3	ano	T1 <sup>(12)</sup>	II B	ano	PP, EX, A	0	7; 17
3256	LÁTKA ZAHŘÁTÁ, KAPALNÁ, HOŘLAVÁ, J.N., s bodem vzplanutí nad 60 °C, při teplotě rovnající se bodu vzplanutí nebo vyšší (MIXTURE OF CRUDE)	3	F2	III	3+F	N	3	3	2		95		3	ano	T1 <sup>(12)</sup>	II B	ano	PP, EX, A	0	7; 17

(1)	(2)	(3a)	(3b)	(4)	(5)	(6)	(7)	(8)	(9)	(10)	(11)	(12)	(13)	(14)	(15)	(16)	(17)	(18)	(19)	(20)
UN číslo	Pojmenování a popis	Třída	Klasifikační kód	Obalová skupina	Nebezpečí	Typ tankového plavidla	Stav nákladních tanků	Typ nákladního tanku	Vybavení nákladního tanku	Otevírací tlak přetlakového ventilu/vysokorychlostního odvzdušňovacího ventilu, v kPa	Maximální přípustný stupeň plnění v %	Relativní hustota při 20 °C	Druh zkušebního odběrového zařízení	Povolný prostor s čerpadly pod palubou	Teplotní třída	Skupina výbušnosti	Zajištění proti explozi nutné	Požadované vybavení	Počet kuželů/světél	Dodatečné požadavky, poznámky
3256	LÁTKA ZAHŘÁTÁ, KAPALNÁ, HOŘLAVÁ, J.N., s bodem vzplanutí nad 60 °C, při teplotě rovnající se bodu vzplanutí nebo vyšší (CREOSETE OIL)	3	F2	III	3+N1+F	C	2	2	2	10	95		2	ano	T <sub>2</sub> <sup>(2)</sup>	II B	ano	PP, EX, A	0	7; 17
3256	LÁTKA ZAHŘÁTÁ, KAPALNÁ, HOŘLAVÁ, J.N., s bodem vzplanutí nad 60 °C, při teplotě rovnající se bodu vzplanutí nebo vyšší	3	F2	III	3+N2+CMR +S	N	3	1	4		95	1,1-1,3	3	ano	T <sub>2</sub> <sup>(2)</sup>	II B	ano	PP, EP, EX, TOX, A	0	7; 17
3257	LÁTKA ZAHŘÁTÁ, KAPALNÁ, J.N., při teplotě 100 °C nebo vyšší a nižší než je její bod vzplanutí (včetně roztažených kovů, roztažených solí atd.)	9	M9	III	9+(N1, N2, N3, CMR, F nebo S)	*	*	*	*	*	95		*	ano			ne	*	0	7; 17; 20: +115 °C; 22; 24; 25; 27 *viz. 3.2.3.3
3257	LÁTKA ZAHŘÁTÁ, KAPALNÁ, J.N., při teplotě 100 °C nebo vyšší a nižší než je její bod vzplanutí (včetně roztažených kovů, roztažených solí atd.)	9	M9	III	9+(N1, N2, N3, CMR, F nebo S)	*	*	*	*	*	95		*	ano			ne	*	0	7; 17; 20: +225 °C; 22; 24; 27 *viz. 3.2.3.3
3257	LÁTKA ZAHŘÁTÁ, KAPALNÁ, J.N., při teplotě 100 °C nebo vyšší a nižší než je její bod vzplanutí (včetně roztažených kovů, roztažených solí atd.)	9	M9	III	9+(N1, N2, N3, CMR, F nebo S)	*	*	*	*	*	95		*	ano			ne	*	0	7; 17; 20: +250 °C; 22; 24; 27 *viz 3.2.3.3

(1)	(2)	(3a)	(3b)	(4)	(5)	(6)	(7)	(8)	(9)	(10)	(11)	(12)	(13)	(14)	(15)	(16)	(17)	(18)	(19)	(20)
UN číslo	Pojmenování a popis	Třída	Klasifikační kód	Obalová skupina	Nebezpečí	Typ tankového plavidla	Stav nákladních tanků	Typ nákladního tanku	Vybavení nákladního tanku	Otevírací tlak přetlakového ventilu/vysokorychlostního odvětrávacího ventilu, v kPa	Maximální přípustný stupeň plnění v %	Relativní hustota při 20 °C	Druh zkušebního odběrového zařízení	Povolný prostor s čerpadly pod palubou	Teplotní třída	Skupina výbušnosti	Zajištění proti explozi nutné	Požadované vybavení	Počet kuželů/světél	Dodatečné požadavky, poznámky
3259	AMINY, TUHÉ, ŽÍRAVÉ, J.N. nebo POLYAMINY, TUHÉ, ŽÍRAVÉ, J.N. (MONOALKYLAMINEACETAT, GESCHMOLZEN (C <sub>12</sub> bis C <sub>18</sub> ))	8	C8	III	8	N	4	3	2		95	0.87	3	ano			ne	PP, EP	0	7; 17; 34
3264	LÁTKA ŽÍRAVÁ, KAPALNÁ, KYSELÁ, ANORGANICKÁ, J.N.	8	C1	I	8+(N1, N2, N3, CMR, F nebo S)	*	*	*	*	*	*		*	ano			ne	*	0	27; 34 *viz. 3.2.3.3
3264	LÁTKA ŽÍRAVÁ, KAPALNÁ, KYSELÁ, ANORGANICKÁ, J.N.	8	C1	II	8+(N1, N2, N3, CMR, F nebo S)	*	*	*	*	*	*		*	ano			ne	*	0	27; 34 *viz. 3.2.3.3
3264	LÁTKA ŽÍRAVÁ, KAPALNÁ, KYSELÁ, ANORGANICKÁ, J.N.	8	C1	III	8+(N1, N2, N3, CMR, F nebo S)	*	*	*	*	*	*		*	ano			ne	*	0	27; 34 *viz. 3.2.3.3
3264	LÁTKA ŽÍRAVÁ, KAPALNÁ, KYSELÁ, ANORGANICKÁ, J.N. (VODNÝ ROZTOK KYSELINY FOSFOREČNÉ A KYSELINY CITRONOVÉ)	8	C1	I	8	N	2	3		10	97		3	ano			ne	PP, EP	0	34
3264	LÁTKA ŽÍRAVÁ, KAPALNÁ, KYSELÁ, ANORGANICKÁ, J.N. (VODNÝ ROZTOK KYSELINY FOSFOREČNÉ A KYSELINY CITRONOVÉ)	8	C1	II	8	N	4	3			97		3	ano			ne	PP, EP	0	34

(1)	(2)	(3a)	(3b)	(4)	(5)	(6)	(7)	(8)	(9)	(10)	(11)	(12)	(13)	(14)	(15)	(16)	(17)	(18)	(19)	(20)
UN číslo	Pojmenování a popis	Třída	Klasifikační kód	Obalová skupina	Nebezpečí	Typ tankového plavidla	Stav nákladních tanků	Typ nákladního tanku	Vybavení nákladního tanku	Otevírací tlak přetlakového ventilu/vysokorychlostního odvětrávacího ventilu, v kPa	Maximální přípustný stupeň plnění v %	Relativní hustota při 20 °C	Druh zkušebního odběrového zařízení	Povolný prostor s čerpadly pod palubou	Teplotní třída	Skupina výbušnosti	Zajištění proti explozi nutné	Požadované vybavení	Počet kuželů/světél	Dodatečné požadavky, poznámky
3264	LÁTKA ŽÍRAVÁ, KAPALNÁ, KYSELÁ, ANORGANICKÁ, J.N. (VODNÝ ROZTOK KYSELINY FOSFOREČNÉ A KYSELINY CITRONOVÉ)	8	C1	III	8	N	4	3			97		3	ano			ne	PP, EP	0	34
3265	LÁTKA ŽÍRAVÁ, KAPALNÁ, KYSELÁ, ORGANICKÁ, J.N.	8	C3	I	8+(N1, N2, N3, CMR, F nebo S)	*	*	*	*	*	*		*	ano			ne	*	0	27; 34 *viz. 3.2.3.3
3265	LÁTKA ŽÍRAVÁ, KAPALNÁ, KYSELÁ, ORGANICKÁ, J.N.	8	C3	II	8+(N1, N2, N3, CMR, F nebo S)	*	*	*	*	*	*		*	ano			ne	*	0	27; 34 *viz. 3.2.3.3
3265	LÁTKA ŽÍRAVÁ, KAPALNÁ, KYSELÁ, ORGANICKÁ, J.N.	8	C3	III	8+(N1, N2, N3, CMR, F nebo S)	*	*	*	*	*	*		*	ano			ne	*	0	27; 34 *viz. 3.2.3.3
3266	LÁTKA ŽÍRAVÁ, KAPALNÁ, ALKALICKÁ, ANORGANICKÁ, J.N.	8	C5	I	8+(N1, N2, N3, CMR, F nebo S)	*	*	*	*	*	*		*	ano			ne	*	0	27; 34 *viz. 3.2.3.3
3266	LÁTKA ŽÍRAVÁ, KAPALNÁ, ALKALICKÁ, ANORGANICKÁ, J.N.	8	C5	II	8+(N1, N2, N3, CMR, F nebo S)	*	*	*	*	*	*		*	ano			ne	*	0	27; 34 *viz. 3.2.3.3
3266	LÁTKA ŽÍRAVÁ, KAPALNÁ, ALKALICKÁ, ANORGANICKÁ, J.N.	8	C5	III	8+(N1, N2, N3, CMR, F nebo S)	*	*	*	*	*	*		*	ano			ne	*	0	27; 34 *viz. 3.2.3.3

(1)	(2)	(3a)	(3b)	(4)	(5)	(6)	(7)	(8)	(9)	(10)	(11)	(12)	(13)	(14)	(15)	(16)	(17)	(18)	(19)	(20)
UN číslo	Pojmenování a popis	Třída	Klasifikační kód	Obalová skupina	Nebezpečí	Typ tankového plavidla	Stav nákladních tanků	Typ nákladního tanku	Vybavení nákladního tanku	Otevírací tlak přetlakového ventilu/vysokorychlostního odvětrávacího ventilu, v kPa	Maximální přípustný stupeň plnění v %	Relativní hustota při 20 °C	Druh zkušebního odběrového zařízení	Povolný prostor s čerpadly pod palubou	Teplotní třída	Skupina výbušnosti	Zajištění proti explozi nutné	Požadované vybavení	Počet kuželů/světél	Dodatečné požadavky, poznámky
3267	LÁTKA ŽÍRAVÁ, KAPALNÁ, ALKALICKÁ, ORGANICKÁ, J.N.	8	C7	I	8+(N1, N2, N3, CMR, F nebo S)	*	*	*	*	*	*		*	ano			ne	*	0	27; 34 *viz. 3.2.3.3
3267	LÁTKA ŽÍRAVÁ, KAPALNÁ, ALKALICKÁ, ORGANICKÁ, J.N.	8	C7	II	8+(N1, N2, N3, CMR, F nebo S)	*	*	*	*	*	*		*	ano			ne	*	0	27; 34 *viz. 3.2.3.3
3267	LÁTKA ŽÍRAVÁ, KAPALNÁ, ALKALICKÁ, ORGANICKÁ, J.N.	8	C7	III	8+(N1, N2, N3, CMR, F nebo S)	*	*	*	*	*	*		*	ano			ne	*	0	27; 34 *viz. 3.2.3.3
3271	ETHERY, J.N.	3	F1	II	3+(N1, N2, N3, CMR, F nebo S)	*	*	*	*	*	*		*	ano	T4 <sup>3)</sup>	II B <sup>4)</sup>	ano	*	1	14; 27; 29 *viz. 3.2.3.3
3271	ETHERY, J.N.	3	F1	II	3+(N1, N2, N3, CMR, F nebo S)	*	*	*	*	*	*		*	ano	T4 <sup>3)</sup>	II B <sup>4)</sup> (II B3)	ano	*	1	14; 27; 29; 44 *viz. 3.2.3.3
3271	ETHERY, J.N. (terc-AMYL METHYLETHYER)	3	F1	II	3+N1	C	2 2	3	3	50	95	0.77	2	ano	T2 <sup>12)</sup>	II B <sup>4)</sup>	ano	PP, EX, A	1	
3271	ETHERY, J.N.	3	F1	III	3+(N1, N2, N3, CMR, F nebo S)	*	*	*	*	*	*		*	ano	T4 <sup>3)</sup>	II B <sup>4)</sup>	ano	*	0	14; 27; *viz. 3.2.3.3
3271	ETHERY, J.N.	3	F1	III	3+(N1, N2, N3, CMR, F nebo S)	*	*	*	*	*	*		*	ano	T4 <sup>3)</sup>	II B <sup>4)</sup> (II B3)	ano	*	0	14; 27; 44 *viz. 3.2.3.3



(1)	(2)	(3a)	(3b)	(4)	(5)	(6)	(7)	(8)	(9)	(10)	(11)	(12)	(13)	(14)	(15)	(16)	(17)	(18)	(19)	(20)
UN číslo	Pojmenování a popis	Třída	Klasifikační kód	Obalová skupina	Nebezpečí	Typ tankového plavidla	Stav nákladních tanků	Typ nákladního tanku	Vybavení nákladního tanku	Otevírací tlak přetlakového ventilu/vysokorychlostního odvětrávacího ventilu, v kPa	Maximální přípustný stupeň plnění v %	Relativní hustota při 20 °C	Druh zkušebního odběrového zařízení	Povolný prostor s čerpadly pod palubou	Teplotní třída	Skupina výbušnosti	Zajištění proti explozi nutné	Požadované vybavení	Počet kuželů/světél	Dodatečné požadavky, poznámky
3272	ESTERY, J.N.	3	F1	II	3+(N1, N2, N3, CMR, F nebo S)	*	*	*	*	*	*		*	ano	T2 <sup>(2)</sup>	II B <sup>(4)</sup> (II B3)	ano	*	1	14; 27; 29; 44 *viz 3.2.3.3
3272	ESTERY, J.N. (tenze par při 50 °C nepřesahuje 110 kPa)	3	F1	II	3+(N1, N2, N3, CMR, F nebo S)	*	*	*	*	*	*		*	ano	T2 <sup>(2)</sup>	II B <sup>(4)</sup>	ano	*	1	14; 27; 29 *viz 3.2.3.3
3272	ESTERY, J.N.	3	F1	III	3+(N1, N2, N3, CMR, F nebo S)	*	*	*	*	*	*		*	ano	T4 <sup>(3)</sup>	II B <sup>(4)</sup>	ano	*	0	14; 27; *viz 3.2.3.3
3272	ESTERY, J.N.	3	F1	III	3+(N1, N2, N3, CMR, F nebo S)	*	*	*	*	*	*		*	ano	T4 <sup>(3)</sup>	II B <sup>(4)</sup> (II B3)	ano	*	0	14; 27; 44 *viz 3.2.3.3
3276	NITRILY, TOXICKÉ, KAPALNÉ, J.N. (2-METHYLGLUTARONITRIL)	6.1	T1	II	6.1	C	2	2		10	95	0.95	2	ne			ne	PP, EP, TOX, A	2	
3286	LÁTKA HOŘLAVÁ, KAPALNÁ, A, TOXICKÁ, ŽÍRAVÁ, J.N.	3	FTC	I	3+6.1+8+(N1, N2, N3, CMR, F nebo S)	C	1	1	*	*	95		1	ne	T4 <sup>(3)</sup>	II B <sup>(4)</sup>	ano	PP, EP, EX, TOX, A	2	27; 29 *viz 3.2.3.3
3286	LÁTKA HOŘLAVÁ, KAPALNÁ, TOXICKÁ, ŽÍRAVÁ, J.N.	3	FTC	I	3+6.1+8+(N1, N2, N3, CMR, F nebo S)	C	2	2	*	*	95		1	ne	T4 <sup>(3)</sup>	II B <sup>(4)</sup>	ano	PP, EP, EX, TOX, A	2	27; 29 *viz 3.2.3.3
3286	LÁTKA HOŘLAVÁ, KAPALNÁ, TOXICKÁ, ŽÍRAVÁ, J.N.	3	FTC	I	3+6.1+8+(N1, N2, N3, CMR, F nebo S)	C	1	1	*	*	95		1	Ne	T4 <sup>(3)</sup>	II B <sup>(4)</sup> (II B3)	ano	PP, EP, EX, TOX, A	2	27; 29; 44 *viz 3.2.3.3

(1)	(2)	(3a)	(3b)	(4)	(5)	(6)	(7)	(8)	(9)	(10)	(11)	(12)	(13)	(14)	(15)	(16)	(17)	(18)	(19)	(20)
UN číslo	Pojmenování a popis	Třída	Klasifikační kód	Obalová skupina	Nebezpečí	Typ tankového plavidla	Stav nákladních tanků	Typ nákladního tanku	Vybavení nákladního tanku	Otevírací tlak přetlakového ventilu/vysokorychlostního odvětrávacího ventilu, v kPa	Maximální přípustný stupeň plnění v %	Relativní hustota při 20 °C	Druh zkušebního odběrového zařízení	Povolný prostor s čerpadly pod palubou	Teplotní třída	Skupina výbušnosti	Zajištění proti explozi nutné	Požadované vybavení	Počet kuželů/světél	Dodatečné požadavky, poznámky
3286	LÁTKA HORLAVÁ, KAPALNÁ, TOXICKÁ, ŽÍRAVÁ, J.N.	3	FTC	I	3+6.1+8+(N1, N2, N3, CMR, F nebo S)	C	2 2	2	*	*	95		1	ne	T4 <sup>3)</sup>	II B <sup>4)</sup> (II B3)	ano	PP, EP, EX, TOX, A	2	27; 29; 44 *viz 3.2.3.3
3286	LÁTKA HORLAVÁ, KAPALNÁ, TOXICKÁ, ŽÍRAVÁ, J.N.	3	FTC	II	3+6.1+8+(N1, N2, N3, CMR, F nebo S)	C	2 2	2	*	*	95		2	ne	T4 <sup>3)</sup>	II B <sup>4)</sup>	ano	PP, EP, EX, TOX, A	2	27; 29 *viz. 3.2.3.3
3286	LÁTKA HORLAVÁ, KAPALNÁ, TOXICKÁ, ŽÍRAVÁ, J.N.	3	FTC	II	3+6.1+8+(N1, N2, N3, CMR, F nebo S)	C	2 2	2	*	*	95		2	ne	T4 <sup>3)</sup>	II B <sup>4)</sup> (II B3)	ano	PP, EP, EX, TOX, A	2	27; 29; 44 *viz 3.2.3.3
3287	LÁTKA TOXICKÁ, KAPALNÁ, ANORGANICKÁ, J.N.	6.1	T4	I	6.1+(N1, N2, N3, CMR, F nebo S)	C	2 2	2	*	*	95		1	ne			ne	PP, EP, TOX, A	2	27; 29 *viz. 3.2.3.3
3287	LÁTKA TOXICKÁ, KAPALNÁ, ANORGANICKÁ, J.N.	6.1	T4	II	6.1+(N1, N2, N3, CMR, F nebo S)	C	2 2	2	*	*	95		2	ne			ne	PP, EP, TOX, A	2	27; 29 *viz. 3.2.3.3
3287	LÁTKA TOXICKÁ, KAPALNÁ, ANORGANICKÁ, J.N.	6.1	T4	III	6.1+(N1, N2, N3, CMR, F nebo S)	C	2 2	2	*	*	95		2	ne			ne	PP, EP, TOX, A	0	27; 29 *viz. 3.2.3.3
3287	LÁTKA TOXICKÁ, KAPALNÁ, ANORGANICKÁ, J.N. (DICHROMAN SODNÝ, ROZTOK)	6.1	T4	III	6.1+CMR	C	2 2	2		30	95	1.68	2	ne			ne	PP, EP, TOX, A	0	
3289	LÁTKA TOXICKÁ, KAPALNÁ, ŽÍRAVÁ, ANORGANICKÁ, J.N. BOD VARU PŘESAHOJÍCÍ 115 °C	6.1	TC3	I	6.1+8+(N1, N2, N3, CMR, F nebo S)	C	2 2	2	*	*	95		1	ne			ne	PP, EP, TOX, A	2	27; 29 *viz. 3.2.3.3

(1)	(2)	(3a)	(3b)	(4)	(5)	(6)	(7)	(8)	(9)	(10)	(11)	(12)	(13)	(14)	(15)	(16)	(17)	(18)	(19)	(20)
UN číslo	Pojmenování a popis	Třída	Klasifikační kód	Obalová skupina	Nebezpečí	Typ tankového plavidla	Stav nákladních tanků	Typ nákladního tanku	Vybavení nákladního tanku	Otevírací tlak přetlakového ventilu/vysokorychlostního odvětrávacího ventilu, v kPa	Maximální přípustný stupeň plnění v %	Relativní hustota při 20 °C	Druh zkušebního odběrového zařízení	Povolný prostor s čerpadly pod palubou	Teplotní třída	Skupina výbušnosti	Zajištění proti explozi nutné	Požadované vybavení	Počet kuželů/světél	Dodatečné požadavky, poznámky
3289	LÁTKA TOXICKÁ, KAPALNÁ, ŽÍRAVÁ, ANORGANICKÁ, J.N. BOD VARU PŘESAHOJÍCÍ 115 °C	6.1	TC3	II	6.1+8+(N1, N2, N3, CMR, F nebo S)	C	2	2	*	*	95		2	ne			ne	PP, EP, TOX, A	2	27; 29 *viz. 3.2.3.3
3295	UHLOVODÍKY, KAPALNÉ, J.N.	3	F1	I	3+(N1, N2, N3, CMR, F)	*	*	*	*	*	*		*	ano	T4 <sup>3)</sup>	II B <sup>4)</sup>	ano	*	1	14; *viz 3.2.3.3
3295	UHLOVODÍKY, KAPALNÉ, J.N.	3	F1	I	3+(N1, N2, N3, CMR, F)	*	*	*	*	*	*		*	ano	T4 <sup>3)</sup>	II B <sup>4)</sup> (II B3)	ano	*	1	14; 44 *viz 3.2.3.3
3295	UHLOVODÍKY, KAPALNÉ, J.N.	3	F1	II	3+(N1, N2, N3, CMR, F)	*	*	*	*	*	*		*	ano	T4 <sup>3)</sup>	II B <sup>4)</sup>	ano	*	1	14; *viz 3.2.3.3
3295	UHLOVODÍKY, KAPALNÉ, J.N.	3	F1	II	3+(N1, N2, N3, CMR, F)	*	*	*	*	*	*		*	ano	T4 <sup>3)</sup>	II B <sup>4)</sup> (II B3)	ano	*	1	14; 44 *viz 3.2.3.3
3295	UHLOVODÍKY, KAPALNÉ, J.N.	3	F1	III	3+(N1, N2, N3, CMR, F)	*	*	*	*	*	*		*	ano	T4 <sup>3)</sup>	II B <sup>4)</sup>	ano	*	0	14; *viz 3.2.3.3
3295	UHLOVODÍKY, KAPALNÉ, J.N.	3	F1	III	3+(N1, N2, N3, CMR, F)	*	*	*	*	*	*		*	ano	T4 <sup>3)</sup>	II B <sup>4)</sup> (II B3)	ano	*	0	14; 44 *viz 3.2.3.3
3295	UHLOVODÍKY, KAPALNÉ, J.N. S VÍCE NEŽ 10% BENZENU	3	F1	I	3+CMR+(N1, N2, N3)	C	*	*	*	*	*		*	ano	T4 <sup>3)</sup>	II B <sup>4)</sup>	ano	*	1	*viz 3.2.3.3
3295	UHLOVODÍKY, KAPALNÉ, J.N. S VÍCE NEŽ 10% BENZENU	3	F1	I	3+CMR+(N1, N2, N3)	C	*	*	*	*	*		*	ano	T4 <sup>3)</sup>	II B <sup>4)</sup> (II B3)	ano	*	1	44 *viz 3.2.3.3
3295	UHLOVODÍKY, KAPALNÉ, J.N. S VÍCE NEŽ 10% BENZENU	3	F1	II	3+CMR+(N1, N2, N3)	C	*	*	*	*	*		*	ano	T4 <sup>3)</sup>	II B <sup>4)</sup>	ano	*	1	*viz 3.2.3.3
3295	UHLOVODÍKY, KAPALNÉ, J.N. S VÍCE NEŽ 10% BENZENU	3	F1	II	3+CMR+(N1, N2, N3)	C	*	*	*	*	*		*	ano	T4 <sup>3)</sup>	II B <sup>4)</sup> (II B3)	ano	*	1	44 *viz 3.2.3.3

(1)	(2)	(3a)	(3b)	(4)	(5)	(6)	(7)	(8)	(9)	(10)	(11)	(12)	(13)	(14)	(15)	(16)	(17)	(18)	(19)	(20)
UN číslo	Pojmenování a popis		Klasifikační kód	Obalová skupina	Nebezpečí	Typ tankového plavidla	Stav nákladních tanků	Typ nákladního tanku	Vybavení nákladního tanku	Otevírací tlak přetlakového ventilu/vysokorychlostního odvětrávacího ventilu, v kPa	Maximální přípustný stupeň plnění v %	Relativní hustota při 20 °C	Druh zkušebního odběrového zařízení	Povolný prostor s čerpadly pod palubou	Teplotní třída	Skupina výbušnosti	Zajištění proti explozi nutné	Požadované vybavení	Počet kuželů/světél	Dodatečné požadavky, poznámky
3295	UHLOVODÍKY, KAPALNÉ, J.N. S VÍCE NEŽ 10% BENZENU	3	F1	III	3+CMR+(N1, N2, N3)	C	*	*	*	*	*		*	ano	T4 <sup>3)</sup>	II B <sup>4)</sup>	ano	*	0	*viz 3.2.3.3
3295	UHLOVODÍKY, KAPALNÉ, J.N. S VÍCE NEŽ 10% BENZENU	3	F1	III	3+CMR+(N1, N2, N3)	C	*	*	*	*	*		*	ano	T4 <sup>3)</sup>	II B <sup>4)</sup> (II B3)	ano	*	0	44 *viz 3.2.3.3
3295	UHLOVODÍKY, KAPALNÉ, J.N. S VÍCE NEŽ 10% BENZENU, POČÁTEČNÍ BOD VARU ≤ 60 °C	3	F1	I	3+CMR+(N1, N2, N3)	C	1	1			95		1	ano	T4 <sup>3)</sup>	II B <sup>4)</sup>	ano	PP, EP, EX, TOX, A	1	29
3295	UHLOVODÍKY, KAPALNÉ, J.N. S VÍCE NEŽ 10% BENZENU, POČÁTEČNÍ BOD VARU ≤ 60 °C	3	F1	I	3+CMR+(N1, N2, N3)	C	1	1			95		1	ano	T4 <sup>3)</sup>	II B <sup>4)</sup> (II B3)	ano	PP, EP, EX, TOX, A	1	29; 44
3295	UHLOVODÍKY, KAPALNÉ, J.N. S VÍCE NEŽ 10% BENZENU, POČÁTEČNÍ BOD VARU ≤ 60 °C	3	F1	II	3+CMR+(N1, N2, N3)	C	1	1			95		1	ano	T4 <sup>3)</sup>	II B <sup>4)</sup>	ano	PP, EP, EX, TOX, A	1	29
3295	UHLOVODÍKY, KAPALNÉ, J.N. S VÍCE NEŽ 10% BENZENU, POČÁTEČNÍ BOD VARU ≤ 60 °C	3	F1	II	3+CMR+(N1, N2, N3)	C	1	1			95		1	ano	T4 <sup>3)</sup>	II B <sup>4)</sup> (II B3)	ano	PP, EP, EX, TOX, A	1	29; 44
3295	UHLOVODÍKY, KAPALNÉ, J.N. S VÍCE NEŽ 10% BENZENU, POČÁTEČNÍ BOD VARU ≤ 60 °C	3	F1	III	3+CMR+(N1, N2, N3)	C	1	1			95		1	ano	T4 <sup>3)</sup>	II B <sup>4)</sup>	ano	PP, EP, EX, TOX, A	0	29
3295	UHLOVODÍKY, KAPALNÉ, J.N. S VÍCE NEŽ 10% BENZENU, POČÁTEČNÍ BOD VARU ≤ 60 °C	3	F1	III	3+CMR+(N1, N2, N3)	C	1	1			95		1	ano	T4 <sup>3)</sup>	II B <sup>4)</sup> (II B3)	ano	PP, EP, EX, TOX, A	0	29; 44
3295	UHLOVODÍKY, KAPALNÉ, J.N. S VÍCE NEŽ 10% BENZENU, POČÁTEČNÍ BOD VARU ≤ 60 °C	3	F1	II	3+CMR+(N1, N2, N3)	C	2	2	3	50	95		2	ano	T4 <sup>3)</sup>	II B <sup>4)</sup>	ano	PP, EP, EX, TOX, A	1	23; 29; 38

(1)	(2)	(3a)	(3b)	(4)	(5)	(6)	(7)	(8)	(9)	(10)	(11)	(12)	(13)	(14)	(15)	(16)	(17)	(18)	(19)	(20)
UN číslo	Pojmenování a popis	Třída	Klasifikační kód	Obalová skupina	Nebezpečí	Typ tankového plavidla	Stav nákladních tanků	Typ nákladního tanku	Vybavení nákladního tanku	Otevírací tlak přetlakového ventilu/vysokorychlostního odvětrávacího ventilu, v kPa	Maximální přípustný stupeň plnění v %	Relativní hustota při 20 °C	Druh zkušebního odběrového zařízení	Povolný prostor s čerpadly pod palubou	Teplotní třída	Skupina výbušnosti	Zajištění proti explozi nutné	Požadované vybavení	Počet kuželů/světél	Dodatečné požadavky, poznámky
3295	UHLOVODÍKY, KAPALNÉ, J.N. S VÍCE NEŽ 10% BENZENU, 60 °C < POČÁTEČNÍ BOD VARU ≤ 85 °C	3	F1	II	3+CMR+(N1, N2, N3)	C	2 2	2 2	3	50	95		2	ano	T4 <sup>3)</sup>	II B <sup>4)</sup> (II B3)	ano	PP, EP, EX, TOX, A	1	23; 29; 38; 44
3295	UHLOVODÍKY, KAPALNÉ, J.N. S VÍCE NEŽ 10% BENZENU, 60 °C < POČÁTEČNÍ BOD VARU ≤ 85 °C	3	F1	III	3+CMR+(N1, N2, N3)	C	2 2	2 2	3	50	95		2	ano	T4 <sup>3)</sup>	II B <sup>4)</sup>	ano	PP, EP, EX, TOX, A	0	23; 29; 38
3295	UHLOVODÍKY, KAPALNÉ, J.N. S VÍCE NEŽ 10% BENZENU, 60 °C < POČÁTEČNÍ BOD VARU ≤ 85 °C	3	F1	III	3+CMR+(N1, N2, N3)	C	2 2	2 2	3	50	95		2	ano	T4 <sup>3)</sup>	II B <sup>4)</sup> (II B3)	ano	PP, EP, EX, TOX, A	0	23; 29; 38; 44
3295	UHLOVODÍKY, KAPALNÉ, J.N. S VÍCE NEŽ 10% BENZENU, 85 °C < POČÁTEČNÍ BOD VARU ≤ 115 °C	3	F1	II	3+CMR+(N1, N2, N3)	C	2 2	2 2		50	95		2	ano	T4 <sup>3)</sup>	II B <sup>4)</sup>	ano	PP, EP, EX, TOX, A	1	29
3295	UHLOVODÍKY, KAPALNÉ, J.N. S VÍCE NEŽ 10% BENZENU, 85 °C < POČÁTEČNÍ BOD VARU ≤ 115 °C	3	F1	II	3+CMR+(N1, N2, N3)	C	2 2	2 2		50	95		2	ano	T4 <sup>3)</sup>	II B <sup>4)</sup> (II B3)	ano	PP, EP, EX, TOX, A	1	29; 44
3295	UHLOVODÍKY, KAPALNÉ, J.N. S VÍCE NEŽ 10% BENZENU, 85 °C < POČÁTEČNÍ BOD VARU ≤ 115 °C	3	F1	III	3+CMR+(N1, N2, N3)	C	2 2	2 2		50	95		2	ano	T4 <sup>3)</sup>	II B <sup>4)</sup>	ano	PP, EP, EX, TOX, A	0	29
3295	UHLOVODÍKY, KAPALNÉ, J.N. S VÍCE NEŽ 10% BENZENU, 85 °C < POČÁTEČNÍ BOD VARU ≤ 115 °C	3	F1	III	3+CMR+(N1, N2, N3)	C	2 2	2 2		50	95		2	ano	T4 <sup>3)</sup>	II B <sup>4)</sup> (II B3)	ano	PP, EP, EX, TOX, A	0	29; 44
3295	UHLOVODÍKY, KAPALNÉ, J.N. S VÍCE NEŽ 10% BENZENU, POČÁTEČNÍ BOD VARU > 115 °C	3	F1	II	3+CMR+(N1, N2, N3)	C	2 2	2 2		35	95		2	ano	T4 <sup>3)</sup>	II B <sup>4)</sup>	ano	PP, EP, EX, TOX, A	1	29

(1)	(2)	(3a)	(3b)	(4)	(5)	(6)	(7)	(8)	(9)	(10)	(11)	(12)	(13)	(14)	(15)	(16)	(17)	(18)	(19)	(20)
UN číslo	Pojmenování a popis	Třída	Klasifikační kód	Obalová skupina	Nebezpečí	Typ tankového plavidla	Stav nákladních tanků	Typ nákladního tanku	Vybavení nákladního tanku	Otevírací tlak přetlakového ventilu/vysokorychlostního odvětrávacího ventilu, v kPa	Maximální přípustný stupeň plnění v %	Relativní hustota při 20 °C	Druh zkušebního odběrového zařízení	Povolný prostor s čerpadly pod palubou	Teplotní třída	Skupina výbušnosti	Zajištění proti explozi nutné	Požadované vybavení	Počet kuželů/světél	Dodatečné požadavky, poznámky
3295	UHLOVODÍKY, KAPALNÉ, J.N. S VÍCE NEŽ 10% BENZENU, POČÁTEČNÍ BOD VARU > 115 °C	3	F1	II	3+CMR+(N1, N2, N3)	C	2 2	2		35	95		2	ano	T4 <sup>(3)</sup>	II B <sup>(4)</sup> (II B3)	ano	PP, EP, EX, TOX, A	1	29; 44
3295	UHLOVODÍKY, KAPALNÉ, J.N. S VÍCE NEŽ 10% BENZENU, POČÁTEČNÍ BOD VARU > 115 °C	3	F1	III	3+CMR+(N1, N2, N3)	C	2 2	2		35	95		2	ano	T4 <sup>(3)</sup>	II B <sup>(4)</sup>	ano	PP, EP, EX, TOX, A	0	29
3295	UHLOVODÍKY, KAPALNÉ, J.N. S VÍCE NEŽ 10% BENZENU, POČÁTEČNÍ BOD VARU > 115 °C	3	F1	III	3+CMR+(N1, N2, N3)	C	2 2	2		35	95		2	ano	T4 <sup>(3)</sup>	II B <sup>(4)</sup> (II B3)	ano	PP, EP, EX, TOX, A	0	29; 44
3295	UHLOVODÍKY, KAPALNÉ, J.N. OBSAHUJÍCÍ ISOPREN A PENTADIEN, STABILIZOVANÉ	3	F1	I	3+nest.+N2+ CMR	C	2 2	2	3	50	95	0,678	1	ano	T4 <sup>(3)</sup>	II B <sup>(4)</sup>	ano	PP, EP, EX, TOX, A	1	3; 27
3295	UHLOVODÍKY, KAPALNÉ, J.N. OBSAHUJÍCÍ ISOPREN A PENTADIEN, STABILIZOVANÉ	3	F1	I	3+nest.+N2+ CMR	C	2 2	2	3	50	95	0,678	1	ano	T4 <sup>(3)</sup>	II B <sup>(4)</sup> (II B3)	ano	PP, EX, A	1	3; 27; 44
3295	UHLOVODÍKY, KAPALNÉ, J.N. (1- OKTEN)	3	F1	II	3+N2+F	N	2 3	3		10	97	0,71	3	ano	T3	II B <sup>(4)</sup>	ano	PP, EX, A	1	14
3295	UHLOVODÍKY, KAPALNÉ, J.N. (POLYCYKLIČKÉ AROMATICKÉ UHLOVODÍKY, SMĚS)	3	F1	III	3+CMR+F	N	2 3	3		10	97	1,08	3	ano	T1 <sup>(2)</sup>	II A	ano	PP, EP, EX, TOX, A	0	14
3412	KYSELINA MRAVENČÍ s více než 10 %, ale nejvíce 85 % hm. kyseliny	8	C3	II	8+N3	N	2 3	3		10	97	1,22	3	ano	T1 <sup>(2)</sup>	II A	ano	PP, EP, EX, A	0	6; +12 °C; 17; 34

(1)	(2)	(3a)	(3b)	(4)	(5)	(6)	(7)	(8)	(9)	(10)	(11)	(12)	(13)	(14)	(15)	(16)	(17)	(18)	(19)	(20)
UN číslo	Pojmenování a popis	Třída	Klasifikační kód	Obalová skupina	Nebezpečí	Typ tankového plavidla	Stav nákladních tanků	Typ nákladního tanku	Vybavení nákladního tanku	Otevírací tlak přetlakového ventilu/vysokorychlostního odvzdušňovacího ventilu, v kPa	Maximální přípustný stupeň plnění v %	Relativní hustota při 20 °C	Druh zkušebního odběrového zařízení	Povolný prostor s čerpadly pod palubou	Teplotní třída	Skupina výbušnosti	Zajištění proti explozi nutné	Požadované vybavení	Počet kuželů/světél	Dodatečné požadavky, poznámky
3412	KYSELINA MRAVENČÍ s více než 5 %, ale nejvíce 10 % hm. kyseliny	8	C3	III	8	N	2 3			10	97	1.22	3	ano	T1 <sup>(12)</sup>	II A	ano	PP, EP, EX, A	0	6: +12 °C; 17; 34
3426	AKRYLAMID, ROZTOK	6.1	T1	III	6.1	C	2 2	2		30	95	1.03	2	ne			ne	PP, EP, TOX, A	0	3; 5; 16
3429	CHLORTOLUIDINY, KAPALNÉ	6.1	T1	III	6.1+S	C	2 2	2		25	95	1.15	2	ne	T1 <sup>(12)</sup>	II A <sup>(7)</sup>	ano	PP, EP, EX, TOX, A	0	6: +6 °C; 17;
3446	NITROTOLUENY, TUHÉ (p-NITROTOLUEN, ROZAVENÝ)	6.1	T2	II	6.1+N2+S	C	2 2	2	2	25	95	1.16	2	ne	T2 <sup>(12)</sup>	II B (II B3 <sup>(14)</sup> )	ano	PP, EP, EX, TOX, A	2	7; 17
3446	NITROTOLUENY, TUHÉ (p-NITROTOLUEN, ROZAVENÝ)	6.1	T2	II	6.1+N2+S	C	2 1	4		25	95	1.16	2	ne			ne	PP, EP, TOX, A	2	7; 17; 20: +88 °C; 26
3451	TOLUIDINY, TUHÉ (p-TOLUIDIN, ROZAVENÝ)	6.1	T2	II	6.1+N1	C	2 2	2	2	25	95	1.05	2	ne	T1 <sup>(12)</sup>	II A <sup>(8)</sup>	ano	PP, EP, EX, TOX, A	2	7; 17
3451	TOLUIDINY, TUHÉ (p-TOLUIDIN, ROZAVENÝ)	6.1	T2	II	6.1+N1	C	2 2	4		25	95	1.05	2	ne			ne	PP, EP, TOX, A	2	7; 17; 20: +60 °C
3455	KRESOLY, TUHÉ, ROZTAVENÉ	6.1	TC2	II	6.1+8+N3	C	2 2	2	2	25	95	1.03 - 1.05	2	ne	T1 <sup>(12)</sup>	II A <sup>(8)</sup>	ano	PP, EP, EX, TOX, A	2	7; 17
3455	KRESOLY, TUHÉ, ROZTAVENÉ	6.1	TC2	II	6.1+8+N3	C	2 2	4		25	95	1.03 - 1.05	2	ne			ne	PP, EP, TOX, A	2	7; 17; 20: +66 °C
3463	KYSELINA PROPIONOVÁ s více než 90 % hm. kyseliny	8	CF1	II	8+3+N3	N	3 3				97	0.99	3	ano	T1 <sup>(12)</sup>	II A <sup>(7)</sup>	ano	PP, EP, EX, A	1	34

(1)	(2)	(3a)	(3b)	(4)	(5)	(6)	(7)	(8)	(9)	(10)	(11)	(12)	(13)	(14)	(15)	(16)	(17)	(18)	(19)	(20)
UN číslo	Pojmenování a popis	Třída	Klasifikační kód	Obalová skupina	Nebezpečí	Typ tankového plavidla	Stav nákladních tanků	Typ nákladního tanku	Vybavení nákladního tanku	Otevírací tlak přetlakového ventilu/vysokorychlostního odvětrávacího ventilu, v kPa	Maximální přípustný stupeň plnění v %	Relativní hustota při 20 °C	Druh zkušebního odběrového zařízení	Povolný prostor s čerpadly pod palubou	Teplotní třída	Skupina výbušnosti	Zajištění proti explozi nutné	Požadované vybavení	Počet kuželů/světél	Dodatečné požadavky, poznámky
3475	SMĚS ETHANOLU A BENZÍNU nebo SMĚS ETHANOLU A PALIVA PRO ZÁŽEHOVÉ MOTORY, s více než 10 %, ale nejvíce 90 % ethanolu	3	F1	II	3+N2+CMR+ F	N	2	3	3	10	97	0.69 – 0.78 <sup>(10)</sup>	3	ano	T3	II A	ano	PP, EP, EX, TOX, A	1	
3475	SMĚS ETHANOLU A BENZÍNU nebo SMĚS ETHANOLU A PALIVA PRO ZÁŽEHOVÉ MOTORY, s více než 90 % ethanolu	3	F1	II	3+N2+CMR+ F	N	2	3	3	10	97	0.78 – 0.79 <sup>(10)</sup>	3	ano	T2 <sup>(12)</sup>	II B (II B1)	ano	PP, EP, EX, TOX, A	1	
3494	ROPA SUROVÁ, KYSELÁ, HOŘLAVÁ, TOXICKÁ	3	FT1	I	3+6.1+(N1, N2, N3, CMR, F)	C	*	*	*	*	95		1	ne	T4 <sup>(3)</sup>	II B <sup>(4)</sup>	ano	PP, EP, EX, TOX, A	2	14; 27; *viz. 3.2.3.3
3494	ROPA SUROVÁ, KYSELÁ, HOŘLAVÁ, TOXICKÁ	3	FT1	I	3+6.1+(N1, N2, N3, CMR, F)	C	*	*	*	*	95		1	ne	T4 <sup>(3)</sup>	II B <sup>(4)</sup> (II B3)	ano	PP, EP, EX, TOX, A	2	14; 27; 44 *viz 3.2.3.3
3494	ROPA SUROVÁ, KYSELÁ, HOŘLAVÁ, TOXICKÁ	3	FT1	II	3+6.1+(N1, N2, N3, CMR, F)	C	*	*	*	*	95		2	ne	T4 <sup>(3)</sup>	II B <sup>(4)</sup>	ano	PP, EP, EX, TOX, A	2	14; 27; *viz. 3.2.3.3
3494	ROPA SUROVÁ, KYSELÁ, HOŘLAVÁ, TOXICKÁ	3	FT1	II	3+6.1+(N1, N2, N3, CMR, F)	C	*	*	*	*	95		2	Ne	T4 <sup>(3)</sup>	II B <sup>(4)</sup> (II B3)	ano	PP, EP, EX, TOX, A	2	14; 27; 44 *viz 3.2.3.3
3494	ROPA SUROVÁ, KYSELÁ, HOŘLAVÁ, TOXICKÁ	3	FT1	III	3+6.1+(N1, N2, N3, CMR, F)	C	*	*	*	*	95		2	ne	T4 <sup>(3)</sup>	II B <sup>(4)</sup>	ano	PP, EP, EX, TOX, A	0	14; 27; *viz. 3.2.3.3



(1)	(2)	(3a)	(3b)	(4)	(5)	(6)	(7)	(8)	(9)	(10)	(11)	(12)	(13)	(14)	(15)	(16)	(17)	(18)	(19)	(20)
UN číslo	Pojmenování a popis	Třída	Klasifikační kód	Obalová skupina	Nebezpečí	Typ tankového plavidla	Stav nákladních tanků	Typ nákladního tanku	Vybavení nákladního tanku	Otevírací tlak přetlakového ventilu/vysokorychlostního odvětrávacího ventilu, v kPa	Maximální přípustný stupeň plnění v %	Relativní hustota při 20 °C	Druh zkušebního odběrového zařízení	Povolný prostor s čerpadly pod palubou	Teplotní třída	Skupina výbušnosti	Zajištění proti explozi nutné	Požadované vybavení	Počet kuželů/světél	Dodatečné požadavky, poznámky
3494	ROPA SUROVÁ, KYSELÁ, HOŘLAVÁ, TOXICKÁ	3	FT1	III	3+6.1+(N1, N2, N3, CMR, F)	C	*	*	*	*	95		2	Ne	T4 <sup>3)</sup>	II B <sup>4)</sup> (II B3)	ano	PP, EP, EX, TOX, A	0	14; 27; 44 *viz 3.2.3.3
9000	AMMONIAK (ČPÁVEK), HLUBOCE ZCHLAZENÝ	2	3TC		2.1+2.3+8+N1	G	1 1	1 1	1; 3		95		1	ne	T1 <sup>12)</sup>	II A	ano	PP, EP, EX, TOX, A	2	1; 2; 31
9001	LÁTKY S BODEM VZPLANUTÍ NAD 60 °C, předávány k přepravě nebo přepravovány při TEPLOTĚ V ROZMEZÍ 15 K POD BODEM VZPLANUTÍ NEBO LÁTKY S BODEM VZPLANUTÍ VĚTŠÍM NEŽ 60 °C, ZAHŘÁTÉ MĚNĚ NEŽ 15 K OD BODU VZPLANUTÍ	3	F 4		3+(N1, N2, N3, CMR, F nebo S)	*	*	*	*	*	*		*	ano	T4 <sup>3)</sup>	II B <sup>4)</sup>	ano	*	0	27 *viz. 3.2.3.3
9001	LÁTKY S BODEM VZPLANUTÍ NAD 60 °C, předávány k přepravě nebo přepravovány při TEPLOTĚ V ROZMEZÍ 15 K POD BODEM VZPLANUTÍ NEBO LÁTKY S BODEM VZPLANUTÍ VĚTŠÍM NEŽ 60 °C, ZAHŘÁTÉ MĚNĚ NEŽ 15 K OD BODU VZPLANUTÍ	3	F4		3+(N1, N2, N3, CMR, F nebo S)	*	*	*	*	*	*		*	ano	T4 <sup>3)</sup>	II B <sup>4)</sup> (II B3)	ano	*	0	27; 44 *viz 3.2.3.3

(1)	(2)	(3a)	(3b)	(4)	(5)	(6)	(7)	(8)	(9)	(10)	(11)	(12)	(13)	(14)	(15)	(16)	(17)	(18)	(19)	(20)
UN číslo	Pojmenování a popis	Třída	Klasifikační kód	Obalová skupina	Nebezpečí	Typ tankového plavidla	Stav nákladních tanků	Typ nákladního tanku	Vybavení nákladního tanku	Otevírací tlak přetlakového ventilu/vysokorychlostního odvětrávacího ventilu, v kPa	Maximální přípustný stupeň plnění v %	Relativní hustota při 20 °C	Druh zkušebního odběrového zařízení	Povolný prostor s čerpadly pod palubou	Teplotní třída	Skupina výbušnosti	Zajištění proti explozi nutné	Požadované vybavení	Počet kuželů/světél	Dodatečné požadavky, poznámky
9002	LÁTKY S TEPLOTOU SAMOVZNIČENÍ 200 °C A NIŽE, J.N.	3	F5		3+(N1, N2, N3, CMR, F nebo S)	C	1 1	1	*	*	95		1	ano	T4	II B <sup>4)</sup>	ano	*	0	*viz. 3.2.3.3
9002	LÁTKY S TEPLOTOU SAMOVZNIČENÍ 200 °C A NIŽE, J.N.	3	F5		3+(N1, N2, N3, CMR, F nebo S)	C	1 1	1	*	*	95		1	ano	T4	II B <sup>4)</sup> (II B3)	ano	*	0	44 *viz 3.2.3.3
9003	LÁTKY S BODEM VZPLANUTÍ VYŠŠÍM NEŽ 60 °C A NEJVÝŠE 100 °C nebo LÁTKY S BODEM VZPLANUTÍ VYŠŠÍM NEŽ 60 °C A NEJVÝŠE 100 °C, které nejsou zařazeny jiné třídy	9			9+(N1, N2, N3, CMR, F nebo S)	*	*	*	*	*	*		*	ano			ne	*	0	27 *viz. 3.2.3.3
9003	LÁTKY S BODEM VZPLANUTÍ VYŠŠÍM NEŽ 60 °C A NEJVÝŠE 100 °C nebo LÁTKY S BODEM VZPLANUTÍ VYŠŠÍM NEŽ 60 °C A NEJVÝŠE 100 °C, které nejsou zařazeny jiné třídy (ethylenglykolmonobutylether)	9			9+N3+F	N	4 3	3			97	0.9	3	ano			ne	PP	0	

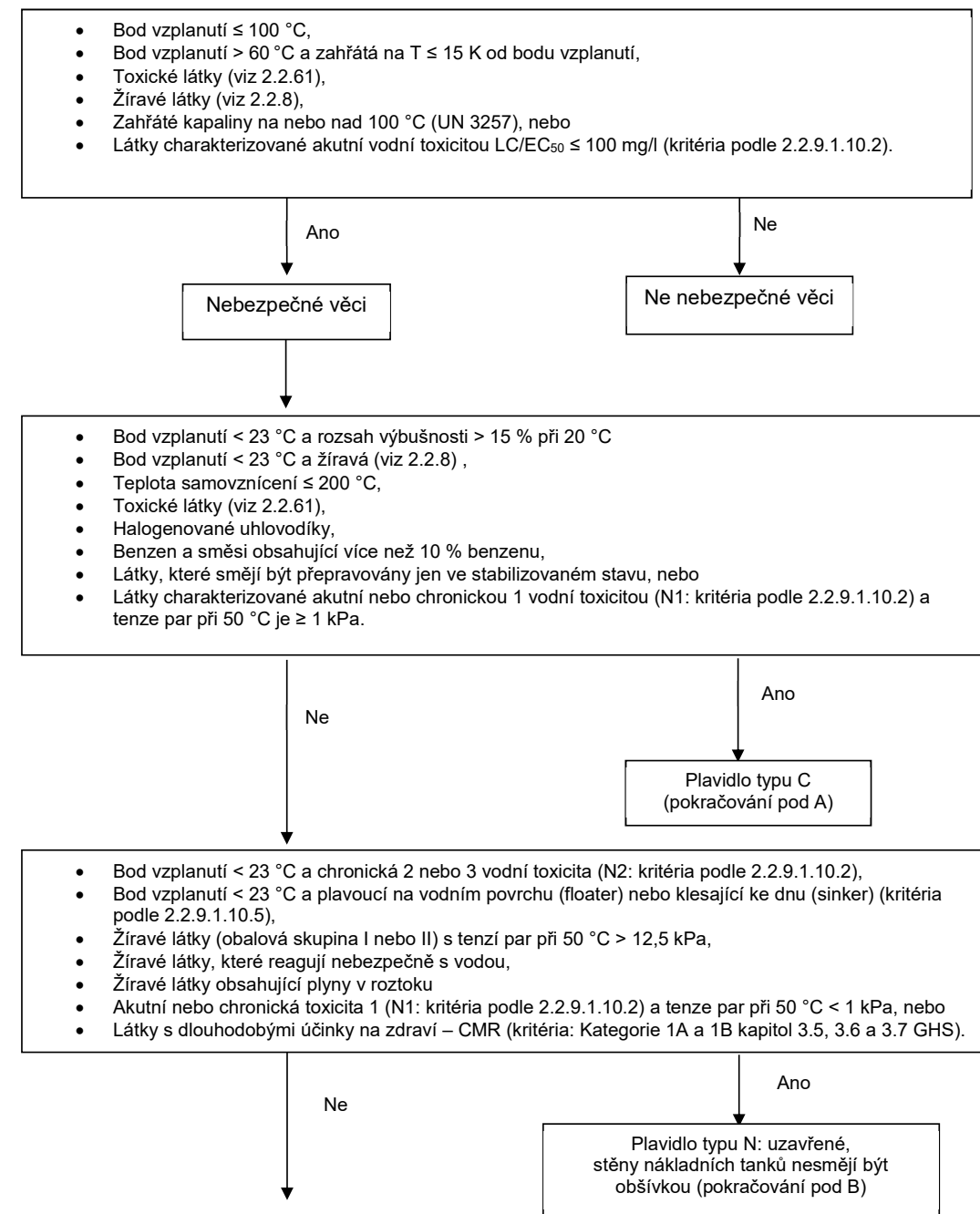
(1)	(2)	(3a)	(3b)	(4)	(5)	(6)	(7)	(8)	(9)	(10)	(11)	(12)	(13)	(14)	(15)	(16)	(17)	(18)	(19)	(20)
UN číslo	Pojmenování a popis	Třída	Klasifikační kód	Obalová skupina	Nebezpečí	Typ tankového plavidla	Stav nákladních tanků	Typ nákladního tanku	Vybavení nákladního tanku	Otevírací tlak přetlakového ventilu/vysokorychlostního odvětrávacího ventilu, v kPa	Maximální přípustný stupeň plnění v %	Relativní hustota při 20 °C	Druh zkušebního odběrového zařízení	Povolný prostor s čerpadly pod palubou	Teplotní třída	Skupina výbušnosti	Zajištění proti explozi nutné	Požadované vybavení	Počet kuželů/světél	Dodatečné požadavky, poznámky
9003	LÁTKY S BODEM VZPLANUTÍ VYŠŠÍM NEŽ 60°C A NEJVÝŠE 100°C nebo LÁTKY S BODEM VZPLANUTÍ VYŠŠÍM NEŽ 60°C A NEJVÝŠE 100°C, které nejsou zařazeny jiné třídy (2-ethylhexylakrylát)	9			9+N3+F	N	4	3			97	0.89	3	ano			ne	PP	0	3; 5; 16;
9004	4,4'-DISOKYANÁTDIFENYLMETHAN	9			S	N	2	3	4	10	95	1,21 <sup>(1)</sup>	3	ano			ne	PP	0	7; 8; 17; 19
9005	LÁTKA OHROŽUJÍCÍ ŽIVOTNÍ PROSTŘEDÍ, TUHÁ, J.N., ROZTAVENÁ	9			9+(N2, N3, CMR, F nebo S)	*	*	*	*	*	95		*	ano			ne	*	0	*viz. 3.2.3.3
9006	LÁTKA OHROŽUJÍCÍ ŽIVOTNÍ PROSTŘEDÍ, KAPALNÁ, J.N.	9			9+(N2, N3, CMR, F nebo S)	*	*	*	*	*	97		*	ano			ne	*	0	*viz. 3.2.3.3

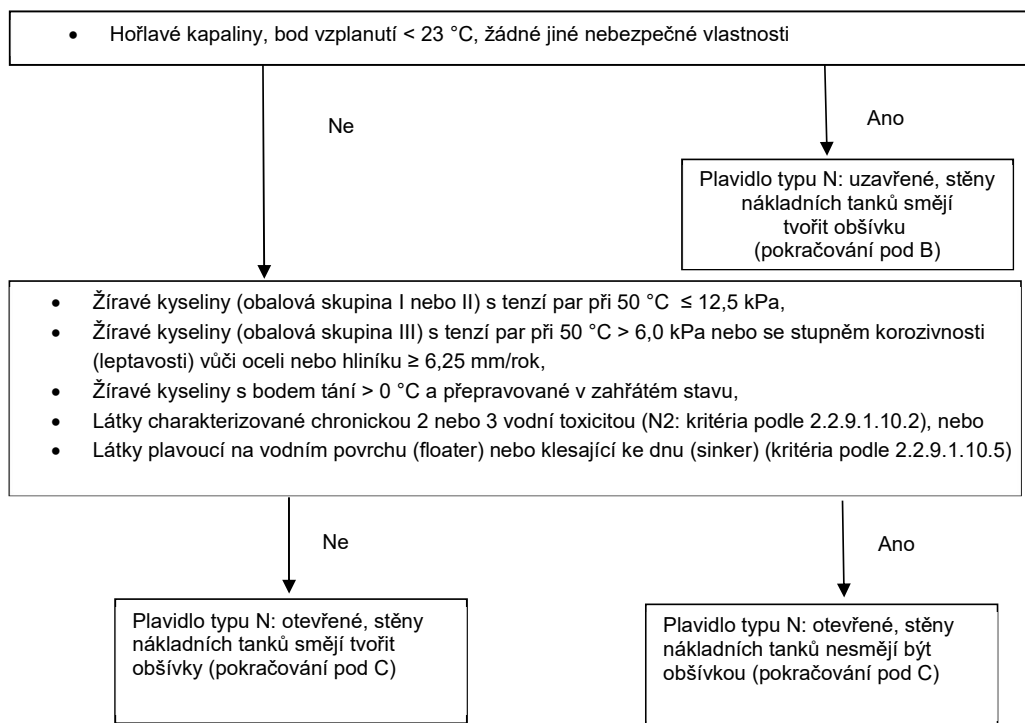
**Poznámky týkající se Tabulky C:**

- 1) Teplota vznícení ještě nebyla stanovena podle standardizovaného postupu stanovení; proto byla prozatímně přiřazena do teplotní skupiny T2, která je považována za bezpečnou.
- 2) Teplota vznícení ještě nebyla stanovena podle standardizovaného postupu stanovení; proto byla prozatímně přiřazena do teplotní skupiny T3, která je považována za bezpečnou.
- 3) Teplota vznícení ještě nebyla stanovena podle standardizovaného postupu stanovení; proto byla prozatímně přiřazena do teplotní skupiny T4, která je považována za bezpečnou.
- 4) Maximální experimentální bezpečná spára (MESG) ještě nebyla změřena podle standardizovaného postupu stanovení; proto byla prozatímně přiřazena do třídy výbušnosti IIB, která je považována za bezpečnou.
- 5) Maximální experimentální bezpečná spára (MESG) ještě nebyla změřena podle standardizovaného postupu stanovení; proto byla prozatímně přiřazena do třídy výbušnosti IIC, která je považována za bezpečnou.
- 6) *(Vypuštěno)*
- 7) Maximální experimentální bezpečná spára (MESG) ještě nebyla změřena podle standardizovaného postupu stanovení; proto byla prozatímně přiřazena do třídy výbušnosti IIC, která je považována za bezpečnou.
- 8) Maximální experimentální bezpečná spára (MESG) ještě nebyla změřena podle standardizovaného postupu stanovení; proto byla prozatímně přiřazena do třídy výbušnosti v souladu s IEC 60079-20-1.
- 9) Přiřazení podle IMO (Mezinárodní kód pro konstrukci a vybavení plavidel převážejících volně ložené nebezpečné chemikálie) (kód IBC)
- 10) Relativní hustota při 15 °C.
- 11) Relativní hustota při 25 °C.
- 12) Tato teplotní třída se nevztahuje na vybraná zařízení a vybavení chráněná proti výbuchu. Povrchová teplota zařízení a vybavení chráněných proti výbuchu nesmí překročit 200°C.
- 13) *(Vypuštěno)*
- 14) V souladu se standardizovaným postupem nebyla stanovena žádná maximální bezpečná experimentální mezera (MESG); látka je proto prozatímně zařazena do skupiny výbušnosti II B3, která je považována za bezpečnou.

3.2.3.3 Postupový diagram, schéma a kritéria pro stanovení příslušných zvláštních ustanovení (sloupců (6) až (20) Tabulky C)

**Postupový diagram pro klasifikaci kapalin tříd 3, 6.1, 8 a 9 pro přepravu v tancích ve vnitrozemské vodní dopravě**





### Zahřáté látky

Bez ohledu na výše uvedené klasifikace se pro látky, které musí být přepravovány v zahřátém stavu, typ nákladního tanku určí na základě přepravní teploty, za použití následující tabulky:

Nejvyšší přepravní teplota teplota T ve °C	Typ N	Typ C
T ≤ 80	Integrovaný nákladní tank	Integrovaný nákladní tank
80 < T ≤ 115	Nezávislý nákladní tank, poznámka 25	Nezávislý nákladní tank, poznámka 26
T > 115	Nezávislý nákladní tank	Nezávislý nákladní tank

Poznámka 25 = poznámka č. 25 ve sloupci (20) seznamu látek obsažených v kapitole 3.2, Tabulka C.

Poznámka 26 = poznámka č. 26 ve sloupci (20) seznamu látek obsažených v kapitole 3.2, Tabulka C.

**Schéma A: Kritéria pro vybavení nákladních tanků v plavidlech typu C**

Vybavení nákladního tanku	Tenze par při teplotě kapaliny 30 °C a teplotě plynné fáze 37,8 °C > 50 kPa	Tenze par při teplotě kapaliny 30 °C a teplotě plynné fáze 37,8 °C > 50 kPa	Tenze par neznámá v důsledku některých chybějících údajů
S chlazením (č. 1 ve sloupci (9))	Chlazený		
Tlakový tank (400 kPa)	Nechlazený	Tenze par při 50 °C > 50 kPa bez postřiku vodou	Bod varu ≤ 60 °C
Otevírací tlak přetlakového ventilu/vysokorychlostního ventilu: 50 kPa, s postřikovacím zařízením (č. 3 ve sloupci (9))		Tenze par při 50 °C > 50 kPa s postřikem vodou	60 °C < bod varu ≤ 85 °C
Otevírací tlak přetlakového ventilu/vysokorychlostního ventilu, jak vypočteno, avšak nejméně 10 kPa		Tenze par při 50 °C ≤ 50 kPa	
Otevírací tlak přetlakového ventilu/vysokorychlostního ventilu: 50 kPa			85 °C < bod varu ≤ 115 °C
Otevírací tlak přetlakového ventilu/vysokorychlostního ventilu: 35 kPa			Bod varu > 115 °C

**Schéma B: Kritéria pro vybavení plavidel typu N s uzavřenými nákladními tanky**

Vybavení nákladního tanku	Třída 3, bod vzplanutí < 23 °C				Žíravé látky	Látky CMR
Tlakový tank (400 kPa)	175 kPa ≤ P <sub>d50</sub> < 300 kPa bez chlazení					
Otevírací tlak přetlakového ventilu/vysokorychlostního ventilu: 50 kPa	175 kPa ≤ P <sub>d50</sub> < 300 kPa s chlazením (č. 1 ve sloupci (9))	110 kPa ≤ P <sub>d50</sub> < 175 kPa bez postřiku vodou				
Otevírací tlak přetlakového ventilu/vysokorychlostního ventilu: 10 kPa			110 kPa ≤ P <sub>d50</sub> < 150 kPa s postřikem vodou (č. 3 ve sloupci (9))	P <sub>d50</sub> < 110 kPa	Obalová skupina I nebo II s P <sub>d50</sub> > 12,5 kPa nebo nebezpečně reagující s vodou nebo s plyny v roztoku	Otevírací tlak přetlakového ventilu/vysokorychlostního ventilu: 10 kPa; s postřikem vodou při tenzi par > 10 kPa (výpočet tenze par podle vzorce pro sloupec 10, s výjimkou toho, že Va = 0,03)

**Schéma C: Kritéria pro vybavení plavidel typu N s otevřenými nákladními tanky**

Vybavení nákladního tanku	Třídy 3 a 9	Hořlavé látky	Žíravé látky
S lapačem plamenů	60 °C < bod vzplanutí ≤ 100 °C nebo zahřáté látky třídy 9	Bod vzplanutí > 60 °C přepravované zahřáté na teplotu ≤ 15 K pod bodem vzplanutí, nebo při nebo nad jejich bodem vzplanutí	Hořlavé látky nebo kyseliny, přepravované v zahřátém stavu
Bez lapače plamenů			Nehořlavé látky

**Sloupec (9): Vybavení nákladních tanků pro látky přepravované v roztaveném stavu****- Možnost ohřevu nákladu (číslice 2 ve sloupci (9))**

Možnost ohřevu nákladu se vyžaduje na plavidle:

- je-li bod tání látky, která se má přepravovat, + 15 °C nebo vyšší, nebo
- je-li bod tání látky, která se má přepravovat, vyšší než 0 °C, ale nižší než + 15 °C a vnější teplota je nejvýše 4 K nad bodem tání. Ve sloupci (20) musí být odkaz na poznámku 6 s teplotou odvozenou takto: bod tání + 4 K.

**- Ohřevné zařízení na plavidle (číslice 4 ve sloupci (9))**

Ohřevné zařízení nákladu se vyžaduje na plavidle:

- pro látky, kterým nesmí být dovoleno tuhnout z důvodu možnosti nebezpečných reakcí nebo opětovného ohřevu, a
- pro látky, které musí být udržovány na zaručené teplotě nejméně 15 K pod jejich bodem vzplanutí.

**Sloupec (10): Určení otevíracího tlaku vysokorychlostního ventilu v kPa**

Pro plavidla typu C se otevírací tlak vysokorychlostního ventilu určí na základě vnitřního tlaku tanků, zaokrouhleného na nejbližších 5 kPa.

Pro výpočet vnitřního tlaku se použije tohoto vzorce:

$$P_{\max} = P_{Ob\max} + \frac{k \cdot v_a (P_0 - P_{Da})}{v_a - \alpha \cdot \delta_t + \alpha \cdot \delta_t \cdot v_a} - P_0$$

$$k = \frac{T_{D\max}}{T_a}$$

V tomto vzorci:

- $P_{\max}$  : Nejvyšší vnitřní přetlak v kPa
- $P_{Ob\max}$  : Absolutní tenze par při nejvyšší teplotě na povrchu kapaliny v kPa
- $P_{Da}$  : Tenze par při absolutní plnicí teplotě v kPa
- $P_0$  : Atmosférický tlak v kPa
- $v_a$  : Volný relativní objem při plnicí teplotě ve srovnání s objemem nákladního tanku
- $\alpha$  : Součinitel objemové roztažnosti v K<sup>-1</sup>
- $\delta_t$  : Průměrné zvýšení teploty kapaliny opětovným zahřátím v K
- $T_{D\max}$  : Nejvyšší teplota plynné fáze v K
- $T_a$  : Plnicí teplota v K



k : Teplotní korekční činitel  
 $t_{ob}$  : Nejvyšší teplota na povrchu kapaliny ve °C

V tomto vzorci se používají následující základní údaje:

$P_{Obmax}$  : Při 50 °C a 30 °C

$P_{Da}$  : Při 15 °C

$$P_0 : 101,3 \text{ kPa}$$
$$V_a : 5 \% = 0.05$$
 $\delta_t$  : 5 K $T_{Dmax} : 323 \text{ K a } 310.8 \text{ K}$  $T_a : 288 \text{ K}$  $t_{Ob} : 50\text{ }^{\circ}\text{C a } 30\text{ }^{\circ}\text{C}$ 

**Sloupec (11): Určení nejvyššího stupně plnění nákladních tanků**

Jestliže podle ustanovení pod A výše:

- je vyžadován Typ G: 91 %, avšak v případě hluboce zchlazených látek: 95 %
- je vyžadován Typ C: 95 %
- je vyžadován Typ N: 97 %, avšak v případě látek v roztaveném stavu a hořlavých kapalin s  $175 \text{ kPa} \leq P_{v50} < 300 \text{ kPa}$ : 95 %

**Sloupec (12): Relativní hustota látky při 20 °C**

Tyto údaje se udávají jen pro informaci.

**Sloupec (13): Určení typu zařízení pro odběr vzorků**

- |                        |   |  |
|------------------------|---|--|
| 1 = uzavřené:          | - | Látky, které se musí přepravovat v tlakových nákladních tankích    |
|                        | - | Látky s písmenem T ve sloupci (3b) a přiřazené k obalové skupině I |
|                        | - | Stabilizované látky, které se musí přepravovat pod inertním plynem |
| 2 = částečně uzavřené: | - | Všechny jiné látky, pro které je vyžadován typ C                   |
| 3 = otevřené:          | - | Všechny ostatní látky  |

### Sloupec (14): Určení, zda je dovolen čerpadlový prostor pod palubou

- |     |   |  |
|-----|---|--|
| Ne  | - | Všechny látky s písmenem T ve sloupci (3b), s výjimkou látek třídy 2 |
| Ano | - | Všechny ostatní látky  |

**Sloupec (15): Určení teplotní třídy**

Hořlavé látky musí být přiřazeny k teplotní třídě na základě svého bodu samovznícení:

Teplotní třída	Teplota samovznícení T hořlavých kapalin a plynů ve °C
T1	$T > 450$
T2	$300 < T \leq 450$
T3	$200 < T \leq 300$
T4	$135 < T \leq 200$
T5	$100 < T \leq 135$
T6	$85 < T \leq 100$

Je-li vyžadována ochrana proti výbuchu a teplota samovznícení není známá, musí být uvedena odvolávka na teplotní třídu T4, považovanou za bezpečnou.

#### Sloupec (16): Určení skupiny výbušnosti

Hořlavé látky musí být přiřazeny ke skupině výbušnosti na základě svých maximálních experimentálních bezpečných mezer. Maximální experimentální bezpečné mezery se určí podle normy obsažené v publikaci IEC 60079-20-1.

Různé skupiny výbušnosti jsou následující:

Skupina výbušnosti	Maximální experimentální bezpečná mezera v mm
II A	> 0,9
II B	$\geq 0,5$ až $\leq 0,9$
II C	< 0,5

Je-li vyžadována ochrana proti výbuchu a příslušné údaje nejsou k dispozici, musí být uvedena odvolávka na skupinu výbušnosti II B, považovanou za bezpečnou.

#### Sloupec (17): Určení, zda je vyžadována ochrana proti výbuchu pro elektrickou instalaci a systémy

- |     |   |   |
|-----|---|---|
| Ano | - | Pro látky s bodem vzplanutí $\leq 60$ °C  |
|     | - | Pro látky, které musí být přepravovány zahřáté na teplotu méně než 15 °C pod svým bodem vzplanutí   |
|     | - | Pro látky, které musí být přepravovány zahřáté na teplotu 15 °C nebo více pod svým bodem vzplanutí a kde ve sloupci (9) (vybavení nákladního tanku) je vyžadována pouze možnost vytápění nákladu (2) a není vyžadován systém vytápění nákladu na palubě (4) |
|     | - | Pro hořlavé plyny   |
| Ne  | - | Pro všechny ostatní látky   |

#### Sloupec (18): Určení, zda jsou vyžadovány osobní ochranné prostředky, únikové prostředky, přenosné detektory plynů, přenosné toximetry nebo dýchací přístroje závislé na vnějším prostředí

- **PP:** Pro všechny látky tříd 1 až 9;
- **EP:** Pro všechny látky
  - třídy 2 s písmenem T nebo písmenem C v klasifikačním kódu uvedeném ve sloupci (3b),
  - třídy 3 s písmenem T nebo písmenem C v klasifikačním kódu uvedeném ve sloupci (3b),
  - třídy 4.1,
  - třídy 6.1, a
  - třídy 8,
  - CMR kategorie 1A nebo 1B podle GHS;
- **EX:** Pro všechny látky, pro něž je vyžadována ochrana proti výbuchu;
- **TOX:** Pro všechny látky třídy 6.1,  
Pro všechny látky jiných tříd s písmenem T ve sloupci (3b),  
Pro látky CMR kategorie 1A nebo 1B podle GHS;
- **A:** Pro všechny látky, pro něž je vyžadováno EX nebo TOX

**Sloupec (19): Určení počtu kuželů nebo modrých světél**

Pro všechny látky třídy 2 s písmenem F v klasifikačním kódu uvedeném ve sloupci (3b):	1 kužel/světlo
Pro všechny látky tříd 3 až 9 s písmenem F v klasifikačním kódu uvedeném ve sloupci (3b) a přiřazené k obalové skupině I nebo II:	kužel/světlo
Pro všechny látky třídy 2 s písmenem T v klasifikačním kódu uvedeném ve sloupci (3b):	2 kužele/světla
Pro všechny látky tříd 3 až 9 s písmenem T v klasifikačním kódu uvedeném ve sloupci (3b) a přiřazené k obalové skupině I nebo II:	2 kužele/světla

**Sloupec (20): Určení dodatečných požadavků a poznámek**

- Poznámka 1:** Ve sloupci (20) uvést odvolávku na poznámku 1 pro přepravu UN 1005 AMONIAK (ČPAVEK), BEZVODÝ
- Poznámka 2:** Ve sloupci (20) uvést odvolávku na poznámku 2 týkající se stabilizovaných látek, které reagují s kyslíkem a plynů nebezpečnosti 2.1, jak je zmíněno ve sloupci (5).
- Poznámka 3:** Ve sloupci (20) uvést odvolávku na poznámku 3 pro látky, které musí být stabilizovány.
- Poznámka 4:** Ve sloupci (20) uvést odvolávku na poznámku 4 pro látky, kterým nesmí být dovoleno tuhnout z důvodu možnosti nebezpečných reakcí nebo opětovného zahřátí.
- Poznámka 5:** Ve sloupci (20) uvést odvolávku na poznámku 5 pro látky náchylné k polymerizaci.
- Poznámka 6:** Ve sloupci (20) uvést odvolávku na poznámku 6 pro látky náchylné ke krystalizaci a pro látky, pro něž je vyžadováno ohřevné zařízení nebo možnost ohřevu a jejichž tenze par při 20 °C je vyšší než 0,1 kPa.
- Poznámka 7:** Ve sloupci (20) uvést odvolávku na poznámku 7 pro látky s bodem tání +15 °C nebo vyšším.
- Poznámka 8:** Ve sloupci (20) uvést odvolávku na poznámku 8 pro látky, které reagují nebezpečně s vodou.
- Poznámka 9:** Ve sloupci (20) uvést odvolávku na poznámku 9 pro přepravu UN 1131 SIROUHLÍK.
- Poznámka 10:** Již se nepoužívá.
- Poznámka 11:** Ve sloupci (20) uvést odvolávku na poznámku 11 pro přepravu UN 1040 ETHYLENOXID S DUSÍKEM.
- Poznámka 12:** Ve sloupci (20) uvést odvolávku na poznámku 12 pro přepravu UN 1280 PROPYLENOXID a UN 2983 ETHYLENOXID A PROPYLENOXID, SMĚS.
- Poznámka 13:** Ve sloupci (20) uvést odvolávku na poznámku 13 pro přepravu UN 1086 VINYLCHLORID, STABILIZOVANÝ.
- Poznámka 14:** Ve sloupci (20) uvést odvolávku na poznámku 14 pro směsi nebo J.N. položky, které nejsou jasně definovány a pro něž je typ N určen na základě klasifikačních kritérií.
- Poznámka 15:** Ve sloupci (20) uvést odvolávku na poznámku 15 pro látky, které reagují nebezpečně se zásadami nebo kyselinami, jako jsou hydroxid sodný nebo kyselina sírová.
- Poznámka 16:** Ve sloupci (20) uvést odvolávku na poznámku 16 pro látky, které mohou reagovat nebezpečně na lokální přehřátí.
- Poznámka 17:** Ve sloupci (20) se uvede odkaz na poznámku 17, pokud je uveden odkaz na poznámku 4, 6 nebo 7.
- Poznámka 18:** Již se nepoužívá.

- Poznámka 19:** Ve sloupci (20) uvést odvolávku na poznámku 19 pro látky, které nesmějí za žádných okolností přijít do styku s vodou.
- Poznámka 20:** Ve sloupci (20) uvést odvolávku na poznámku 20 pro látky, jejichž přepravní teplota nesmí překročit nejvyšší teplotu v kombinaci s materiály nákladních tanků. Nejvyšší dovolená teplota musí být uvedena hned za číslem 20.
- Poznámka 21:** Již se nepoužívá.
- Poznámka 22:** Ve sloupci (20) uvést odvolávku na poznámku 22 pro látky, pro něž je ve sloupci (11) uvedeno; rozmezí hodnot nebo není uvedena žádná hodnota.
- Poznámka 23:** Ve sloupci (20) uvést odvolávku na poznámku 23 pro látky, jejichž vnitřní tlak při 30 °C je nižší než 50 kPa a které jsou přepravovány s postřikem vodou.
- Poznámka 24:** Ve sloupci (20) uvést odvolávku na poznámku 24 pro přepravu UN 3257 LÁTKA ZAHŘÁTÁ, KAPALNÁ, J.N.
- Poznámka 25:** Ve sloupci (20) uvést odvolávku na poznámku 25 pro látky, které musí být přepravovány zahřáté v nákladním tanku typu 3.
- Poznámka 26:** Ve sloupci (20) uvést odvolávku na poznámku 26 pro látky, které musí být přepravovány zahřáté v nákladním tanku typu 2.
- Poznámka 27:** Ve sloupci (20) uvést odvolávku na poznámku 27 pro látky, které jsou ve sloupci (2) uvedeny pod J.N. položkou nebo druhovou položkou.
- Poznámka 28:** Ve sloupci (20) uvést odvolávku na poznámku 28 pro přepravu UN 2448 SÍRA, ROZTAVENÁ.
- Poznámka 29:** Ve sloupci (20) uvést odvolávku na poznámku 29 pro látky, pro něž je ve sloupci (2) uvedena tenze par nebo bod varu.
- Poznámka 30:** Ve sloupci (20) uvést odvolávku na poznámku 30 pro přepravu UN čísel 1719, 1794, 1814, 1819, 1824, 1829, 1830, 1832, 1833, 1906, 2240, 2308, 2583, 2584, 2677, 2679, 2681, 2796, 2797, 2837 a 3320 pod položkami, pro které je vyžadován typ N, otevřený.
- Poznámka 31:** Ve sloupci (20) uvést odvolávku na poznámku 31 pro přepravu látek třídy 2 a UN 1280 PROPYLENOXID a UN 2983 ETHYLENOXID A PROPYLENOXID, SMĚS třídy 3.
- Poznámka 32:** Ve sloupci (20) uvést odvolávku na poznámku 32 pro přepravu UN 2448 SÍRA, ROZTAVENÁ třídy 4.1.
- Poznámka 33:** Ve sloupci (20) uvést odvolávku na poznámku 33 pro přepravu UN 2014 a 2984 PEROXID VODÍKU, VODNÝ ROZTOK třídy 5.1.
- Poznámka 34:** Ve sloupci (20) uvést odvolávku na poznámku 34 pro přepravu látek, pro něž je ve sloupci (5) udáno nebezpečí 8 a ve sloupci (6) typ N.
- Poznámka 35:** Ve sloupci (20) uvést odvolávku na poznámku 35 pro látky, pro které může úplné zchlazení vyvolat nebezpečné reakce v případě komprese. Toto platí také, je-li zchlazování částečně prováděno kompresí.
- Poznámka 36:** Již se nepoužívá.
- Poznámka 37:** Ve sloupci (20) uvést odvolávku na poznámku 37 pro látky, pro něž systém uložení nákladu musí být schopen odolat plné tenzi par nákladu na horních mezích výpočtových teplot okolí, bez ohledu na systém zvolený pro zacházení s odpařeným plynem.
- Poznámka 38:** Ve sloupci (20) uvést odvolávku na poznámku 38 pro směsi s počátečním bodem varu nad 60 °C nebo pod nebo nejvýše 85 °C podle ASTM D 86-01.
- Poznámka 39:** Ve sloupci (20) uvést odvolávku na poznámku 39 pro přepravu UN čísla 2187 OXID UHLÍČITÝ, HLUBOCE ZCHLAZENÝ, ZKAPALNĚNÝ třídy 2.

**Poznámka 40:** Již se nepoužívá.

**Poznámka 41:** Ve sloupci (20) uvést odvolávku na poznámku 41 k UN číslu 2709 BUTYLBENZENY (n-BUTYLBENZENY).

**Poznámka 42:** Ve sloupci (20) uvést odvolávku na poznámku 42 k UN číslu 1038 ETHYLEN, ZCHLAZENÁ KAPALINA a k UN číslu 1972 METHAN, HLUBOCE ZCHLAZENÝ, KAPALNÝ nebo PLYN ZEMNÍ, HLUBOCE ZCHLAZENÝ, KAPALNÝ, s vysokým obsahem methanu.

**Poznámka 43:** Ve sloupci (20) uvést odvolávku na poznámku 43 pro všechny položky obalové skupiny I s písmenem F (hořlavé) v klasifikačním kódu uvedeném ve sloupci (3b) a s písmenem F (z anglického slova floater) ve sloupci (5) Nebezpečí.

**3.2.4 Formy žádosti o zvláštní povolení pro přepravu v tankových plavidlech podle oddílu 1.5.2****3.2.4.1 Vzor zvláštního povolení podle oddílu 1.5.2****Zvláštní povolení  
podle 1.5.2 ADN**

Podle 1.5.2 ADN je povolena přeprava v tankových vozidlech látek uvedených v příloze k tomuto zvláštnímu povolení za podmínek v něm uvedených.

Před přepravou látky se bude na dopravci vyžadovat, aby měl tuto látku doplněnou do seznamu zmíněného v 1.16.1.2.5 ADN uznanou klasifikační organizací.

Toto zvláštní povolení platí.....  
(místa a/nebo trasy platnosti)

Platí dva roky ode dne podpisu, pokud nebude zrušeno k dřívějšímu dni.

Vydávající stát:.....

Příslušný orgán:.....

*Datum:*.....

*Podpis:*.....

**3.2.4.2 Formulář žádosti o zvláštního povolení podle oddílu 1.5.2**

K žádostem o zvláštní povolení odpovězte, prosím, následující otázky a body\*. Údaje jsou používány jen pro úřední účely a je s nimi nakládáno důvěrně.

**Žadatel**

.....  
(Jméno) (Společnost)

.....  
( ) .....

.....  
(Adresa)

**Obsah žádosti**

Povolení pro přepravu v tankových plavidlech..... jako látky třídy.....

**Přílohy**

(s krátkým popisem)

**Žádost zpracována:**

V:.....

Datum:.....

Podpis:.....  
(osoby zodpovědné za údaje)

**1. Všeobecné údaje o nebezpečné látce**

1.1 Je to čistá látka ☐, směs ☐, roztok ☐ ?

1.2 Technický název (pokud možno podle nomenklatury ADN nebo možno též podle IBC Code).

1.3 Synonymum.

1.4 Obchodní název.

1.5 Strukturní vzorec a, pro směsi, složení a/nebo koncentrace.

1.6 Třída nebezpečnosti a, kde je to aplikovatelné, klasifikační kód, obalová skupina.

1.7 UN číslo, nebo identifikační číslo látky (je-li známo).

**2. Fyzikálně-chemické vlastnosti**

2.1 Stav během přepravy (např. plyn, kapalina, roztavená...).

2.2 Relativní hustota kapaliny při 20 °C nebo při přepravní teplotě, pokud látka musí být během přepravy zahřátá nebo zchlazená.

2.3 Přepravní teplota (pro látky zahřáté nebo zchlazené během přepravy).

2.4 Bod tání nebo rozmezí..... °C.

---

\* U otázek netýkajících se předmětu žádosti napište „nevztahuje se“.

- 2.5 Bod varu nebo rozmezí..... °C.
- 2.6 Tenze par při 15 °C....., 20 °C....., 30 °C....., 37,8 °C....., 50 °C.....,  
(pro zkapalněné plyny tenze par při 70 °C.....), (pro permanentní plyny plnicí tlak při 15 °C.....).
- 2.7 Součinitel objemové roztažnosti.....K<sup>-1</sup>.
- 2.8 Rozpustnost ve vodě při 20 °C  
Koncentrace nasycení.....mg/l
- nebo
- Mísitelnost s vodou při 15 °C
- ☐ Úplná ☐ částečná ☐ žádná  
(pokud možno, v případě roztoků a směsí, uveďte koncentraci)
- 2.9 Barva.
- 2.10 Pach.
- 2.11 Viskozita.....mm<sup>2</sup>/s.
- 2.12 Doba výtoku (ISO 2431-1996).....s.
- 2.13 Zkouška oddělení rozpouštědla.....
- 2.14 pH látky nebo vodného roztoku (uveďte koncentraci).
- 2.15 Jiné informace.

### 3. Technické bezpečnostní vlastnosti

- 3.1 Teplota samovznícení v souladu s IEC 60079-20-1:2010, EN 14522:2005, DIN 51 794:2003 v °C; kde je aplikovatelná, daná teplotní třída v souladu s IEC 60079-20-1:2010.
- 3.2 Bod vzplanutí

Pro bod vzplanutí do 175 °C

Zkušební metody s uzavřeným kelímkem – nerovnovážný postup

ABEL METODA: EN ISO 13736:2008

ABEL-PENSKY METODA: DIN 51755–1:1974 nebo NF M T60-103:1968

PENSKY-MAERTENS METODA: EN ISO 2719:2012

LUCHAIRE PŘÍSTROJ: Francouzská norma NF T60-103:1968

TAG METODA: ASTM D56-05(2010)

Zkušební metody s uzavřeným kelímkem – rovnovážný postup

Rychlý rovnovážný postup: EN ISO 3679:2004; ASTM D3278-96 (2011)

Rovnovážný postup s uzavřeným kelímkem: EN ISO 1523:2002+AC1:2006; ASTM D3941-90 (2007)

Pro bod vzplanutí nad 175 °C

K výše uvedeným metodám smí být navíc použita následující zkušební metoda s otevřeným kelímkem:

CLEVELAND METODA: EN ISO 2592:2002; ASTM D92-12.



## 3.3 Meze výbušnosti:

Určení dolních a horních mezí výbušnosti podle EN 1839:2012.

## 3.4 Maximální bezpečná mezera podle IEC 60079-20-1:2010 v mm.

## 3.5 Je látka během přepravy stabilizovaná? Pokud ano, uveďte údaje o stabilizačním prostředku:

.....

## 3.6 Produkty rozkladu v případě hoření ve styku se vzduchem nebo vlivem vnějšího ohně:

## 3.7 Jde o látku zvyšující intenzitu ohně?

## 3.8 Otěr (koroze).....mm/rok.

## 3.9 Reaguje látka s vodou nebo s vlhkostí vzduchu za uvolňování hořlavých nebo toxických plynů? Ano/ne. Uvolňované plyny:.....

## 3.10 Reaguje látka nebezpečně nějakým jiným způsobem?

3.11 Reaguje látka nebezpečně při opětovném zahřátí?  
Ano/ne**4. Fyziologická nebezpečí**4.1 Hodnota LD<sub>50</sub> a/nebo LC<sub>50</sub>. Hodnota úmrtnosti (kde je to aplikovatelné, jiná kritéria toxicity podle 2.2.61.1 ADN).

Vlastnosti CMR podle kategorií 1A a 1B kapitol 3.5, 3.6 a 3.7 GHS.

## 4.2 Vznikají při rozkladu nebo reakci látky představující fyziologická nebezpečí? (Uveďte, které látky, pokud je to známo).

## 4.3 Vlastnosti ve vztahu k životnímu prostředí (viz 2.4.2.1 ADN).

**Akutní toxicita:**

LC<sub>50</sub> 96 h pro ryby .....mg/l

EC<sub>50</sub> 48 h pro korýše .....mg/l

ErC<sub>50</sub> 72 h pro řasy.....mg/l

**Chronická toxicita:**

NOEC.....mg/l

BCF.....mg/l nebo log K<sub>ow</sub> .....

Snadno odbouratelná.....ano/ne

**5. Údaje k rizikovému potenciálu**

## 5.1 Jaké zvláštní škody je třeba očekávat, jestliže nebezpečné charakteristiky projeví svůj účinek?

- ☐ Hoření
- ☐ Zranění
- ☐ Poleptání
- ☐ Intoxikace v případě příjmu pokožkou
- ☐ Intoxikace v případě příjmu vdechnutím
- ☐ Mechanické poškození

- ☐ Destrukce
- ☐ Požár
- ☐ Otěr (koroze kovů)
- ☐ Znečištění životního prostředí

**6. Údaje k dopravnímu vybavení**

- 6.1 Jsou předpokládány/nutné zvláštní požadavky na nakládku (které jsou to)?

**7. Přeprava nebezpečných látek v tancích**

- 7.1 S kterými materiály je látka, která se má přepravovat, snášitelná?

**8. Technické bezpečnostní požadavky**

- 8.1 S přihlédnutím k současnému stavu vědy a techniky, jaká bezpečnostní opatření jsou nutná vzhledem k nebezpečím představovaným látkou nebo nebezpečím, která mohou vzniknout během přepravního procesu jako celku?

8.2 Dodatečná bezpečnostní opatření

- Používat stacionární nebo přenosné technické prostředky k měření hořlavých plynů a par hořlavých kapalin;
- Používat stacionární nebo přenosné technické prostředky (toximetry) k měření koncentrací toxických látek.

### 3.2.4.3 Kritéria pro přiřazování látek

#### A. Sloupce (6), (7) a (8): Určení typu tankového plavidla

##### 1. Plyny (kritéria podle 2.2.2 ADN)

- |   |               |       |          |
|---|---------------|-------|----------|
| - | Bez chlazení: | Typ G | tlakový  |
| - | S chlazením:  | Typ G | chlazený |

##### 2. Halogenované uhlovodíky

Látky, které smějí být přepravovány jen ve stabilizovaném stavu

Toxické látky (viz 2.2.61.1 ADN)

Hořlavé (bod vzplanutí < 23 °C) nebo žíravé látky (viz 2.2.8 ADN)

Látky s teplotou samovznícení ≤ 200 °C

Látky s bodem vzplanutí < 23 °C a rozsahem výbušnosti > 15 % při 20 °C

Benzen a směsi netoxických a nežíravých látek obsahující více než 10 % benzenu

Látky ohrožující životní prostředí, vodní toxicita kategorie Akutní 1 nebo Chronická 1 (skupina N1 podle 2.2.9.1.10.2 ADN) a tenze par při 50 °C ≥ 1 kPa

- |   |   |       |   |
|---|---|-------|---|
| - | Vnitřní tlak nákladního tanku > 50 kPa při těchto teplotách: kapalina 30 °C, plynná fáze 37,8 °C  |       |   |
|   | • Bez chlazení:   | Typ C | tlakový (400 kPa)   |
|   | • S chlazením:  | Typ C | chlazený  |
| - | Vnitřní tlak nákladního tanku ≤ 50 kPa při těchto teplotách: kapalina 30 °C, plynná fáze 37,8 °C, avšak s vnitřním tlakem nákladního tanku > 50 kPa při 50 °C |       |   |
|   | • Bez postřiku vodou:   | Typ C | tlakový (400 kPa)   |
|   | • S postřikem vodou:  | Typ C | s otevíracím tlakem přetlakového ventilu/vysokorychlostního ventilu - 50 kPa                            |
| - | Vnitřní tlak nákladního tanku ≤ 50 kPa při těchto teplotách: kapalina 30 °C, plynná fáze 37,8 °C s vnitřním tlakem nákladního tanku ≤ 50 kPa při 50 °C        |       |   |
|   |   | Typ C | s otevíracím tlakem přetlakového ventilu/vysokorychlostního ventilu podle výpočtu, avšak nejméně 10 kPa |

#### 2.1 Směsi, pro něž je vyžadován typ C podle kritérií uvedených v bodě 2 výše, pro které však chybějí některé údaje

V případech, kdy nemůže být vnitřní přetlak tanku vypočten z důvodu nedostatku údajů, smějí se použít následující kritéria:

- |   |                                     |       |  |
|---|-------------------------------------|-------|--|
| - | Počáteční bod varu ≤ 60 °C          | Typ C | (400 kPa)  |
| - | 60 °C < počáteční bod varu ≤ 85 °C  | Typ C | s otevíracím tlakem přetlakového ventilu/vysokorychlostního ventilu 50 kPa a s postřikem vodou |
| - | 85 °C < počáteční bod varu ≤ 115 °C | Typ C | s otevíracím tlakem přetlakového ventilu/vysokorychlostního ventilu 50 kPa                     |
| - | 115 °C < počáteční bod varu         | Typ C | s otevíracím tlakem přetlakového ventilu/vysokorychlostního ventilu 35 kPa                     |

#### 3. Látky, které jsou jen hořlavé (viz 2.2.3 ADN)

- |   |  |
|---|--|
| - | Bod vzplanutí < 23 °C<br>s 175 kPa ≤ Pv 50 < 300 kPa |
|---|--|

• Bez chlazení:	uzavřený typ N	tlakový (400 kPa)
• S chlazením:	uzavřený typ N	chlazený otevíracím tlakem přetlakového ventilu/vysokorychlostního ventilu 50 kPa
- Bod vzplanutí < 23 °C s 150 kPa ≤ Pv 50 < 175 kPa:	uzavřený typ N	tlak přetlakového ventilu/vysokorychlostního ventilu 50 kPa
- Bod vzplanutí < 23 °C s 110 kPa ≤ Pv 50 < 150 kPa		
• Bez postřiku vodou:	uzavřený typ N	s otevíracím tlakem přetlakového ventilu/vysokorychlostního ventilu 50 kPa
• S postřikem vodou:	uzavřený typ N	s otevíracím tlakem přetlakového ventilu/vysokorychlostního ventilu 10 kPa
- Bod vzplanutí < 23 °C s Pv 50 < 110 kPa:	uzavřený typ N	s otevíracím tlakem přetlakového ventilu/vysokorychlostního ventilu 10 kPa
- Bod vzplanutí ≥ 23 °C ale ≤ 60 °C:	otevřený typ N	s lapačem plamenů
- Látky s bodem vzplanutí > 60 °C zahřáté na teplotu méně než 15 K od bodu vzplanutí, J.N. (...)	otevřený typ N	s lapačem plamenů
- Látky s bodem vzplanutí > 60 °C zahřáté na teplotu bodu vzplanutí nebo vyšší, J.N. (...)	otevřený typ N	s lapačem plamenů

#### 4. Žiravé látky (viz 2.2.8.1 ADN)

##### - Žiravé látky náchylné k tvoření žiravých par:

- Látky přiřazené k obalové skupině I nebo II v seznamu látek a mající tenzi par<sup>2</sup> vyšší než 12,5 kPa (125 mbar) při 50 °C nebo
- Látky náchylné reagovat nebezpečně s vodou (např. chloridy kyselin)
- Látky obsahující plyny v roztoku

##### - Žiravé kyseliny:

- Látky přiřazené k obalové skupině I nebo II v seznamu látek a mající tenzi par<sup>2</sup> nejvýše 12,5 kPa (125 mbar) při 50 °C nebo
- Látky přiřazené k obalové skupině III v seznamu látek a mající tenzi par<sup>2</sup> nejméně 6,0 kPa (60 mbar) při 50 °C nebo
- Látky přiřazené k obalové skupině III v seznamu látek z důvodu jejich stupně korozivnosti (leptavosti)

<sup>2</sup> Jsou-li k dispozici údaje, smí se použít součet parciálních tlaků nebezpečných látek namísto tenze par.

vůči oceli nebo hliníku nebo

- Látky s bodem tání vyšším než 0 °C a přepravované v zahřátém stavu      otevřený typ N      stěny nákladních tanků nesmějí být obšívkou
- Hořlavé látky      otevřený typ N      s lapačem plamenů
- Zahřáté látky      otevřený typ N      s lapačem plamenů
- Nehořlavé látky      otevřený typ N      bez lapače plamenů
- **Všechny ostatní žiravé látky:**
- Hořlavé látky      otevřený typ N      s lapačem plamenů
- Nehořlavé látky      otevřený typ N      bez lapače plamenů

#### 5. Látky ohrožující životní prostředí (viz 2.2.9.1 ADN)

- Vodní toxicita Akutní 1 nebo Chronická 1 (skupina N1 podle 2.2.9.1.10.2) a tenze par pod 1 kPa při 50 °C      uzavřený typ N      stěny nákladních tanků nesmějí být obšívkou
- Chronická 2 a 3 (skupina N2 podle 2.2.9.1.10.2)      otevřený typ N      stěny nákladních tanků nesmějí být obšívkou
- Akutní 2 a 3 (skupina N3 podle 2.2.9.1.10.2)      otevřený typ N      -----

#### 6. Látky třídy 9, UN 3257      otevřený typ N      nezávislé nákladní tanky

#### 7. Látky třídy 9, identifikační č. 9003

Bod vzplanutí > 60 °C a ≤ 100 °C      otevřený typ N      -----

#### 8. Látky, které musí být přepravovány v zahřátém stavu

Pro látky, které musí být přepravovány v zahřátém stavu, se typ nákladního tanku určí na základě přepravní teploty za použití následující tabulky:

Nejvyšší přepravní teplota T ve °C	Typ N	Typ C
T ≤ 80	2	2
80 < T ≤ 115	1 + poznámka 25	1 + poznámka 26
T > 115	1	1

1 = typ nákladního tanku: nezávislý tank

2 = typ nákladního tanku: integrlní tank

Poznámka 25 = poznámka č. 25 ve sloupci (20) seznamu látek obsaženého v kapitole 3.2, tabulce C.

Poznámka 26 = poznámka č. 26 ve sloupci (20) seznamu látek obsaženého v kapitole 3.2, tabulce C.

#### 9. Látky s dlouhodobými účinky na zdraví – látky CMR (kategorii 1A a 1B podle kritérií kapitol 3.5, 3.6 a 3.7 GHS<sup>3</sup>), pokud již nejsou přiřazeny ke třídám 2 až 9 na základě jiných kritérií

C karcinogenní

M mutagenní

<sup>3</sup> Vzhledem k tomu, že neexistuje žádný oficiální mezinárodní seznam látek CMR kategorií 1A a 1B, dokud nebude k dispozici takový seznam, použije se seznam látek CMR kategorií 1A a 1B uvedený v nařízení Evropského parlamentu a Rady (ES) č. 1272/2008 ve znění pozdějších předpisů.

R toxické pro reprodukci

uzavřený typ N

stěny nákladních tanků nesmějí být obšívkou; otevírací tlak přetlakového ventilu/vysokorychlostního ventilu nejméně 10 kPa, s postřikovacím zařízením, je-li vnitřní přetlak tanku vyšší než 10 kPa (výpočet tenze par podle vzorce pro sloupec 10, s výjimkou toho, že  $V_a = 0,03$ )

10. **Látky, které plavou na vodním povrchu (floaters) nebo klesají ke dnu (sinkers) (kritéria v souladu s 2.2.9.1.10.5), pokud již nejsou přiřazeny ke třídám 3 až 9 a typ N není vyžadován na tomto základě**

uzavřený typ N

stěny nákladních tanků nesmějí být obšívkou

## B. Sloupec (9): Určení vybavení nákladního tanku

### (1) Chladicí zařízení

Stanoveno podle A.

### (2) Možnost ohřevu nákladu

Možnost ohřevu nákladu se vyžaduje:

- je-li bod tání látky, která se má přepravovat, + 15 °C nebo vyšší, nebo
- je-li bod tání látky, která se má přepravovat, vyšší než 0 °C, ale nižší než + 15 °C a vnější teplota je nejvýše 4 K nad bodem tání. Ve sloupci (20) musí být odkaz na poznámku 6 s teplotou odvozenou takto: bod tání + 4 K.

### (3) Postřikovací zařízení

Stanoveno podle A.

### (4) Ohřevné zařízení nákladu na plavidle:

- pro látky, kterým nesmí být dovoleno tuhnout z důvodu možnosti nebezpečných reakcí nebo opětovného ohřevu, a
- pro látky, které musí být udržovány na zaručené teplotě nejméně 15 K pod jejich bodem vzplanutí.

## C. Sloupec (10): Určení otevíracího tlaku vysokorychlostního ventilu v kPa

Pro plavidla typu C se otevírací tlak vysokorychlostního ventilu určí na základě vnitřního tlaku tanků, zaokrouhleného na nejbližších 5 kPa.

Pro výpočet vnitřního tlaku se použije tohoto vzorce:

$$P_{\max} = P_{Ob\max} + \frac{k V_a (P_0 - P_{Da})}{v_a - \alpha \delta_t + \alpha \delta_t v_a} - P_0$$

$$k = \frac{T_{D\max}}{T_a}$$

V tomto vzorci:

$P_{\max}$  : Nejvyšší vnitřní přetlak v kPa

$P_{Ob\max}$  : Absolutní tenze par při nejvyšší teplotě na povrchu kapaliny v kPa

$P_{Da}$  : Absolutní tenze par při plnicí teplotě v kPa

$P_0$  : Atmosférický tlak v kPa

$V_a$  : Volný relativní objem při plnicí teplotě ve srovnání s objemem nákladního tanku

- $\alpha$  : Součinitel objemové roztažnosti v  $K^{-1}$   
 $\delta_t$  : Průměrné zvýšení teploty kapaliny opětovným zahřátím v K  
 $T_{Dmax}$  : Nejvyšší teplota plynné fáze v K  
 $T_a$  : Plnicí teplota v K  
 $k$  : Teplotní korekční činitel  
 $t_{ob}$  : Nejvyšší teplota na povrchu kapaliny ve  $^{\circ}C$

V tomto vzorci se používají následující základní údaje:

- $P_{Obmax}$  : Při  $50^{\circ}C$  a  $30^{\circ}C$   
 $P_{Da}$  : Při  $15^{\circ}C$   
 $P_0$  :  $101,3$  kPa  
 $V_a$  :  $5\% = 0.05$   
 $\delta_t$  :  $5$  K  
 $T_{Dmax}$  :  $323$  K a  $310,8$  K  
 $T_a$  :  $288$  K  
 $t_{ob}$  :  $50^{\circ}C$  a  $30^{\circ}C$

#### D. Sloupec (11): Určení nejvyššího stupně plnění nákladních tanků

Jestliže podle ustanovení pod A výše:

- |                       |     |   |
|-----------------------|-----|---|
| - je vyžadován Typ G: | 91% | avšak v případě hluboce zchlazených látek:<br>95 %  |
| - je vyžadován typ C: | 95% |   |
| - je vyžadován typ N: | 97% | avšak v případě látek v roztaveném stavu a<br>hořlavých kapalin s $175 \text{ kPa} \leq P_{v50} < 300 \text{ kPa}$ :<br>95 %. |

#### E. Sloupec (13): Určení typu zařízení pro odběr vzorků

- |                        |   |  |
|------------------------|---|--|
| 1 = uzavřené:          | - | Látky, které se musí přepravovat v tlakových nákladních tancích    |
|                        | - | Látky s písmenem T ve sloupci (3b) a přiřazené k obalové skupině I |
|                        | - | Stabilizované látky, které se musí přepravovat pod inertním plynem |
| 2 = částečně uzavřené: | - | Všechny jiné látky, pro které je vyžadován typ C                   |
| 3 = otevřené:          | - | Všechny ostatní látky  |

#### F. Sloupec (14): Určení, zda je dovolen čerpadlový prostor pod palubou

- |     |   |   |
|-----|---|---|
| Ne  | - | Všechny látky s písmenem T v klasifikačním kódu uvedeném ve sloupci (3b),<br>s výjimkou látek třídy 2 |
| Ano | - | Všechny ostatní látky   |

#### G. Sloupec (15): Určení teplotní třídy

Hořlavé látky musí být přiřazeny k teplotní třídě na základě svého bodu samovznícení:

Teplotní třída	Teplota samovznícení T hořlavých kapalin a plynů ve °C
T1	$T > 450$
T2	$300 < T \leq 450$
T3	$200 < T \leq 300$
T4	$135 < T \leq 200$
T5	$100 < T \leq 135$
T6	$85 < T \leq 100$

Je-li vyžadována ochrana proti výbuchu a teplota samovznícení není známa, musí být uvedena odvolávka na teplotní třídu T4, považovanou za bezpečnou.

#### H. Sloupec (16): Určení skupiny výbušnosti

Hořlavé látky musí být přiřazeny ke skupině výbušnosti na základě svých maximálních experimentálních bezpečných mezer. Maximální experimentální bezpečné mezery se určí podle normy obsažené v publikaci IEC 60079-20-1.

Různé skupiny výbušnosti jsou následující:

Skupina výbušnosti	Maximální experimentální bezpečná mezera v mm
II A	$> 0,9$
II B	$\geq 0,5$ až $\leq 0,9$
II C	$< 0,5$

Je-li vyžadována ochrana proti výbuchu a příslušné údaje nejsou k dispozici, musí být uvedena odvolávka na skupinu výbušnosti II B, považovanou za bezpečnou.

#### I. Sloupec (17): Určení, zda je vyžadována ochrana proti výbuchu pro elektrickou instalaci a systémy

- Ano
- Pro látky s bodem vzplanutí  $\leq 60$  °C
  - Pro látky, které musí být přepravovány zahřáté na teplotu méně než 15 K pod svým bodem vzplanutí
  - Pro látky, které musí být přepravovány zahřáté na teplotu 15 K nebo více pod svým bodem vzplanutí a kde ve sloupci (9) (vybavení nákladního tanku) je vyžadována pouze možnost vytápění nákladu (2) a není vyžadován systém vytápění nákladu na palubě (4)
- Ne
- Pro hořlavé plyny
  - Pro všechny ostatní látky

#### J. Sloupec (18): Určení, zda jsou vyžadovány osobní ochranné prostředky, únikové prostředky, přenosné detektory plynů, přenosné toximetry nebo dýchací přístroje závislé na vnějším prostředí

- PP: Pro všechny látky tříd 1 až 9;
- EP: Pro všechny látky
  - třídy 2 s písmenem T nebo písmenem C v klasifikačním kódu uvedeném ve sloupci (3b),
  - třídy 3 s písmenem T nebo písmenem C v klasifikačním kódu uvedeném ve sloupci (3b),
  - třídy 4.1,
  - třídy 6.1,
  - třídy 8, a
  - CMR kategorie 1A nebo 1B podle kapitol 3.5, 3.6 a 3.7 GHS;
- EX: Pro všechny látky, pro něž je vyžadována ochrana proti výbuchu;
- TOX: Pro všechny látky třídy 6.1,  
Pro všechny látky jiných tříd s písmenem T ve sloupci (3b),



Pro látky CMR kategorie 1A nebo 1B podle kapitol 3.5, 3.6 a 3.7 GHS<sup>3</sup>

- A: Pro všechny látky, pro něž je vyžadováno EX nebo TOX.

**K. Sloupec (19): Určení počtu kuželů nebo modrých světél**

Pro všechny látky třídy 2 s písmenem F v klasifikačním kódu uvedeném ve sloupci (3b):	1 kužel/světlo
Pro všechny látky tříd 3 až 9 s písmenem F v klasifikačním kódu uvedeném ve sloupci (3b) a přiřazené k obalové skupině I nebo II:	1 kužel/světlo
Pro všechny látky třídy 2 s písmenem T v klasifikačním kódu uvedeném ve sloupci (3b):	2 kužele/světla
Pro všechny látky tříd 3 až 9 s písmenem T v klasifikačním kódu uvedeném ve sloupci (3b) a přiřazené k obalové skupině I nebo II:	2 kužele/světla

**L. Sloupec (20): Určení dodatečných požadavků a poznámek**

- Poznámka 1:** Ve sloupci (20) uvést odvolávku na poznámku 1 pro přepravu UN 1005 AMONIAK (ČPAVEK), BEZVODÝ.
- Poznámka 2:** Ve sloupci (20) uvést odvolávku na poznámku 2 týkající se stabilizovaných látek, které reagují s kyslíkem a plynů nebezpečnosti 2.1, jak je zmíněno ve sloupci (5).
- Poznámka 3:** Ve sloupci (20) uvést odvolávku na poznámku 3 pro látky, které musí být stabilizovány.
- Poznámka 4:** Ve sloupci (20) uvést odvolávku na poznámku 4 pro látky, kterým nesmí být dovoleno tuhnout z důvodu možnosti nebezpečných reakcí nebo opětovného zahřátí.
- Poznámka 5:** Ve sloupci (20) uvést odvolávku na poznámku 5 pro látky náchylné k polymerizaci.
- Poznámka 6:** Ve sloupci (20) uvést odvolávku na poznámku 6 pro látky náchylné ke krystalizaci a pro látky, pro něž je vyžadováno ohřevné zařízení nebo možnost ohřevu a jejichž tenze par při 20 °C je vyšší než 0,1 kPa.
- Poznámka 7:** Ve sloupci (20) uvést odvolávku na poznámku 7 pro látky s bodem tání +15 °C nebo vyšším.
- Poznámka 8:** Ve sloupci (20) uvést odvolávku na poznámku 8 pro látky, které reagují nebezpečně s vodou.
- Poznámka 9:** Ve sloupci (20) uvést odvolávku na poznámku 9 pro přepravu UN 1131 SIROUHLÍK.
- Poznámka 10:** Již se nepoužívá.
- Poznámka 11:** Ve sloupci (20) uvést odvolávku na poznámku 11 pro přepravu UN 1040 ETHYLENOXID S DUSÍKEM.
- Poznámka 12:** Ve sloupci (20) uvést odvolávku na poznámku 12 pro přepravu UN 1280 PROPYLENOXID a UN 2983 ETHYLENOXID A PROPYLENOXID, SMĚS.
- Poznámka 13:** Ve sloupci (20) uvést odvolávku na poznámku 13 pro přepravu UN 1086 VINYLCHLORID, STABILIZOVANÝ.
- Poznámka 14:** Ve sloupci (20) uvést odvolávku na poznámku 14 pro směsi nebo J.N. položky, které nejsou jasně definovány a pro něž je typ N určen na základě klasifikačních kritérií.

<sup>3</sup> Vzhledem k tomu, že neexistuje žádný oficiální mezinárodní seznam látek CMR kategorií 1A a 1B, dokud nebude k dispozici takový seznam, použije se seznam látek CMR kategorií 1A a 1B uvedený v nařízení Evropského parlamentu a Rady (ES) č. 1272/2008 ve znění pozdějších předpisů.

- Poznámka 15:** Ve sloupci (20) uvést odvolávku na poznámku 15 pro látky, které reagují nebezpečně se zásadami nebo kyselinami, jako jsou hydroxid sodný nebo kyselina sírová.
- Poznámka 16:** Ve sloupci (20) uvést odvolávku na poznámku 16 pro látky, které mohou reagovat nebezpečně na lokální přehřátí.
- Poznámka 17:** Ve sloupci (20) se uvede odkaz na poznámku 17, pokud je uveden odkaz na poznámku 4, 6 nebo 7.
- Poznámka 18:** Již se nepoužívá.
- Poznámka 19:** Ve sloupci (20) uvést odvolávku na poznámku 19 pro látky, které nesmějí za žádných okolností přijít do styku s vodou.
- Poznámka 20:** Ve sloupci (20) uvést odvolávku na poznámku 20 pro látky, jejichž přepravní teplota nesmí překročit nejvyšší teplotu v kombinaci s materiály nákladních tanků. Nejvyšší dovolená teplota musí být uvedena hned za číslem 20.
- Poznámka 21:** Již se nepoužívá.
- Poznámka 22:** Ve sloupci (20) uvést odvolávku na poznámku 22 pro látky, pro něž je ve sloupci (11) uvedeno rozmezí hodnot nebo není uvedena žádná hodnota.
- Poznámka 23:** Ve sloupci (20) uvést odvolávku na poznámku 23 pro látky, jejichž vnitřní tlak při 30 °C je nižší než 50 kPa a které jsou přepravovány s postřikem vodou.
- Poznámka 24:** Ve sloupci (20) uvést odvolávku na poznámku 24 pro přepravu UN 3257 LÁTKA ZAHŘÁTÁ, KAPALNÁ, J.N.
- Poznámka 25:** Ve sloupci (20) uvést odvolávku na poznámku 25 pro látky, které musí být přepravovány zahřáté v nákladním tanku typu 3.
- Poznámka 26:** Ve sloupci (20) uvést odvolávku na poznámku 26 pro látky, které musí být přepravovány zahřáté v nákladním tanku typu 2.
- Poznámka 27:** Ve sloupci (20) uvést odvolávku na poznámku 27 pro látky, které jsou ve sloupci (2) uvedeny pod J.N. položkou nebo druhovou položkou.
- Poznámka 28:** Ve sloupci (20) uvést odvolávku na poznámku 28 pro přepravu UN 2448 SÍRA, ROZTAVENÁ.
- Poznámka 29:** Ve sloupci (20) uvést odvolávku na poznámku 29 pro látky, pro něž je ve sloupci (2) uvedena tenze par nebo bod varu.
- Poznámka 30:** Ve sloupci (20) uvést odvolávku na poznámku 30 pro přepravu UN čísel 1719, 1794, 1814, 1819, 1824, 1829, 1830, 1832, 1833, 1906, 2240, 2308, 2583, 2584, 2677, 2679, 2681, 2796, 2797, 2837 a 3320 pod položkami, pro které je vyžadován typ N, otevřený.
- Poznámka 31:** Ve sloupci (20) uvést odvolávku na poznámku 31 pro přepravu látek třídy 2 a UN 1280 PROPYLENOXID a UN 2983 ETHYLENOXID A PROPYLENOXID, SMĚS třídy 3.
- Poznámka 32:** Ve sloupci (20) uvést odvolávku na poznámku 32 pro přepravu UN 2448 SÍRA, ROZTAVENÁ třídy 4.1.
- Poznámka 33:** Ve sloupci (20) uvést odvolávku na poznámku 33 pro přepravu UN 2014 a 2984 PEROXID VODÍKU, VODNÝ ROZTOK třídy 5.1.
- Poznámka 34:** Ve sloupci (20) uvést odvolávku na poznámku 34 pro přepravu látek, pro něž je ve sloupci (5) udáno nebezpečí 8 a ve sloupci (6) typ N.
- Poznámka 35:** Ve sloupci (20) uvést odvolávku na poznámku 35 pro látky, které nemusí mít přímý systém pro chladicí zařízení.
- Poznámka 36:** Ve sloupci (20) uvést odvolávku na poznámku 36 pro látky, které musí mít nepřímý systém pro chladicí zařízení.

- Poznámka 37:** Ve sloupci (20) uvést odvolávku na poznámku 37 pro látky, pro něž systém uložení nákladu musí být schopen odolat plné tenzi par nákladu na horních mezích výpočtových teplot okolí, bez ohledu na systém zvolený pro zacházení s odpařeným plynem.
- Poznámka 38:** Ve sloupci (20) uvést odvolávku na poznámku 38 pro směsi s počátečním bodem varu nad 60 °C podle ASTM D 86-01.
- Poznámka 39:** Ve sloupci (20) uvést odvolávku na poznámku 39 pro přepravu UN 2187 OXID UHLÍČITÝ, HLUBOCE ZCHLAZENÝ, KAPALNÝ třídy 2.
- Poznámka 40:** *Již se nepoužívá.*
- Poznámka 41:** Ve sloupci (20) uvést odvolávku na poznámku 41 k UN číslu 2709 BUTYLBENZENY (n-BUTYLBENZENY).
- Poznámka 42:** Ve sloupci (20) uvést odvolávku na poznámku 42 k UN číslu 1038 ETHYLEN, ZCHLAZENÁ KAPALINA a k UN číslu 1972 METHAN, HLUBOCE ZCHLAZENÝ, KAPALNÝ nebo PLYN ZEMNÍ, HLUBOCE ZCHLAZENÝ, KAPALNÝ, s vysokým obsahem methanu.

## **ČÁST 4**

### **USTANOVENÍ O POUŽÍVÁNÍ OBALŮ, CISTEREN A NÁKLADNÍCH DOPRAVNÍCH JEDNOTEK S VOLNĚ LOŽENÝMI LÁTKAMI**

## KAPITOLA 4.1

### VŠEOBECNÁ USTANOVENÍ

**4.1.1** Obaly a cisterny musí být používány v souladu s požadavky jednoho z mezinárodních předpisů s ohledem na údaje uvedené v seznamu látek těchto mezinárodních předpisů, a to:

- pro obaly (včetně IBC a velkých obalů): sloupce (8), (9a) a (9b) kapitoly 3.2, tabulky A RID nebo ADR, nebo seznam látek v kapitole 3.2 IMDG Code nebo Technických instrukcí ICAO;
- pro přemístitelné cisterny: sloupce (10) a (11) kapitoly 3.2, tabulky A RID nebo ADR, nebo seznam látek v IMDG Code;
- pro cisterny RID nebo ADR: sloupce (12) a (13) kapitoly 3.2, tabulky A RID nebo ADR.

**4.1.2** Musí se použít tyto požadavky:

- pro obaly (včetně IBC a velkých obalů): kapitola 4.1 RID, ADR, IMDG Code nebo Technických instrukcí ICAO;
- pro přemístitelné cisterny: kapitola 4.2 RID, ADR, nebo IMDG Code;
- pro cisterny RID nebo ADR: kapitola 4.3 RID nebo ADR a, kde je to použitelné, oddíly 4.2.5 nebo 4.2.6 IMDG Code.
- pro cisterny z vyztužených plastů: kapitola 4.4 ADR;
- pro cisterny pro podtlakové vyčerpávání odpadů: kapitola 4.5 ADR.
- pro mobilní jednotky připravující výbušniny (MEMU): kapitola 4.7 ADR.

**4.1.3** Pro přepravu tuhých látek ve volně loženém stavu ve vozidlech, železničních vozech, kontejnerech nebo kontejnerech pro volně ložené látky musí být dodrženy tyto požadavky mezinárodních předpisů:

- kapitola 4.3 IMDG Code, nebo
- kapitola 7.3 ADR se zohledněním údajů ve sloupcích (10) nebo (17) tabulky A kapitoly 3.2 ADR, s výjimkou toho, že vozidla a kontejnery s plachtou nejsou dovoleny;
- kapitola 7.3 RID se zohledněním údajů ve sloupcích (10) nebo (17) tabulky A kapitoly 3.2 RID, s výjimkou toho, že železniční vozy a kontejnery s plachtou nejsou dovoleny.

**4.1.4** Smějí se používat jen obaly a cisterny, které splňují požadavky části 6 ADR nebo RID.

## **ČÁST 5**

### **POSTUPY PŘI ODESLÁNÍ**

## KAPITOLA 5.1

### VŠEOBECNÁ USTANOVENÍ

#### 5.1.1 Rozsah použití a všeobecná ustanovení

Tato část obsahuje ustanovení pro odeslání nebezpečných věcí týkající se nápisů, bezpečnostních značek a dokladů a případně povolení pro odeslání a předběžné oznámení.

#### 5.1.2 Používání přepravních obalových souborů

5.1.2.1 a) Pokud značky vyžadované podle kapitoly 5.2, kromě 5.2.1.3 až 5.2.1.6, 5.2.1.7.2 až 5.2.1.7.8 a 5.2.1.10 pro všechny nebezpečné věci v přepravním obalovém souboru nezůstanou viditelné, přepravní obalový soubor musí být:

- (i) označen nápisem PŘEPRAVNÍ OBALOVÝ SOUBOR. Výška písmen nápisu musí být alespoň 12 mm. Nápis musí být v úředním jazyce země původu a také, pokud tímto jazykem není angličtina, francouzština nebo němčina, v angličtině, francouzštině nebo němčině, pokud případné dohody uzavřené mezi státy dotčenými přepravou nestanoví jinak; a
- (ii) označen bezpečnostními značkami a UN číslem a dalšími značkami, jak je vyžadováno pro kusy v kapitole 5.2 kromě 5.2.1.3 až 5.2.1.6, 5.2.1.7.2 až 5.2.1.7.8 a 5.2.1.10, pro každou nebezpečnou věc obsaženou v přepravním obalovém souboru. Každá značka může být umístěna pouze jednou.

Značení přepravních obalových souborů obsahujících radioaktivní látky, musí být v souladu s pododílem 5.2.2.1.11.

b) Orientační šipky znázorněné v 5.2.1.10 musí být umístěny na dvou protilehlých bočních stranách přepravního obalového souboru obsahujícího kusy, které musí být označeny podle 5.2.1.10.1, pokud značky nezůstanou viditelné.

5.1.2.2 Každý kus s nebezpečnými věcmi uložený v přepravním obalovém souboru musí odpovídat všem relevantním ustanovením ADN. Předpokládaná funkce každého kusu nesmí být negativně ovlivněna přepravním obalovým souborem.

5.1.2.3 Každý kus, který je opatřen orientačními šípkami předepsanými v pododíle 5.2.1.10 a který je uložen do přepravního obalového souboru nebo do velkého obalu, musí být orientován v souladu s těmito značkami.

5.1.2.4 Zákazy společné nakládky se vztahují též na tyto přepravní obalové soubory.

#### 5.1.3 Prázdné nevyčištěné obaly (včetně IBC a velkých obalů), cisterny, MEMU, vozidla, železniční vozy a kontejnery pro přepravu volně ložených látek

5.1.3.1 Prázdné nevyčištěné obaly (včetně IBC a velkých obalů), cisterny (včetně cisternových vozidel, cisternových železničních vozů, bateriových vozidel, bateriových železničních vozů, snímatelných cisteren, přemístitelných cisteren, cisternových kontejnerů, MEGC, MEMU), vozidla, železniční vozy a kontejnery pro přepravu ve volně loženém stavu, které obsahovaly nebezpečné látky jiných tříd než třídy 7, musí být označeny nápisy a bezpečnostními značkami, jako kdyby byly plné.

**POZNÁMKA:** O dokladech viz kapitola 5.4.

5.1.3.2 Kontejnery, cisterny, IBC, jakož i jiné obaly a přepravní obalové soubory, používané pro přepravu radioaktivních látek nesmějí být používány pro skladování nebo přepravu jiných věcí, ledaže by byly dekontaminovány pod úroveň 0,4 Bq/cm<sup>2</sup> pro beta a gama zářiče, jakož i pro nízkotoxické alfa zářiče a pod úroveň 0,04 Bq/cm<sup>2</sup> pro všechny ostatní alfa zářiče.

## 5.1.4 Společné balení

Pokud jsou dvě nebo více nebezpečných věcí zabaleny do téhož vnějšího obalu, musí být tento kus opatřen nápisem a bezpečnostní značkou předepsanou pro každou látku nebo předmět. Jestliže je pro různé věci požadována stejná bezpečnostní značka, může být použita pouze jedna.

## 5.1.5 Všeobecná ustanovení pro třídu 7

### 5.1.5.1 Povolení pro odeslání a oznamování

#### 5.1.5.1.1 Všeobecně

Kromě schválení konstrukcí kusu popsaného v kapitole 6.4 ADR vyžaduje se též za určitých okolností vícestranné povolení odeslání (5.1.5.1.2 a 5.1.5.1.3). Za některých okolností je též nezbytné informovat příslušné orgány o odeslání (5.1.5.1.4).

#### 5.1.5.1.2 Povolení odeslání

Vícestranné povolení se vyžaduje pro:

- (a) odeslání kusů typu B(M), které nesplňují požadavky uvedené v pododdílu 6.4.7.5 ADR nebo jsou konstruovány tak, že dovolují řízené občasné odvětrávání;
- (b) odeslání kusů typu B(M) obsahujících radioaktivní látku, jejíž aktivita je větší než 3000 A<sub>1</sub> nebo 3000 A<sub>2</sub>, případně 1000 TBq, podle toho, která hodnota je nižší;
- (c) odeslání kusů obsahujících štěpné látky, jestliže součet indexů kritické bezpečnosti kusů v jednom plavidle, vozidle, železničním voze nebo kontejneru překročí 50; a
- (d) programy ochrany před zářením pro zásilky za speciálního použití plavidel podle 7.1.4.14.7.3.7;

s výjimkou toho, že příslušný orgán může povolit přepravu do svého státu nebo přes svůj stát bez povolení odeslání podle zvláštního ustanovení ve svém schválení konstrukce (viz 5.1.5.2.1).

#### 5.1.5.1.3 Povolení odeslání podle zvláštního ujednání

Příslušný orgán může schválit ustanovení, podle kterých může být zásilka nesplňující všechny příslušné požadavky ADN přepravována podle zvláštního ujednání (viz 1.7.4).

#### 5.1.5.1.4 Oznamování

Oznámení příslušným orgánům se vyžaduje v následujících případech:

- (a) Před prvním odesláním každého kusu, které vyžaduje povolení příslušného orgánu, musí odesílatel zajistit, aby kopie každého vhodného osvědčení příslušného orgánu, která se týkají konstrukce kusu, byla předložena příslušnému orgánu země původu zásilky a příslušnému orgánu každého státu, kterým nebo do kterého je zásilka přepravována. Odesílatel nemusí vyčkat na potvrzení o příjmu od příslušného orgánu, ani příslušný orgán není povinen vydat potvrzení o příjmu osvědčení;
- (b) Při každém z následujících typů odeslání:
  - (i) kusů typu C obsahujících radioaktivní látku s aktivitou větší než 3000 A<sub>1</sub> nebo popřípadě 3000 A<sub>2</sub>, nebo 1000 TBq, podle toho, která hodnota je nižší;
  - (ii) kusů typu B(U) obsahujících radioaktivní látku s aktivitou větší než 3000 A<sub>1</sub> nebo popřípadě 3000 A<sub>2</sub>, nebo 1000 TBq podle toho, která hodnota je nižší;
  - (iii) kusů typu B(M);
  - (iv) odeslání podle zvláštního ujednání.

Odesílatel musí zaslat oznámení příslušnému orgánu země původu zásilky a příslušnému orgánu každého státu, do kterého nebo kterým se má zásilka přepravovat. Toto oznámení musí obdržet každý příslušný orgán před začátkem odeslání zásilky a podle možností 7 dnů předem;

- (c) Odesílatel nemusí odeslat samostatné oznámení, pokud jsou požadované informace uvedeny v žádosti o povolení odeslání (viz 6.4.23.2 ADR);



- (d) Oznámení o odeslání zásilky musí obsahovat:
- (i) dostatečné údaje umožňující identifikaci kusu nebo kusů, včetně všech vhodných čísel osvědčení a identifikačních značek;
  - (ii) údaje o datu odeslání, předpokládaném datu příjezdu a navrhované trase;
  - (iii) pojmenování radioaktivní(ch) látky(ek) nebo nuklidu(ů);
  - (iv) popisy fyzikálního a chemického stavu radioaktivní látky nebo údaje, že se jedná o radioaktivní látku zvláštní formy nebo o nízkodisperzní radioaktivní látku; a
  - (v) nejvyšší aktivitu radioaktivního obsahu během přepravy v becquerelech (Bq) s příslušným symbolem předpony SI (viz 1.2.2.1). U štěpných látek smí být místo aktivity udána hmotnost štěpných látek (nebo každého štěpného nuklidu pro směsi, pokud je to náležité) v gramech (g) nebo jejich násobku.

### 5.1.5.2 Osvědčení vydávaná příslušným orgánem

5.1.5.2.1 Osvědčení vydaná příslušným orgánem se vyžadují pro:

- (a) Konstrukce pro:
- (i) radioaktivní látky zvláštní formy;
  - (ii) nízkodisperzní radioaktivní látky;
  - (iii) štěpné látky vyjmuté podle 2.2.7.2.3.5 (f);
  - (iv) kusy obsahující 0,1 kg nebo více hexafluoridu uranu;
  - (v) kusy obsahující štěpné látky, pokud nejsou vyřaty podle pododdílu 2.2.7.2.3.5 těchto předpisů nebo 6.4.11.2 nebo 6.4.11.3 ADR;
  - (vi) kusy typu B(U) a kusy typu B(M);
  - (vii) kusy typu C;
- (b) Zvláštní ujednání;
- (c) Určitá odeslání (viz 5.1.5.1.2);
- (d) Stanovení základních hodnot aktivity radionuklidů uvedených v 2.2.7.2.2.1 pro jednotlivé radionuklidy, které nejsou uvedeny v tabulce 2.2.7.2.2.1 (viz 2.2.7.2.2.2 (a));
- (e) Jiné limity aktivity pro vyjmuté zásilky přístrojů nebo výrobků (viz 2.2.7.2.2.2 (b)).

Osvědčení musí potvrzovat, že příslušné požadavky jsou splněny a že pro schválení konstrukce byla konstrukci přidělena identifikační značka.

Osvědčení o schválení konstrukce kusu a osvědčení o povolení odeslání mohou být spojena do jednoho osvědčení.

Osvědčení a žádosti o tato osvědčení musí být v souladu s požadavky uvedenými v oddílu 6.4.23 ADR.

5.1.5.2.2 Odesílatel musí vlastnit kopii každého příslušného osvědčení.

5.1.5.2.3 Pro konstrukci kusu, u které není vyžadováno, aby příslušný orgán vydal osvědčení o schválení, musí odesílatel na požádání předložit příslušnému orgánu ke kontrole dokumentární evidenci o souladu konstrukce kusu se všemi příslušnými požadavky.

### 5.1.5.3 Určení přepravního indexu (TI) a indexu kritické bezpečnosti (CSI)

5.1.5.3.1 Přepravní index (TI) pro kus, přepravní obalový soubor nebo kontejner, nebo pro nezabalenou látku LSA-I nebo nezabalený předmět SCO-I je číslo, které se určí tímto postupem:

- (a) Zjistí se nejvyšší dávková intenzita v jednotkách milisierverty za hodinu (mSv/h) ve vzdálenosti 1 m od vnějších povrchů kusu, přepravního obalového souboru, kontejneru, nebo nezabalených látek LSA-I a předmětů SCO-I. Takto zjištěná hodnota se vynásobí 100 a výsledné číslo je přepravní index. U uranových a thoriových rud a jejich koncentrátů smějí být vzaty následující hodnoty pro nejvyšší dávkovou intenzitu v každém bodě vzdáleném 1 m od vnějšího povrchu nákladu:

0,4 mSv/h pro rudy a fyzikální koncentráty uranu a thoria;

0,3 mSv/h pro chemické koncentráty thoria;

0,02 mSv/h pro chemické koncentráty uranu, kromě hexafluoridu uranu;

- (b) Pro cisterny, kontejnery a nezabalené látky LSA-I a předměty SCO-I musí být hodnota zjištěná v kroku podle (a) výše vynásobena multiplikačním faktorem z tabulky 5.1.5.3.1;
- (c) Hodnota zjištěná v krocích podle (a) a (b) výše se zaokrouhluje nahoru na první desetinné místo (např. z 1,13 bude 1,2), s výjimkou toho, že hodnota 0,05 nebo nižší smí být považována za nulu.

**Tabulka 5.1.5.3.1: Multiplikační faktory pro cisterny, kontejnery a nebalené LSA-I a SCO-I**

Velikost nákladu <sup>a</sup>	Multiplikační faktor
velikost nákladu $\leq 1 \text{ m}^2$	1
$1 \text{ m}^2 < \text{velikost nákladu} \leq 5 \text{ m}^2$	2
$5 \text{ m}^2 < \text{velikost nákladu} \leq 20 \text{ m}^2$	3
$20 \text{ m}^2 < \text{velikost nákladu}$	10

<sup>a</sup> největší naměřená plocha příčného průřezu nákladu

- 5.1.5.3.2 Přepravní index pro každý přepravní obalový soubor, každé plavidlo nebo nákladní přepravní jednotku se určí buď součtem přepravních indexů všech obsažených kusů, nebo přímým měřením dávkové intenzity, kromě případu netuhých přepravních obalových souborů, pro které musí být přepravní index určen pouze součtem přepravních indexů všech kusů.
- 5.1.5.3.3 Index kritické bezpečnosti (CSI) pro každý přepravní obalový soubor, každé plavidlo nebo nákladní přepravní jednotku se určí jako součet CSI všech obsažených kusů. Stejný postup se musí použít pro určení celkového součtu CSI v zásilce nebo ve vozidle.
- 5.1.5.3.4 Kusy, přepravní obalové soubory a kontejnery musí být zařazeny do jedné z kategorií I-BÍLÁ, II-ŽLUTÁ nebo III-ŽLUTÁ v souladu s podmínkami stanovenými v tabulce 5.1.5.3.4 a podle následujících ustanovení:
- (a) Při určení příslušné kategorie pro kus, přepravní obalový soubor nebo kontejner musí být zohledněn jak přepravní index, tak dávková intenzita na povrchu. Splňuje-li přepravní index podmínky pro jednu kategorii, ale dávková intenzita na povrchu podmínky pro jinou kategorii, potom se kus, přepravní obalový soubor nebo kontejner zařadí do vyšší kategorie. Pro tento účel se nahlíží na kategorii I-BÍLÁ jako na nejnižší kategorii;
- (b) Přepravní index se určuje postupy stanovenými v odstavcích 5.1.5.3.1 a 5.1.5.3.2;
- (c) Je-li dávková intenzita na povrchu větší než 2 mSv/h, musí být kus nebo přepravní obalový soubor přepravován za výlučného použití a podle ustanovení oddílu 7.1.4.14.7.1.3 a 7.1.4.14.7.3.5 (a), jak je to vhodné;
- (d) Je-li kus přepravován na základě zvláštního ujednání, musí být zařazen do kategorie III-ŽLUTÁ, podle ustanovení uvedených v 5.1.5.3.5;
- (e) Přepravní obalový soubor nebo kontejner, který obsahuje kusy přepravované na základě zvláštního ujednání, musí být zařazen do kategorie III-ŽLUTÁ, podle ustanovení uvedených v 5.1.5.3.5.

**Tabulka 5.1.5.3.4: Kategorie kusů, přepravních obalových souborů a kontejnerů**

Podmínky		Kategorie
Přepravní index	Nejvyšší dávková intenzita v kterémkoli bodě vnějšího povrchu	
0 <sup>a</sup>	nejvýše 0,005 mSv/h	I-BÍLÁ
více než 0, avšak nejvýše 1 <sup>a</sup>	více než 0,005 mSv/h, avšak nejvýše 0,5 mSv/h	II-ŽLUTÁ
více než 1, avšak nejvýše 10	více než 0,5 mSv/h, avšak nejvýše 2 mSv/h	III-ŽLUTÁ
více než 10	více než 2 mSv/h, avšak nejvýše 10 mSv/h	III-ŽLUTÁ <sup>b</sup>

<sup>a</sup> *Není-li naměřený přepravní index větší než 0,05, smí být jeho hodnota v souladu s 5.1.5.3.1 (c) zaokrouhlena na nulu.*

<sup>b</sup> *Musí být přepravován také za výlučného použití s výjimkou kontejnerů (viz tabulku D v 7.1.4.14.7.3.3)*

- 5.1.5.3.5 Ve všech případech mezinárodní přepravy kusů vyžadujících schválení konstrukčního vzoru kusu nebo povolení odeslání příslušným orgánem, pro něž se používají v různých zemích, jichž se přeprava týká, různé druhy schválení nebo povolení, musí být kategorizace v souladu s osvědčením země původu konstrukčního vzoru kusu.

#### 5.1.5.4 **Zvláštní ustanovení pro vyjmuté kusy s radioaktivními látkami třídy 7**

- 5.1.5.4.1 Vyjmuté kusy s radioaktivními látkami třídy 7 musí být na vnější straně obalu čitelně a trvanlivě označeny těmito údaji:

- (a) UN číslem s předřazenými písmeny „UN“;
- (b) identifikací buď odesílatele, nebo příjemce, nebo obou; a
- (c) povolenou celkovou (brutto) hmotností, jestliže překračuje 50 kg.

- 5.1.5.4.2 Požadavky na dokumentaci kapitoly 5.4 se na vyjmuté kusy s radioaktivními látkami třídy 7 nevztahují, kromě toho, že:

- (a) UN číslo s předřazenými písmeny „UN“ a jméno a adresa odesílatele a příjemce a, pokud je to vhodné, také identifikační značka každého schvalovacího osvědčení příslušného orgánu (viz 5.4.1.2.5.1 (g)), musí být uvedeny v přepravním dokladu, jako je nákladní list, letecký nákladní list nebo nákladní list CMR, CIM nebo CMNI;
- (b) pokud je to náležité, platí požadavky uvedené v 5.4.1.2.5.1 (g), 5.4.1.2.5.3 a 5.4.1.2.5.4;
- (c) platí požadavky oddílů 5.4.2 a 5.4.4.

- 5.1.5.4.3 Pokud je to náležité, platí požadavky uvedené v 5.2.1.7.8 a 5.2.2.1.11.5.

#### 5.1.5.5 **Přehled požadavků na schválení a oznámení před odesláním**

**POZNÁMKA 1:** Před prvním odesláním každého kusu vyžadujícího schválení konstrukce příslušným orgánem musí odesílatel zajistit, aby kopie schvalovacího osvědčení této konstrukce byla zaslána příslušnému orgánu každého dotčeného státu, jímž bude přeprava probíhat (viz 5.1.5.1.4 (a)).

**POZNÁMKA 2:** Oznámení se vyžaduje, pokud obsah převyšuje  $3 \times 10^3 A_1$  nebo  $3 \times 10^3 A_2$  nebo 1000 TBq (viz 5.1.5.1.4 (b)).

**POZNÁMKA 3:** Vícestranné povolení odeslání se vyžaduje, pokud obsah převyšuje  $3 \times 10^3 A_1$  nebo  $3 \times 10^3 A_2$  nebo 1000 TBq, nebo jestliže je povoleno občasné řízené odvětrání (viz 5.1.5.1).

**POZNÁMKA 4:** Viz ustanovení o schválení a oznámení před odesláním vhodného kusu pro přepravu této látky.

Předmět	UN číslo	Požadováno schválení příslušným orgánem		Požadováno oznámení odesílatele příslušným orgánům státu původu a dotčených států; před každým odesláním <sup>a</sup>	Odkaz
		státu původu	dotčených států <sup>a</sup>		
Výpočet neuvedených hodnot $A_1$ a $A_2$	-	Ano	Ano	Ne	2.2.7.2.2.2 (a), 5.1.5.2.1 (d)
Vyjmuté kusy - konstrukce kusu - odeslání	2908, 2909, 2910, 2911	Ne Ne	Ne Ne	Ne Ne	-
LSA látky <sup>b</sup> a SCO <sup>b</sup> Průmyslové kusy typ 1,2 nebo 3, neštěpné a štěpné vyjmuté - konstrukce kusu - odeslání	2912, 2913, 3321, 3322	Ne Ne	Ne Ne	Ne Ne	-
Kusy typu A <sup>b</sup> , neštěpné a štěpné vyjmuté					-

Předmět	UN číslo	Požadováno schválení příslušným orgánem		Požadováno oznámení odesílatele příslušným orgánům státu původu a dotčených států; před každým odesláním <sup>a</sup>	Odkaz
		státu původu	dotčených států <sup>a</sup>		
- konstrukce kusu - odeslání	2915, 3332	Ne Ne	Ne Ne	Ne Ne	
Kusy typu B(U) <sup>b</sup> , neštěpné a štěpné vyjmuté - konstrukce kusu - odeslání	2916	Ano Ne	Ne Ne	Viz pozn. 1 Viz pozn. 2	5.1.5.1.4 b), 5.1.5.2.1 a) 6.4.22.2 (ADR)
Kusy typu B(M) <sup>b</sup> , neštěpné a štěpné vyjmuté - konstrukce kusu - odeslání	2917	Ano Viz pozn. 3	Ano Viz pozn. 3	Ne Ano	5.1.5.1.4 b), 5.1.5.2.1 a), 5.1.5.1.2 6.4.22.3 (ADR)
Kusy typu C <sup>b</sup> , neštěpné a štěpné vyjmuté - konstrukce kusu - odeslání	3323	Ano Ne	Ne Ne	Viz pozn. 1 Viz pozn. 2	5.1.5.1.4 b), 5.1.5.2.1 a) 6.4.22.2 (ADR)
Kusy pro štěpné látky - konstrukce kusu - odeslání - součet kritického bezpečnostního indexu nejvýše 50 - součet kritického bezpečnostního indexu větší než 50	2977, 3324, 3325, 3326, 3327, 3328, 3329, 3330, 3331, 3333	Ano <sup>c</sup>  Ne <sup>d</sup>  Ano	Ano <sup>c</sup>  Ne <sup>d</sup>  Ano	Ne  Viz pozn. 2  Viz pozn. 2	5.1.5.2.1 a), 5.1.5.1.2 6.4.22.4 (ADR)
Radioaktivní látky zvláštní formy - konstrukce kusu - odeslání	- Viz pozn. 4	Ano Viz pozn. 4	Ne Viz pozn. 4	Ne Viz pozn. 4	1.6.6.4, 5.1.5.2.1 a) 6.4.22.5 (ADR)
Nízkodisperzní radioaktivní látky - konstrukce kusu - odeslání	- Viz pozn. 4	Ano Viz pozn. 4	Ne Viz pozn. 4	Ne Viz pozn. 4	5.1.5.2.1 a), 6.4.22.5 (ADR)
Kusy obsahující nejméně 0,1 kg hexafluoridu uranu - konstrukce kusu - odeslání	- Viz pozn. 4	Ano Viz pozn. 4	Ne Viz pozn. 4	Ne Viz pozn. 4	5.1.5.2.1 a), 6.4.22.1 (ADR)
Zvláštní ujednání - odeslání	2919, 3331	Ano	Ano	Ano	1.7.4.2, 5.1.5.2.1 b), 5.1.5.1.4 b)
Schválené konstrukce kusů podléhajících přechodným opatřením	-	Viz oddíl 1.6.6	Viz oddíl 1.6.6	Viz pozn. 1	1.6.6.2 (ADR) 5.1.5.1.4 b), 5.1.5.2.1 a), 5.1.5.1.2 6.4.22.9 (ADR)
Alternativní limity aktivity pro vyjmuté záslky přístrojů nebo předmětů	-	Ano	Ano	Ne	5.1.5.2.1 (e) 6.4.22.7 (ADR)
Štěpné látky vyňaté podle 2.2.7.2.3.5 (f)	-	Ano	Ano	Ne	5.1.5.2.1 (a) (iii) 6.4.22.6 (ADR)

- <sup>a</sup> *Státy ze kterých, kterými nebo do kterých je zásilka přepravována.*
- <sup>b</sup> *Pokud jsou radioaktivním obsahem štěpné látky, které nejsou vyjmuty z ustanovení pro kusy obsahující štěpné látky, pak se na ně vztahují ustanovení pro kusy obsahující štěpné látky (viz oddíl 6.4.11 ADR).*
- <sup>c</sup> *Konstrukce kusů pro štěpné látky mohou též vyžadovat schválení podle jedné z jiných rubrik tabulky.*
- <sup>d</sup> *Pro odeslání se však mohou vyžadovat schválení podle jedné z jiných rubrik tabulky.*

## KAPITOLA 5.2

### NÁPISY A BEZPEČNOSTNÍ ZNAČKY

#### 5.2.1 Značení kusů

**POZNÁMKA 1:** Pro značky s ohledem na konstrukci, zkoušení a schvalování obalů, velkých obalů, tlakových nádob a IBC, viz část 6 ADR.

**POZNÁMKA 2:** V souladu se systémem GHS musí být výstražný symbol GHS, který není vyžadován dohodou ADN uveden pouze jako součást úplného označení GHS a ne samostatně (viz GHS 1.4.10.4.4).

5.2.1.1 Pokud není v ADN jinak předepsáno, musí být každý kus zřetelně a trvanlivě označen UN číslem odpovídajícím obsaženým nebezpečným věcem, kterému jsou předřazena písmena "UN". UN číslo a písmena „UN“ musí být nejméně 12 mm vysoká, s výjimkou kusů o vnitřním objemu nejvýše 30 litrů nebo 30kg nejvyšší čisté (netto) hmotnosti a pro láhve nejvýše 60 litrů hydraulického vnitřního objemu, kdy musí být nejméně 6 mm vysoká, a s výjimkou kusů velikosti nejvýše 5 litrů nebo 5 kg, kdy musí být přiměřené velikosti.

5.2.1.2 Všechna označení kusů požadovaná touto kapitolou musí být:

- (a) být zřetelně viditelná a čitelná;
- (b) odolná vůči vlivu povětrnosti bez podstatného zhoršení jejich čitelnosti.

5.2.1.3 Záchranné obaly, včetně velkých záchranných obalů a záchranné tlakové nádoby musí být kromě toho opatřeny nápisem "ZÁCHRANNÝ". Výška písmen nápisu „ZÁCHRANNÝ“ musí být alespoň 12 mm.

5.2.1.4 Velké nádoby pro volně ložené látky (IBC) s vnitřním objemem větším než 450 litrů a velké obaly musí být označeny na dvou protilehlých stranách.

#### 5.2.1.5 **Dodatečná ustanovení pro věci třídy 1**

Kusy s věcmi třídy 1 musí být kromě toho označeny oficiálním pojmenováním pro přepravu podle oddílu 3.1.2. Značka, která musí být dobře čitelná a nesmazatelná, musí být uvedena v jednom nebo více jazycích, z nichž jeden musí být francouzština, němčina nebo angličtina, pokud jiné dohody uzavřené mezi státy zainteresovanými na přepravě nestanoví jinak.

#### 5.2.1.6 **Dodatečná ustanovení pro věci třídy 2**

Opakovaně plnitelné nádoby musí být opatřeny následujícími zřetelně čitelnými a trvanlivými údaji:

- (a) UN číslo a oficiální pojmenování pro přepravu plynu nebo směsi plynů, jak jsou uvedeny v oddílu 3.1.2.

U plynů přiřazených pod j.n. položku musí být dodatečně k UN číslu uveden pouze technický název<sup>1</sup>.

U směsí plynů není třeba udávat více než dva komponenty, které představují největší nebezpečí;

---

<sup>1</sup> Místo technického názvu je dovoleno použít následujících pojmenování:

- Pro UN 1078 chladicí plyn, j.n.: směs F1, směs F2, směs F3;
- Pro UN 1060 methylacetylen a propadien, směsí, stabilizované: směs P1, směs P2;
- Pro UN 1965 uhlovodíky plynné, směs, kapalinná, j.n.: směs A nebo butan, směs A01 nebo butan, směs A02 nebo butan, směs A0 nebo butan, směs A1, směs B1, směs B2, směs B, směs C nebo propan.
- Pro UN 1010 butadieny, stabilizované: 1,2-butadien, stabilizovaný, 1,3-butadien, stabilizovaný.

- (b) u stlačených plynů plněných hmotnostně a u zkapalněných plynů buď nejvyšší dovolená hmotnost plnění a vlastní hmotnost nádoby, včetně výbavy a příslušenství upevněných v době plnění, nebo celková (brutto) hmotnost;
- (c) datum (rok) příští periodické inspekce.

Tyto údaje mohou být buď vyraženy, nebo uvedeny na trvanlivém štítku nebo bezpečnostní značce upevněných na nádobě nebo uvedeny nalepeným a zřetelně čitelným nápisem, např. vytištěným nebo provedeným jiným rovnocenným způsobem.

**POZNÁMKA 1:** Viz také 6.2.2.7 ADR.

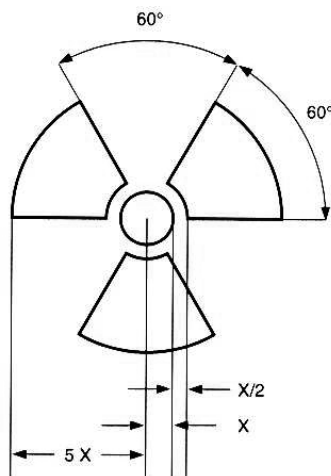
**POZNÁMKA 2:** K nádobám pro jedno použití, viz 6.2.2.8 ADR.

#### **5.2.1.7 Ustanovení o zvláštním značení pro radioaktivní látky**

- 5.2.1.7.1 Každý kus musí být označen na vnější straně obalu čitelně a trvale identifikací buď odesilatele, nebo příjemce, nebo obou. Každý přepravní obalový soubor musí být na své vnější straně čitelně a trvale označen identifikací buď odesilatele, nebo příjemce nebo obou, pokud značky každého kusu z přepravního obalového souboru nejsou jasně viditelná.
- 5.2.1.7.2 Kromě vyjmutých kusů musí být každý kus na vnější straně obalu označen čitelně a trvale UN číslem s předřazenými písmeny "UN" a oficiálním pojmenováním pro přepravu. Označení vyjmutých kusů musí odpovídat označení vyžadovanému podle 5.1.5.4.1.
- 5.2.1.7.3 Každý kus s celkovou (brutto) hmotností větší než 50 kg musí mít na vnější straně obalu čitelně a trvale uvedenu dovolenou celkovou (brutto) hmotnost.
- 5.2.1.7.4 Každý kus, který odpovídá
  - (a) konstrukci kusu typu IP-1, kusu typu IP-2 nebo kusu typu IP-3, musí být na vnější straně obalu označen čitelně a trvale nápisem "TYP IP-1", "TYP IP-2" nebo případně "TYP IP-3";
  - (b) konstrukci kusu typu A, musí být na vnější straně kusu čitelně a trvale označen nápisem "TYP A";
  - (c) konstrukci kusu typu IP-2, kusu typu IP-3 nebo kusu typu A, musí být na vnější straně obalu označen čitelně a trvanlivě rozlišovací značkou používanou na vozidlech v mezinárodním silničním provozu<sup>2</sup> země původu konstrukčního vzoru kusu a buď jménem výrobce, nebo jinou identifikací obalu stanovenou příslušným orgánem země původu konstrukčního vzoru kusu.
- 5.2.1.7.5 Každý kus, který odpovídá konstrukci schválené podle jednoho nebo více odstavců v 5.1.5.2.1 těchto předpisů, 6.4.22.1 až 6.4.22.4, 6.4.23.4 až 6.4.23.7 a 6.4.24.2 ADR, musí být na vnější straně kusu čitelně a trvale označen následujícími údaji:
  - (a) identifikační značkou přidělenou konstrukci příslušným orgánem;
  - (b) sériovým číslem jednoznačně identifikujícím každý obal, který odpovídá této konstrukci;
  - (c) V případě konstrukce kusu typu B(U), typu B(M) nebo typu C, údajem „TYP B(U)“, „TYP B(M)“ nebo „TYP C“;
- 5.2.1.7.6 Každý kus, který odpovídá konstrukci kusu typu B(U), typu B(M) nebo typu C, musí být označen na vnější straně nejzevnější nádoby odolné vůči ohni a vodě vyrytím, vyražením nebo jiným způsobem odolným vůči ohni a vodě trojlístkovým symbolem uvedeným na obrázku níže.

<sup>2</sup> Rozlišovací značka státu registrace používaná na motorových a přípojných vozidlech v mezinárodním silničním provozu, např. podle Ženevské úmluvy o silničním provozu z roku 1949 nebo Vídeňské úmluvy o silničním provozu z roku 1968.

Základní symbol trojlístku s rozměry vycházejícími ze střední kružnice o poloměru  $X$ .  
Nejmenší dovolený rozměr  $X$  musí být 4 mm.



5.2.1.7.7 Jestliže jsou látky LSA-I nebo SCO-I obsaženy v nádobách nebo obalových materiálech a jsou přepravovány za výlučného použití dovoleného podle 4.1.9.2.4 ADR, vnější povrch těchto nádob nebo obalových materiálů smí být opatřen značkou "RADIOAKTIVNÍ LSA-I" nebo "RADIOAKTIVNÍ SCO-I".

5.2.1.7.8 Ve všech případech mezinárodní přepravy kusů vyžadující schválení konstrukčního vzoru kusu nebo povolení odeslání příslušným orgánem, pro které se užívají různé typy schválení nebo povolení v různých zemích, jichž se přeprava týká, musí být označení v souladu s osvědčením země původu konstrukčního vzoru kusu.

#### 5.2.1.8 ***Ustanovení o zvláštním označení pro látky ohrožující životní prostředí***

5.2.1.8.1 Kusy obsahující látky ohrožující životní prostředí splňující kritéria uvedená v 2.2.9.1.10 musí být trvanlivě označeny značkou pro látky ohrožující životní prostředí vyobrazenou v 5.2.1.8.3, s výjimkou samostatných obalů a skupinových obalů, pokud takové samostatné obaly nebo vnitřní obaly takových skupinových obalů mají:

- množství nejvýše 5 litrů pro kapaliny, nebo
- čistou hmotnost nejvýše 5 kg pro tuhé látky.

5.2.1.8.2 Značka pro látky ohrožující životní prostředí musí být umístěna v bezprostřední blízkosti značek vyžadovaných podle 5.2.1.1. Požadavky uvedené v 5.2.1.2 a 5.2.1.4 musí být splněny.

5.2.1.8.3 Značka pro látky ohrožující životní prostředí musí odpovídat obrázku 5.2.1.8.3.



Obrázek 5.2.1.8.3



Značka pro látky ohrožující životní prostředí

Značka musí mít tvar čtverce postaveného na vrchol pod úhlem 45° (tvar diamantu). Symbol (ryba a strom) musí být černý na bílém nebo vhodném kontrastním podkladu. Minimální rozměry musí být 100 x 100 mm a minimální šířka čáry tvořící diamant musí být 2 mm. Jestliže to vyžaduje velikost kusu, rozměry/tloušťka čáry mohou být zmenšeny, pokud značky zůstanou jasně viditelné. Tam, kde nejsou udány rozměry, musí všechny prvky proporčně odpovídat uvedenému obrázku.

**POZNÁMKA:** Ustanovení o označování bezpečnostními značkami v 5.2.2 platí dodatečně k jakémukoli požadavku na označení kusů značkou pro látky ohrožující životní prostředí.

#### 5.2.1.9 Značka pro lithiové baterie

5.2.1.9.1 Kusy, které obsahují lithiové články nebo baterie připravené v souladu se zvláštním ustanovením 188, musí být označeny tak, jak je znázorněno na obrázku 5.2.1.9.2.

5.2.1.9.2 Značení musí zahrnovat UN číslo s předřazenými písmeny „UN“, tj. UN 3090 pro baterie nebo články lithiové kovové nebo UN 3480 pro baterie nebo články lithium-iontové. V případě, že jsou lithiové články nebo baterie obsaženy nebo zabaleny v zařízení, musí být uvedeno UN číslo s předřazenými písmeny UN, tj. UN 3091 nebo 3481, jak je to vhodné. V případě, že kus obsahuje lithiové články nebo baterie různých UN čísel, musí být na jedné nebo více značkách uvedena všechna použitelná UN čísla.

Obrázek 5.2.1.9.2



Značka pro lithiové baterie

\* Místo pro UN číslo(a)

\*\* Místo pro telefonní číslo a dodatečné informace

Značka musí být ve tvaru obdélníku se šrafovaným okrajem. Značka musí být minimálně 120 mm široká a 110 mm vysoká a minimální šířka šrafování musí být 5 mm. Symbol (skupina baterií, jedna poškozená se šlehajícím plamenem, nad UN číslem pro lithium-iontové nebo lithium-kovové baterie nebo články) musí být černý na bílém nebo vhodně kontrastním podkladu. Šrafování musí být červené. Vyžaduje-li to velikost kusu, rozměry/tloušťka čáry mohou být zmenšeny na nejméně 105 mm x 74 mm. Tam, kde rozměry nejsou uvedeny, musí všechny prvky proporčně odpovídat uvedenému obrázku.


#### 5.2.1.10 **Orientační šipky**

5.2.1.10.1 S výjimkou ustanovení v 5.2.1.10.2:

- skupinové obaly s vnitřními obaly obsahujícími kapaliny;
- samostatné obaly opatřené odvětrávacími otvory;
- kryogenní nádoby určené k přepravě hluboce zchlazených zkupalenných plynů a
- stroje nebo přístroje obsahující kapalné nebezpečné věci, pokud je nutné zajistit, aby kapalné nebezpečné věci zůstaly v požadované poloze (viz zvláštní ustanovení 301 kapitoly 3.3),


musí být zřetelně označeny orientačními šípkami, které jsou podobné vyobrazením uvedeným níže nebo které odpovídají specifikacím v normě ISO 780:1997. Orientační šipky musí být umístěny na dvou protilehlých svislých stranách kusu se šípkami směřujícími správně směrem nahoru. Musí být pravoúhlé a velikosti, která je zřetelně viditelná s ohledem na velikost kusu. Vyznačení pravoúhlého orámování kolem šipek je nepovinné.

Obrázek 5.2.1.10.1.1



Obrázek 5.2.1.10.1.2

nebo



Dvě černé nebo červené šipky na bílém nebo vhodném kontrastním podkladu.

Pravoúhlé orámování není povinné.

Všechny prvky musí být v proporcích přibližně odpovídajících zobrazeným rozměrům.

5.2.1.10.2 Orientační šipky se nevyžadují:

- (a) na vnějších obalech obsahujících tlakové nádoby, s výjimkou kryogenních nádob;
- (b) na vnějších obalech obsahujících nebezpečné věci ve vnitřních obalech, z nichž každý obsahuje nejvýše 120 ml, s dostatečným množstvím absorpčního materiálu mezi vnitřními a vnějšími obaly, aby zcela pohltil kapalný obsah;
- (c) na vnějších obalech obsahujících infekční látky třídy 6.2 v primárních nádobách, z nichž každá obsahuje nejvýše 50 ml;
- (d) na kusech typu IP-2, IP-3, Typu A, Typu B(U), Typu B(M) nebo Typu C obsahujících radioaktivní látky třídy 7;
- (e) na vnějších obalech obsahujících předměty, které jsou těsné v každé poloze (např. alkohol nebo rtuť v teploměrech, aerosoly atd.); nebo
- (f) na vnějších obalech obsahujících nebezpečné věci v hermeticky uzavřených vnitřních obalech, z nichž každý obsahuje nejvýše 500 ml.

5.2.1.10.3 Orientační šipky pro jiné účely, než pro udání správné orientace kusu nesmějí být na kuse označeném podle tohoto pododdílu použity.

## 5.2.2 Označování kusů

### 5.2.2.1 Ustanovení o označování bezpečnostními značkami

5.2.2.1.1 Pro každý předmět nebo látku uvedené v tabulce A kapitoly 3.2 musí být pro označení použity bezpečnostní značky uvedené ve sloupci (5), pokud není stanoveno jinak zvláštním ustanovením uvedeným ve sloupci (6).

5.2.2.1.2 Místo bezpečnostních značek mohou být použity nesmazatelné značky nebezpečí odpovídající přesně předepsaným vzorům bezpečnostních značek.

5.2.2.1.3 až 5.2.2.1.5 (Vyhrazeno)

5.2.2.1.6 S výhradou ustanovení uvedených v 5.2.2.2.1.2, musí být každá bezpečnostní značka:

- (a) umístěna na tentýž povrch kusu, pokud to dovolují rozměry kusu; u kusů třídy 1 a 7 musí být v blízkosti oficiálního pojmenování pro přepravu;
- (b) umístěna na kusu tak, aby ji nezakrývala nebo nezastiňovala jiná část nebo příslušenství obalu nebo jiná bezpečnostní značka nebo nápis;
- (c) umístěna přímo jedna vedle druhé, pokud se vyžaduje více než jedna bezpečnostní značka.

Jestliže je kus nepravidelného tvaru nebo je malých rozměrů, takže bezpečnostní značka nemůže být umístěna uspokojivým způsobem, může být bezpečnostní značka bezpečně připevněna např. provázkem nebo jiným vhodným prostředkem.

5.2.2.1.7 Velké nádoby pro volně ložené látky (IBC) s vnitřním objemem větším než 450 litrů a velké obaly musí být opatřeny bezpečnostními značkami na dvou protilehlých stranách.

5.2.2.1.8 (Vyhrazeno)

5.2.2.1.9 *Zvláštní ustanovení pro označování samovolně se rozkládajících látek a organických peroxidů bezpečnostními značkami*

- (a) Bezpečnostní značka podle vzoru č. 4.1 také ukazuje, že produkt může být hořlavý, a proto se nevyžaduje žádná bezpečnostní značka podle vzoru č. 3. Kromě toho musí být použita bezpečnostní značka podle vzoru č. 1 pro samovolně se rozkládající látky typu B, ledaže příslušný orgán povolil nepoužití této bezpečnostní značky vzhledem ke zvláštnímu obalu, protože zkušební výsledky prokázaly, že samovolně se rozkládající látka v takovém obalu nevykazuje výbušnou vlastnost.
- (b) Bezpečnostní značka podle vzoru č. 5.2 ukazuje také, že produkt může být hořlavý, a proto se nevyžaduje žádná bezpečnostní značka podle vzoru č. 3. Kromě toho se musí použít následující bezpečnostní značky:
  - (i) bezpečnostní značka podle vzoru č. 1 pro organické peroxidy typu B, ledaže příslušný orgán povolil nepoužití této bezpečnostní značky vzhledem ke zvláštnímu obalu, protože zkušební výsledky prokázaly, že organický peroxid v takovém obalu nevykazuje výbušnou vlastnost.
  - (ii) bezpečnostní značka podle vzoru č. 8 se vyžaduje, pokud jsou splněna kritéria pro obalovou skupinu I nebo II třídy 8.

Bezpečnostní značky, které musí být použity pro jmenovitě uvedené samovolně se rozkládající látky a organické peroxidy, jsou uvedeny v seznamu v pododdílu 2.2.41.4, popřípadě 2.2.52.4.

5.2.2.1.10 Zvláštní ustanovení pro označování kusů obsahujících infekční látky bezpečnostními značkami

Kromě bezpečnostní značky podle vzoru č. 6.2 musí být kusy obsahující infekční látky označeny jakoukoli jinou požadovanou bezpečnostní značkou podle povahy jejich obsahu.

5.2.2.1.11 Zvláštní ustanovení pro označování kusů obsahujících radioaktivní látky bezpečnostními značkami

5.2.2.1.11.1 S výjimkou případů, kdy jsou použity zvětšené bezpečnostní značky podle 5.3.1.1.3, každý kus, přepravní obalový soubor a kontejner obsahující radioaktivní látku, musí být opatřen bezpečnostními značkami odpovídajícími vzorům č. 7A, 7B nebo 7C podle příslušné kategorie. Bezpečnostní značky

musí být umístěny vně na dvě protilehlé strany kusu nebo přepravního obalového souboru nebo na všechny čtyři strany kontejneru nebo cisterny. Kromě toho každý kus, přepravní obalový soubor a kontejner obsahující štěpnou látku, jinou než štěpnou látku vyjmutou podle ustanovení v 2.2.7.2.3.5, musí být opatřeny navíc bezpečnostními značkami podle vzoru č. 7E; pokud jsou nutné, musí být tyto bezpečnostní značky umístěny bezprostředně vedle bezpečnostních značek odpovídajících příslušnému vzoru č. 7A, 7B nebo 7C. Bezpečnostní značky nesmějí zakrývat značky uvedené v oddílu 5.2.1. Všechny bezpečnostní značky, které se nevztahují k obsahu, se musí odstranit nebo zakrýt.

5.2.2.1.11.2 Každá bezpečnostní značka podle příslušného vzoru č. 7A, 7B nebo 7C musí být doplněna následujícími údaji:

(a) *Obsah:*

(i) Kromě látek LSA-I pojmenování radionuklidu(ů) převzatých z tabulky 2.2.7.2.2.1 s použitím symbolů v ní předepsaných. Pro směsi radionuklidů musí být uvedeny nuklidy s nejomezenější hodnotou, pokud to dovoluje místo v řádku. Za pojmenováním radionuklidu(ů) musí být uvedena skupina LSA nebo SCO. Pro tento účel se musí použít označení "LSA-II", "LSA-III", "SCO-I" a "SCO-II".

(ii) Pro látky LSA-I je nezbytné jen označení "LSA-I"; pojmenování radionuklidu není nutné.

(b) *Aktivita:* Maximální aktivita radioaktivního obsahu během přepravy vyjádřená v becquerelech (Bq) s příslušným symbolem SI předpony (viz 1.2.2.1). U štěpných látek může být udána místo aktivity celková hmotnost štěpných nuklidů v gramech (g) nebo jejich násobcích.

(c) U přepravních obalových souborů a kontejnerů musí být údaje "Obsah" a "Aktivita" požadované v odstavcích (a) a (b) výše uvedeny na bezpečnostní značce, přičemž celkový obsah přepravního obalového souboru nebo kontejneru se počítá; výjimkou jsou bezpečnostní značky pro přepravní obalové soubory nebo kontejnery obsahující smíšené náklady kusů s různými radionuklidy, jejichž údaje mohou znít "Viz přepravní doklady".

(d) *Přepravní index (TI):* viz 5.1.5.3.1 a 5.1.5.3.2 (pro kategorii I-BÍLÁ se nevyžaduje žádný přepravní index).

5.2.2.1.11.3 Každá bezpečnostní značka podle vzoru č. 7E musí být doplněna indexem kritické bezpečnosti (CSI), jak je uvedeno v osvědčení o schválení platném v zemích, přes které nebo do kterých je zásilka přepravována, a vydaném příslušným orgánem nebo jak je uvedeno v 6.4.11.2 nebo 6.4.11.3 ADR.

5.2.2.1.11.4 U přepravních obalových souborů a kontejnerů musí být na bezpečnostní značce č. 7E uveden součet indexů kritické bezpečnosti všech kusů obsažených uvnitř.

5.2.2.1.11.5 Ve všech případech mezinárodní přepravy kusů vyžadující schválení konstrukčního vzoru kusu nebo povolení odeslání příslušným orgánem, pro které se užívají různé typy schválení nebo povolení v různých zemích, jichž se přeprava týká, musí být označení bezpečnostními značkami v souladu s osvědčením země původu konstrukčního vzoru kusu.

5.2.2.1.12 Zvláštní ustanovení pro označování předmětů obsahujících nebezpečné věci přepravované pod UN číslly 3537, 3538, 3539, 3540, 3541, 3542, 3543, 3544, 3545, 3546, 3547 a 3548.

5.2.2.1.12.1 Kusy obsahující předměty nebo nebalené předměty musí být opatřeny bezpečnostními značkami podle 5.2.2.1, které zahrnují nebezpečí stanovená podle oddílu 2.1.5 s tím rozdílem, že u předmětů, které navíc obsahují lithiové baterie, není vyžadována značka lithiové baterie nebo bezpečnostní značka podle vzoru 9A.

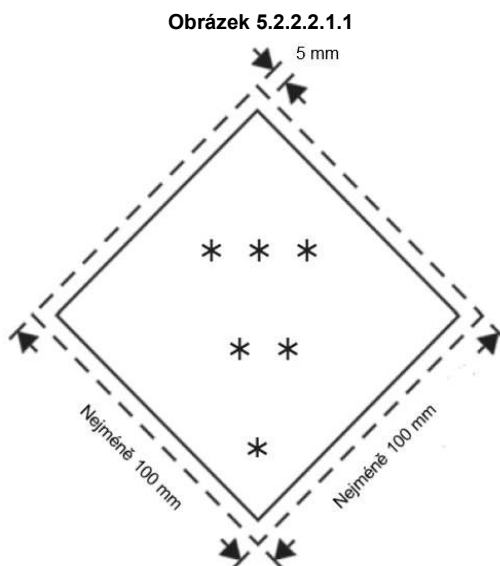
5.2.2.1.12.2 Je-li vyžadováno, aby předměty obsahující kapalně nebezpečné věci zůstaly v požadované orientaci, musí být na nejméně dvou protilehlých svislých stranách obalu nebo nebaleného předmětu umístěny směrové šipky, které splňují požadavky pododdílu 5.2.1.10.1, pokud je to možné, šipky směřují správně směrem nahoru.

## 5.2.2.2 Ustanovení o bezpečnostních značkách

5.2.2.2.1 Bezpečnostní značky musí splňovat dále uvedená ustanovení a odpovídat barvami, symboly a tvarem vzorům uvedeným v 5.2.2.2.2. Odpovídající vzory vyžadované pro jiné druhy dopravy, s menšími modifikacemi, které neovlivňují zřejmý význam bezpečnostní značky, jsou také dovoleny.

**POZNAMKA:** V určitých případech jsou bezpečnostní značky v odstavci 5.2.2.2.2 znázorněny s vytečkovaným vnějším orámováním dle odstavce 5.2.2.2.1.1. Toto se nevyžaduje, je-li bezpečnostní značka umístěna na podkladu v kontrastní barvě.

5.2.2.2.1.1 Bezpečnostní značky musí odpovídat obrázku 5.2.2.2.1.1



**Bezpečnostní značka pro třídu/podtřídu**

- \* V dolním rohu musí být uvedeno číslo třídy nebo, pro třídy 4.1, 4.2 a 4.3, číslice „4“ nebo, pro třídy 6.1 a 6.2, číslice „6“.
- \*\* V dolní polovině musí být (pokud je to povinné) nebo smí být (pokud je to nepovinné) uveden dodatečný text/číslo/symbol /písmena.
- \*\*\* V horní polovině musí být uveden symbol třídy nebo, pro podtřídy 1.4, 1.5 a 1.6, číslo podtřídy a pro vzor č. 7E nápis „FISSILE“.

5.2.2.2.1.1.1 Bezpečnostní značky musí být umístěny na podkladu v kontrastní barvě, nebo musí být orámovány buď vytečkovanou, nebo plnou čarou.

5.2.2.2.1.1.2 Bezpečnostní značka musí mít tvar čtverce postaveného na vrchol pod úhlem 45° (tvar diamantu). Minimální rozměry musí být 100 x 100 mm. Uvnitř hrany musí být čára tvořící diamant, která musí být rovnoběžná s vnějším okrajem a přibližně 5 mm od vnější strany této čáry k okraji bezpečnostní značky. V horní polovině bezpečnostní značky musí mít vnitřní čára stejnou barvu jako symbol a v dolní polovině musí mít stejnou barvu jako číslo třídy nebo podtřídy v dolním rohu. Tam, kde nejsou udány rozměry, musí všechny prvky proporcčně odpovídat uvedenému obrázku.

5.2.2.2.1.1.3 Jestliže to vyžaduje velikost kusu, smí být rozměry bezpečnostní značky proporcionálně zmenšeny, pokud zůstanou symboly a další prvky bezpečnostní značky zřetelně viditelné. Rozměry bezpečnostních značek pro láhve musí být v souladu s pododdílem 5.2.2.2.1.2.

5.2.2.2.1.2 Plynové láhve pro třídu 2 mohou být vzhledem ke svému tvaru, pozici a fixačním systémům pro přepravu, opatřeny bezpečnostními značkami podobnými těm, které jsou předepsány v tomto oddílu a bezpečnostními značkami pro látky ohrožující životní prostředí, je-li to náležité, ale s rozměry zmenšenými podle normy ISO 7225:2005 “Gas cylinders - Precautionary labels” (Plynové lahve -

Výstražné bezpečnostní značky), aby mohly být umístěny na necylindrickou část (hrdla) takových lahví.

**POZNÁMKA:** Je-li průměr lahve příliš malý, aby bylo označení uvedená možné umístit bezpečnostní značky zmenšené velikosti na necylindrickou horní část lahve, mohou být zmenšené bezpečnostní značky umístěny na válcové části

Bez ohledu na ustanovení v 5.2.2.1.6 se bezpečnostní značky a značka pro látky ohrožující životní prostředí (viz 5.2.1.8.3) mohou překrývat v rozsahu stanoveném normou ISO 7225:2005. Avšak ve všech případech bezpečnostní značka hlavního nebezpečí a číslice uvedená na jakékoli bezpečnostní značce musí zůstat plně viditelné a symboly rozeznatelné.

Prázdné nevyčištěné tlakové nádoby pro plyny třídy 2 mohou být přepravovány se zastaralými nebo poškozenými bezpečnostními značkami za účelem nového naplnění, popřípadě prohlídky a umístění nové bezpečnostní značky v souladu s platnými předpisy, nebo likvidace tlakové nádoby.

5.2.2.2.1.3 S výjimkou bezpečnostních značek pro podtřídy 1.4, 1.5 a 1.6 třídy 1 musí horní polovina bezpečnostní značky obsahovat obrazový symbol a dolní polovina musí obsahovat:

- (a) pro třídy 1, 2, 3, 5.1, 5.2, 7, 8 a 9 číslo třídy;
- (b) pro třídy 4.1, 4.2 a 4.3 číslici „4“;
- (c) pro třídy 6.1 a 6.2 číslici „6“.

Avšak v případě bezpečnostní značky č. 9A, musí horní polovina značky obsahovat pouze sedm svislých pruhů a dolní polovina symbol skupiny baterií a číslo třídy.

S výjimkou bezpečnostní značky č. 9A, bezpečnostní značky smějí obsahovat text, jako je UN číslo nebo slova popisující nebezpečí (např. „hořlavý“) podle 5.2.2.2.1.5, pokud tento text nezakrývá nebo nesnižuje význam jiných informací, které musí být na bezpečnostní značce.

5.2.2.2.1.4 Kromě toho musí být na bezpečnostních značkách pro třídu 1, s výjimkou podtříd 1.4, 1.5 a 1.6, uvedeno v jejich dolní polovině, nad číslem třídy, číslo podtřídy a písmeno skupiny snášenlivosti pro látku nebo předmět. Na bezpečnostních značkách pro podtřídy 1.4, 1.5 a 1.6 musí být v jejich horní polovině uvedeno číslo podtřídy a v dolní polovině číslo třídy a písmeno skupiny snášenlivosti.





5.2.2.2.1.5 Na bezpečnostních značkách, s výjimkou bezpečnostních značek pro třídu 7, musí být uvedení jakéhokoli případného textu (jiného než číslo třídy) v prostoru pod symbolem omezeno na údaje o povaze nebezpečí a o bezpečnostních opatřeních při manipulaci.








5.2.2.2.1.6 Symboly, text a čísla musí být dobře čitelné a nesmazatelné a na všech bezpečnostních značkách musí být uvedeny v černé barvě, kromě:

- (a) bezpečnostní značky třídy 8, na které jsou eventuální text a číslo třídy uvedeny v barvě bílé;
- (b) bezpečnostních značek s plným zeleným, červeným nebo modrým podkladem, na kterých symboly, text čísla mohou být uvedeny v barvě bílé.
- (c) bezpečnostní značky třídy 5.2, na které smí být symbol v bílé barvě; a
- (d) bezpečnostní značky podle vzoru č. 2.1 umístěné na lahve a malé nádoby obsahující zkapalněné ropné plyny, kde mohou být uvedeny na podkladové barvě nádoby, jestliže je zajištěn jejich dostatečný kontrast.

5.2.2.2.1.7 Všechny bezpečnostní značky musí být schopné odolat povětrnostním účinkům bez podstatného snížení jejich čitelnosti.






5.2.2.2.2 Vzory bezpečnostních značek




Bezpečnostní značka	Podtřída nebo kategorie	Symbol a barva symbolu	Podklad	Číslice ve spodním rohu (a barva číslice)	Vzory bezpečnostních značek	Poznámka
Nebezpečí třídy 1: Výbušné látky a předměty						
1	Podtřída 1.1, 1.2, 1.3	Vybuchující puma: černá	oranžový	1 (černá)		** Podtřída – neudává se, je-li výbušnost vedlejším nebezpečím * Skupina snášenlivosti – neudává se, je-li výbušnost vedlejším nebezpečím
1.4	Podtřída 1.4	1.4: černá  Výška číslic musí být přibližně 30 mm a Tloušťka čáry přibližně 5 mm (u bezpečnostní značky o rozměrech 100 mm x 100 mm)	oranžový	1 (černá)		* Skupina snášenlivosti
1.5	Podtřída 1.5	1.5: černá  Výška číslic musí být přibližně 30 mm a Tloušťka čáry přibližně 5 mm (u bezpečnostní značky o rozměrech 100 mm x 100 mm)	oranžový	1 (černá)		* Skupina snášenlivosti
1.6	Podtřída 1.6	1.6: černá  Výška číslic musí být přibližně 30 mm a Tloušťka čáry přibližně 5 mm (u bezpečnostní značky o rozměrech 100 mm x 100 mm)	oranžový	1 (černá)		* Skupina snášenlivosti

Bezpečnostní značka	Podtřída nebo kategorie	Symbol a barva symbolu	Podklad	Číslice ve spodním rohu (a barva číslice)	Vzory bezpečnostních značek		Poznámka
Nebezpečí třídy 2: Plyny							
2.1	Hořlavé plyny	Plamen: černý nebo bílý (s výjimkou případů uvedených v 5.2.2.2.1.6 (d))	Červený	2 (černá nebo bílá) (s výjimkou případů uvedených v 5.2.2.2.1.6 (d))			-
2.2	Nehořlavé, netoxické plyny	Plynová láhev: černá nebo bílá	Zelený	2 (černá nebo bílá)			-
2.3	Toxické plyny	Lebka na zkřížených kostech: černá	Bílý	2 (černá)			-
Nebezpečí třídy 3: Hořlavé kapaliny							
3	-	Plamen: černý nebo bílý	Červený	3 (černá nebo bílá)			-



Bezpečnostní značka	Podtřída nebo kategorie	Symbol a barva symbolu	Podklad	Číslice ve spodním rohu (a barva číslice)	Vzory bezpečnostních značek	Poznámka
Nebezpečí třídy 4.1: Hořlavé tuhé látky, samovolně se rozkládající látky, polymerizující látky a znečištěné tuhé výbušné látky						
4.1	-	Plamen: černý	Bílý se sedmi svislými červenými pruhy	4 (černá)		-
Nebezpečí třídy 4.2: Samozápalné látky						
4.2	-	Plamen: černý	Horní polovina bílá, dolní polovina červená	4 (černá)		-
Nebezpečí třídy 4.3: Látky, které ve styku s vodou vyvíjejí hořlavé plyny						
4.3	-	Plamen: černý nebo bílý	Modrý	4 (černá nebo bílá)		-
Nebezpečí třídy 5.1: Látky podporující hoření						
5.1	-	Plamen nad kruhem: černá	Žlutý	5.1 (černá)		-

Bezpečnostní značka	Podtřída nebo kategorie	Symbol a barva symbolu	Podklad	Číslice ve spodním rohu (a barva číslice)	Vzory bezpečnostních značek		Poznámka
Nebezpečí třídy 5.2: Organické peroxidy							
5.2	-	Plamen: černý nebo bílý	Horní polovina červená, dolní polovina žlutá	5.2 (černá)			-
Nebezpečí třídy 6.1: Toxické látky							
6.1	-	Lebka na zkřížených kostech: černá	Bílý	6 (černá)			-
Nebezpečí třídy 6.2: Infekční látky							
6.2		Kruh, který je překryt třemi srpkami měsíce: černý	Bílý	6 (černá)			V dolní polovině bezpečnostní značky mohou být uvedeny nápisy: "INFEKČNÍ LÁTKA" a "Při poškození nebo úniku uvědomte neprodleně veřejné zdravotnické orgány": černě
Nebezpečí třídy 7: Radioaktivní látky							
7A	Kategorie I - BILA	Symbol záření (trojlístek): černý	Bílý	7 (černá)			Text (předepsaný), černý v dolní polovině bezpečnostní značky: "RADIOACTIVE" "CONTENTS ..." "ACTIVITY ..." Za výrazem "RADIOACTIVE" následuje svislý červený pruh

Bezpečnostní značka	Podtřída nebo kategorie	Symbol a barva symbolu	Podklad	Číslice ve spodním rohu (a barva číslice)	Vzory bezpečnostních značek	Poznámka
7B	Kategorie II - ŽLUTÁ	Symbol záření (trojlístek): černý	Horní polovina žlutá s bílým okrajem, dolní polovina bílá	7 (černá)		Text (předepsaný), černý v dolní polovině bezpečnostní značky: "RADIOACTIVE" "CONTENTS ..." "ACTIVITY ..." V černě ohrámovaném poli: "TRANSPORT INDEX". Za výrazem "RADIOACTIVE" následují dva svislé červené pruhy
7C	Kategorie III - ŽLUTÁ	Symbol záření (trojlístek): černý	Horní polovina žlutá s bílým okrajem, dolní polovina bílá	7 (černá)		Text (předepsaný), černý v dolní polovině bezpečnostní značky: "RADIOACTIVE" "CONTENTS ..." "ACTIVITY ..." V černě ohrámovaném poli: "TRANSPORT INDEX". Za výrazem "RADIOACTIVE" následují tři svislé červené pruhy
7E	Štěpné látky	-	Bílý	7 (černá)		Text (předepsaný), černý v dolní polovině bezpečnostní značky: "FISSILE" V černě ohrámovaném poli v dolní polovině bezpečnostní značky: "CRITICALITY SAFETY INDEX"

Bezpečnostní značka	Podtřída nebo kategorie	Symbol a barva symbolu	Podklad	Číslice ve spodním rohu (a barva číslice)	Vzory bezpečnostních značek	Poznámka
Nebezpečí třídy 8: Žiravé látky						
8	-	Kapky padající z jedné zkumavky na kov a z druhé zkumavky na ruku: černá	Horní polovina bílá, dolní polovina černá s bílým okrajem	8 (bílá)		-
Nebezpečí třídy 9: Jiné nebezpečné látky a předměty						
9	-	Sedm svislých černých pruhů v horní polovině: černá	Bílý	9 podtržená (černá)		-
9A	-	Sedm svislých černých pruhů v horní polovině, skupina baterií, jedna poškozená se šlehajícím plamenem v dolní polovině: černá	Bílý	9 podtržená (černá)		-

## KAPITOLA 5.3

### OZNAČOVÁNÍ KONTEJNERŮ, KONTEJNERŮ PRO VOLNĚ LOŽENÉ LÁTKY, MEGC, MEMU, CISTERNOVÝCH KONTEJNERŮ, PŘEMÍSTITELNÝCH CISTEREN, VOZIDEL A ŽELEZNIČNÍCH VOZŮ VELKÝMI BEZPEČNOSTNÍMI ZNAČKAMI A NÁPISY

**POZNÁMKA 1:** K označování kontejnerů, kontejnerů pro volně ložené látky, MEGC, cisternových kontejnerů a přemístitelných cisteren nápisy a velkými bezpečnostními značkami pro přepravu v přepravním řetězci zahrnujícím námořní dopravu viz též 1.1.4.2.1. Jestliže se použijí ustanovení 1.1.4.2.1 (c), smí se použít pouze ustanovení 5.3.1.3 a 5.3.2.1.1 této kapitoly.

**POZNÁMKA 2:** V souladu se systémem GHS smí být výstražný symbol GHS, který není vyžadován dohodou ADN uveden pouze jako součást úplného označení GHS a ne samostatně (viz GHS 1.4.10.4.4).

#### 5.3.1 Označování velkými bezpečnostními značkami

##### 5.3.1.1 Všeobecná ustanovení

5.3.1.1.1 Pokud to vyžadují ustanovení tohoto oddílu, musí být velké bezpečnostní značky umístěny na vnější povrch kontejnerů, kontejnerů pro volně ložené látky, MEGC, MEMU, cisternových kontejnerů, přemístitelných cisteren, vozidel a železničních vozů. Velké bezpečnostní značky musí odpovídat bezpečnostním značkám požadovaným ve sloupci (5) a popřípadě sloupci (6) tabulky A kapitoly 3.2 pro nebezpečné věci obsažené v kontejneru, kontejneru pro volně ložené látky, MEGC, MEMU, cisternovém kontejneru, přemístitelné cisterně, vozidle nebo železničním voze a současně odpovídat specifikacím uvedeným v pododdílu 5.3.1.7. Velké bezpečnostní značky musí být umístěny na podkladu v kontrastní barvě, nebo musí být ohraničeny buď vytečkovanou, nebo plnou čarou. Velké bezpečnostní značky musí být odolné proti povětrnostním podmínkám a musí zaručovat trvanlivé označení po celou dobu přepravy.

5.3.1.1.2 Pro třídu 1 nemusí být na velkých bezpečnostních značkách uvedeny skupiny snášenlivosti, pokud vozidlo nebo železniční vůz nebo kontejner nebo zvláštní komory MEMU přepravují látky nebo předměty spadající do dvou nebo více skupin snášenlivosti. Vozidla nebo železniční vozy nebo kontejnery nebo zvláštní komory MEMU přepravující látky nebo předměty různých podtříd musí být označeny pouze velkými bezpečnostními značkami odpovídajícími vzoru nejnebezpečnější podtřídy v tomto pořadí:

1.1 (nejnebezpečnější), 1.5, 1.2, 1.3, 1.6, 1.4 (nejméně nebezpečné).

Jsou-li látky klasifikačního kódu 1.5 D přepravovány s látkami nebo předměty podtřídy 1.2, musí být vozidlo, železniční vůz nebo kontejner označeny velkou bezpečnostní značkou pro podtřídu 1.1.

Velké bezpečnostní značky se nevyžadují pro přepravu výbušných látek a předmětů podtřídy 1.4, skupiny snášenlivosti S.

5.3.1.1.3 Pro třídu 7 musí velká bezpečnostní značka pro hlavní nebezpečí odpovídat vzoru č. 7D popsanému v 5.3.1.7.2. Tato velká bezpečnostní značka se nevyžaduje pro vozidla, železniční vozy nebo kontejnery přepravující vyjmuté kusy a pro malé kontejnery.

Pokud je předepsáno pro třídu 7 umístění jak bezpečnostních značek, tak také velkých bezpečnostních značek na vozidla, železniční vozy, kontejnery, MEGC, cisternové kontejnery nebo přemístitelné cisterny, mohou být označeny zvětšenou bezpečnostní značkou odpovídající požadované bezpečnostní značce podle vzoru č. 7A, 7B nebo 7C namísto velké bezpečnostní značky podle vzoru č. 7D, aby se splnily oba účely. V tomto případě nesmějí být rozměry menší než 250 x 250 mm.

- 5.3.1.1.4 Pro třídu 9 musí velká bezpečnostní značka pro označování vozidel odpovídat vzoru bezpečnostní značky č. 9, jak je uvedeno v pododdlílu 5.2.2.2.2; Bezpečnostní značka podle vzoru č. 9A nesmí být použita pro účely označování vozidel.
- 5.3.1.1.5 Kontejnery, MEGC, MEMU, cisternové kontejnery, přemístitelné cisterny, vozidla nebo železniční vozy, které obsahují věci více tříd, nemusí být opatřeny velkou bezpečnostní značkou pro vedlejší nebezpečí, jestliže nebezpečí označené touto velkou bezpečnostní značkou je již uvedeno velkou bezpečnostní značkou pro hlavní nebo vedlejší nebezpečí.
- 5.3.1.1.6 Velké bezpečnostní značky, která se nevztahují na přepravované nebezpečné věci nebo jejich zbytky, musí být odstraněny nebo zakryty.
- 5.3.1.1.7 Jsou-li velké bezpečnostní značky připevněny na sklopných panelech, musí být konstruovány a zajištěny tak, aby se nemohly rozevřít nebo se uvolnit z držáku během přepravy (zejména jako výsledek rázů nebo neúmyslných činností).

**5.3.1.2 Umístění velkých bezpečnostních značek na kontejnery, kontejnery pro volně ložené látky, MEGC, cisternové kontejnery a přemístitelné cisterny**

**POZNÁMKA:** Tento pododdlíl se nevztahuje na výměnné nástavby, kromě cisternových výměnných nástavb přepravovaných na vozidlech s oranžovým označením uvedeným v 5.3.2.

Velké bezpečnostní značky se umísťují na obě podélné strany a na každý konec kontejneru, kontejneru pro volně ložené látky, MEGC, cisternového kontejneru nebo přemístitelné cisterny a na dvě protilehlé strany v případě flexibilních kontejnerů pro volně ložené látky.

Vícekomorový cisternový kontejner nebo vícekomorová přemístitelná cisterna, kterými se přepravují dvě nebo více nebezpečných látek, musí být opatřeny příslušnými velkými bezpečnostními značkami na obou bočních stranách příslušných komor a na obou koncích velkou bezpečnostní značkou každého vzoru, jímž jsou opatřeny jednotlivé komory na bocích. V případě, že všechny komory musí být označeny stejnými velkými bezpečnostními značkami, tyto velké bezpečnostní značky mohou být umístěny pouze jednou po obou stranách a na obou koncích cisternového kontejneru nebo přemístitelné cisterny.

**5.3.1.3 Umístění velkých bezpečnostních značek na vozidla a železniční vozy přepravující kontejnery, kontejnery pro volně ložené látky, MEGC, cisternové kontejnery a přemístitelné cisterny**

**POZNÁMKA:** Tento pododdlíl se nevztahuje na výměnné nástavby, kromě cisternových výměnných nástavb přepravovaných na vozidlech s oranžovým označením uvedeným v 5.3.2.

Pokud velké bezpečnostní značky umístěné na kontejnerech, kontejnerech pro volně ložené látky, MEGC, cisternových kontejnerech nebo na přemístitelných cisternách nejsou viditelné zvnějšku je přepravujících vozidel nebo železničních vozů, tytéž velké bezpečnostní značky musí být umístěny na obou bočních stranách a na zadní straně vozidla nebo železničního vozu. Jinak nemusí být na nosném vozidle nebo železničním voze žádná velká bezpečnostní značka.

**5.3.1.4 Umístění velkých bezpečnostních značek na vozidla a železniční vozy pro přepravu volně ložených látek, na cisternová vozidla, cisternové vozy, bateriová vozidla, bateriové vozy, MEMU, na vozidla a železniční vozy se snímatelnými cisternami**

- 5.3.1.4.1 Velké bezpečnostní značky musí být umístěny na obou bočních stranách a na zadní straně vozidla, nebo pro železniční vozy, na obou bočních stranách.

Pokud má cisternové vozidlo, cisternový vůz, snímatelná cisterna přepravovaná na vozidle nebo snímatelná cisterna přepravovaná na železničním voze více komor, kterými se přepravují dvě nebo více nebezpečných látek, musí být opatřeny příslušnými velkými bezpečnostními značkami na každé straně příslušné komory a (jen vozidla) na zadní straně vozidla velkou bezpečnostní značkou každého vzoru, jímž jsou opatřeny jednotlivé komory na bocích. V případě, že všechny komory musí být označeny stejnými velkými bezpečnostními značkami, tyto velké bezpečnostní značky mohou být umístěny pouze po jedné na každé boční straně a (jen vozidla) na zadní straně vozidla.

Pokud je požadováno více než jedna velká bezpečnostní značka na jednu a tutéž komoru, musí být tyto velké bezpečnostní značky umístěny bezprostředně vedle sebe.

**POZNÁMKA:** Pokud je cisternový návěs odpojen od svého tahače pro naložení na námořní nebo vnitrozemské plavidlo, velké bezpečnostní značky musí být umístěny též na přední straně návěsu.

5.3.1.4.2 MEMU s cisternami a kontejnery pro volně ložené látky musí být opatřeny velkými bezpečnostními značkami podle 5.3.1.4.1 pro látky, které obsahují. Pro cisterny o vnitřním objemu menším než 1 000 litrů smějí být velké bezpečnostní značky nahrazeny bezpečnostními značkami podle 5.2.2.2.

5.3.1.4.3 Na MEMU přepravujících kusy obsahující látky nebo předměty třídy 1 (kromě podtřídy 1.4, skupiny snášenlivosti S) musí být velké bezpečnostní značky umístěny na obou bočních stranách a na zadní straně MEMU.

Zvláštní komory pro výbušniny musí být označeny velkými bezpečnostními značkami podle ustanovení v 5.3.1.1.2. Poslední věta v 5.3.1.1.2 se nepoužije.

#### **5.3.1.5 Umístění velkých bezpečnostních značek na vozidla přepravující pouze kusy**

**POZNÁMKA:** Tento pododdíl se vztahuje též na vozidla nebo železniční vozy přepravující výměnné nástavby naložené kusy.

5.3.1.5.1 Na vozidlech přepravujících kusy obsahující látky nebo předměty třídy 1 (jiné než látky nebo předměty podtřídy 1.4, skupiny snášenlivosti S) musí být velké bezpečnostní značky umístěny na obou bočních stranách a na zadní straně vozidla.

5.3.1.5.2 Na vozidlech přepravujících radioaktivní látky třídy 7 v kusech nebo IBC (kromě vyjmutých kusů) musí být velké bezpečnostní značky umístěny na obou bočních stranách a na zadní straně vozidla.

**POZNÁMKA:** Jestliže je vozidlo přepravující kusy s nebezpečnými věcmi tříd jiných než tříd 1 a 7 naloženo na plavidlo pro přepravu podle ADN předcházející plavbě po moři, velké bezpečnostní značky musí být umístěny na obou bočních stranách a na zadní straně vozidla. Takové velké bezpečnostní značky mohou zůstat umístěny na vozidle pro přepravu podle ADN následující po plavbě po moři.

5.3.1.5.3 U železničních vozů přepravujících kusy musí být velké bezpečnostní značky odpovídající přepravovaným věcem umístěny na obou bočních stranách.

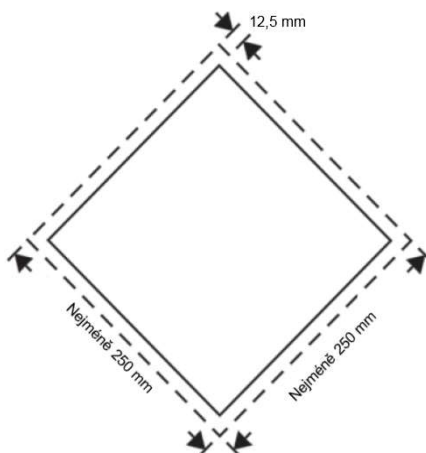
#### **5.3.1.6 Umístění velkých bezpečnostních značek na prázdná(é) cisternová vozidla, cisternové vozy, vozidla se snímatelnými cisternami, železniční vozy se snímatelnými cisternami, bateriová vozidla, bateriové vozy, MEGC, MEMU, cisternové kontejnery, přemístitelné cisterny a prázdná(é) vozidla, železniční vozy a kontejnery pro přepravu volně ložených látek**

5.3.1.6.1 Cisternová vozidla, cisternové vozy, vozidla se snímatelnými cisternami, železniční vozy se snímatelnými cisternami, bateriová vozidla, bateriové vozy, MEGC, MEMU, cisternové kontejnery a přemístitelné cisterny, vesměs prázdné, nevyčištěné a neodplynované, jakož i vozidla, železniční vozy a kontejnery pro přepravu volně ložených látek, prázdné a nevyčištěné, musí být označena(y) velkými bezpečnostními značkami vyžadovanými pro předchozí náklad.

#### **5.3.1.7 Specifikace velkých bezpečnostních značek**

5.3.1.7.1 Kromě velké bezpečnostní značky pro třídu 7 specifikované v 5.3.1.7.2 a značky pro látky ohrožující životní prostředí specifikované v 5.3.6.2, musí velká bezpečnostní značka odpovídat obrázku 5.3.1.7.1.

Obrázek 5.3.1.7.1




Velká bezpečnostní značka (kromě třídy 7)

Velká bezpečnostní značka musí mít tvar čtverce postaveného na vrchol pod úhlem 45° (tvar diamantu). Minimální rozměry musí být 250 x 250 mm (k okraji značky). Vnitřní čára značky musí být rovnoběžná s vnějším okrajem a musí od něj být vzdálena 12,5 mm. Symbol a vnitřní čára musí odpovídat barvě bezpečnostní značky pro příslušnou třídu nebo podtřídu nebezpečných věcí. Symbol/číslo třídy nebo podtřídy musí být umístěny a dimenzovány v rozměrech dle 5.2.2.2 pro odpovídající třídu nebo podtřídu příslušných nebezpečných věcí. Na velké bezpečnostní značce musí být číslo třídy nebo podtřídy (a pro věci třídy 1, písmeno skupiny snášenlivosti) příslušných nebezpečných věcí způsobem předepsaným v 5.2.2.2 pro odpovídající bezpečnostní značku, s výškou písma nejméně 25 mm. Tam, kde nejsou udány rozměry, musí všechny prvky proporčně odpovídat uvedenému obrázku.

## 5.3.1.7.2

Velká bezpečnostní značka pro třídu 7 nesmí být menší než 250 mm x 250 mm a černá čára, která probíhá paralelně s okrajem uvnitř, musí být od okraje ve vzdálenosti 5 mm; jinak musí velká bezpečnostní značka odpovídat níže uvedenému vyobrazení (vzor č. 7D). Číslice „7“ musí mít výšku nejméně 25 mm. Podkladová barva horní poloviny velké bezpečnostní značky musí být žlutá a spodní poloviny bílá, barva trojlístku a nápisu musí být černá. Použití výrazu „RADIOACTIVE“ ve spodní polovině je dobrovolné, aby bylo možno použít toto místo k uvedení příslušného UN čísla zásilky.

Velká bezpečnostní značka pro radioaktivní látky třídy 7



(č. 7 D)

Symbol (trojlístek): černý; Podklad: horní polovina žlutá s bílým okrajem, spodní polovina bílá; Ve spodní polovině musí být uvedeno slovo „RADIOACTIVE“ nebo alternativně, příslušné UN číslo a číslice „7“ v dolním rohu.



5.3.1.7.3 Pro cisterny s vnitřním objemem nejvýše 3 m<sup>3</sup> a pro malé kontejnery mohou být velké bezpečnostní značky nahrazeny bezpečnostními značkami odpovídajícími pododdílu 5.2.2.2. Nejsou-li tyto bezpečnostní značky zvnějšku nosného vozidla nebo železničního vozu viditelné, musí být na obou bočních stranách železničního vozu a na obou bočních stranách a na zadní straně vozidla umístěny také velké bezpečnostní značky podle 5.3.1.7.1.

5.3.1.7.4 Pro třídy 1 a 7, jsou-li rozměry a konstrukce vozidla takové, že disponibilní plocha povrchu je nedostačující pro umístění předepsaných velkých bezpečnostních značek, jejich rozměry mohou být zmenšeny až na 100 mm na každé straně. Rozměry velkých bezpečnostních značek pro železniční vozy směřují být zmenšeny na 150 mm x 150 mm. V tomto případě ostatní rozměry předepsané pro trojlístek, čáry, číslice a písmena neplatí.

## 5.3.2 Označování oranžovými tabulkami

### 5.3.2.1 Všeobecná ustanovení pro označování oranžovými tabulkami

5.3.2.1.1 Dopravní jednotky přepravující nebezpečné věci musí být opatřeny dvěma pravoúhlými oranžovými tabulkami odpovídajícími ustanovením v 5.3.2.2.1, umístěnými ve svislé rovině. Musí být umístěny jedna na přední a druhá na zadní straně dopravní jednotky, obě kolmo k podélné ose dopravní jednotky. Musí být zřetelně viditelné.

Je-li přípojné vozidlo obsahující nebezpečné věci během přepravy odpojeno od svého motorového vozidla, musí oranžová tabulka zůstat umístěna na zadní straně přípojného vozidla. Pokud jsou cisterny označeny podle 5.3.2.1.3, musí oranžová tabulka odpovídat nejvíce nebezpečné látce přepravované v cisterně.

5.3.2.1.2 Pokud je ve sloupci (20) tabulky A kapitoly 3.2 ADR uvedeno identifikační číslo nebezpečnosti, cisternová vozidla, bateriová vozidla nebo dopravní jednotky s jednou nebo více cisternami přepravující nebezpečné věci musí být kromě toho opatřeny na obou bočních stranách každé cisterny nebo každé komory cisterny nebo každého článku bateriových vozidel zřetelně viditelnými a rovnoběžně s podélnou osou vozidla umístěnými oranžovými tabulkami předepsanými v 5.3.2.1.1. Na těchto oranžových tabulkách musí být uvedeno identifikační číslo nebezpečnosti a UN číslo předepsané ve sloupcích (20), popřípadě (1) tabulky A kapitoly 3.2 ADR pro každou z látek přepravovaných v cisterně, v komoře cisterny nebo v článku bateriového vozidla.

Ustanovení tohoto odstavce se vztahují rovněž na cisternové vozy, bateriové vozy a železniční vozy s mobilními cisternami. V tomto posledním případě je identifikačním číslem nebezpečnosti, které je nutno použít, číslo, které je uvedeno ve sloupci (20) tabulky A kapitoly 3.2 RID. Pro MEMU se tyto požadavky vztahují jen na cisterny o vnitřním objemu 1000 litrů nebo větším a na kontejnery pro volně ložené látky.

5.3.2.1.3 Na cisternových vozidlech nebo dopravních jednotkách s jednou nebo více cisternami přepravujících látky UN čísel 1202, 1203 nebo 1223 nebo letecké palivo zařazené pod UN čísla 1268 nebo 1863, ale ne jinou nebezpečnou látku, oranžové tabulky předepsané v 5.3.2.1.2 nemusí být umístěny, jestliže je tabulkách umístěných vpředu a vzadu podle 5.3.2.1.1 uvedeno identifikační čísla nebezpečnosti a UN číslo předepsané pro nejnebezpečnější přepravovanou látku, tj. látku s nejnižším bodem vzplanutí.

5.3.2.1.4 Pokud je ve sloupci (20) tabulky A kapitoly 3.2 ADR uvedeno identifikační číslo nebezpečnosti, vozidla, kontejnery a kontejnery pro volně ložené látky přepravující nebalené tuhé látky nebo předměty nebo balenou radioaktivní látku s jediným UN číslem vyžadujícím přepravu za výlučného použití a žádné jiné nebezpečné věci, musí být kromě toho opatřeny na obou bočních stranách každého vozidla kontejneru nebo kontejneru pro volně ložené látky zřetelně viditelnými a rovnoběžně s podélnou osou vozidla umístěnými oranžovými tabulkami předepsanými v 5.3.2.1.1. Na těchto oranžových tabulkách musí být uvedeno identifikační číslo nebezpečnosti a UN číslo předepsané ve sloupcích (20), popřípadě (1) tabulky A kapitoly 3.2 ADR pro každou z látek ve volně loženém stavu nebo pro balenou radioaktivní látku, vyžaduje-li přepravu za výlučného použití, přepravovaných ve vozidle, v kontejneru nebo kontejneru pro volně ložené látky.

Ustanovení tohoto odstavce se vztahují rovněž na železniční vozy pro přepravu volně ložených látek a na vozové zásilky kusů obsahujících pouze jednu látku. V posledním případě musí být použito identifikační číslo nebezpečnosti uvedené ve sloupci (20) tabulky A kapitoly 3.2 RID.

5.3.2.1.5 Pokud oranžové tabulky předepsané v 5.3.2.1.2 a 5.3.2.1.4, umístěné na kontejnerech, kontejnerech pro volně ložené látky, cisternových kontejnerech, MEGC nebo na přemístitelných cisternách nejsou dobře viditelné zvnějšku je přepravujícího vozidla, musí být tyto tabulky umístěny na obou bočních stranách vozidla.

**POZNÁMKA:** Tento odstavec se nemusí použít pro označování oranžovými tabulkami, jde-li o uzavřená vozidla nebo vozidla s plachtou přepravující cisterny o nejvyšším vnitřním objemu 3000 litrů.

- 5.3.2.1.6 Pro dopravní jednotky přepravující pouze jednu nebezpečnou látku a žádnou látku, která není nebezpečná, nejsou oranžové tabulky předepsané v 5.3.2.1.2, 5.3.2.1.4 a 5.3.2.1.5 nezbytné, pokud je na oranžových tabulkách umístěných vpředu a vzadu podle 5.3.2.1.1 uvedeno identifikační číslo nebezpečnosti a UN číslo pro tuto látku předepsané ve sloupcích (20), popřípadě (1) tabulky A kapitoly 3.2 ADR.
- 5.3.2.1.7 Požadavky uvedené v 5.3.2.1.1 až 5.3.2.1.5 se vztahují také na nesnímatelné nebo snímatelné cisterny, bateriová vozidla, cisternové kontejnery, přemístitelné cisterny, MEGC, cisternové vozy, bateriové vozy a železniční vozy se snímatelnými cisternami, vesměs prázdné, nevyčištěné, neodplyněné nebo nedekontaminované, MEMU, nevyčištěné jakož i na vozidla a kontejnery pro přepravu volně ložených látek, vesměs prázdné, nevyčištěné nebo nedekontaminované.
- 5.3.2.1.8 Oranžové tabulky, které se nevztahují na přepravované nebezpečné věci nebo jejich zbytky, musí být odstraněny nebo zakryty. Pokud jsou oranžové tabulky zakryty, jejich kryty musí být celistvé a musí zůstat účinné po 15 minutách přímého působení ohně.

### 5.3.2.2 Specifikace oranžových tabulek

- 5.3.2.2.1 Oranžové tabulky musí být reflexivní a musí být 40 cm široké a 30 cm vysoké; musí mít černý okraj 15 mm široký. Použitý materiál musí být odolný proti povětrnosti a musí zaručovat trvanlivé označení. Tabulka se nesmí uvolnit ze svého držáku po 15 minutách přímého působení ohně. Musí zůstat upevněna bez ohledu na orientaci vozidla nebo železničního vozu. Tyto oranžové tabulky mohou být ve středu rozděleny vodorovnou černou čarou o tloušťce 15 mm.

Jestliže rozměry a konstrukce vozidla jsou takové, že disponibilní povrch je nedostačující pro umístění těchto oranžových tabulek, jejich rozměry mohou být zmenšeny na minimální šířku 300 mm, výšku 120 mm a šířku černého okraje 10 mm. V takovém případě smějí mít dvě oranžové tabulky popsané v 5.3.2.1.1 různé rozměry v předepsaných mezích.

V případě použití zmenšených oranžových tabulek pro balenou radioaktivní látku přepravovanou za výlučného použití se vyžaduje jen UN číslo a velikost číslic předepsaných v 5.3.2.2.2 smí být zmenšena na 65 mm výšky a 10 mm tloušťky čáry.

Pro železniční vozy je dovolena nereflexní barva.

Na kontejnerech přepravujících nebezpečné tuhé látky ve volně loženém stavu a na cisternových kontejnerech, MEGC a přemístitelných cisternách mohou být oranžové tabulky předepsané v 5.3.2.1.2, 5.3.2.1.4 a 5.3.2.1.5 nahrazeny samolepicí fólií, barevným nátěrem nebo jakýmkoli jiným rovnocenným způsobem.

Toto alternativní označení musí odpovídat specifikacím uvedeným v tomto pododdílu, s výjimkou ustanovení týkajících se odolnosti proti ohni uvedených v 5.3.2.2.1 a 5.3.2.2.2.

**POZNÁMKA:** Barva oranžových tabulek v podmínkách normálního užívání musí mít souřadnice barevnosti ležící uvnitř plochy diagramu barevnosti vytvořeného spojením následujících souřadnic:

Souřadnice barevnosti bodů v rozích plochy diagramu barevnosti				
X	0,52	0,52	0,578	0,618
Y	0,38	0,40	0,422	0,38

Koeficient jasu odrážející (reflexní) barvy:  $\beta > 0,12$ .

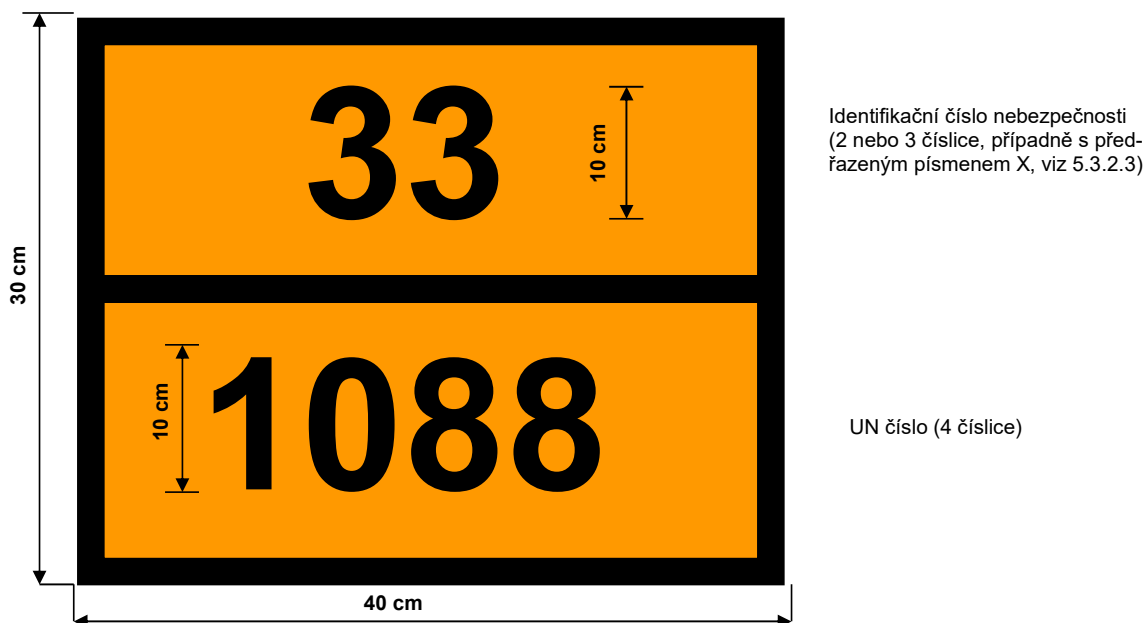
Koeficient jasu nereflexní barvy (železniční vozy):  $\beta \geq 0,22$ .

Vztažný střed E, standardní světelný zdroj C, normální dopad 45° pod zorným úhlem 0°.

Koeficient odrazové svítivosti při úhlu osvětlení 5° pod zorným úhlem 0,2°: nejméně 20 candel na lux a m<sup>2</sup> (nevyžaduje se pro železniční vozy).

5.3.2.2.2 Identifikační číslo nebezpečnosti a UN číslo sestávají z černých číslic o výšce 100 mm a tloušťce čáry 15 mm. Identifikační číslo nebezpečnosti musí být uvedeno v horní části tabulky a UN číslo v dolní části; obě čísla musí být od sebe oddělena vodorovnou černou čarou o tloušťce 15 mm, vedenou v polovině výšky tabulky od jednoho jejího okraje k druhému (viz 5.3.2.2.3). Identifikační číslo nebezpečnosti a UN číslo musí být nesmazatelná a musí zůstat čitelná po 15 minutách přímého působení ohně. Vyměnitelná čísla a písmena na tabulkách představující identifikační číslo nebezpečnosti a UN číslo musí zůstat na místě během přepravy a bez ohledu na orientaci železničního vozu nebo vozidla.

5.3.2.2.3 Příklad oranžové tabulky s identifikačním číslem nebezpečnosti a UN číslem



Podklad oranžový.

Okraj, vodorovná čára a číslice černé, tloušťka 15 mm.

5.3.2.2.4 Dovolené tolerance pro rozměry stanovené v tomto pododdílu jsou  $\pm 10\%$ .

5.3.2.2.5 Jsou-li oranžové tabulky připevněny na sklopných panelech, musí být konstruovány a zajištěny tak, aby se nemohly rozevřít nebo se uvolnit z držáku během přepravy (zejména jako výsledek rázů nebo neúmyslných činností).

### 5.3.2.3 Význam identifikačních čísel nebezpečnosti

5.3.2.3.1 Identifikační číslo nebezpečnosti sestává ze dvou nebo třech číslic. Obecně označují číslice tato nebezpečí:

- |   |   |
|---|---|
| 2 | Únik plynu tlakem nebo chemickou reakcí                           |
| 3 | Hořlavost kapalin (par) a plynů nebo kapalin schopných samoohřevu |
| 4 | Hořlavost tuhých látek nebo tuhých látek schopných samoohřevu     |
| 5 | Podpora hoření  |
| 6 | Toxicita nebo nebezpečí infekce                                   |
| 7 | Radioaktivita   |
| 8 | Žíravost  |
| 9 | Nebezpečí prudké samovolné reakce                                 |

**POZNÁMKA:** *Nebezpečí prudké samovolné reakce ve významu číslice 9 zahrnuje z povahy látky vyplývající možnost nebezpečí výbuchu, rozpadu nebo polymerační reakce za uvolňování značného tepla nebo hořlavých a/nebo toxických plynů.*

Zdvojení číslice označuje zvýšení příslušného nebezpečí.

Postačuje-li k označení nebezpečnosti látky jediná číslice, doplní se tato číslice na druhém místě nulou.

Následující kombinace číslic však mají zvláštní význam: 22, 323, 333, 362, 382, 423, 44, 446, 462, 482, 539, 606, 623, 642, 823, 842, 90 a 99 (viz 5.3.2.3.2 dále).

Pokud je před identifikačním číslem nebezpečnosti uvedeno písmeno „X“, znamená to, že látka reaguje nebezpečně s vodou. Pro takové látky smí být použita voda pouze po schválení znalci.

Pro látky třídy 1 se jako identifikační číslo nebezpečnosti použije klasifikační kód podle sloupce (3b) tabulky A kapitoly 3.2. Klasifikační kód sestává z:

- čísla podtřídy podle 2.2.1.1.5; a
- písmene skupiny snášenlivosti podle 2.2.1.1.6.

5.3.2.3.2 Identifikační čísla nebezpečnosti uvedená ve slupci (20) tabulky A kapitoly 3.2 ADR nebo RID mají tento význam:

20	dusivý plyn nebo plyn bez vedlejšího nebezpečí
22	hluboce zchlazený zkapalněný plyn; dusivý
223	hluboce zchlazený zkapalněný plyn, hořlavý
225	hluboce zchlazený zkapalněný plyn, podporující hoření
23	hořlavý plyn
238	hořlavý plyn, žíravý
239	hořlavý plyn, který může vyvolat samovolně prudkou reakci
25	plyn podporující hoření
26	toxický plyn
263	toxický plyn, hořlavý
265	toxický plyn, podporující hoření
268	toxický plyn, žíravý
28	žíravý plyn
285	žíravý plyn, podporující hoření
30	hořlavá kapalina (bod vzplanutí od 23 °C do 60 °C včetně) nebo hořlavá kapalina nebo tuhá látka v roztaveném stavu s bodem vzplanutí vyšším než 60 °C, ohřátá na teplotu rovnou nebo vyšší než její bod vzplanutí, nebo kapalina schopná samoohřevu
323	hořlavá kapalina reagující s vodou a vyvíjející hořlavé plyny
X323	hořlavá kapalina reagující nebezpečně s vodou a vyvíjející hořlavé plyny <sup>1</sup>
33	velmi hořlavá kapalina (bod vzplanutí pod 23 °C)
333	pyroforní kapalina
X333	pyroforní kapalina reagující nebezpečně s vodou <sup>1</sup>

<sup>1</sup> Voda nesmí být použita bez schválení znalci

- 336 velmi hořlavá kapalina, toxická
- 338 velmi hořlavá kapalina, žíravá
- X338 velmi hořlavá kapalina, žíravá, reagující nebezpečně s vodou<sup>1</sup>
- 339 velmi hořlavá kapalina, která může vyvolat samovolně prudkou reakci
- 36 hořlavá kapalina (bod vzplanutí od 23 °C do 60 °C včetně), slabě toxická nebo kapalina schopná samoohřevu, toxická
- 362 hořlavá kapalina, toxická, reagující s vodou, vyvíjející hořlavé plyny
- X362 hořlavá kapalina, toxická, reagující nebezpečně s vodou, vyvíjející hořlavé plyny<sup>21</sup>
- 368 hořlavá kapalina, toxická, žíravá
- 38 hořlavá kapalina (bod vzplanutí od 23 °C do 60 °C včetně), slabě žíravá, nebo kapalina schopná samoohřevu, žíravá
- 382 hořlavá kapalina, žíravá, reagující s vodou, vyvíjející hořlavé plyny
- X382 hořlavá kapalina, žíravá, reagující nebezpečně s vodou, vyvíjející hořlavé plyny<sup>1</sup>
- 39 hořlavá kapalina, která může vyvolat samovolně prudkou reakci
- 40 hořlavá tuhá látka nebo samovolně se rozkládající látka nebo látka schopná samoohřevu, nebo polymerizující látka
- 423 tuhá látka, reagující s vodou, vyvíjející hořlavé plyny nebo hořlavá tuhá látka, reagující s vodou, vyvíjející hořlavé plyny nebo tuhá látka schopná samoohřevu, reagující s vodou, vyvíjející hořlavé plyny
- X423 tuhá látka, reagující nebezpečně s vodou, vyvíjející hořlavé plyny nebo hořlavá tuhá látka, reagující nebezpečně s vodou, vyvíjející hořlavé plyny nebo tuhá látka schopná samoohřevu, reagující nebezpečně s vodou, vyvíjející hořlavé plyny<sup>1</sup>
- 43 samozápalná (pyroforní) tuhá látka
- X432 samozápalná (pyroforní) tuhá látka, reagující nebezpečně s vodou, vyvíjející hořlavé plyny<sup>1</sup>
- 44 hořlavá tuhá látka, která je při zvýšené teplotě v roztaveném stavu
- 446 hořlavá tuhá látka, toxická, která je při zvýšené teplotě v roztaveném stavu
- 46 hořlavá tuhá látka nebo tuhá látka schopná samoohřevu, toxická
- 462 toxická tuhá látka, reagující s vodou, vyvíjející hořlavé plyny
- X462 tuhá látka, nebezpečně reagující s vodou, vyvíjející toxické plyny<sup>1</sup>
- 48 hořlavá tuhá látka nebo tuhá látka schopná samoohřevu, žíravá
- 482 žíravá tuhá látka, reagující s vodou, vyvíjející hořlavé plyny
- X482 tuhá látka, nebezpečně reagující s vodou, vyvíjející hořlavé plyny<sup>1</sup>
- 50 látka podporující hoření
- 539 hořlavý organický peroxid
- 55 látka silně podporující hoření
- 556 látka silně podporující hoření, toxická
- 558 látka silně podporující hoření, žíravá
- 559 látka silně podporující hoření, která může vyvolat samovolně prudkou reakci

---

<sup>1</sup> Voda nesmí být použita bez schválení znalci

- 56 látka podporující hoření, toxická
- 568 látka podporující hoření, toxická, žíravá
- 58 látka podporující hoření, žíravá
- 59 látka podporující hoření, která může vyvolat samovolně prudkou reakci
- 60 toxická nebo slabě toxická látka
- 606 infekční látka
- 623 toxická kapalina, reagující s vodou, vyvíjející hořlavé plyny
- 63 toxická látka, hořlavá (bod vzplanutí od 23 °C do 60 °C včetně)
- 638 toxická látka, hořlavá (bod vzplanutí od 23 °C do 60 °C včetně), žíravá
- 639 toxická látka, hořlavá (s bodem vzplanutí nejvýše 60 °C), která může vyvolat samovolně prudkou reakci
- 64 toxická tuhá látka, hořlavá nebo schopná samoohřevu
- 642 toxická tuhá látka, reagující s vodou, vyvíjející hořlavé plyny
- 65 toxická látka, podporující hoření
- 66 velmi toxická látka
- 663 velmi toxická látka, hořlavá (s bodem vzplanutí nejvýše 60 °C)
- 664 velmi toxická tuhá látka, hořlavá nebo schopná samoohřevu
- 665 velmi toxická látka, podporující hoření
- 668 velmi toxická látka, žíravá
- X668 velmi toxická látka, žíravá, která reaguje nebezpečně s vodou<sup>1</sup>
- 669 velmi toxická látka, která může vyvolat samovolně prudkou reakci
- 68 toxická látka, žíravá
- 687 toxická látka, žíravá, radioaktivní
- 69 toxická nebo slabě toxická látka, která může vyvolat samovolně prudkou reakci
- 70 radioaktivní látka
- 768 radioaktivní látka, toxická, žíravá
- 78 radioaktivní látka, žíravá
- 80 žíravá nebo slabě žíravá látka
- X80 žíravá nebo slabě žíravá látka, která nebezpečně reaguje s vodou<sup>1</sup>
- 823 žíravá kapalina, reagující s vodou, vyvíjející hořlavé plyny
- 83 žíravá nebo slabě žíravá látka, hořlavá (bod vzplanutí od 23 °C do 60 °C včetně)
- X83 žíravá nebo slabě žíravá látka, hořlavá (bod vzplanutí od 23 °C do 60 °C včetně), nebezpečně reagující s vodou<sup>1</sup>
- 839 žíravá nebo slabě žíravá látka, hořlavá (bod vzplanutí od 23 °C do 60 °C včetně), která může vyvolat samovolně prudkou reakci
- X839 žíravá nebo slabě žíravá látka, hořlavá (bod vzplanutí od 23 °C do 60 °C včetně), která může vyvolat samovolně prudkou reakci a nebezpečně reagující s vodou<sup>1</sup>
- 84 žíravá tuhá látka, hořlavá nebo schopná samoohřevu

---

<sup>1</sup> Voda nesmí být použita bez schválení znalci.

- 842 žíravá tuhá látka, která reaguje s vodou, vyvíjející hořlavé plyny
- 85 žíravá nebo slabě žíravá látka, podporující hoření
- 856 žíravá nebo slabě žíravá látka, podporující hoření a toxická
- 86 žíravá nebo slabě žíravá látka, toxická
- 88 silně žíravá látka
- X88 silně žíravá látka, která nebezpečně reaguje s vodou<sup>1</sup>
- 883 silně žíravá látka, hořlavá (bod vzplanutí od 23 °C do 60 °C včetně)
- 884 silně žíravá tuhá látka, hořlavá nebo schopná samoohřevu
- 885 silně žíravá látka, podporující hoření
- 886 silně žíravá látka, toxická
- X886 silně žíravá látka, toxická, nebezpečně reagující s vodou<sup>31</sup>
- 89 žíravá nebo slabě žíravá látka, která může vyvolat samovolně prudkou reakci
- 90 látka ohrožující životní prostředí; jiné nebezpečné látky
- 99 jiné nebezpečné látky přepravované v zahřátém stavu.

### 5.3.3

#### Značka pro zahřáté látky

Cisternová vozidla, cisternové železniční vozy, cisternové kontejnery, přemístitelné cisterny, speciální vozidla, speciální železniční vozy nebo speciální kontejnery nebo speciálně vybavená vozidla, speciálně vybavené železniční vozy nebo speciálně vybavené kontejnery obsahující látku, která je přepravována nebo podávána k přepravě v kapalném stavu při teplotě 100 °C nebo vyšší nebo v pevném stavu při teplotě 240 °C nebo vyšší, musí být opatřeny na obou bočních stranách pro železniční vozy, na obou bočních stranách a na zadní straně pro vozidla a na obou bočních stranách a na obou koncích pro kontejnery, cisternové kontejnery a přemístitelné cisterny značkou uvedenou na obrázku 5.3.3.

Obrázek 5.3.3



Značka pro přepravu zahřátých látek

Značka musí mít tvar rovnostranného trojúhelníka. Barva značky musí být červená. Minimální rozměry stran musí být 250 mm. Tam, kde nejsou udány rozměry, musí všechny prvky proporčně odpovídat uvedenému obrázku. Pro cisternové kontejnery nebo přemístitelné cisterny s vnitřním objemem nejvýše 3 000 litrů, kde je disponibilní plocha povrchu nedostačující pro umístění předepsaných značek, mohou být minimální rozměry stran zmenšeny na 100 mm. Značka musí být odolná proti povětrnostním podmínkám a musí zaručovat trvanlivé označení po celou dobu přepravy.

<sup>1</sup> *Voda nesmí být použita bez schválení znalci*

### 5.3.4 Označování pro přepravu v přepravním řetězci zahrnujícím námořní dopravu

5.3.4.1 Pro přepravu v přepravním řetězci zahrnujícím námořní dopravu nemusí být kontejnery, přemístitelné cisterny a MEGC označeny oranžovými tabulkami podle oddílu 5.3.2, pokud mají označení předepsané v oddílu 5.3.2 IMDG Code, kde:

- (a) oficiální pojmenování pro přepravu obsahu je trvale vyznačeno alespoň na dvou stranách:
- přemístitelných cisteren a MEGC,
  - kontejnerů pro volně ložené látky,
  - kontejnerů obsahujících nebezpečné věci v kusech jen s jedinou látkou, pro kterou IMDG Code nevyžaduje velkou bezpečnostní značku nebo značku pro látky znečišťující moře;
- (b) UN číslo pro věc je uvedeno černými číslicemi o výšce nejméně 65 mm:
- buď na bílém podkladu v dolní polovině velkých bezpečnostních značek umístěných na nákladní dopravní jednotce;
  - nebo na oranžové pravoúhlé tabulce o výšce nejméně 120 mm a šířce nejméně 300 mm, s černým lemem o šířce 10 mm, která musí být umístěna bezprostředně vedle velkých bezpečnostních značek nebo značek pro látky znečišťující moře podle IMDG Code, nebo pokud není velká bezpečnostní značka nebo značka pro látky znečišťující moře předepsána, vedle oficiálního pojmenování pro přepravu.

**Příklad označení přemístitelné cisterny přepravující acetal, třídy 3, UN 1088 podle IMDG Code**

PRVNÍ VARIANTA



černý plamen na  
červeném podkladu

DRUHÁ VARIANTA



černý plamen na  
červeném podkladu



oranžový podklad,  
lem a číslice černé

5.3.4.2 Jestliže jsou přemístitelné cisterny, MEGC nebo kontejnery označené podle 5.3.4.1 přepravovány plavidlem naložené na vozidlech, vztahuje se na nosná vozidla pouze odstavec 5.3.2.1.1.

5.3.4.3 Navíc k velkým bezpečnostním značkám, oranžovým tabulkám a značkám předepsaným nebo dovoleným ADN mohou být nákladní dopravní jednotky opatřeny dodatečnými značkami (nápis), velkými bezpečnostními značkami a jiným označeními předepsanými, kde je to vhodné, podle IMDG Code, například značkou pro látky znečišťující moře nebo nápisem „LIMITED QUANTITIES“.



**5.3.5** (Vyhrazeno)

**5.3.6 Značka pro látky ohrožující životní prostředí**

5.3.6.1 Je-li podle ustanovení oddílu 5.3.1 vyžadováno umístění velké bezpečnostní značky, musí být kontejnery, kontejnery pro volně ložené látky, MEGC, cisternové kontejnery, přemístitelné cisterny a vozidla obsahující látky ohrožující životní prostředí splňující kritéria uvedená v 2.2.9.1.10 označeny značkou pro látky ohrožující životní prostředí vyobrazenou v 5.2.1.8.3. Nevztahuje se na výjimky uvedené v 5.2.1.8.1.

5.3.6.2 Značka pro látky ohrožující životní prostředí pro kontejnery, kontejnery pro volně ložené látky, MEGC, cisternové kontejnery, přemístitelné cisterny, železniční vozy a vozidla musí odpovídat popisu v 5.2.1.8.3 a Obrázku 5.2.1.8.3, kromě požadavků na rozměry, které musí být minimálně 250 x 250 mm. Pro cisternové kontejnery nebo přemístitelné cisterny s vnitřním objemem nejvýše 3 000 litrů, kde je disponibilní plocha povrchu nedostačující pro umístění předepsaných značek, mohou být minimální rozměry zmenšeny na 100 mm x 100 mm. Ostatní ustanovení oddílu 5.3.1 týkající se velkých bezpečnostních značek se vztahují s patřičnými změnami na tuto značku.

## KAPITOLA 5.4

### PRŮVODNÍ DOKLADY

#### 5.4.0 Všeobecně

5.4.0.1 Pokud není stanoveno jinak, musí být každá přeprava věcí podléhající ADN doprovázena doklady předepsanými v této kapitole, jak je to náležité.

**POZNÁMKA:** Seznam dokladů, které musí být na plavidle, viz 8.1.2.

5.4.0.2 Použití technik elektronického zpracování dat (EDP) nebo elektronické výměny dat (EDI) jako pomůcky nebo místo papírových dokladů je dovoleno, pokud tyto postupy používané pro sběr, uchovávání a zpracovávání elektronických dat splňují legislativní požadavky z hlediska průkaznosti a přístupnosti dat během přepravy způsobem nejméně rovnocenným s papírovými doklady.

5.4.0.3 Jsou-li informace o nebezpečných věcech poskytovány dopravci technikami EDP nebo EDI, musí být odesílatel schopen dodat tyto informace dopravci v papírové formě s údaji uvedenými v pořadí vyžadovaném touto kapitolou.

#### 5.4.1 Přepravní doklad pro nebezpečné věci a předepsané údaje

##### 5.4.1.1 Všeobecné údaje předepsané pro přepravní doklad

5.4.1.1.1 Všeobecné údaje předepsané pro přepravní doklad při přepravě ve volně loženém stavu nebo v kusech

Přepravní doklad(y) musí obsahovat dále uvedené údaje pro každou nebezpečnou látku, materiál nebo předmět podaný k přepravě:

- (a) UN číslo s předřazenými písmeny „UN“ nebo identifikační číslo látky;
- (b) oficiální pojmenování pro přepravu případně doplněné (viz 3.1.2.8.1) technickým názvem v závorkách (viz 3.1.2.8.1.1), jak je uvedeno v oddílu 3.1.2;
- (c) - pro látky a předměty třídy 1: klasifikační kód uvedený ve sloupci (3b) tabulky A kapitoly 3.2;  
  
Pokud jsou ve sloupci (5) tabulky A kapitoly 3.2 uvedena čísla vzorů bezpečnostních značek jiná než 1, 1.4, 1.5 a 1.6, musí být tato čísla vzorů bezpečnostních značek uvedena v závorkách za klasifikačním kódem;  
  
- pro radioaktivní látky třídy 7: číslo třídy „7“;  
  
**POZNÁMKA:** K radioaktivním látkám s vedlejšími nebezpečím viz též zvláštní ustanovení 172 v kapitole 3.3.  
  
- pro lithiové baterie UN čísel 3090, 3091, 3480 a 3481: číslo třídy „9“, „  
  
- pro jiné látky a předměty: čísla vzorů bezpečnostních značek uvedená ve sloupci (5) tabulky A kapitoly 3.2 nebo vyžadovaná podle zvláštního ustanovení uvedeného ve sloupci (6). Pokud je uvedeno více čísel vzorů bezpečnostních značek, čísla následující za prvním číslem musí být uvedena v závorkách. Pro látky a předměty, pro které nejsou ve sloupci (5) tabulky A kapitoly 3.2 uvedeny žádné vzory bezpečnostních značek, musí být místo nich uvedena jejich třída podle sloupce (3a);
- (d) kde je to stanoveno, obalová skupina pro látku, které mohou předcházet písmena „OS“ (např. „OS II“) nebo počáteční písmena odpovídající slovům „Obalová skupina“ v jazycích používaných podle 5.4.1.4.1;

**POZNÁMKA:** Pro radioaktivní látky třídy 7 s vedlejším nebezpečím, viz zvláštní ustanovení 172 (d) v kapitole 3.3.

- (e) počet a popis kusů, pokud je to aplikovatelné. UN kódy obalů smějí být použity pouze k doplnění popisu druhu kusu (např. jedna bedna (4G));

**POZNÁMKA:** Počet, druh a vnitřní objem každého vnitřního obalu ve vnějším obalu skupinového obalu není nutno uvádět.

- (f) celkové množství každé položky nebezpečných věcí označené různým UN číslem, oficiálním pojmenováním pro přepravu [jako objem nebo celková (brutto) hmotnost, nebo případně jako čistá (netto) hmotnost];

**POZNÁMKA:** Pro nebezpečné věci ve strojích nebo zařízeních specifikovaných v těchto Pravidlech musí být uvedené množství celkové množství nebezpečných věcí, které jsou v nich obsaženy, v kilogramech nebo litrech, jak je to náležité.

- (g) jméno a adresa odesilatele;
- (h) jméno a adresa příjemce(ů);
- (i) prohlášení vyžadované podmínkami případné zvláštní dohody.

Umístění a pořadí předepsaných údajů v přepravním dokladu je libovolné, kromě údajů uvedených výše pod písmeny (a), (b), (c) a (d), které musí být uvedeny v tom pořadí, v jakém jsou uváděny výše (tj. (a), (b), (c), (d)) s žádnými vloženými údaji, kromě dovolených podle ADN.

Příklady takových dovolených zápisů nebezpečných věcí jsou:

„UN 1098 ALLYLALKOHOL, 6.1 (3), I“ nebo  
„UN 1098 ALLYLALKOHOL, 6.1 (3), OS I“

Údaje vyžadované v přepravním dokladu musí být čitelné.

Ačkoli jsou velká písmena používána v kapitole 3.1 a v tabulce A kapitoly 3.2 pro uvedení údajů, které musí být součástí oficiálního pojmenování pro přepravu, a ačkoli jsou velká a malá písmena používána v této kapitole pro uvedení údajů požadovaných v přepravním dokladu, je použití velkých a malých písmen pro uvedení údajů v přepravním dokladu libovolné.

#### 5.4.1.1.2

Všeobecné údaje předepsané pro přepravní doklad při přepravě v tankových pravidlech

Přepravní doklad(y) musí obsahovat dále uvedené údaje pro každou nebezpečnou látku nebo předmět podaný k přepravě:

- (a) UN číslo s předřazenými písmeny „UN“ nebo identifikační číslo látky;
- (b) oficiální pojmenování pro přepravu uvedené ve sloupci (2) tabulky C kapitoly 3.2, případně doplněné technickým názvem v závorkách;
- (c) údaje uvedené ve sloupci (5) tabulky C kapitoly 3.2. Je-li v ní uvedeno více než jen jedno číslo, musí být čísla za prvním číslem uvedena v závorkách. Pro látky jmenovitě neuvedené v tabulce C (přiřazené pod druhovou položku nebo J.N. položku, a pro které je použitelný postupový diagram v 3.2.3.3) musí být uvedeny pouze příslušné nebezpečné vlastnosti látky.
- (d) kde je to stanoveno, obalová skupina pro látku, které mohou předcházet písmena „OS“ (např. „OS II“) nebo počáteční písmena odpovídající slovům „Obalová skupina“ v jazycích používaných podle 5.4.1.4.1;
- (e) hmotnost v tunách;
- (f) jméno a adresa odesilatele;
- (g) jméno a adresa příjemce(ů).

Umístění a pořadí předepsaných údajů v přepravním dokladu je libovolné, kromě údajů uvedených výše pod písmeny (a), (b), (c) a (d), které musí být uvedeny v tom pořadí, v jakém

jsou uváděny výše (tj. (a), (b), (c), (d)) s žádnými vloženými údaji, kromě dovolených podle ADN.

Příklady takových dovolených zápisů nebezpečných věcí jsou:

**„UN 1203 BENZÍN, 3 (N2, CMR, F), II“** nebo  
**„UN 1203, BENZÍN, 3 (N2, CMR, F), OS II“**

Údaje vyžadované v přepravním dokladu musí být čitelné.

Ačkoli jsou velká písmena používána v kapitole 3.1 a v tabulce C kapitoly 3.2 pro uvedení údajů, které musí být součástí oficiálního pojmenování pro přepravu, a ačkoli jsou velká a malá písmena používána v této kapitole pro uvedení údajů požadovaných v přepravním dokladu, je použití velkých a malých písmen pro uvedení údajů v přepravním dokladu libovolné.

#### 5.4.1.1.3 Zvláštní ustanovení pro odpady

Jsou-li přepravovány odpady obsahující nebezpečné látky (kromě radioaktivních odpadů), musí být před oficiálním pojmenováním pro přepravu uvedeno slovo „**ODPAD**“, pokud toto slovo není již částí oficiálního pojmenování pro přepravu, např.

**„UN 1230 ODPAD METHANOL, 3 (6.1), II,“** nebo  
**„UN 1230 ODPAD METHANOL, 3 (6.1), OS II** nebo  
**„UN 1993 ODPAD LÁTKA HOŘLAVÁ, KAPALNÁ, J.N., (toluen a ethylalkohol), 3, II,“** nebo  
**„UN 1993 ODPAD LÁTKA HOŘLAVÁ, KAPALNÁ, J.N., (toluen a ethylalkohol), 3, OS II“**.

Je-li použito ustanovení pro odpady uvedené v 2.1.3.5.5, musí se za popis nebezpečných věcí vyžadovaný v 5.4.1.1.1 (a) až (d) a (k) doplnit:

„ODPAD PODLE 2.1.3.5.5“ (např. „UN 3264 LÁTKA ŽÍRAVÁ, KAPALNÁ, KYSELÁ, ANORGANICKÁ, J.N., 8, II ODPAD PODLE 2.1.3.5.5“).

Technický název, jak je předepsán v kapitole 3.3 zvláštním ustanovením 274, nemusí být doplněn.

#### 5.4.1.1.4 (Vypuštěno)

#### 5.4.1.1.5 *Zvláštní ustanovení pro záchranné obaly, včetně velkých záchranných obalů a záchranné tlakové nádoby*

Jsou-li nebezpečné věci přepravovány v záchranném obalu, včetně velkého záchranného obalu, nebo v záchranné tlakové nádobě, musí být v přepravním dokladu za popisem věcí uvedena slova „**ZÁCHRANNÝ OBAL**“ nebo „**ZÁCHRANNÁ TLAKOVÁ NÁDOBA**“.

#### 5.4.1.1.6 *Zvláštní ustanovení pro prázdné nevyčištěné obalové, přepravní, dopravní prostředky a pro prázdné nevyčištěné nákladní tanky tankových plavidel*

##### 5.4.1.1.6.1 Pro prázdné nevyčištěné obalové, přepravní a dopravní prostředky, které obsahují zbytky nebezpečných věcí jiných tříd než třídy 7, musí mít před nebo za popisem nebezpečných věcí stanoveným v 5.4.1.1.1 (a) až (d), uvedena slova „PRÁZDNÝ, NEVYČIŠTĚNÝ“ nebo „ZBYTEK, POSLEDNÍ OBSAH“. Kromě toho 5.4.1.1.1 (f) neplatí.

##### 5.4.1.1.6.2 Zvláštní ustanovení 5.4.1.1.6.1 může být nahrazeno ustanoveními v 5.4.1.1.6.2.1, 5.4.1.1.6.2.2 nebo popřípadě 5.4.1.1.6.2.3.

##### 5.4.1.1.6.2.1 Pro prázdné nevyčištěné obaly, které obsahují zbytky nebezpečných věcí jiných tříd než třídy 7, včetně prázdných nevyčištěných nádob na plyny s vnitřním objemem nejvýše 1000 litrů, jsou údaje podle odstavce 5.4.1.1.1 (a), (b), (c), (d), (e) a (f) nahrazeny zápisem „PRÁZDNÝ OBAL“, „PRÁZDNÁ NÁDOBA“, „PRÁZDNÁ IBC“ nebo popřípadě „PRÁZDNÝ VELKÝ OBAL“, následovaným údajem o posledně naložených nebezpečných věcech, jak je předepsáno v 5.4.1.1.1 (c).

Viz například:

**„PRÁZDNÝ OBAL, 6.1 (3)“.**

Kromě toho mohou být:

- (a) v případě, že jsou posledními naloženými věcmi věci třídy 2, informace předepsané v odstavci 5.4.1.1.1 (c) nahrazeny číslem třídy „2“.
- (b) v případě, že jsou posledními naloženými věcmi věci tříd 3, 4.1, 4.2, 4.3, 5.1, 5.2, 6.1, 8 nebo 9, informace o naposledy naložených věcech, jak je předepsáno v 5.4.1.1.1 (c) nahrazeny slovy „SE ZBYTKY [...]“ následované třídou(ami) a vedlejším(i) nebezpečím(i) odpovídající různým zbytkům, v pořadí číslování tříd.

Příklad: Prázdné nevyčištěné obaly, které obsahovaly látky třídy 3 přepravované společně s prázdnými nevyčištěnými obaly, které obsahovaly látky třídy 8 s vedlejším nebezpečím látek třídy 6.1, mohou být uvedeny v přepravním dokladu jako:

„PRÁZDNÉ OBALY, SE ZBYTKY 3, 6.1, 8“.

- 5.4.1.1.6.2.2 Pro prázdné nevyčištěné přepravní a dopravní prostředky jiné než obaly, které obsahují zbytky nebezpečných věcí jiných tříd než třídy 7, a pro prázdné nevyčištěné nádoby na plyny s vnitřním objemem větším než 1000 litrů je před údajem podle 5.4.1.1.1 (a) až (d) předřazen zápis „PRÁZDNÝ CISTERNOVÝ VŮZ“, „PRÁZDNÉ CISTERNOVÉ VOZIDLO“, „PRÁZDNÁ SNÍMATELNÁ CISTERNA“, „PRÁZDNÝ CISTERNOVÝ KONTEJNER“, „PRÁZDNÁ PŘEMÍSTITELNÁ CISTERNA“, „PRÁZDNÝ BATERIOVÝ VŮZ“, „PRÁZDNÉ BATERIOVÉ VOZIDLO“, „PRÁZDNÝ MEGC“, „PRÁZDNÝ VŮZ“, „PRÁZDNÉ VOZIDLO“, „PRÁZDNÝ KONTEJNER“ nebo „PRÁZDNÁ NÁDOBA“, následovaný slovy „POSLEDNÍ NÁKLAD“. Kromě toho odstavec 5.4.1.1.1 (f) neplatí

Viz například:

**„PRÁZDNÝ CISTERNOVÝ KONTEJNER, POSLEDNÍ NÁKLAD: UN 1098 ALLYLALKOHOL, 6.1 (3), I“** nebo  
**„PRÁZDNÝ CISTERNOVÝ KONTEJNER, POSLEDNÍ NÁKLAD: UN 1098 ALLYLALKOHOL, 6.1 (3), OS I“.**

- 5.4.1.1.6.2.3 Jestliže se prázdné nevyčištěné obaly, přepravní nebo dopravní prostředky, které obsahují zbytky nebezpečných věcí jiných tříd než třídy 7, vracejí odeslateli, mohou se použít také přepravní doklady vystavené pro přepravu s nákladem těchto nebezpečných věcí. V takových případech je třeba údaj o množství odstranit (jeho vymazáním, škrtnutím nebo jiným způsobem) a nahradit jej slovy „PRÁZDNÝ, NEVYČIŠTĚNÝ ZPĚT“.

- 5.4.1.1.6.3 (a) Jsou-li prázdné nevyčištěné cisterny, bateriová vozidla, bateriové železniční vozy a MEGC přepravovány do nejbližšího místa, kde může být provedeno vyčištění nebo oprava podle ustanovení uvedených v 4.3.2.4.3 ADR nebo RID, musí být v přepravním dokladu uveden tento dodatečný zápis: **„Přeprava podle 4.3.2.4.3 ADR (nebo RID)“**.

- (b) Jsou-li prázdná nevyčištěná vozidla, železniční vozy a kontejnery přepravovány do nejbližšího místa, kde může být provedeno vyčištění nebo oprava podle ustanovení uvedených v 7.5.8.1 ADR nebo RID, musí být v přepravním dokladu uveden tento dodatečný zápis: **„Přeprava podle 7.5.8.1 ADR (nebo RID)“**.

- 5.4.1.1.6.4 Pro přepravu cisternových železničních vozů, nesnímatelných cisteren (cisternových vozidel), železničních vozů se snímatelnými cisternami, vozidel se snímatelnými cisternami, bateriových železničních vozů, bateriových vozidel, cisternových kontejnerů a MEGC za podmínek uvedených v 4.3.2.4.4 ADR nebo RID musí být v přepravním dokladu uveden tento zápis: „Přeprava podle 4.3.2.4.4 ADR (nebo RID)“, jak je to náležité.

- 5.4.1.1.6.5 Pro tanková plavidla s prázdnými nákladními tanky nebo nákladními tanky, které byly vyprázdněny, se pro účely požadovaných přepravních dokladů považuje velitel plavidla za odesílatele. V tomto případě musí být v přepravním dokladu uvedeny pro každý prázdný nákladní tank nebo nákladní tank, který byl vyprázdněn, tyto údaje:

- (a) číslo nákladního tanku;
- (b) UN číslo s předřazenými písmeny „UN“ nebo identifikační číslo látky;

- (c) oficiální pojmenování pro přepravu poslední přepravované látky, třída a popřípadě obalová skupina podle 5.4.1.1.2.

5.4.1.1.7 *Zvláštní ustanovení pro přepravu v přepravním řetězci s námořní, silniční, železniční nebo leteckou dopravou*

Při přepravě podle 1.1.4.2.1 musí být v přepravním dokladu uveden tento zápis: „**Přeprava podle 1.1.4.2.1**“.

5.4.1.1.8 *(Vyhrazeno)*

5.4.1.1.9 *(Vyhrazeno)*

5.4.1.1.10 *(Vypuštěno)*

5.4.1.1.11 Zvláštní ustanovení pro přepravu IBC, cisteren, bateriových vozidel, přemístitelných cisteren a MEGC po uplynutí data platnosti poslední periodické zkoušky nebo inspekce

Pro přepravu podle 4.1.2.2 (b), 4.3.2.3.7 (b), 6.7.2.19.6 (b), 6.7.3.15.6 (b) nebo 6.7.4.14.6 (b) ADR (nebo RID) musí být v tomto smyslu uveden v přepravním dokladu tento zápis:

„PŘEPRAVA PODLE 4.1.2.2 (b) ADR (nebo RID)“,  
 „PŘEPRAVA PODLE 4.3.2.3.7 (b) ADR (nebo RID)“,  
 „PŘEPRAVA PODLE 6.7.2.19.6 (b) ADR (nebo RID)“,  
 „PŘEPRAVA PODLE 6.7.3.15.6 (b) ADR (nebo RID)“, nebo  
 „PŘEPRAVA PODLE 6.7.4.14.6 (b) ADR (nebo RID)“, jak je to náležité.

5.4.1.1.12 *(Vyhrazeno)*

5.4.1.1.13 *(Vyhrazeno)*

5.4.1.1.14 *Zvláštní ustanovení pro přepravu zahřátých látek*

Pokud oficiální pojmenování pro přepravu látky, která je přepravována nebo předávána k přepravě v kapalném stavu při teplotě rovné nebo vyšší než 100 °C, nebo v tuhém stavu při teplotě rovné nebo vyšší než 240 °C, neobsahuje podmínku zvýšené teploty (např. použitím termínu „**ROZTAVENÁ**“ nebo „**V ZAHŘÁTÉM STAVU**“ jako součásti oficiálního pojmenování pro přepravu), musí být slovo „**ZAHŘÁTÁ**“ uvedeno bezprostředně před oficiálním pojmenováním pro přepravu.

5.4.1.1.15 *Zvláštní ustanovení pro přepravu látek stabilizovaných řízením teploty*

Pokud je slovo „STABILIZOVANÁ“ součástí oficiálního pojmenování pro přepravu (viz též 3.1.2.6), je-li stabilizace dosažena řízenou teplotou, musí být řízená teplota a kritická teplota (viz 7.1.7) uvedeny v přepravním dokladu takto:

„**Řízená teplota: ..... °C    Kritická teplota: ..... °C**“

5.4.1.1.16 *Informace vyžadované podle zvláštního ustanovení 640 v kapitole 3.3*

Pokud je to vyžadováno zvláštním ustanovením 640 kapitoly 3.3, musí být v přepravním dokladu uveden zápis „**Zvláštní ustanovení 640X**“, kde „X“ je velké písmeno uvedené za příslušným odkazem na zvláštní ustanovení 640 ve sloupci (6) tabulky A kapitoly 3.2.

5.4.1.1.17 *Zvláštní ustanovení pro přepravu tuhých látek v kontejnerech pro volně ložené látky odpovídajících oddílu 6.11.4 ADR*

Jestliže jsou tuhé látky přepravovány v kontejnerech pro volně ložené látky odpovídajících oddílu 6.11.4, musí být v přepravním dokladu uveden tento zápis (viz POZNÁMKA na začátku oddílu 6.11.4 ADR):

“Kontejner pro volně ložené látky BK(x)<sup>1</sup> schválený příslušným orgánem .....”

<sup>1</sup> (x) musí být nahrazeno číslem „1“ nebo „2“, jak je to vhodné.

**5.4.1.1.18 Zvláštní ustanovení pro přepravu látek ohrožujících životní prostředí (vodní prostředí)**

Jestliže látka spadající do jedné ze tříd 1 až 9 splňuje kritéria uvedená v 2.2.9.1.10, musí být v přepravním dokladu uveden doplňkový zápis „OHROŽUJÍCÍ ŽIVOTNÍ PROSTŘEDÍ“ nebo „LÁTKA ZNEČIŠŤUJÍCÍ MOŘE/OHROŽUJÍCÍ ŽIVOTNÍ PROSTŘEDÍ“. Tento dodatečný požadavek se nevztahuje na UN čísla 3077 a 3082 a na výjimky uvedené v 5.2.1.8.1.

Zápis „MARINE POLLUTANT“ („LÁTKA ZNEČIŠŤUJÍCÍ MOŘE“) (podle 5.4.1.4.3 IMDG Codu) je dovolen pro přepravu v přepravním řetězci zahrnujícím námořní dopravu.

**5.4.1.1.19 Zvláštní ustanovení pro přepravu vyřazených, prázdných, nevyčištěných obalů (UN 3059)**

Pro vyřazené, prázdné, nevyčištěné obaly musí být oficiální pojmenování pro přepravu uvedené v 5.4.1.1.1 (b) doplněno slovy „(SE ZBYTKY [...])“ následované uvedením tříd(y) a vedlejšího(ch) nebezpečí odpovídajících zbytkům v pořadí tříd. Kromě toho se nepoužije 5.4.1.1.1 (f).

Příklad: Pro vyřazené, prázdné, nevyčištěné obaly, které obsahovaly věci třídy 4.1 zabalené společně s vyřazenými, prázdnými, nevyčištěnými obaly, které obsahovaly látky třídy 3 s vedlejším nebezpečím třídy 6.1, bude v přepravním dokladu uvedeno:

**„UN 3509 OBALY, VYŘAZENÉ, PRAZDNÉ, NEVYČIŠTĚNÉ (SE ZBYTKY 3, 4.1 a 6.1), 9“.**

**5.4.1.1.20 Zvláštní ustanovení pro přepravu látek klasifikovaných v souladu s pododdílem 2.1.2.8**

Pro přepravu v souladu s 2.1.2.8 musí být v přepravním dokladu uveden tento zápis „Klasifikováno v souladu s 2.1.2.8.“

**5.4.1.1.21 Zvláštní ustanovení pro přepravu UN čísel 3528, 3529 a 3530**

Pokud je to vyžadováno podle zvláštního ustanovení 363 kapitoly 3.3, musí přepravní doklad v případě přepravy UN čísel 3528, 3529 a 3530 obsahovat následující dodatečný zápis „Přeprava podle zvláštního ustanovení 363“.

**5.4.1.1.22 Zvláštní ustanovení pro přepravu v kalových plavidlech a zásobovacích plavidlech**

Ustanovení 5.4.1.1.2 a 5.4.1.1.6.5 se nevztahují na kalová plavidla a zásobovací plavidla.

**5.4.1.2 Dodatečné nebo zvláštní údaje vyžadované pro určité třídy****5.4.1.2.1 Zvláštní ustanovení pro třídu 1**

(a) V přepravním dokladu musí být, dodatečně k požadavkům uvedeným v 5.4.1.1.1 (f), uvedeno:

- celková čistá hmotnost výbušného obsahu<sup>2</sup> pro každou látku nebo předmět označené svým UN číslem, v kg;
- celková čistá hmotnost výbušného obsahu<sup>2</sup> všech látek a předmětů uvedených v přepravním dokladu, v kg.

(b) Pro společné balení dvou různých věcí musí popis věcí v přepravním dokladu obsahovat UN čísla a oficiální pojmenování vytištěná velkými písmeny ve sloupcích (1) a (2) tabulky A kapitoly 3.2 obou látek nebo předmětů. Jestliže jsou obsaženy v jednom kusu více než dvě různé věci v souladu se zvláštními ustanoveními MP1, MP2 a MP20 až MP24 uvedenými v ustanoveních o společném balení v oddílu 4.1.10 ADR, musí být v přepravním dokladu uvedena v popise věcí UN čísla všech látek a předmětů obsažených v kusu touto formou „**Věci UN čísel** ...“.

(c) Při přepravě látek a předmětů přiřazených k j.n. položce nebo k položce „0190 VZORKY, VÝBUŠNÉ“, nebo balených podle pokynu pro balení P101 uvedeného v 4.1.4.1 ADR musí být připojena k přepravnímu dokladu kopie schválení příslušného orgánu s podmínkami pro přepravu. Musí být v úředním jazyce odesílající země a též, jestliže tento jazyk není angličtina, francouzština nebo němčina, v angličtině, francouzštině nebo němčině, pokud případné dohody uzavřené mezi státy zainteresovanými na přepravě nestanoví jinak.

(d) Pokud jsou kusy obsahující látky a předměty skupin snášenlivosti B a D naloženy společně do jednoho vozidla nebo železničního vozu podle požadavků uvedených v 7.5.2.2 ADR nebo RID,

<sup>2</sup> Pro předměty se pojmem „výbušný obsah“ rozumí výbušná látka obsažená v předmětu.

musí být k přepravnímu dokladu připojeno osvědčení o schválení ochranné komory nebo kontejmentového systému podle 7.5.2.2 poznámky <sup>a</sup> pod tabulkou ADR nebo RID. Musí být vystaveno v úředním jazyce odesílající země a též, pokud tímto jazykem není angličtina, francouzština nebo němčina, v angličtině, francouzštině nebo němčině, pokud případné dohody uzavřené mezi zeměmi zainteresovanými na přepravě nestanoví jinak.

- (e) Pokud jsou výbušné látky nebo předměty přepravovány v obalech podle pokynu pro balení P101 ADR, musí být v přepravním dokladu uveden zápis „**Obal schválen příslušným orgánem**.....“ (viz 4.1.1.1, pokyn pro balení P101).
- (f) (Vyhrazeno)
- (g) Pokud jsou přepravovány výrobky zábavné pyrotechniky UN čísel 0333, 0334, 0335, 0336 a 0337, v přepravním dokladu musí být uveden zápis:

„Klasifikace zábavné pyrotechniky příslušným orgánem XX s osvědčením zábavné pyrotechniky XX/YYZZZZ“.

Osvědčení o schválení klasifikace nemusí doprovázet zásilku, ale odesílatel musí být schopen je poskytnout dopravci nebo příslušnému orgánu ke kontrolním účelům. Osvědčení o schválení klasifikace nebo jeho kopie musí být v oficiálním jazyce země odeslání, a pokud tímto jazykem není němčina, angličtina nebo francouzština, též v němčině, angličtině nebo francouzštině.

**POZNÁMKA 1:** V přepravním dokladu může být uveden obchodní nebo technický název věci dodatečně k oficiálnímu pojmenování pro přepravu.

**POZNÁMKA 2:** Číslo osvědčení o klasifikaci musí sestávat ze smluvní strany ADN, v níž byl schválen klasifikační kód podle zvláštního ustanovení 645 oddílu 3.3.1, uvedené rozlišovací značkou používanou na vozidlech v mezinárodním silničním provozu (XX)<sup>3</sup>, z identifikace příslušného orgánu (YY) a z jediného sériového čísla jednacího (ZZZZ). Příklady takových čísel osvědčení o klasifikaci jsou:

GB/HSE123456  
D/BAM1234.

#### 5.4.1.2.2 *Dodatečná ustanovení pro třídu 2*

- (a) Při přepravě směsí (viz 2.2.2.1.1) v cisternách (snímatelných cisternách, nesnímatelných cisternách, cisternových železničních vozech, přemístitelných cisternách, cisternových kontejnerech nebo člancích bateriových vozidel nebo bateriových vozů nebo MEGC), musí být uvedeno složení směsi v % obj. nebo % hm. Složky o obsahu nižším než 1 % nemusí být uváděny (viz též 3.1.2.8.1.2). Složení směsi nemusí být uvedeno, jsou-li použity jako doplněk k oficiálnímu pojmenování pro přepravu technické názvy dovolené podle zvláštních ustanovení 581, 582 nebo 583;
- (b) Při přepravě lahví, trubkových nádob, tlakových sudů, kryogenních nádob a svazků lahví podle podmínek uvedených v 4.1.6.10 ADR, musí být v přepravním dokladu uveden tento zápis: „**Přeprava podle 4.1.6.10 ADR**“.
- (c) Vyhrazeno
- (d) V případě cisternových kontejnerů pro přepravu hluboce zchladených zkapalněných plynů musí odesílatel uvést do přepravního dokladu datum, ke kterému skončí skutečná doba naplnění, v následujícím formátu:

„Konec údržné doby: ..... (DD/MM/RRRR)“.

#### 5.4.1.2.3 *Dodatečná ustanovení pro samovolně se rozkládající látky a polymerizující látky třídy 4.1 a organické peroxidy třídy 5.2*

##### 5.4.1.2.3.1 Při přepravě samovolně se rozkládajících látek nebo polymerizujících látek třídy 4.1 a organických peroxidů třídy 5.2, které vyžadují řízení teploty během přepravy (pro samovolně se rozkládající látky

<sup>3</sup> Rozlišovací značka státu registrace používaná na motorových a přípojných vozidlech v mezinárodním silničním provozu, např. podle Ženevské úmluvy o silničním provozu z roku 1949 nebo Vídeňské úmluvy o silničním provozu z roku 1968.



viz 2.2.41.1.17; pro organické peroxidy viz 2.2.52.1.15, pro polymerizující látky viz 2.2.41.1.21), musí být v přepravním dokladu uvedeny řízená teplota a kritická teplota takto:

„Řízená teplota: ..... °C“

„Kritická teplota: ..... °C“.

5.4.1.2.3.2 Pokud pro určité samovolně se rozkládající látky třídy 4.1 a určité organické peroxidy třídy 5.2 příslušný orgán povolil, aby nebyla použita bezpečnostní značka podle vzoru č. 1 pro zvláštní obal (viz 5.2.2.1.9), musí o tom být v přepravním dokladu uveden tento zápis: „**Bezpečnostní značka podle vzoru č. 1 není vyžadována**“.

5.4.1.2.3.3 Pokud jsou organické peroxidy a samovolně se rozkládající látky přepravovány za podmínek, kdy se vyžaduje schválení (pro organické peroxidy viz 2.2.52.1.8, 4.1.7.2.2 a zvláštní ustanovení TA2 uvedené v 6.8.4 ADR; pro samovolně se rozkládající látky viz 2.2.41.1.13 a 4.1.7.2.2 ADR), v přepravním dokladu o tom musí být uvedena poznámka, např. „**Přeprava podle 2.2.52.1.8**“. Musí být vystaveno v úředním jazyce odesílající země a též, pokud tímto jazykem není angličtina, francouzština nebo němčina, v angličtině, francouzštině nebo němčině, pokud případné dohody uzavřené mezi zeměmi zainteresovanými na přepravě nestanoví jinak.

K přepravnímu dokladu musí být připojena kopie schválení příslušného orgánu s podmínkami pro přepravu.

5.4.1.2.3.4 Pokud je přepravován vzorek organického peroxidu (viz 2.2.52.1.9) nebo samovolně se rozkládající látky (viz 2.2.41.1.15), v přepravním dokladu o tom musí být uvedena poznámka, např. „**Přeprava podle 2.2.52.1.9**“.

5.4.1.2.3.5 Pokud jsou přepravovány samovolně se rozkládající látky typu G (viz Příručka zkoušek a kritérií, část II, odst. 20.4.2 (g)), v přepravním dokladu o tom musí být uvedena poznámka: „**Není látkou samovolně se rozkládající třídy 4.1**“.

Pokud jsou přepravovány organické peroxidy typu G (viz Příručka zkoušek a kritérií, část II, odst. 20.4.3 (g)), v přepravním dokladu o tom musí být uvedena poznámka: „**Není látkou třídy 5.2**“.

5.4.1.2.4 *Dodatečná ustanovení pro třídu 6.2*

Kromě údajů o příjemci (viz 5.4.1.1.1 (h)) musí být uvedeno jméno a telefonní číslo odpovědné osoby.

5.4.1.2.5 *Dodatečná ustanovení pro třídu 7*

5.4.1.2.5.1 V přepravním dokladu musí být pro každou zásilku látek třídy 7 uvedeny, pokud je to vhodné, v uvedeném pořadí a bezprostředně po údajích předepsaných v 5. 4. 1.1.1 (a) až (c) tyto údaje:

- (a) název nebo symbol každého radionuklidu nebo, pro směsi radionuklidů, vhodný všeobecný popis nebo seznam nejvíce omezujících nuklidů;
- (b) popis fyzikálního a chemického stavu látky, nebo údaj o tom, že látka je zvláštní formou radioaktivní látky nebo nízkodisperzní radioaktivní látkou. Druhový chemický popis se připouští pro chemický stav. Pro radioaktivní látky s vedlejším nebezpečím viz pododstavec (c) zvláštního ustanovení 172 kapitoly 3.3;
- (c) nejvyšší aktivita radioaktivního obsahu během přepravy vyjádřená v becquerelech (Bq) s příslušným symbolem předpony SI (viz 1.2.2.1). U štěpných látek smí být místo aktivity udána hmotnost štěpných látek (nebo hmotnost každého štěpného nuklidu pro směsi, pokud je to náležité) v gramech (g) nebo jejich vhodném násobku;
- (d) kategorie kusu, tj. I-BÍLÁ, II-ŽLUTÁ, III-ŽLUTÁ;
- (e) přepravní index (pouze kategorie II-ŽLUTÁ a III-ŽLUTÁ);
- (f) pro štěpné látky:
  - (i) odesílané podle jednoho z vyjmutí dle 2.2.7.2.3.5 (a) až (f), odkaz na tento odstavec;
  - (ii) odesílané podle 2.2.7.2.3.5 (c) až (e), celková hmotnost štěpných nuklidů;
  - (iii) obsažené v kusu, pro který platí jeden z odstavců 6.4.11.2 (a) až (c) nebo 6.4.11.3 ADR, odkaz na tento odstavec;
  - (iv) kde je to náležité, index kritické bezpečnosti;

- (g) identifikační značka každého schvalovacího osvědčení příslušného orgánu (zvláštní forma radioaktivní látky, nízkodisperzní radioaktivní látka, štěpná látka vyjmutá podle 2.2.7.2.3.5 (f), zvláštní ujednání, konstrukce kusu nebo odeslání) vztahující se na zásilku;
- (h) pro zásilky více než jednoho kusu údaje požadované v 5.4.1.1.1 a v (a) až (g) musí být uvedeny pro každý kus. Pro kusy v přepravním obalovém souboru, kontejneru nebo dopravním prostředku musí zahrnovat podrobný popis obsahu každého kusu uvnitř přepravního obalového souboru, kontejneru nebo dopravního prostředku, a pokud je to vhodné, každého přepravního obalového souboru, kontejneru nebo dopravního prostředku. Jestliže kusy mají být vyjmuty z přepravního obalového souboru, z kontejneru nebo z dopravního prostředku v místě jejich překládky, musí být k dispozici příslušné přepravní doklady;
- (i) pokud se vyžaduje, aby zásilka byla odeslána za výlučného použití, poznámka „ODESLÁNÍ ZA VÝLUČNÉHO POUŽITÍ“; a
- (j) pro látky LSA-II a LSA-III, SCO-I a SCO-II celková aktivita zásilky jako násobek A2. Pro radioaktivní látky, pro něž je hodnota A2 neomezena, musí být násobek A2 nula.

5.4.1.2.5.2 Odesílatel musí uvést v přepravních dokladech prohlášení týkající se případných činností, které jsou požadovány od dopravce. Prohlášení musí být v jazycích považovaných dopravcem nebo zainteresovanými orgány za nezbytné, a musí obsahovat nejméně následující údaje:

- (a) dodatečné požadavky na nakládku, uložení, přepravu, manipulaci a vykládku kusu, přepravního obalového souboru nebo kontejneru včetně ustanovení o zvláštním uložení pro bezpečný odvod tepla (viz 7.1.4.14.7.3.2), nebo prohlášení, že takové požadavky nejsou nezbytné;
- (b) omezení z hlediska způsobu přepravy nebo vozidla nebo železničního vozu a všechny nezbytné údaje o dopravní cestě;
- (c) nouzová opatření vhodná pro zásilku.

5.4.1.2.5.3 Ve všech případech mezinárodní přepravy kusů vyžadující schválení konstrukčního vzoru kusu nebo povolení odeslání příslušným orgánem, pro než se používají v různých zemích, jichž se přeprava týká, různé druhy schválení nebo povolení, musí být UN číslo a oficiální pojmenování pro přepravu, vyžadované v 5.4.1.1.1, v souladu s osvědčením země původu konstrukčního vzoru kusu.

5.4.1.2.5.4 Příslušná osvědčení příslušného orgánu nemusí nutně doprovázet zásilku. Odesílatel je musí dát k dispozici dopravci(ům) před nakládkou a vykládkou.

5.4.1.3 (Vyhrazeno)

#### 5.4.1.4 **Formát a jazyk**

5.4.1.4.1 Doklad obsahující údaje uvedené v pododdílech 5.4.1.1 a 5.4.1.2 může být takový, jaký je již vyžadován jinými platnými předpisy pro přepravu jiným druhem dopravy. V případě více příjemců jméno a adresa příjemců a dodávaná množství umožňující kdykoli vyhodnotit povahu a přepravované množství, mohou být uvedeny v jiných dokladech, které jsou používány nebo v jiných povinných dokladech předepsaných jinými zvláštními předpisy a které musí být během přepravy na plavidle.

Údaje uvedené v dokladu musí být v úředním jazyce odesílající země a též, pokud tímto jazykem není angličtina, francouzština nebo němčina, v angličtině, francouzštině nebo němčině, pokud dohody uzavřené mezi zeměmi zainteresovanými na přepravě nestanoví jinak.

5.4.1.4.2 Jestliže z důvodu rozměru nákladu nemůže být celá zásilka naložena do jedné dopravní jednotky, musí být vyhotoveno nejméně tolik oddělených přepravních dokladů nebo kopií jednoho přepravního dokladu, kolik je naložených dopravních jednotek. Kromě toho ve všech případech musí být vyhotoveny přepravní doklady pro zásilky nebo části zásilek, které nemohou být naloženy společně do jednoho vozidla z důvodů zákazů uvedených v oddílu 7.5.2 ADR.

Údaje týkající se rizik přepravovaných věcí (jak je uvedeno v 5.4.1.1) mohou být zapsány nebo kombinovány s údaji v existujícím přepravním nebo nákladním dokladu. Uvedení údajů v dokladu (nebo pokyn pro přenos odpovídajících dat systémem elektronického zpracování dat (EDP) nebo systémem elektronické výměny dat (EDI)) musí být provedeno podle 5.4.1.1.1 nebo popřípadě 5.4.1.1.2.

Pokud existující přepravní doklad nebo nákladní doklad nemůže být použit jako doklad o nebezpečných věcech pro multimodální dopravu, je považováno za vhodné použití dokladů odpovídajících příkladu uvedenému v 5.4.5<sup>4</sup>.

#### 5.4.1.5

##### **Věci nepovažované za nebezpečné**

Pokud věci uvedené jmenovitě v tabulce A kapitoly 3.2 nepodléhají ADN, protože nejsou považovány za nebezpečné podle části 2, odesílatel může uvést v přepravním dokladu zápis v tomto smyslu, např. „**Věci nespádající do třídy ...**“.

**POZNÁMKA:** Toto ustanovení může být použito zejména tehdy, jestliže odesílatel usoudí, že vzhledem k chemické povaze přepravovaných věcí (např. roztoky nebo směsi) nebo vzhledem ke skutečnosti, že takové věci jsou považovány za nebezpečné podle jiných předpisů, by zásilka mohla být podrobena kontrole během přepravy.

<sup>4</sup> Pokud je tento způsob použit, je možno získat informace z příslušných doporučení Střediska OSN pro zjednodušení formalit v mezinárodním obchodu (UN/CEFACT), zejména Doporučení č.1 (United Nations Layout Key for Trade Documents - Dispoziční klíč pro obchodní dokumenty Spojených národů) (ECE/TRADE/137, vydání 81.3), UN Layout Key for Trade Documents – Guidelines for Applications (Dispoziční klíč pro obchodní dokumenty Spojených národů – Směrnice pro aplikaci) (ECE/TRADE 270, vydání 2002), Doporučení č. 11 (Documentary Aspects of the International Transport of Dangerous Goods - Aspekty dokumentace mezinárodní přepravy nebezpečných věcí) (ECE/TRADE/204, vydání 96.1- nyní v revizi) a Doporučení č. 22 (Layout Key for Standard Consignment Instructions - Dispoziční klíč pro standardní pokyny pro zásilky) (ECE/TRADE/168, vydání 1989). Viz též UN/CEFACT Summary of Trade Facilitation Recommendations (Přehled doporučení pro usnadnění obchodu) (ECE/TRADE/346, vydání 2006) a United Nations Trade Data Elements Directory (UNTD) (Seznam prvků obchodních údajů) (ECE/TRADE/362, vydání 2005).

## 5.4.2 Osvědčení o naložení kontejneru, vozidla nebo železničního vozu

**Poznámka:** Pro účely tohoto oddílu zahrnuje termín "vozidlo" také železniční vůz.

Jestliže přeprava nebezpečných věcí v kontejneru předchází přepravě po moři, musí být přepravní doklad<sup>5</sup> doprovázen osvědčením o naložení kontejneru/vozidla odpovídajícím oddílu 5.4.2 IMDG Code<sup>6</sup>.

Formuláře přepravního dokladu požadovaného v oddílu 5.4.1 a osvědčení o naložení kontejneru/vozidla mohou být spojeny do jednoho dokladu; pokud tomu tak není, musí být tyto doklady připojeny jeden k druhému. Jestliže jsou tyto formuláře spojeny do jednoho dokladu, vložení poznámky, že naložení kontejneru nebo vozidla bylo provedeno podle příslušných modálních předpisů s uvedením osoby odpovědné za osvědčení o naložení kontejneru, musí být dostatečné.

**POZNÁMKA:** Osvědčení o naložení kontejneru/vozidla se nepožaduje pro přemístitelné cisterny, cisternové kontejnery a MEGC.

Jestliže přeprava nebezpečných věcí ve vozidle předchází přepravě po moři, může být přepravní doklad doprovázen „osvědčením o naložení kontejneru/vozidla“ podle oddílu 5.4.2 IMDG Code<sup>5,6</sup>

<sup>5</sup> Pokyny pro použití v praxi a při školení o nakládání věcí do dopravních jednotek byly zpracovány též Mezinárodní námořní organizací (IMO), Mezinárodní organizací práce (ILO) a Evropskou hospodářskou komisí Organizace spojených národů (EHK OSN) a byly uveřejněny IMO („IMO/ILO/UNECE Praktická instrukce pro nakládání nákladních dopravních jednotek (CTU Code).“)

<sup>6</sup> Oddíl 5.4.2 IMDG Code vyžaduje následující:

### 5.4.2 Osvědčení o naložení kontejneru/vozidla

5.4.2.1 Jestliže jsou nebezpečné věci baleny nebo naloženy do kontejneru nebo vozidla, musí osoby odpovědné za naložení kontejneru nebo vozidla vystavit „osvědčení o naložení kontejneru/vozidla“ uvádějící identifikační číslo(a) kontejneru/vozidla a osvědčující, že operace byly provedeny podle následujících podmínek:

- .1 Kontejner/vozidlo byl(o) čistý(é), suchý(é) a prokazatelně připraven(o) pro uložení věcí;
- .2 Kusy, které je třeba oddělit podle příslušných požadavků na oddělené uložení, nesmějí být společně naloženy na nebo do jednoho kontejneru/vozidla [pokud to není schváleno příslušným orgánem podle 7.3.4.1 (IMDG Code)];
- .3 Všechny kusy byly zvnějšku prohlédnuty na poškození a byly naloženy pouze nepoškozené kusy;
- .4 Sudy byly uloženy nastojato, ledaže by bylo schváleno příslušným orgánem, a všechny věci byly správně naloženy a, pokud je to nezbytné, přiměřeně fixovány zajišťujícím materiálem vyhovujícím druhu(ům) dopravy po zamýšlené přepravní trase;
- .5 Věci naložené jako volně ložené látky musí být rovnoměrně rozloženy v kontejneru/vozidle;
- .6 Pro zásilky obsahující věci třídy 1, kromě podtřídy 1.4 je kontejner/vozidlo konstrukčně provozuschopné podle 7.1.2 (IMDG Code) (Změna 38-16);
- .7 Kontejner/vozidlo a kusy byly správně popsány, označeny bezpečnostními značkami a popřípadě velkými bezpečnostními značkami;
- .8 Pokud jsou pro účely chlazení nebo kondicionování použity látky představující riziko udušení (jako např. suchý led (UN 1845) nebo dusík, hluboce zchlazený, kapalný (UN 1977) nebo argon, hluboce zchlazený, kapalný (UN 1951)), kontejner/vozidlo je zvnějšku označen(o) v souladu s 5.5.3.6 (IMDG Code); a
- .9 Přepravní doklad pro nebezpečné věci, předepsaný v 5.4.1 (IMDG Code), byl obdržen pro každou zásilku nebezpečných věcí naložených v kontejneru/vozidle.

**POZNÁMKA:** Osvědčení o naložení kontejneru/vozidla se nevyžaduje pro přemístitelné cisterny.

5.4.2.2 Údaje požadované v přepravním dokladu pro nebezpečné věci a v osvědčení o naložení kontejneru/vozidla mohou být spojeny do jednoho dokladu; pokud tomu tak není, musí být tyto doklady připojeny jeden k druhému. Jestliže tyto údaje jsou spojeny do jednoho dokladu, doklad musí obsahovat podepsané prohlášení takové jako „Prohlašuji se, že naložení věcí do kontejneru/vozidla bylo provedeno podle příslušných ustanovení“. V dokladu musí být uvedeno datum a identifikace osoby, která prohlášení podepsala. Faksimile podpisů jsou přípustné, pokud příslušné právní předpisy uznávají legální platnost faksimilí podpisů.

5.4.2.3 Je-li osvědčení o naložení kontejneru/vozidla předáváno dopravci pomocí techniky přenosu dat v systému EDP nebo EDI, smí (smějí) být elektronické podpis(y) nahrazen(y) jménem (jmény) (velkými písmeny) osob(y) oprávněné (oprávněných) k podpisu.

5.4.2.4 Je-li osvědčení o naložení kontejneru/vozidla předáváno dopravci pomocí techniky přenosu dat v systému EDP nebo EDI a následně jsou nebezpečné věci předány dopravci, který požaduje osvědčení o naložení kontejneru/vozidla, v papírové formě, musí tento dopravce zajistit, aby papírový doklad obsahoval zápis „Originál obdržen elektronicky“ a jméno podpisu musí být uvedeno velkými písmeny.

**5.4.3 Písemné pokyny**

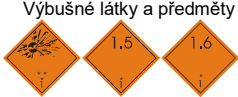








- 5.4.3.1 Jako pomoc během nehodové nouzové situace, k níž může dojít nebo která může vzniknout během přepravy, musí být písemné pokyny ve formě stanovené v 5.4.3.4 při přepravě v kormidelně a musí být snadno přístupné.
- 5.4.3.2 Tyto pokyny musí dopravce poskytnout před nakládkou veliteli plavidla v jazyce (jazycích), ve kterém (kterých) jsou velitel plavidla a odborník schopni je přečíst a porozumět jim. Velitel plavidla musí zajistit, aby každý dotčený člen posádky pokynům porozuměl a byl schopen podle nich správně postupovat.
- 5.4.3.3 Před nakládkou se musí členové posádky informovat o nebezpečných věcech, které se mají nakládat, a nahlédnout do písemných pokynů k podrobnostem o činnostech, které je třeba vykonat v případě nehody nebo nouzové situace.
- 5.4.3.4 Pokyny musí odpovídat následujícímu čtyřstránkovému vzoru, jak pokud jde o jejich formu, tak i obsah.









<b>PÍSEMNÉ POKYNY PODLE ADN</b>
---------------------------------

**Činnosti v případě nehody nebo mimořádné události**

V případě nehody nebo mimořádné události, k níž může dojít během přepravy, musí členové posádky plavidla učinit následující opatření, pokud je lze bezpečně a prakticky provést:

- Informovat všechny ostatní osoby na plavidle o mimořádné události a nepouštět je, pokud je to možné, do nebezpečné zóny. Varovat jiná plavidla v blízkosti;
- Vyloučit zápalné zdroje, zejména nekouřit, nepoužívat elektronické cigarety nebo podobná zařízení a nezapínat nebo nevypínat žádné elektrické zařízení, které nesplňuje požadavky pro použití v zóně 1 (tj. žádná zařízení nebo vybavení označená červeně podle 9.1.0.52.1, 9.3.1.52.2, 9.3.2.52.2 nebo 9.3.3.52.2) a není určeno pro použití v nouzových situacích;
- Informovat příslušné orgány a poskytnout jim co možno nejvíce informací o nehodě nebo mimořádné události a o příslušných látkách;
- Uchovávat přepravní doklady a plán uložení nákladu snadno přístupné pro zásahové jednotky při jejich příjezdu;
- Nešlapat do vyteklych nebo vysypaných látek, ani se jich nedotýkat, a vyhnout se vdechnutí výparů, kouře, prachu a par zdržováním se na návětrné straně;
- Kde je to vhodné a bezpečné hasit malé/začínající požáry;
- Kde je to vhodné a bezpečné, použít vybavu plavidla k zamezení úniků do vodního prostředí a k zadržení – zachycení uniklých látek
- Kde je to nutné a bezpečné, zajistit plavidlo proti vybočení;
- Kde je to vhodné, vzdálit se z blízkosti místa nehody nebo mimořádné události, upozornit jiné osoby, aby se vzdálily, a řídit se pokyny příslušného orgánu;
- Odložit všechno kontaminované oblečení a použité kontaminované ochranné prostředky, bezpečně je zlikvidovat a umýt si tělo vhodnými prostředky;
- Řídit se dodatečnými pokyny odpovídajícími danému nebezpečí všech dotčených věcí uvedených v následující tabulce. Pro přepravu v kusech nebo ve volně loženém stavu odpovídají nebezpečí číslu vzoru bezpečnostní značky; pro přepravu v tankových plavidlech údajům podle 5.4.1.1.2 (c).



Dodatečné poučení pro členy posádky o nebezpečných vlastnostech nebezpečných věcí podle tříd a o činnostech za obvyklých okolností, které je třeba vykonat		
Bezpečnostní značky a velké bezpečnostní značky, popis nebezpečí	Charakteristiky nebezpečí	Dodatečné opatření
(1)	(2)	(3)
<p>Výbušné látky a předměty</p>  <p>1 1.5 1.6</p>	<p>Mohou mít řadu vlastností a účinků, jako jsou hromadný výbuch; rozlet úlomků; intenzivní oheň/tepelné záření; vytváření jasného světla, hlasitého zvuku nebo kouře.</p> <p>Citlivé na otřesy a/nebo nárazy a/nebo teplo.</p>	<p>Chránit se, ale držet se co nejdále od oken. Kormidlovat plavidlo co možná nejdále od infrastruktury a obydlených oblastí.</p>
<p>Výbušné látky a předměty</p>  <p>1.4</p>	<p>Malé nebezpečí výbuchu a ohně.</p>	<p>Chránit se.</p>
<p>Hořlavé plyny</p>  <p>2.1</p>	<p>Nebezpečí ohně. Nebezpečí výbuchu. Mohou být pod tlakem. Nebezpečí udušení. Mohou způsobit popáleniny a/nebo omrzliny. Obsah může při zahřátí vybuchnout.</p>	<p>Chránit se. Vyhýbat se nízkému položeným místům.</p>
<p>Nehořlavé, netoxické plyny</p>  <p>2.2</p>	<p>Nebezpečí udušení. Mohou být pod tlakem. Mohou způsobit omrzliny. Obsah může při zahřátí vybuchnout.</p>	<p>Chránit se. Vyhýbat se nízkému položeným místům.</p>
<p>Toxické plyny</p>  <p>2.3</p>	<p>Nebezpečí otravy. Mohou být pod tlakem. Mohou způsobit popáleniny a/nebo omrzliny. Obsah může při zahřátí vybuchnout.</p>	<p>Použít únikový prostředek. Chránit se. Vyhýbat se nízkému položeným místům.</p>
<p>Hořlavé kapaliny</p>  <p>3</p>	<p>Nebezpečí ohně. Nebezpečí výbuchu. Obsah může při zahřátí vybuchnout.</p>	<p>Chránit se. Vyhýbat se nízkému položeným místům.</p>
<p>Hořlavé tuhé látky, samovolně se rozkládající látky, polymerizující látky a znečistitelné tuhé výbušné látky</p>  <p>4.1</p>	<p>Nebezpečí ohně. Hořlavé nebo zápalné, mohou být zapáleny teplem, jiskrami nebo plameny. Mohou obsahovat samovolně se rozkládající látky, které jsou náchylné k exotermickému rozkladu v případě přívodu tepla, styku s jinými látkami (jako jsou kyseliny, sloučeniny těžkých kovů nebo aminy), tření nebo otřesu. Toto může vést k vyvíjení škodlivých a hořlavých plynů nebo par nebo samovznícení. Obsah může při zahřátí vybuchnout. Nebezpečí výbuchu znečistitelných výbušných látek po ztrátě flegmatizátoru.</p>	
<p>Samozápalné látky</p>  <p>4.2</p>	<p>Nebezpečí ohně samovznícením, jsou-li kusy poškozeny, nebo jejich obsah vyteče nebo se vysype. Mohou prudce reagovat s vodou.</p>	<p>Uniklé látky musí být udržovány v suchém stavu jejich zakrytím.</p>
<p>Látky, které ve styku s vodou vyvíjejí hořlavé plyny</p>  <p>4.3</p>	<p>Nebezpečí ohně a výbuchu ve styku s vodou.</p>	<p>Uniklé látky musí být udržovány v suchém stavu jejich zakrytím.</p>

Bezpečnostní značky a velké bezpečnostní značky, popis nebezpečí	Charakteristiky nebezpečí	Dodatečné opatření
(1)	(2)	(3)
Látky podporující hoření  5.1	Nebezpečí prudké reakce, vznícení a výbuchu ve styku se zápalnými nebo hořlavými látkami.	Vyvarovat se smíchání s hořlavými nebo zápalnými látkami (např. pilinami).
Organické peroxidy  5.2	Nebezpečí exotermického rozkladu při zvýšených teplotách, styku s jinými látkami (jako jsou kyseliny, sloučeniny těžkých kovů nebo aminy), tření nebo otřesu. Toto může vést k vyvíjení škodlivých a hořlavých plynů nebo par nebo samovznícení.	Vyvarovat se smíchání s hořlavými nebo zápalnými látkami (např. pilinami).
Toxické látky  6.1	Nebezpečí otravy vdechnutím, dotykem s pokožkou nebo požitím. Nebezpečí pro vodní prostředí a kanalizační systém.	Použít únikový prostředek.
Infekční látky  6.2	Nebezpečí infekce. Mohou způsobit vážnou nemoc u lidí nebo zvířat. Nebezpečí pro vodní prostředí a kanalizační systém.	
Radioaktivní látky  7A 7B 7C 7D	Nebezpečí absorpce a vnějšího ozáření.	Omezit dobu expozice.
Štěpné látky  7E	Nebezpečí jaderné řetězové reakce.	
Žiravé látky  8	Nebezpečí popálenin poleptáním. Mohou prudce reagovat spolu vzájemně, s vodou a s jinými látkami. Rozlitá nebo rozsypaná látka může vyvíjet žiravé páry. Nebezpečí pro vodní prostředí.	
Jiné nebezpečné látky a předměty  9 9A	Nebezpečí popálenin. Nebezpečí ohně. Nebezpečí výbuchu. Nebezpečí pro vodní prostředí.	

**POZNÁMKA:**

- Pro nebezpečné věci s více nebezpečími a pro smíšené náklady se musí dodržet každá aplikovatelná položka.
- Dodatečné poučení uvedené v tabulce ve sloupci (3) smí být přizpůsobeno tak, aby odráželo třídy nebezpečných věcí, které se mají přepravovat, a jejich dopravní prostředky.
- K nebezpečím viz rovněž zápisy v přepravním dokladu, jakož i kapitulu 3.2, tabulku C, sloupec (5).



<b>Dodatečné poučení pro členy posádky o nebezpečných vlastnostech nebezpečných věcí, naznačených značkami, a o činnostech, které je třeba vykonat za obvyklých okolností</b>		
<b>Značka</b>	<b>Charakteristiky nebezpečí</b>	<b>Dodatečná opatření</b>
<b>(1)</b>	<b>(2)</b>	<b>(3)</b>
Látky ohrožující životní prostředí 	Nebezpečí pro vodní prostředí.	
Zahřáté látky 	Nebezpečí popálenin horkem.	Vyvarovat se kontaktu s horkými částmi dopravní jednotky a s rozlitou nebo rozsypanou látkou.

**Výbava pro osobní a obecnou ochranu při provádění všeobecných činností a specifických nouzových činností s ohledem na nebezpečí, která musí být při přepravě na plavidle podle oddílu 8.1.5 ADN**

Výbava vyžadovaná podle kapitoly 3.2, tabulky A, sloupce (9) a tabulky C, sloupce (18) musí být při přepravě na plavidle pro všechna nebezpečí uvedená v přepravním dokladu.

5.4.3.5

Smluvní strany poskytnou sekretariátu OSN oficiální překlad písemných pokynů ve svém úředním jazyku (jazycích) podle tohoto oddílu. Sekretariát OSN dá národní verze písemných pokynů, které obdržel, k dispozici všem smluvním stranám.

**5.4.4 Uchovávání informací o přepravě nebezpečných věcí**

5.4.4.1 Odesílatel a dopravce musí uchovávat kopii přepravního dokladu k nebezpečným věcem a dodatečné informace a dokumentaci, jak je uvedena v ADN, po dobu nejméně tří měsíců.

5.4.4.2 Jsou-li dokumenty uchovávány v elektronické formě nebo v počítačovém systému, musí být odesílatel a dopravce schopni je reprodukovat v tištěné formě.

**5.4.5 Příklad formuláře pro multimodální přepravu nebezpečných věcí**

Příklad vzorového formuláře, který může být použit zároveň jako deklarace nebezpečných věcí a zároveň jako osvědčení o naložení kontejneru pro multimodální přepravu nebezpečných věcí.

## TISKOPIS PRO MULTIMODÁLNÍ PŘEPRAVU NEBEZPEČNÝCH VĚCÍ (pravý okraj černě šrafovaný)

1. Odesílatel		2. Číslo přepravního dokladu			
		3. Strana 1 z ..... stran		4. Referenční číslo odesílatele	
				5. Referenční číslo zasílatele	
6. Příjemce		7. Dopravce (vyplněno dopravcem)			
		<b>PROHLÁŠENÍ ODESILATELE</b> Tímto prohlašuji, že obsah zásilky je úplně a přesně popsán níže uvedeným oficiálním pojmenováním a že je správně klasifikován, zabalen, označen, polepen a opatřen nápisy a bezpečnostními značkami (velkými bezpečnostními značkami) a jsou v každém ohledu splněny všechny příslušné mezinárodní a národní předpisy a věci se nacházejí ve stavu způsobilém pro přepravu			
8. Tato zásilka odpovídá předepsaným mezním hodnotám pro (nehodící se škrtnout)		9. Dodatečná informace pro manipulaci			
OSOBNÍ A NÁKLADNÍ LETADLO		JEN NÁKLADNÍ LETADLO			
10. Loď / číslo letu a datum		11. Přístav / Místo nakládky			
12. Přístav / místo vykládky		13. Místo určení			
14. Označení pro přepravu * Počet a druh kusů, popis věcí Hmotnost brutto (kg) Hmotnost netto Objemový prostor (m <sup>3</sup> )					
* PRO NEBEZPEČNÉ VĚCI: Udává se: oficiální pojmenování; třída nebezpečnosti, UN číslo, obalová skupina (pokud je určena) a všechny ostatní informace, které jsou předepsány platnými národními nebo mezinárodními předpisy.					
15. Identifikační číslo kontejneru/registrační značka vozidla		16. Číslo(o) plomb(y)		17. Rozměry a typ kontejneru/vozidla	
				18. Tara (kg)	
				19. Celková brutto hmotnost (včetně tary) (kg)	
<b>OSVĚDČENÍ O NALOŽENÍ KONTEJNERU/VOZIDLA</b> Tímto prohlašuji, že výše popsané věci do výše uvedeného kontejneru/do výše uvedeného vozidla byly naloženy podle platných předpisů ** <b>MUSÍ BÝT VYPLNĚN A PODEPSÁN PRO KAŽDÝ NÁKLAD V KONTEJNERU (VOZIDLE) OSOBOU ODPOVĚDNOU ZA NAKLÁDKU</b>		21. POTVRZENÍ PŘÍJMU Výše uvedený počet kusů /kontejnerů/ přívěsů je přijat ve zřejmém dobrém stavu, s výjimkou:			
20. Jméno firmy		Jméno dopravce		22. Jméno firmy (ODESILATELE, KTERÝ TENTO DOKUMENT PŘIPRAVUJE)	
Jméno a funkce deklaranta		Registrační značka vozidla		Jméno a funkce deklaranta	
Místo a datum		Podpis a datum		Místo a datum	
Podpis deklaranta		PODPIS ŘIDIČE VOZIDLA		Podpis deklaranta	

\*\* Viz oddíl 5.4.2

**TISKOPIS PRO MULTIMODÁLNÍ PŘEPRAVU NEBEZPEČNÝCH VĚCÍ**  
**(pravý okraj černě šrafovaný)**
**Pokračování**

1. Odesílatel	2. Číslo přepravního dokladu	
	3. Strana 2 z ..... stran	4. Referenční číslo odesílatele
		5. Referenční číslo zasílatele
14. Označení pro přepravu * Počet a druh kusů, popis věcí		
Hmotnost brutto (kg) Hmotnost netto		Objemový prostor (m <sup>3</sup> )
<p>* PRO NEBEZPEČNÉ VĚCI: Udává se: oficiální pojmenování; třída nebezpečnosti, UN číslo, obalová skupina (pokud je určena) a všechny ostatní informace, které jsou předepsány platnými národními nebo mezinárodními předpisy.</p>		

## KAPITOLA 5.5

### ZVLÁŠTNÍ USTANOVENÍ

**5.5.1** (Vypuštěno)

**5.5.2 Zvláštní ustanovení pro zaplynované nákladní (přepravní) dopravní jednotky (UN 3359)**

**5.5.2.1 Všeobecně**

5.5.2.1.1 Zaplynované nákladní dopravní (přepravní) jednotky (UN 3359), které neobsahují žádné jiné nebezpečné věci, nepodléhají žádným jiným ustanovením ADN, než jsou ustanovení tohoto oddílu.

5.5.2.1.2 Jsou-li zaplynované nákladní dopravní (přepravní) jednotky naloženy nebezpečnými věcmi, navíc k zaplynovacímu prostředku, použijí se všechna ustanovení ADN týkající se těchto věcí (včetně označování velkými bezpečnostními značkami, značení a dokumentace) navíc k ustanovením tohoto oddílu.

5.5.2.1.3 Pro přepravu nákladu pod zaplynováním se musí použít pouze nákladní dopravní (přepravní) jednotky, které mohou být uzavřeny takovým způsobem, že je únik plynu omezen na minimum.

**5.5.2.2 Školení**

Osoby zabývající se manipulací se zaplynovanými nákladními dopravními (přepravními) jednotkami musí být vyškoleny přiměřeně ke svým odpovědnostem.

**5.5.2.3 Označování**

5.5.2.3.1 Zaplynovaná nákladní dopravní (přepravní) jednotka musí být označena výstražnou značkou uvedenou v 5.5.2.3.2, na každém přístupovém místě tam, kde bude snadno viditelné osobami otevírajícími nákladní dopravní (přepravní) jednotku nebo do ní vstupujícími. Tato značka musí zůstat na nákladní dopravní (přepravní) jednotce, dokud nebyla provedena následující opatření:

- (a) zaplynovaná nákladní dopravní (přepravní) jednotka byla vyvětrána, aby se odstranily škodlivé koncentrace zaplynovacího plynu; a
- (b) zaplynované věci nebo materiály byly vyloženy.

- 5.5.2.3.2 Výstražná značka pro zaplynovanou jednotku musí odpovídat obrázku 5.5.2.3.2



Výstražná značka pro zaplynovanou jednotku

Značka musí být pravoúhlá. Musí být minimálně 400 mm široká a 300 mm vysoká a šířka vnější čáry musí být minimálně 2 mm. Nápis musí být černé barvy na bílém podkladu s písmeny nejméně 25 mm vysokými. Tam, kde nejsou udány rozměry, musí všechny prvky proporčně odpovídat uvedenému obrázku.

- 5.5.2.3.3 Jestliže byla zaplynovaná nákladní dopravní (přepravní) jednotka úplně vyvětrána buď otevřením dveří jednotky, nebo mechanickou ventilací po zaplynování, musí být datum vyvětrání vyznačeno na výstražné značce pro zaplynovanou jednotku.
- 5.5.2.3.4 Jestliže byla zaplynovaná nákladní dopravní (přepravní) jednotka vyvětrána a vyložena, musí být výstražná značka pro zaplynovanou jednotku odstraněna.
- 5.5.2.3.5 Na zaplynovanou nákladní dopravní (přepravní) jednotku se nemusí umístit velké bezpečnostní značky podle vzoru č. 9 (viz 5.2.2.2.2), pokud nejsou vyžadovány pro jiné látky nebo předměty třídy 9, které jsou v této jednotce naloženy.

## 5.5.2.4 Dokumentace

- 5.5.2.4.1 Doklady spojené s přepravou nákladních dopravních (přepravních) jednotek, které byly zaplynovány a nebyly úplně vyvětrány před přepravou, musí obsahovat následující informace:

- „UN 3359, zaplynovaná nákladní dopravní (přepravní) jednotka, 9“, nebo „UN 3359, zaplynovaná nákladní dopravní (přepravní) jednotka, třída 9“;
- datum a čas zaplynování; a
- druh a množství použitého zaplynovacího prostředku.

Tyto údaje musí být napsány v oficiálním jazyce země odeslání, a pokud tímto jazykem není angličtina, francouzština nebo němčina, též v angličtině, francouzštině nebo němčině, pokud případné dohody uzavřené mezi zeměmi, jichž se přeprava týká, nestanoví jinak.

- 5.5.2.4.2 Doklady smějí být v jakékoli formě za podmínky, že obsahují informace vyžadované v 5.5.2.4.1. Tyto informace musí být snadno identifikovatelné, čitelné a trvalé.
- 5.5.2.4.3 Musí být vypracovány pokyny pro likvidaci jakéhokoli zbytkového zaplynovacího prostředku včetně zaplynovacích zařízení (pokud jsou používána).

- 5.5.2.4.4 Doklad se nevyžaduje, jestliže byla zaplňovaná nákladní dopravní (přepravní) jednotka úplně vyvětrána a datum vyvětrání bylo vyznačeno na výstražné značce (viz 5.5.2.3.3 a 5.5.2.3.4).

**5.5.3 Zvláštní ustanovení platná pro kusy a vozidla a kontejnery obsahující látky představující riziko udušení, jsou-li používány pro účely chlazení nebo kondicionování (jako jsou suchý led (UN 1845), nebo dusík, hluboce zchlazený, kapalný (UN 1977) nebo argon, hluboce zchlazený, kapalný (UN 1951))**

**5.5.3.1 Rozsah platnosti**

- 5.5.3.1.1 Tento oddíl se nevztahuje na látky, které mohou být použity pro účely chlazení nebo kondicionování, jsou-li přepravovány jako zásilka nebezpečných věcí, s výjimkou přepravy suchého ledu (UN 1845). Jsou-li přepravovány jako zásilka, musí být tyto látky přepravovány pod příslušnou položkou tabulky A kapitoly 3.2 podle s ní spojených podmínek přepravy.

Pro UN 1845 platí přepravní podmínky stanovené v tomto oddílu, s výjimkou 5.5.3.3.1, pro všechny druhy přepravy, ať už je přepravován jako chladivo, kondicionér, nebo jako zásilka. Pro přepravu UN 1845 neplatí žádné jiné ustanovení ADN.

- 5.5.3.1.2 Tento oddíl se nevztahuje na plyny v chladicích okruzích.

- 5.5.3.1.3 Nebezpečné věci používané pro chlazení nebo kondicionování cisteren nebo MEGC během přepravy nepodléhají ustanovením tohoto oddílu.

- 5.5.3.1.4 Vozidla, železniční vozy a kontejnery obsahující látky pro účely chlazení nebo kondicionování zahrnují vozidla, železniční vozy a kontejnery obsahující látky používané pro účely chlazení nebo kondicionování uvnitř kusů, jakož i vozidla, železniční vozy a kontejnery s nebalenými látkami používanými pro účely chlazení nebo kondicionování.

- 5.5.3.1.5 Pododdíly 5.5.3.6 a 5.5.3.7 platí pouze tehdy, pokud existuje skutečné riziko udušení ve vozidle, železničním voze nebo kontejneru. Dotčení účastníci musí vyhodnotit toto riziko s ohledem na nebezpečí, které představují látky používané pro chlazení nebo kondicionování, množství přepravované látky, dobu trvání přepravy, použitého způsobu balení a mezní hodnoty koncentrace plynu uvedené v poznámce k 5.5.3.3.3.

**5.5.3.2 Všeobecně**

- 5.5.3.2.1 Vozidla, železniční vozy a kontejnery obsahující látky používané pro účely chlazení nebo kondicionování (jiné než zaplňování) během přepravy nepodléhají žádným jiným ustanovením ADN, než jsou ustanovení tohoto oddílu.

- 5.5.3.2.2 Jsou-li nebezpečné věci naloženy ve vozidlech, železničních vozech nebo kontejnerech obsahujících látky používané pro účely chlazení nebo kondicionování, použijí se všechna ostatní ustanovení ADN vztahující se na tyto nebezpečné věci, navíc k ustanovením tohoto oddílu.

- 5.5.3.2.3 (Vyhrazeno)

- 5.5.3.2.4 Osoby zabývající se manipulací nebo přepravou vozidel, železničních vozů a kontejnerů obsahujících látky používané pro účely chlazení nebo kondicionování, musí být vyškoleny přiměřeně ke svým odpovědnostem.

**5.5.3.3 Kusy obsahující chladivo nebo kondicionér**

- 5.5.3.3.1 Balené nebezpečné věci vyžadující chlazení nebo kondicionování, přiřazené k pokynům pro balení P203, P620, P650, P800, P901 nebo P904 pododdílu 4.1.4.1 ADR, musí splňovat příslušné požadavky tohoto pokynu pro balení.

- 5.5.3.3.2 Pro balené nebezpečné věci vyžadující chlazení nebo kondicionování, přiřazené k jiným pokynům pro balení, musí být kusy schopny snášet velmi nízké teploty a nesmějí být poškozovány ani významně zeslabovány chladivem nebo kondicionérem. Kusy musí být konstruovány a vyrobeny tak, aby dovolovaly uvolnění plynu k zamezení nárůstu tlaku, který by mohl prorážnout obal. Nebezpečné věci musí být zabaleny takovým způsobem, aby se zamezilo pohybu po rozptýlení chladiva nebo kondicionéru.

5.5.3.3.3 Kusy obsahující chladivo nebo kondicionér musí být přepravovány v době větraných vozidlech a kontejnerech. Značení podle 5.5.3.6 se v tomto případě nevyžaduje.

5.5.3.3.4 Větrání není nutné, a označení podle 5.5.3.6 je nutné, je-li:

- zabráněno výměně plynů mezi nákladovým prostorem a kabinou řidiče; nebo
- nákladový prostor izotermické, chlazené nebo chladicí a mrazicí zařízení, například jak je stanoveno v Dohodě o mezinárodní přepravě zkazitelných potravin a o specializovaných prostředcích určených pro tyto přepravy (ATP), kde je tato podmínka splněna.

**POZNÁMKA:** V této souvislosti znamená "dobře větrané" atmosféru, kde je koncentrace oxidu uhličitého nižší než 0,5% obj. a koncentrace kyslíku vyšší než 19,5% obj.

#### **5.5.3.4 Označování kusů obsahujících chladivo nebo kondicionér**

5.5.3.4.1 Kusy obsahující nebezpečné věci používané pro chlazení nebo kondicionování musí být označeny pojmenováním těchto nebezpečných věcí uvedených ve sloupci (2) tabulky A kapitoly 3.2, následovaným slovy „JAKO CHLADIVO“ nebo „JAKO KONDICIONÉR“, jak je to náležité, v úředním jazyce země původu a též, pokud tímto jazykem není angličtina, francouzština nebo němčina, v angličtině, francouzštině nebo němčině, pokud dohody uzavřené mezi zeměmi zainteresovanými na přepravě nestanoví jinak.

5.5.3.4.2 Značky musí být trvanlivé, čitelné a umístěné na takovém místě a takové velikosti v poměru ke kusu, aby byly snadno viditelné.

#### **5.5.3.5 Vozidla, železniční vozy a kontejnery obsahující nebalený suchý led**

5.5.3.5.1 Je-li suchý led použit v nebalené formě, nesmí přijít do přímého styku s kovovou konstrukcí vozidla nebo kontejneru, aby se zamezilo zkřehnutí kovu. Musí být učiněna opatření k zajištění přiměřené izolace mezi suchým ledem a vozidlem nebo kontejnerem jejich oddělením mezerou o šířce nejméně 30 mm (např. použitím vhodných materiálů s nízkou tepelnou vodivostí, jako jsou dřevěná prkna, palety atd.).

5.5.3.5.2 Pokud je suchý uložen okolo kusů, musí být učiněna opatření k zajištění toho, že kusy zůstanou během přepravy v původní poloze poté, co se suchý led rozptýlí.

#### **5.5.3.6 Označování vozidel, železničních vozů a kontejnerů**

5.5.3.6.1 Vozidla a kontejnery obsahující nebezpečné věci používané pro účely chlazení nebo kondicionování, které nejsou dobře větrané, musí být označeny výstražnou značkou uvedenou v 5.5.3.6.2, umístěnou na každém přístupovém místě tam, kde bude snadno viditelná osobami otevírajícími vozidlo nebo kontejner nebo do nich vstupujícími. Tato značka musí zůstat na vozidle nebo kontejneru, dokud nebyla provedena následující opatření:

(a) Vozidlo nebo kontejner byl(o) dobře odvětrán(o), aby se odstranily škodlivé koncentrace chladiva nebo kondicionéru; a

(b) Chlazené nebo kondicionované věci byly vyloženy.

Dokud je vozidlo nebo kontejner označeno, musí být přijata nezbytná bezpečnostní opatření před vstupem do něj. Nutnost vyvětrání prostřednictvím nákladových dveří nebo jiným způsobem (např. nucenou ventilací) je třeba vyhodnotit a zařadit do školení osob zúčastněných na přepravě.



5.5.3.6.2 Výstražná značka musí odpovídat obrázku 5.5.3.6.2.



Výstražná značka pro chlazení/kondicionování vozidel a kontejnerů

- \* Vložit pojmenování chladiwa/kondicionéru uvedené ve sloupci (2) tabulky A, kapitoly 3.2. Nápis musí být velkými písmeny o výšce nejméně 25 mm, vše musí být na jednom řádku. V případě, že je oficiální pojmenování pro přepravu příliš dlouhé, aby se vešlo do vymezeného prostoru, může být písmo zmenšeno na maximální možnou velikost. Příklad: „OXID UHLÍČITÝ, TUHÝ“.
- \*\* Vložit „JAKO CHLADIVO“ nebo „JAKO KONDICIONÉR“, jak je to náležité. Nápis musí být velkými písmeny o výšce nejméně 25 mm, vše musí být na jednom řádku.

Výstražná značka musí být pravoúhlá. Musí být nejméně 150 mm široká a nejméně 250 mm vysoká. Slovo „POZOR“ musí být v červené nebo bílé barvě s písmeny o výšce nejméně 25 mm. Tam, kde nejsou udány rozměry, musí všechny prvky proporcčně odpovídat uvedenému obrázku.

Slovo „POZOR“ a slova „JAKO CHLADIVO“ nebo „JAKO KONDICIONÉR“, jak je to náležité, musí být uvedeny v úředním jazyce země původu, a pokud tímto jazykem není angličtina, francouzština nebo němčina, také v angličtině, francouzštině nebo němčině, pokud dohody uzavřené mezi zeměmi zainteresovanými na přepravě nestanoví jinak.

**5.5.3.7 Dokumentace**

5.5.3.7.1 Doklady (jako nákladový list, konosament, nebo nákladní list CMR/CIM/CMNI) spojené s přepravou vozidel, železničních vozů nebo kontejnerů, obsahující nebo které obsahovaly látky pro účely chlazení nebo kondicionování a které nebyly úplně vyvětrány před přepravou, musí obsahovat následující informace:

- (a) UN číslo s předřazenými písmeny „UN“; a
- (b) pojmenování uvedené ve sloupci (2) tabulky A kapitoly 3.2, následované slovy „JAKO CHLADIVO“ nebo „JAKO KONDICIONÉR“, jak je to náležité, v úředním jazyce země původu a též, pokud tímto jazykem není angličtina, francouzština nebo němčina, v angličtině, francouzštině nebo němčině, pokud dohody uzavřené mezi zeměmi zainteresovanými na přepravě nestanoví jinak.

Například: UN 1845 OXID UHLÍČITÝ, TUHÝ, JAKO CHLADIVO.

5.5.3.7.2 Přepravní doklad smí být v jakékoli formě za podmínky, že obsahuje informace vyžadované v 5.5.3.7.1. Tyto informace musí být snadno identifikovatelné, čitelné a trvalé.

## **ČÁST 6**

### **POŽADAVKY NA KONSTRUKCI OBALŮ (VČETNĚ IBC A VELKÝCH OBALŮ), CISTEREN A NÁKLADNÍCH DOPRAVNÍCH JEDNOTEK PRO VOLNĚ LOŽENÉ LÁTKY A NA JEJICH ZKOUŠENÍ**

## KAPITOLA 6.1

### VŠEOBECNÁ USTANOVENÍ

- 6.1.1** Obaly (včetně IBC a velkých obalů) a cisterny musí splňovat následující požadavky ADR z hlediska konstrukce a zkoušení:
- Kapitola 6.1: Požadavky na konstrukci a zkoušení obalů;
- Kapitola 6.2: Požadavky na konstrukci a zkoušení tlakových nádob, aerosolových rozprašovačů a malých nádobek obsahujících plyn (plynových kartuší) a zásobníků do palivových článků obsahujících zkapalněný hořlavý plyn;
- Kapitola 6.3: Požadavky na konstrukci a zkoušení obalů pro infekční látky kategorie A třídy 6.2;
- Kapitola 6.4: Požadavky na konstrukci, zkoušení a schvalování kusů a látek třídy 7;
- Kapitola 6.5: Požadavky na konstrukci a zkoušení velkých nádob pro volně ložené látky (IBC);
- Kapitola 6.6: Požadavky na konstrukci a zkoušení velkých obalů;
- Kapitola 6.7: Požadavky na konstrukci, výrobu, inspekce a zkoušení přemístitelných cisteren a UN vícečlánkových kontejnerů na plyny (MEGC);
- Kapitola 6.8: Požadavky na konstrukci, výstroj, schvalování typu, inspekce a zkoušky a značení nesnímatelných cisteren (cisternových vozidel), snímatelných cisteren a cisternových kontejnerů a cisternových výměnných nástaveb s nádržemi vyrobenými z kovových materiálů a bateriových vozidel a vícečlánkových kontejnerů na plyny (MEGC);
- Kapitola 6.9: Požadavky na konstrukci, výrobu, výstroj, schvalování typu, zkoušení a značení nesnímatelných cisteren (cisternových vozidel), snímatelných cisteren, cisternových kontejnerů a cisternových výměnných nástaveb z vyztužených platů (FRP);
- Kapitola 6.10: Požadavky na konstrukci, výstroj, schvalování typu, inspekci a značení cisteren pro podtlakové vyčerpávání odpadů;
- Kapitola 6.11: Požadavky na konstrukci, výrobu, inspekci a zkoušení kontejnerů pro volně ložené látky.
- Kapitola 6.12: Požadavky na výrobu, výstroj, schvalování typu, inspekce a zkoušení a značení cisteren, kontejnerů pro volně ložené látky a zvláštních komor pro výbušniny mobilních jednotek připravujících výbušniny (MEMU)
- 6.1.2** Přemístitelné cisterny mohou splňovat rovněž požadavky kapitoly 6.7, nebo popřípadě kapitoly 6.9 IMDG Code.
- 6.1.3** Cisternová vozidla mohou splňovat rovněž požadavky kapitoly 6.8 IMDG Code.
- 6.1.4** Cisternové železniční vozy s nesnímatelnými nebo snímatelnými cisternami a bateriové železniční vozy musí splňovat požadavky kapitoly 6.8 RID.
- 6.1.5** Nástavby vozidel pro přepravu volně ložených látek musí, pokud je to vhodné, splňovat požadavky kapitoly 6.11 nebo kapitoly 9.5 ADR.
- 6.1.6** Jestliže se použijí ustanovení 7.3.1.1 (a) RID nebo ADR, musí kontejnery pro volně ložené látky splňovat požadavky kapitoly 6.11 RID nebo ADR.

## **ČÁST 7**

### **POŽADAVKY PRO NAKLÁDKU, PŘEPRAVU, VYKLÁDKU A OSTATNÍ MANIPULACI S NÁKLADEM**

## KAPITOLA 7.1

### PLAVIDLA PŘEPRAVUJÍCÍ SUCHÝ NÁKLAD

#### 7.1.0 Všeobecné předpisy

7.1.0.1 Předpisy 7.1.0 až 7.1.7 platí pro plavidla přepravující suchý náklad.

7.1.0.2 -  
7.1.0.99 (Vyhrazeno)

#### 7.1.1 Způsob přepravy

7.1.1.1 -  
7.1.1.9 (Vyhrazeno)

##### 7.1.1.10 *Přeprava kusů*

V předpisech o přepravě kusů, pokud není stanoveno jinak, je uváděna celková (brutto) hmotnost. Pokud kusy jsou přepravovány v kontejnerech nebo silničními dopravními prostředky, nepatří hmotnost kontejneru nebo silničního dopravního prostředku k celkové (brutto) hmotnosti těchto kusů.

##### 7.1.1.11 *Přeprava věcí ve volně loženém stavu*

Je zakázáno, přepravovat nebezpečné zboží volně ložené, vyjma pokud je toto v 3.2 tabulka A, sloupec 8 výslovně dovoleno. V tomto sloupci je pak uvedeno "B".

##### 7.1.1.12 *Větrání*

Větrání nákladních prostor je nutné pouze, jestliže je to předepsáno v 7.1.4.12 nebo v 3.2 tabulka A, sloupec 10. V tomto sloupci je pak uvedeno "VE".

##### 7.1.1.13 *Opatření před nakládkou*

Před nakládkou jsou zapotřebí dodatečná opatření pouze v případech, kdy je to předepsáno v 7.1.4.13 nebo v 3.2 tabulka A, sloupec 11. V tomto sloupci je pak uvedeno "LO".

##### 7.1.1.14 *Manipulace a uložení nákladu*

Během manipulace a uložení nákladu jsou zapotřebí dodatečná opatření pouze v případě, jestliže to je předepsáno v 7.1.4.14 nebo v 3.2 tabulka A, sloupec 11. V tomto sloupci je pak uvedeno "HA".

7.1.1.15 (Vyhrazeno)

##### 7.1.1.16 *Opatření během nakládky, přepravy, vykládky a manipulace s nákladem*

Během nakládky, přepravy, vykládky a manipulace s nákladem jsou potřebná dodatečná opatření pouze, pokud to je předepsáno v 7.1.4.16 nebo v 3.2 tabulka A, sloupec 11. V tomto sloupci je pak uvedeno "IN".

7.1.1.17 (Vyhrazeno)

##### 7.1.1.18 *Přeprava v kontejnerech, kontejnerech pro volně ložené látky, ve velkoobjemových obalech (IBC), ve velkých obalech, v MEGC, v přemístitelných cisternách a v cisternových kontejnerech*

Přeprava kontejnerů, kontejnerů pro volně ložené látky, velkoobjemových obalů (IBC), velkých obalů, MEGC, přemístitelných cisteren a cisternových kontejnerů musí odpovídat předpisům o přepravě kusů.

**7.1.1.19 Dopravní jednotky a vozy**

Přeprava dopravních jednotek a vozů musí odpovídat předpisům o přepravě kusů.

**7.1.1.20** (Vyhrazeno)**7.1.1.21 Přeprava v nákladních tancích**

Je zakázáno přepravovat nebezpečné zboží v nákladních tancích plavidel přepravujících suchý náklad.

**7.1.1.22** -**7.1.1.99** (Vyhrazeno)**7.1.2 Požadavky na plavidla****7.1.2.0 Povolení plavidel**

7.1.2.0.1 Nebezpečné věci smějí být přepravovány v množstvích nepřesahující množství uvedená v 7.1.4.1.1, nebo popřípadě v 7.1.4.1.2:

- v plavidlech pro suchý náklad, odpovídajících příslušným konstrukčním požadavkům, uvedeným v 9.1.0.0 až 9.1.0.79; nebo
- v námořních plavidlech odpovídajících příslušným konstrukčním požadavkům, uvedeným v 9.1.0.0 až 9.1.0.79, nebo jinak požadavkům uvedeným v 9.2.0 až 9.2.0.79.

7.1.2.0.2 Nebezpečné věci tříd 2, 3, 4.1, 4.2, 4.3, 5.1, 5.2, 6.1, 7, 8 nebo 9, s výjimkou těch nebezpečných věcí, pro které se vyžaduje ve sloupci 5 tabulky A kapitoly 3.2 bezpečnostní značka podle vzoru č. 1, smějí být přepravovány v množství vyšších, než jsou množství uvedená v 7.1.4.1.1 a 7.1.4.1.2:

- v plavidlech s dvojitou obšívkou pro suchý náklad, odpovídajících příslušným konstrukčním požadavkům, uvedeným v 9.1.0.80 až 9.1.0.95; nebo
- v námořních plavidlech s dvojitou obšívkou, odpovídajících příslušným konstrukčním požadavkům, uvedeným v 9.1.0.80 až 9.1.0.95, nebo jinak požadavkům uvedeným v 9.2.0 až 9.2.0.95.

**7.1.2.1** (Vyhrazeno)**7.1.2.4** (Vyhrazeno)**7.1.2.5 Návod k použití přístrojů a zařízení**

Jestliže pro používání nějakého přístroje nebo nějakého zařízení jsou zapotřebí zvláštní bezpečnostní předpisy, musí se návod k použití přístroje nebo zařízení nacházet na plavidle na vhodném místě a v jazyce na plavidle obvyklém a také, pokud tímto jazykem není angličtina, francouzština nebo němčina, tak v angličtině, francouzštině nebo němčině, pokud dohody uzavřené mezi zeměmi zainteresovanými na přepravě nestanoví jinak.

**7.1.2.6** —**7.1.2.18** (Vyhrazeno)**7.1.2.19 Tlačná soulodí a sestavy spřažených plavidel**

7.1.2.19.1 Pokud v tlačném soulodí nebo v sestavě spřažených plavidel alespoň jedno plavidlo musí být vybaveno schvalovacím osvědčením pro přepravu nebezpečných věcí, musí všechna plavidla této sestavy být vybavena pro ně vystaveným vhodným schvalovacím osvědčením.

Plavidla, která nepřevážejí nebezpečné věci, musí odpovídat požadavkům následně uvedeným pododdílům:

1.16.1.1, 1.16.1.2, 1.16.1.3, 1.16.1.4, 7.1.2.5, 8.1.4, 8.1.5, 8.1.6.1, 8.1.6.3, 8.1.7, 8.3.5, 9.1.0.0, 9.1.0.12.3, 9.1.0.12.4, 9.1.0.17.2, 9.1.0.17.3, 9.1.0.31, 9.1.0.32.2, 9.1.0.34, 9.1.0.40.2, 9.1.0.41, 9.1.0.51, 9.1.0.52, 9.1.0.71 a 9.1.0.74.

7.1.2.19.2 Pro účely aplikace ustanovení této části, s výjimkou 7.1.4.1.1 a 7.1.4.1.2, se tlačné soulodí nebo sestava spřažených plavidel posuzuje jako jedno jediné plavidlo.

**7.1.2.20**

–

**7.1.2.99**

(Vyhrazeno)

## **7.1.3**

### **Všeobecné provozní předpisy**

#### **7.1.3.1**

##### ***Vstup do nákladních prostor, dvojitých boků a dvojitého dna; kontroly***

##### **7.1.3.1.1**

Vstup do nákladních prostor je povolen pouze k nakládce a vykládce, provedení kontrol a za účelem čistících prací.

##### **7.1.3.1.2**

Do dvojitých boků a dvojitého dna se během jízdy nesmí vstupovat.

##### **7.1.3.1.3**

Pokud je nutné před vstupem do nákladního prostoru, dvojitých boků nebo dvojitého dna změřit v těchto prostorách koncentraci plynů nebo par, uvolňovaných nákladem, nebo obsah kyslíku ve vzduchu, musí se výsledky takovýchto měření zaznamenávat písemně. Měření smějí provádět pouze osoby, uvedené v 8.2.1.2, které jsou vybavené vhodným dýchacím přístrojem pro přepravovanou látku.

Do prostor, které se přezkušují, se za účelem měření nesmí vstupovat.

##### **7.1.3.1.4**

Přeprava volně loženého nákladu nebo bez obalu

Pokud plavidlo přepravuje v nákladním prostoru volně ložené látky, které mají ve sloupci (9) tabulky A kapitoly 3.2 uvedeno EX a/nebo TOX, tak před vstupem kohokoliv do těchto nákladních prostor musí být změřena koncentrace hořlavých a/nebo toxických plynů a par uvolňovaných nákladem v těchto nákladních prostorech, a rovněž v sousedících nákladních prostorech.

##### **7.1.3.1.5**

Přeprava nebezpečných nákladů volně ložených nebo bez obalu, a rovněž v dvojitých bocích nebo dvojitém dně, se povoluje pouze případě, když:

- koncentrace hořlavých plynů a par, uvolňovaných nákladem, v nákladním prostoru, dvojitých bocích nebo dvojitém dně je menší než 10 % spodní hranice výbušnosti, koncentrace toxických plynů a par, uvolňovaných nákladem, je nižší než národně přípustná úroveň expozice, a procentuální obsah kyslíku je mezi 20 - 23,5 % obj.; nebo
- koncentrace hořlavých plynů a par uvolňovaných nákladem představuje méně než 10 % spodní hranice výbušnosti a osoba, vstupující do takového prostoru, používá nezávislý dýchací přístroj a jiné potřebné ochranné a záchranné vybavení, a je jištěna pomocí lana. Vstupovat do takových prostor se povoluje pouze v případě, když tuto činnost sleduje druhá osoba, která má k dispozici stejné vybavení. Ještě dvě osoby, které jsou schopné poskytnout pomoc v mimořádné situaci, se musí nacházet na plavidle ve slyšitelné vzdálenosti.

Na rozdíl od pododdílu 1.1.4.6 má přísnější národní legislativa, týkající se vstupu do nákladního prostoru, přednost před ADN.

##### **7.1.3.1.6**

Přeprava v obalech

Je-li podezření na poškození obalů, tak před vstupem jakékoli osoby do nákladního prostoru, obsahujícího nebezpečné věci tříd 2, 3, 4.3, 5.2, 6.1 a 8, u kterých je ve sloupci (9) tabulky A kapitoly 3.2 uvedeno EX a/nebo TOX, musí být změřena koncentrace hořlavých a/nebo toxických plynů, uvolňovaných nákladem, v těchto prostorách.

##### **7.1.3.1.7**

Je-li podezření při přepravě nebezpečných věcí tříd 2, 3, 4.3, 5.2, 6.1 a 8 na poškození obalů, tak se vstup do nákladních prostor a rovněž dvojitých boků a nebo dvojitého dna povoluje pouze v případě, když:

- koncentrace hořlavých plynů a par, vylučovaných nákladem, v nákladním prostoru, dvojitých bocích nebo dvojitém dně je menší než 10 % spodní hranice výbušnosti, koncentrace toxických plynů a par, uvolňovaných nákladem, je nižší než národně přípustná úroveň expozice, a procentuální obsah kyslíku je mezi 20 - 23,5 % obj.; nebo



- koncentrace hořlavých plynů a par, uvolňovaných nákladem, představuje méně než 10 % spodní hranice výbušnosti a osoba, vstupující do těchto prostor používá nezávislý dýchací přístroj a jiné potřebné ochranné a záchranné vybavení a je jištěna pomocí lana. Vstupovat do takových prostor se povoluje pouze v případě, když tuto činnost sleduje druhá osoba, která má k dispozici stejné vybavení. Ještě dvě osoby, které jsou schopné poskytnout pomoc v mimořádné situaci, se musí nacházet na plavidle ve slyšitelné vzdálenosti.

Na rozdíl od pododdílu 1.1.4.6 má přísnější národní legislativa, týkající se vstupu do nákladního prostoru, přednost před ADN.

**7.1.3.2**

-

**7.1.3.14**

(Vyhrazeno)

**7.1.3.15****Odborník na plavidle**

Jsou-li přepravovány nebezpečné věci, musí být odpovědný velitel plavidla zároveň odborníkem podle 8.2.1.2.

**POZNÁMKA:** Který z velitelů posádky plavidla je odpovědným velitelem plavidla, musí být určeno a dokumentováno na plavidle dopravcem. Pokud neexistuje takové určení, vztahuje se tento požadavek na každého velitele plavidla.

*Odchylkou od tohoto ustanovení je pro nakládku a vykládku nebezpečných věcí v tlačném člunu dostačující, aby osoba, která je odpovědná za nakládku a vykládku a za balastování tlačného člunu, měla odbornou kvalifikaci vyžadovanou podle 8.2.1.2.*

**7.1.3.16**

Všechna měření na palubě plavidla musí být prováděna odborníkem uváděným v 8.2.1.2, jestliže v Předpisech přiložených k dohodě ADN není uvedeno jinak. Výsledky měření musí být zaznamenány v knize kontrol podle 8.1.2.1 (g).

**7.1.3.17**

-

**7.1.3.19**

(Vyhrazeno)

**7.1.3.20****Balastní voda**

Dvojitě boky a dvojitá dna se smí využívat pro balastní vodu.

**7.1.3.21**

(Vyhrazeno)

**7.1.3.22****Otvírání nákladních prostor****7.1.3.22.1**

Nebezpečné věci musí být chráněny proti vlivům počasí a proti stříkající vodě kromě nakládky a vykládky nebo během kontroly.

Toto ustanovení neplatí, jsou-li nebezpečné věci uloženy v kontejnerech odolných proti postřiku, IBC nebo velkých obalech, nebo v MEGC, přemístitelných cisternách, cisternových kontejnerech, uzavřených vozidlech nebo krytých železničních vozech, nebo ve vozidlech nebo železničních vozech s plachtou.

**7.1.3.22.2**

Při přepravě nebezpečných nákladů volně ložených musí nákladní prostor být uzavřen kryty nákladních prostor.

**7.1.3.23**

-

**7.1.3.30**

(Vyhrazeno)

**7.1.3.31****Motory**

Je zakázáno používat motory poháněné palivou, jejichž bod vzplanutí je rovný nebo nižší 55 °C (např. benzinové motory). Toto ustanovení se nepoužije u:

- závěsných benzinových motorů záchranných člunů;

- pracovních a záchranných člunů, které odpovídají požadavkům Kapitoly 30 a Oddílu 1 Přílohy 8 Evropské normy stanovující technické požadavky pro vnitrozemská plavidla (ES-TRIN), v platném znění<sup>1</sup>.

Když se látka přepravuje jako volně ložená a ve sloupci (9) tabulky A kapitoly 3.2 je uvedeno EX, pak:

- závěsné motory a jejich palivové nádrže se musí převážet na palubě pouze mimo chráněnou oblast; a
- mechanická nafukovací zařízení, závěsné motory a jejich elektrozařízení se musí používat pouze mimo chráněnou oblast.

#### **7.1.3.32 Nádrže na pohonné hmoty**

Dvojitá dna o výšce minimálně 0,60 m mohou být použita jako palivové nádrže, pokud byla postavena podle předpisů části 9, kapitoly 9.1 nebo 9.2.

#### **7.1.3.33**

-

#### **7.1.3.40** (Vyhrazeno)

#### **7.1.3.41 Kouření, používání ohně a otevřeného světla**

7.1.3.41.1 Kouření, včetně elektronických cigaret a jiných obdobných zařízení, používání ohně a otevřeného světla na palubě plavidla je zakázáno.

Tabule oznamující tento zákaz musí být umístěny na vhodných místech.

Tento zákaz se nevztahuje na obytné prostory nebo kormidelnu za podmínky, že jejich okna, dveře, světlíky a poklopy jsou uzavřeny a ventilační systém je seřízen tak, aby zajišťoval přetlak nejméně 0,1 kPa.

7.1.3.41.2 Topné, varné a chladicí zařízení nesmí být provozováno ani kapalnými pohonnými hmotami, zkapalněnými plyny, ani pevnými hořlavými látkami.

Varná a chladicí zařízení jsou povolena pouze v obytných prostorech a v kormidelně.

7.1.3.41.3 Pokud jsou topné přístroje nebo topné kotle umístěny do strojoven nebo do prostor, které jsou pro to zvláště vhodné, smí být provozovány kapalnými pohonnými hmotami, avšak s bodem vzplanutí vyšším než 55 °C.

#### **7.1.3.42 Vytápění nákladních prostor**

Je zakázáno, vytápět nákladní prostory nebo v nich provozovat topení.

#### **7.1.3.43** (Vyhrazeno)

#### **7.1.3.44 Čistící práce**

Je zakázáno, provádět čistící práce kapalinami, jejichž bod vzplanutí je nižší než 55 °C.

#### **7.1.3.45**

-

#### **7.1.3.50** (Vyhrazeno)

#### **7.1.3.51 Elektrická a neelektrické vybavení a zařízení**

7.1.3.51.1 Elektrické a neelektrické vybavení a zařízení musí být udržována v bezvadném stavu.

7.1.3.51.2 V chráněné oblasti je zakázáno používat přenosné elektrické kabely. Tento požadavek se nevztahuje na elektrické kabely, uváděné v 9.1.0.53.5.

<sup>1</sup> Nacházejí se na webu Evropského výboru pro rozpracování norem v oblasti vnitrozemské plavby CESNI, <https://www.cesni.eu/en/documents/es-trin/>.

Přenosné elektrické kabely musí podléhat kontrole před každým použitím. Musí být instalovány tak, aby byla vyloučena možnost jejich poškození. Spoje musí být umístěny mimo chráněnou oblast.

Používání přenosných kabelů pro propojení lodní elektrické sítě k pobřežní elektrické síti se nepovoluje:

- během nakládky a vykládky látek, pro které ve sloupci (9) tabulky A kapitoly 3.2 je uvedeno EX; nebo
- když se plavidlo nachází v bezprostřední blízkosti označené příbřežní zóny nebo v jejím rámci

7.1.3.51.3 Zásuvky pro připojení signálního osvětlení a osvětlení lávky na břeh a pro připojení kontejnerů, ponorných čerpadel, pojezdů krytů nákladních prostor nebo ventilátorů nákladních prostor, smějí být pod napětím pouze tehdy, jestliže signální osvětlení a osvětlení lávky, kontejnery, ponorná čerpadla, pojezdy krytů nákladních prostor nebo ventilátory nákladních prostor jsou v provozu. Připojení a odpojení se mohou provádět pouze v případě, že se zásuvka nenachází pod proudem.

7.1.3.51.4 Elektrická vybavení a zařízení v nákladních prostorech musí být vypnuta a chráněna před náhodným zapnutím.

Toto ustanovení se nepoužije u pevně zabudovaných elektrických kabelů, procházejících přes nákladní prostory, u přenosných elektrických kabelů propojujících kontejnery, které jsou uloženy v souladu s 7.1.4.4.4, a elektrickým vybavením a zařízení, odpovídajícím požadavkům ve vztahu použití v zóně 1.

7.1.3.51.5 Během setrvání v bezprostřední blízkosti u vyznačené příbřežní zóny nebo v její oblasti elektrická a neelektrická vybavení a zařízení, která neodpovídají požadavkům dle 9.1.0.52.1, nebo mající teplotu povrchu větší než 200 °C (červené označení dle 9.1.0.51 a 9.1.0.52.2) musí být vypnuta a jejich teplota povrchu musí klesnout pod 200 °C, nebo musí být přijata opatření uvedená v 7.1.3.51.6.

7.1.3.51.6 7.1.3.51.5 se nepoužije ve vztahu k obytným prostorům, kormidelně a služebním prostorům umístěných za hranici chráněné oblasti, v případě, že:

- (a) ventilační systém je seřízen tak, aby zajišťoval přetlak alespoň 0,1 kPa; a
- (b) systém pro detekci plynů byl zapnutý a nepřetržitě prováděl měření.

7.1.3.51.7 Vybavení a zařízení uvedená v 7.1.3.51.5, která byla vypnuta během nakládky nebo vykládky, nebo během nacházení se v bezprostřední blízkosti u vyznačené příbřežní zóny nebo v její oblasti, mohou být znovu zapnuta pouze tehdy, když:

- (a) se již plavidlo nenachází v blízkosti příbřežní zóny nebo v její oblasti; nebo
- (b) koncentrace n-hexanu v kormidelně, obytných prostorech a služebních prostorech, umístěných mimo chráněnou oblast, představuje méně než 10 % spodní hranice výbušnosti.

Výsledky měření se musí zaznamenávat.

7.1.3.51.8 Nejsou-li plavidla schopna splnit požadavky uvedené v 7.1.3.51.5 a 7.1.3.51.6, není jim dovoleno zdržovat se v bezprostřední blízkosti nebo uvnitř příbřežní zóny. Příslušný orgán může povolit výjimky v jednotlivých případech.

**7.1.3.52**

**7.1.3.69** –  
(Vyhrazeno)

### **7.1.3.70 Antény, hromosvody, dráty, stožáry**

7.1.3.70.1 Žádná část antén elektronických zařízení, žádný hromosvod a žádné dráty se nesmí nacházet nad nákladními prostory.

7.1.3.70.2 Žádná část antén radiostanic se nesmí nacházet v okruhu 2,00 m kolem látek a předmětů třídy 1.

**7.1.3.71**

**7.1.3.99** –  
(Vyhrazeno)

## 7.1.4 Doplnkové předpisy pro nakládku, přepravu, vykládku a ostatní manipulaci s nákladem

### 7.1.4.1 Omezení přepravovaného množství

7.1.4.1.1 S výhradou ustanovení uvedených v 7.1.4.1.3 nesmí být na plavidle překročeny následující celkové (brutto) hmotnosti. U tlačných sestav a sestav spřažených plavidel se považuje tato celková (brutto) hmotnost pro každou jednotku těchto sestav:

#### **Třída 1**

Všechny látky a předměty podtřídy 1.1 skupiny snášenlivosti A	90 kg <sup>1)</sup>
Všechny látky a předměty podtřídy 1.1 skupiny snášenlivosti B, C, D, E, F, G, J nebo L	15 000 kg <sup>2)</sup>
Všechny látky a předměty podtřídy 1.2 skupiny snášenlivosti B, C, D, E, F, G, H, J nebo L	50 000 kg
Všechny látky a předměty podtřídy 1.3 skupiny snášenlivosti C, G, H, J nebo L	300 000 kg <sup>3)</sup>
Všechny látky a předměty podtřídy 1.4 skupiny snášenlivosti B, C, D, E, F, G nebo S	1 100 000 kg
Všechny látky podtřídy 1.5 skupiny snášenlivosti D	15 000 kg <sup>2)</sup>
Všechny látky podtřídy 1.6 skupiny snášenlivosti N,	300 000 kg <sup>3)</sup>
prázdné obaly, nevyčištěné	1 100 000 kg

#### **POZNÁMKA:**

<sup>1)</sup> V minimálně třech partiích po maximálně 30 kg a s odstupem minimálně 10,00 m mezi jednotlivými partiemi.

<sup>2)</sup> V minimálně třech partiích po maximálně 5 000 kg a s odstupem minimálně 10,00 m mezi jednotlivými partiemi.

<sup>3)</sup> Nejvýše 100.000 kg na nákladní prostor. Pro rozdělení nákladního prostoru je dovolena dřevěná přepážka.

#### **Třída 2**

Všechny látky, pro které se v sloupci (5) tabulky A kapitoly 3.2 vyžaduje bezpečnostní značka číslo 2.1; celkem	300 000 kg
Všechny látky, pro které se v sloupci (5) tabulky A kapitoly 3.2 vyžaduje bezpečnostní značka číslo 2.3; celkem	120 000 kg
Jiné věci	bez omezení

#### **Třída 3**

Všechny látky, pro které se v sloupci (5) tabulky A kapitoly 3.2 vyžaduje bezpečnostní značka číslo 6.1; celkem	120 000 kg
Jiné věci; celkem	300 000 kg

#### **Třída 4.1**

UN čísla 3221, 3222, 3231 a 3232, celkem	15 000 kg
Všechny věci obalové skupiny I; všechny věci obalové skupiny II, pro které se v sloupci (5) tabulky A kapitoly 3.2 vyžaduje bezpečnostní značka číslo 6.1; samovolně se rozkládající látky typů C, D, E a F (UN čísla 3223 až 3230, 3233 až 3240); jiné látky klasifikačního kódu SR1 nebo SR2 (UN čísla 2956, 3241, 3242 a 3251); a znečtivěné výbušné látky obalové skupiny II (UN čísla 2907, 3319 a 3344); celkem	120 000 kg
Jiné věci	bez omezení

#### **Třída 4.2**

Všechny věci obalové skupiny I nebo II, pro které se v sloupci (5) tabulky A kapitoly 3.2 vyžaduje bezpečnostní značka číslo 6.1; celkem	300 000 kg
Jiné věci	bez omezení

#### **Třída 4.3**

Všechny věci obalové skupiny I nebo II, pro které se v sloupci (5) tabulky A kapitoly 3.2 vyžaduje bezpečnostní značka číslo 3, 4.1 nebo 6.1; celkem	300 000 kg
Jiné věci	bez omezení

#### **Třída 5.1**

Všechny věci obalové skupiny I nebo II, pro které se v sloupci (5) tabulky A kapitoly 3.2 vyžaduje bezpečnostní značka číslo 6.1; celkem	300 000 kg
--	------------

Jiné věci bez omezení

**Třída 5.2**

UN 3101, UN 3102, UN 3111 a UN 3112, celkem 15 000 kg  
Ostatní věci: celkem 120 000 kg

**Třída 6.1**

Všechny věci obalové skupiny I: celkem 120 000 kg  
Všechny věci obalové skupiny II: celkem 300 000 kg  
Všechny věci přepravované ve volně loženém stavu 0 kg  
Jiné věci bez omezení

**Třída 7**

UN 2912, UN 2913, UN 2915, UN 2916, UN 2917, UN 2919, UN 2977, UN 2978 a UN 3321 až UN 3333 0 kg  
Jiné věci bez omezení

**Třída 8**

Všechny věci obalové skupiny I; věci obalové skupiny II, pro které se v sloupci (5) tabulky A kapitoly 3.2 vyžaduje bezpečnostní značka číslo 3 nebo 6.1: celkem 300 000 kg  
Jiné věci bez omezení

**Třída 9**

Všechny věci obalové skupiny II: celkem 300 000 kg  
UN 3077, pro věci přepravované ve volně loženém stavu a klasifikované jako nebezpečné vodnímu prostředí, kategorií Akutní 1 nebo Chronická 1 podle 2.4.3: 0 kg  
Jiné věci bez omezení

7.1.4.1.2 S výhradou ustanovení uvedených v 7.1.4.1.3 je nejvyšší dovolené množství nebezpečných věcí na jednom plavidle nebo na každé jednotce tlačné sestavy nebo sestavy spřažených plavidel nejvýše 1 100 000 kg.

Omezení uvedená v 7.1.4.1.1 a 7.1.4.1.2 neplatí v případě přepravy nebezpečných věcí tříd 2, 3, 4.1, 4.2, 4.3, 5.1, 5.2, 6.1, 7, 8 a 9, s výjimkou nebezpečných věcí, pro které se v sloupci (5) tabulky A kapitoly 3.2 vyžaduje bezpečnostní značka číslo 1, plavidly s dvojitou obšívkou splňujícími dodatečné požadavky uvedené v 9.1.0.88 až 9.1.0.95 nebo 9.2.0.88 až 9.2.0.95.

7.1.4.1.3 Jestliže se látky a předměty různých podtříd třídy 1 nakládají do jednoho plavidla v souladu s ustanoveními pro zákaz společné nakládky, uvedenými v 7.1.4.3.3 nebo 7.1.4.3.4, nesmí celková čistá (netto) hmotnost nákladu překročit nejmenší hodnotu dle 7.1.4.1.1. pro naložené věci nejnebezpečnější podtřídy v následujícím pořadí 1.1, 1.5, 1.2, 1.3, 1.6, 1.4.

7.1.4.1.4 Jestliže celková hmotnost přepravovaných výbušných látek a výbušných látek obsažených v přepravovaných předmětech není známa, vztahuje se hmotnost uvedená v tabulce 7.1.4.1.1 výše na celkovou (brutto) hmotnost nákladu.

7.1.4.1.5 (Vypuštěno)

**7.1.4.2 Zákaz společné nakládky (volně ložené látky)**

Na plavidlech s látkami třídy 5.1 volně loženými se nesmějí přepravovat žádné jiné věci.

**7.1.4.3 Zákaz společné nakládky (kusy v nákladních prostorech)**

7.1.4.3.1 Věci různých tříd musí být od sebe odděleny horizontálně minimálně 3,00 m. Nesmějí být ukládány na sobě.

7.1.4.3.2 Nezávisle na množství nesmějí nebezpečné věci, u kterých v 3.2 tabulka A sloupec (12), je předepsáno označení dvěma modrými kužely nebo dvěma modrými světly, být uloženy do stejného nákladního prostoru s hořlavými látkami, u kterých je v 3.2 tabulka A, sloupec (12) předepsáno označení jedním modrým kuželem nebo jedním modrým světlem.

7.1.4.3.3 Kusy s látkami a předměty třídy 1 a kusy s látkami třídy 4.1 a 5.2, u kterých je v 3.2 tabulka A sloupec (12), předepsáno označení třemi modrými kužely nebo třemi modrými světlými, musí být odděleny od všech ostatních tříd minimálně 12 m.

7.1.4.3.4 Látky a předměty třídy 1 smějí být uloženy ve stejném nákladním prostoru jen tehdy, jestliže toto vyplývá z následující tabulky:

Skupina snášenlivosti	A	B	C	D	E	F	G	H	J	L	N	S
A	X	-	-	-	-	-	-	-	-	-	-	-
B	-	X	-	<u>1/</u>	-	-	-	-	-	-	-	X
C	-	-	X	X	X	-	X	-	-	-	<u>2/3/</u>	X
D	-	<u>1/</u>	X	X	X	-	X	-	-	-	<u>2/3/</u>	X
E	-	-	X	X	X	-	X	-	-	-	<u>2/3/</u>	X
F	-	-	-	-	-	X	-	-	-	-	-	X
G	-	-	X	X	X	-	X	-	-	-	-	X
H	-	-	-	-	-	-	-	X	-	-	-	X
J	-	-	-	-	-	-	-	-	X	-	-	X
L	-	-	-	-	-	-	-	-	-	<u>4/</u>	-	-
N	-	-	<u>2/3/</u>	<u>2/3/</u>	<u>2/3/</u>	-	-	-	-	-	<u>2/</u>	X
S	-	X	X	X	X	X	X	X	X	-	X	X

„X“: uvádí, že látky a předměty odpovídajících skupin snášenlivosti podle ADN smějí být uloženy ve stejném nákladním prostoru.

1/ Kusy obsahující předměty přiřazené ke skupině snášenlivosti B nebo látky nebo předměty přiřazené ke skupině snášenlivosti D smějí být uloženy společně v jednom nákladním prostoru, pokud jsou přepravovány v uzavřených kontejnerech, vozidlech nebo železničních vozech.

2/ Různé druhy předmětů klasifikace 1.6 N smějí být přepravovány pouze jako předměty klasifikace 1.6 N dohromady, jestliže kontrolami nebo analogickým závěrem je prokázáno, že mezi předměty neexistuje žádné dodatečné nebezpečí výbuchu přenosem. V jiném případě je třeba s nimi zacházet jako s předměty podtřídy 1.1.

3/ Jestliže předměty skupiny snášenlivosti „N“ jsou nakládány dohromady s látkami nebo předměty skupiny snášenlivosti „C“, „D“ nebo „E“, musí se s předměty skupiny snášenlivosti „N“ zacházet tak, jako by měly vlastnosti skupiny snášenlivosti „D“.

4/ Kusy s látkami a předměty skupiny snášenlivosti „L“ smějí být nakládány do společného nákladního prostoru s kusy se stejnorodými látkami a předměty této skupiny snášenlivosti.

7.1.4.3.5 Při přepravě látek třídy 7 (UN 2916, 2917, 3323, 3328, 3329 a 3330) v kusech typu B(U), nebo typu B(M) nebo typu C je třeba splnit kontroly, omezení a předpisy, uvedené v povolení příslušného orgánu.

7.1.4.3.6 Při přepravě látek třídy 7 na základě zvláštní dohody (UN 2919 a UN 3331), je třeba splnit zvláštní předpisy, stanovené příslušným orgánem. Zvláště společná nakládka je povolena jen tehdy, jestliže ji příslušný orgán schválil.

**7.1.4.4 Zákaz společné nakládky (kontejnery, vozidla, železniční vozy)**

7.1.4.4.1 7.1.4.3 neplatí pro kusy v kontejneru, vozidle nebo železničním voze, které jsou uloženy podle jedné z mezinárodních úprav.

7.1.4.4.2 7.1.4.3 neplatí pro:

- uzavřené kontejnery;
- uzavřená vozidla a uzavřené železniční vozy;
- cisternové kontejnery, přemístitelné cisterny a MEGC;
- cisternová vozidla a cisternové vozy.

7.1.4.4.3 U ostatních kontejnerů, jiných než jsou uvedené v 7.1.4.4.1 a 7.1.4.4.2, může být odstup podle 7.1.4.3.1 snížen na 2,40 m (šířka jednoho kontejneru).

7.1.4.4.4 Elektrické instalace a zařízení namontované na vnější straně uzavřeného kontejneru mohou být spojeny s pohyblivými elektrickými kabely podle ustanovení uvedených v 9.1.0.53.5 nebo mohou být uvedeny do provozu, za těchto podmínek:

- (a) takové elektrické instalace a zařízení jsou vhodné alespoň pro použití v zóně 1 a splňují požadavky pro teplotní třídu T4 a skupinu výbušnosti II B; nebo
- (b) takové elektrické instalace a zařízení nesplňují požadavky uvedené v pododstavci (a), ale jsou dostatečně odděleny od jiných kontejnerů obsahujících látky:
  - třídy 2, pro které je ve sloupci (5) tabulky A kapitoly 3.2 vyžadována bezpečnostní značka č. 2.1;
  - třídy 3, obalové skupiny I nebo II;
  - třídy 4.3;
  - třídy 6.1, obalové skupiny I nebo II, s vedlejším nebezpečím třídy 4.3;
  - třídy 8, obalové skupiny I, s vedlejším nebezpečím třídy 3; a
  - třídy 8, obalové skupiny I nebo II, s vedlejším nebezpečím třídy 4.3.

Tato podmínka se považuje za splněnou, jestliže žádný kontejner obsahující výše uvedené látky není uložen v prostoru válcovitého tvaru o poloměru 2,4 m kolem elektrických instalací a zařízení a s neomezeným vertikálním rozměrem.

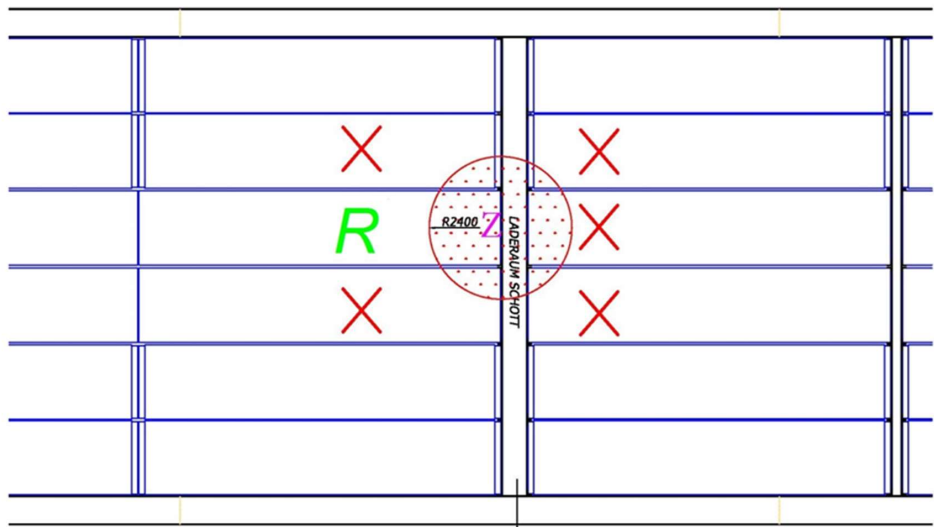
Požadavky pododstavců (a) a (b) nemusí být splněny, jsou-li kontejnery s elektrickými instalacemi nebo zařízeními, které nesplňují požadavky pro použití v oblastech s nebezpečím výbuchu, a kontejnery obsahující výše uvedené látky uloženy v oddělených nákladních prostorech.

Příklady uložení a oddělení kontejnerů

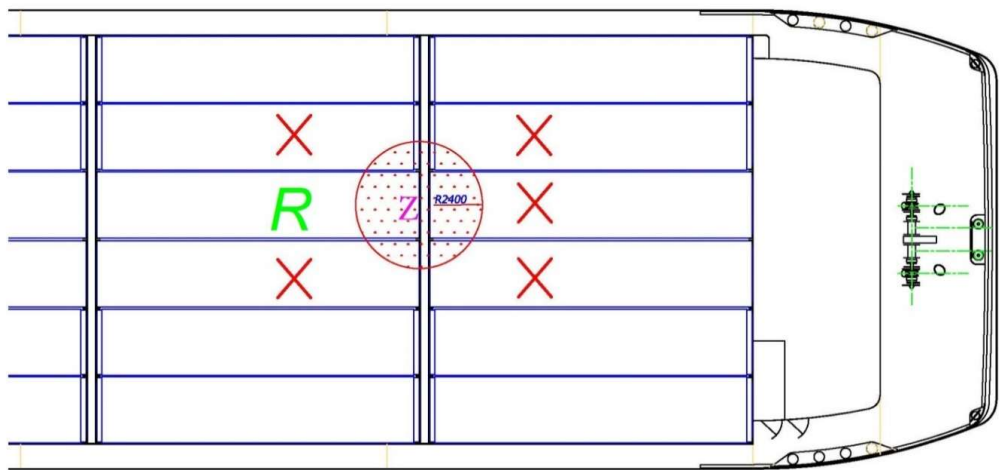
Vysvětlivky

- R Kontejner (např. chladírenský) s elektrickým zařízením, které není typu „potvrzená bezpečnost“.
- Z Elektrické zařízení, které není typu „potvrzená bezpečnost“.
- X Kontejner není dovolen, jestliže obsahuje nebezpečné látky, pro které se vyžaduje dostatečná separace.

Pohled shora  
1. Na palubě

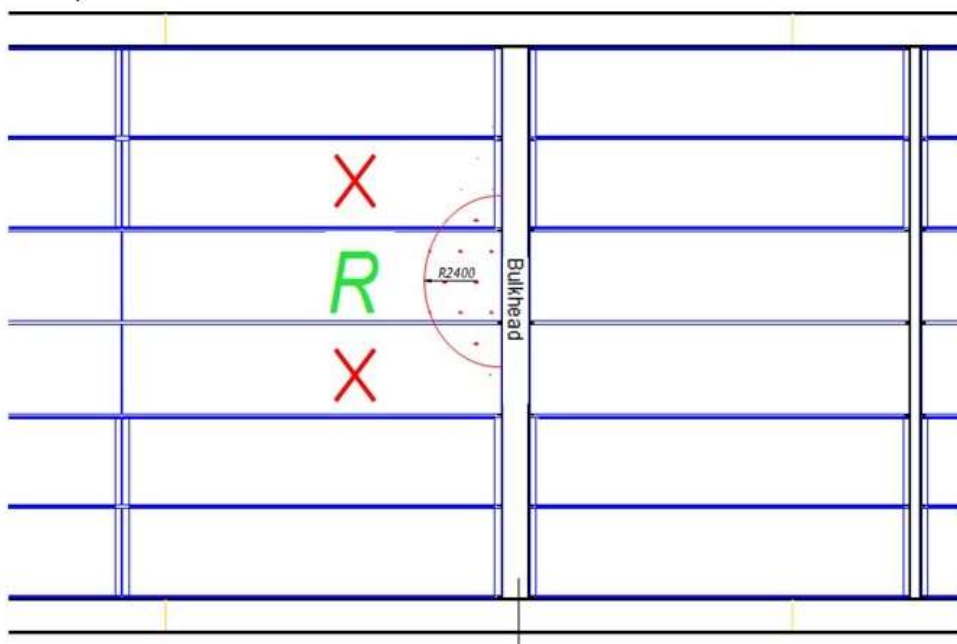


Pohled shora  
2. V nákladním prostoru

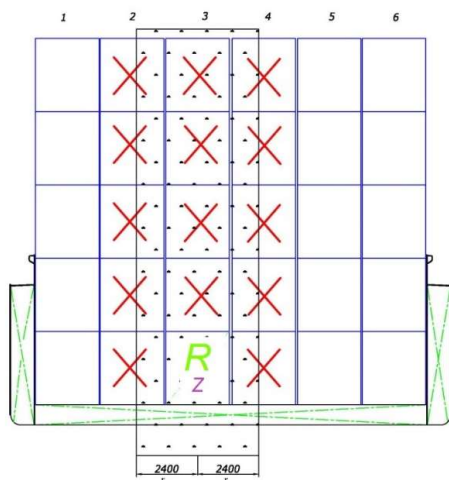




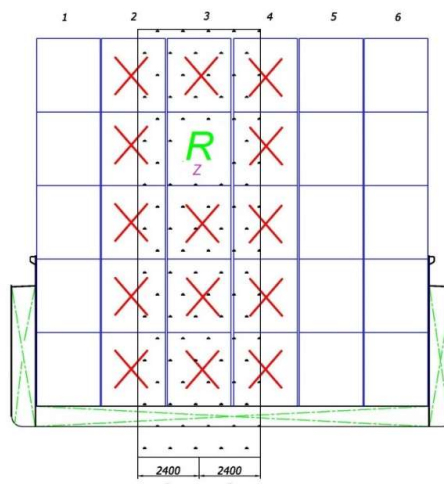
Pohled shora

**2. V nákladním prostoru**

Čelní pohled



Čelní pohled

**7.1.4.4.5**

Elektrické instalace a zařízení namontované na nekrytém kontejneru nesmějí být spojeny s pohyblivými elektrickými kabely podle ustanovení uvedených v 9.1.0.53.5, nebo být použity, ledaže jsou vhodné alespoň pro použití v zóně 1 a splňují požadavky pro teplotní třídu T4 a skupinu výbušnosti II B, nebo je-li kontejner uložen v nákladním prostoru, který neobsahuje kontejnery s látkami uvedenými v 1.7.4.4.4 (b).

**7.1.4.5      *Zákaz společné nakládky (námořní plavidla; vnitrozemská plavidla přepravující kontejnery)***

Pro námořní plavidla a vnitrozemská plavidla, pokud posledně jmenované mají naložené kontejnery, platí zákaz společné nakládky za dodržení, jestliže jsou splněny předpisy uložení a oddělení dle IMDG Code.

**7.1.4.6      (Vyhrazeno)****7.1.4.7      *Místa nakládky a vykládky***

7.1.4.7.1      Nebezpečné věci musí být nakládány nebo vykládány jen na místech určených nebo schválených pro tento účel příslušným orgánem. Na těchto místech musí být k dispozici evakuační prostředky uvedené v pododdílu 7.1.4.77. Jinak je překládka dovolena jen se souhlasem příslušného orgánu.

7.1.4.7.2      Jestliže jsou na plavidle látky a předměty třídy 1 a látky třídy 4.1 nebo 5.2, u kterých je v 3.2 tabulka A sloupec 12, předepsáno označení třemi modrými kužely nebo třemi modrými světly, smějí látky jakéhokoli druhu být nakládány nebo vykládány pouze na místech, označených příslušným orgánem nebo k tomu účelu schválených.

7.1.4.7.3      Je-li na břehu pro místo nakládky a vykládky určena zóna, je plavidlu dovoleno stát v její bezprostřední blízkosti nebo uvnitř této zóny, jen pokud splňuje požadavky uvedené v 9.1.0.12.3 (b) nebo (c), 9.1.0.51, 9.1.0.52.1 a 9.1.0.52.2. Příslušný orgán může povolit výjimky v jednotlivých případech.

**7.1.4.8      *Okamžik a doba trvání prací nakládky a vykládky***

7.1.4.8.1      Práce nakládky a vykládky u látek a předmětů třídy 1 a látek třídy 4.1 nebo 5.2, u kterých je v 3.2 tabulka A, sloupec 12 předepsáno označení třemi modrými kužely nebo třemi modrými světly, nesmějí započít bez písemného povolení příslušného orgánu. To platí také pro nakládku a vykládku jiných látek, jestliže se na plavidle nachází látky a předměty třídy 1 a látky třídy 4.1 nebo 5.2, u kterých je v 3.2 tabulka A, sloupec 12 předepsáno označení třemi modrými kužely nebo třemi modrými světly.

7.1.4.8.2      Nakládky a vykládky u látek a předmětů třídy 1 a látek třídy 4.1 nebo 5.2, pro které ve sloupci (12) tabulky A kapitoly 3.2, je předepsaná signalizace formou tří modrých kuželů nebo tří modrých světél, musí být pozastavena v případě bouřky.

**7.1.4.9      *Překládka***

Je zakázáno, bez povolení místně příslušného orgánu, překládat zcela nebo částečně náklad mimo k tomu schválené překladiště.

**POZNÁMKA:** K překládce na dopravní prostředky jiného druhu dopravy viz 7.1.4.7.1.

**7.1.4.10      *Preventivní opatření u potravin, poživatin a krmiv***

7.1.4.10.1      Pokud v 3.2 tabulka A, sloupec 6 je u nějaké látky nebo předmětu uveden zvláštní ustanovení 802, musí být provedena následující preventivní opatření u potravin, poživatin a krmiv:

Kusy, jakož i nevyčištěné prázdné obaly, včetně velkých obalů a IBC, se značkami podle vzoru 6.1 nebo 6.2 nebo takové se značkami podle vzoru 9, které obsahují látky třídy 9 UN čísel 2212, 2315, 2590, 3151, 3152 nebo 3245 nesmějí v nákladních prostorách, v kontejnerech a na místech nakládky, vykládky nebo překládky být pokládány na sebe nebo překládány v bezprostřední blízkosti kusů, o kterých je známo, že obsahují potraviny, poživatiny a krmiva.

Pokud tyto kusy se shora uvedenými značkami se překládají v bezprostřední blízkosti kusů, o kterých je známo, že obsahují potraviny, poživatiny nebo krmiva, musí být od těchto odděleny:

(c) celostennými přepážkami. Tyto přepážky musí být tak vysoké, jako kusy se shora uvedenými značkami, nebo

- (d) kusy, které nejsou opatřeny značkami podle vzoru 6.1, 6.2 nebo 9 nebo mají značky podle vzoru 9, ale neobsahují žádné látky třídy 9, UN čísel 2212, 2315, 2590, 3151, 3152 a 3245, nebo
  - (e) odstupem minimálně 0,80 m,
- ledaže kusy s těmito značkami jsou ještě zabalené nebo plně zakryté (např. fólií, kartony nebo jinými prostředky).

#### **7.1.4.11 Plán uložení nákladu**

- 7.1.4.11.1 Velitel plavidla musí do plánu uložení nákladu uvést, jaké zboží je uloženo v jednotlivých nákladních prostorech nebo na palubě. Látky a předměty se musí uvést podle přepravního dokladu v souladu s 5.4.1.1.1 (a), (b), (c) a (d).
- 7.1.4.11.2 Při přepravě nebezpečných látek v kontejnerech stačí číslo kontejneru. V tomto případě musí být na plavidle seznam všech kontejnerů s čísly a látkami, uloženými v kontejnerech s UN číslem nebo identifikačními čísly látek, oficiálním označením přepravy, třídy, a pokud existuje, třída obalů v souladu s 5.4.1.1.1 (a), (b), (c) a (d), jako příloha k plánu nakládky.

#### **7.1.4.12 Větrání**

- 7.1.4.12.1 Při nakládce a vykládce nákladních prostor plavidel typu Ro-Ro silničními dopravními prostředky musí být obnoven vzduch minimálně pětikrát každou hodinu. Přitom je třeba počítat s objemem prázdného nákladního prostoru.
- 7.1.4.12.2 Na plavidlech, která přepravují nebezpečné látky v kontejnerech v otevřených nákladních prostorech, nemusí být zabudované žádné ventilátory, musí se však nacházet na plavidle. Při podezření na poškození kontejneru nebo při podezření, že se obsah uvolnil uvnitř kontejneru, musí být nákladní prostory větrány tak, aby se koncentrace hořlavých plynů a par pocházejících z nákladu snížila pod 10 % dolní meze výbušnosti, nebo v případě toxických plynů a par pod úroveň expozice přijatelné podle vnitrostátních předpisů.
- 7.1.4.12.3 Pokud se cisternové kontejnery, přemístitelné cisterny, MEGC, silniční cisternová vozidla nebo cisternové vozy uloží v uzavřených nákladních prostorech, musí v těchto nákladních prostorech být neustále měněn vzduch, pětikrát za hodinu.

#### **7.1.4.13 Opatření před nakládkou**

Nákladní prostory a plochy musí být před nakládkou vyčištěny. Nákladní prostory musí být větrány.

#### **7.1.4.14 Manipulace a uložení nákladu**

- 7.1.4.14.1 Jednotlivé části nákladu musí být uloženy tak, aby nemohly změnit svou pozici navzájem a vůči plavidlu a nemohly být poškozeny ostatním nákladem.
- 7.1.4.14.1.1 Kusy obsahující nebezpečné věci a nebalené nebezpečné předměty musí být ve vozidle nebo v kontejneru zajištěny vhodnými prostředky schopnými zadržet věci (jako jsou upínací pásy, posuvné přepážky, stavitelné opěrky) takovým způsobem, aby se zabránilo jakémukoli pohybu během přepravy, který by mohl změnit orientaci kusů nebo je poškodit. Jsou-li nebezpečné věci přepravovány s jinými věcmi (např. těžkými stroji nebo laťovými bednami), musí být všechny věci bezpečně uloženy a upevněny ve vozidlech nebo kontejnerech, aby se zabránilo uvolnění nebezpečných věcí. Pohybu kusů může být zabráněno také vyplněním všech mezer za použití zaklíňovacích nebo blokačních a fixačních prostředků. Pokud se používají zadržovací prostředky, jako pásy nebo popruhy, nesmějí být tyto prostředky příliš utaženy, aby nezpůsobily poškození nebo deformaci kusu. Flexibilní kontejnery pro volně ložené látky musí být v nákladním prostoru uloženy takovým způsobem, aby mezi nimi nebyly prázdné prostory. Pokud flexibilní kontejnery pro volně ložené látky nevyplňují zcela nákladní prostor, musí být učiněna přiměřená opatření proti posouvání nákladu.
- 7.1.4.14.1.2 Kusy se nesmějí stohovat, pokud nejsou pro tento účel konstruovány. Mají-li se společně nakládat různé druhy kusů konstruovaných pro stohování, je třeba vzít v úvahu jejich kompatibilitu z hlediska stohování. Je-li to nutné, musí se zabránit poškození spodních kusů použitím nosných prostředků. Flexibilní kontejnery pro volně ložené látky mohou být v nákladním prostoru stohovány na sebe, pokud

stohovací výška nepřesáhne výšku tří kontejnerů. Jsou-li flexibilní kontejnery pro volně ložené látky vybaveny odvětrávacími zařízeními, nesmí stohování flexibilních kontejnerů pro volně ložené látky vadit jejich funkci.

- 7.1.4.14.1.3 Během nakládky a vykládky musí být kusy obsahující nebezpečné věci chráněny před poškozením.

**POZNÁMKA:** *Zvláštní pozornost musí být věnována manipulaci s kusy během jejich přípravy k přepravě, druhu vozidla nebo kontejneru, v němž se mají přepravovat a způsobu nakládky nebo vykládky tak, aby nedošlo k poškození kusů jejich vlečením po zemi nebo nesprávným zacházením.*

- 7.1.4.14.1.4 Je-li vyžadováno značení formou orientačních šipek, ukazujících umístění kusů a přepravních obalových souborů, tak se musí přepravovat uložená v souladu s tímto označením.

**POZNÁMKA:** *Kapalné nebezpečné věci se musí, když je to prakticky možné, ukládat pod suchými nebezpečnými věcmi.*

- 7.1.4.14.2 Nebezpečné látky musí být uloženy minimálně 1,00 m od obytných prostor, strojoven, kormidelny nebo zdrojů tepla.

Pokud obytné prostory nebo kormidelná se nachází nad nákladním prostorem, nesmí nebezpečné látky být uloženy pod těmito obytnými prostory nebo kormidelnou.

- 7.1.4.14.3 Kusy musí být chráněny před teplem, slunečními paprsky, povětrnostními vlivy. To neplatí pro silniční dopravní prostředky, vozy, cisternové kontejnery, přemístitelné cisterny, MEGC a kontejnery.

Kusy na palubě, které nejsou uloženy v silničních dopravních prostředcích nebo kontejnerech, musí být zakryté obtížně zápalnými plachtami.

Nesmí být omezeno větrání.

- 7.1.4.14.4 Nebezpečné látky musí být uloženy uvnitř nákladních prostor, ale látky v:

- uzavřených kontejnerech;
- MEGC;
- silničních vozidlech s plachtou nebo železničních vozech s plachtou;
- cisternové kontejnery nebo přemístitelné cisterny;
- cisternová vozidla nebo cisternové vozy;

smějí být přepravovány také mimo nákladní prostory v chráněné oblasti.

- 7.1.4.14.5 Kusy s látkami tříd 3, 4.1, 4.2, 5.1 a 8 mohou být uloženy na palubě v chráněné oblasti, jestliže jsou v sudech, plnostěnných kontejnerech nebo plnostěnných silničních dopravních prostředcích. Látky třídy 2 smějí být uloženy na palubě v chráněné oblasti, jestliže jsou v lahvích.

- 7.1.4.14.6 Pro námořní plavidla platí předpisy o uložení podle 7.1.4.14.1 až 7.1.4.14.5 a 7.1.4.14.7 za dodržení, jestliže jsou splněny předpisy IMDG Code a v případě přepravy nebezpečných látek volně ložených předpisy uložení kapitoly 9.3 kódu IMSBC.

- 7.1.4.14.7 Manipulace a uložení radioaktivních látek

**POZNÁMKA 1:** *“Kritická skupina” je skupina veřejnosti, která je s ohledem na svou expozici vůči existujícímu zdroji záření a existující expoziční stezku dostatečně homogenní a která je charakteristická pro jednotlivé osoby, které existující expoziční stezkou od zdroje záření získají nejvyšší efektivní dávku.*

**POZNÁMKA 2:** *“Veřejnost” jsou obecně všechny jednotlivé osoby z obyvatelstva vyjma těch, které jsou z pracovních nebo zdravotních důvodů vystaveny záření.*

**POZNÁMKA 3:** *“Zaměstnanci” jsou všechny osoby, které buď celou dobu, část doby nebo občas jsou zaměstnaní u zaměstnavatele a které ohledně pracovní ochrany před zářením převzaly práva a povinnosti.*

- 7.1.4.14.7.1 Oddělení

- 7.1.4.14.7.1.1 Kusy, přepravní obalové soubory, kontejnery, cisterny, vozidla a železniční vozy obsahující radioaktivní látky a nebalené radioaktivní látky musí být během přepravy odděleny:

- (a) od pracovníků řádně zaměstnaných v pracovních prostorech buď:

- (i) podle tabulky A níže; nebo
- (ii) vzdálenostmi vypočtenými použitím dávkového limitu 5 mSv za rok při konzervativních parametrech výpočtového modelu;
- POZNÁMKA:** Pracovníci podléhající individuálnímu monitorování za účelem radiační ochrany nesmějí být bráni v úvahu za účelem oddělování.
- (b) od členů kritické skupiny obyvatelstva v prostorech veřejně přístupných:
- (i) podle tabulky A níže; nebo
- (ii) vzdálenostmi vypočtenými použitím dávkového limitu 1 mSv za rok při konzervativních parametrech výpočtového modelu;
- (c) od nevyvolaných fotografických filmů a poštovních pytlů:
- (i) podle tabulky B níže; nebo
- (ii) vzdálenostmi vypočtenými použitím dávkového limitu působení přepravy radioaktivních látek na nevyvolané fotografické filmy dávkou 0.1 mSv na zásilku takových filmů; a
- POZNÁMKA:** U poštovních pytlů se musí předpokládat, že obsahují nevyvolané filmy a desky, a proto musí být odděleny od radioaktivních látek tímto způsobem.
- (d) od ostatních nebezpečných věcí v souladu s oddílem 7.1.4.3.

**Tabulka A: Minimální odstupy mezi kusy  
kategorie II-ŽLUTÁ nebo III-ŽLUTÁ a osobami**

Součet dopravních ukazatelů ne větší než	Doba expozice za rok (v hodinách)			
	Oblasti, do kterých veřejnost nemá pravidelně přístup		Pravidelně používané pracovní oblasti	
	50	250	50	250
	Minimální odstup v metrech, pokud není k dispozici žádný clonící materiál			
2	1	3	0,5	1
4	1,5	4	0,5	1,5
8	2,5	6	1,0	2,5
12	3	7,5	1,0	3
20	4	9,5	1,5	4
30	5	12	2	5
40	5,5	13,5	2,5	5,5
50	6,5	15,5	3	6,5

**Tabulka B: Minimální odstupy mezi kusy kategorie II-žlutá nebo III-žlutá a kusy s nápisem  
„FOTO“ nebo poštovními pytlí**

Celkový počet kusů ne více než Kategorie		Součet přepravních indexů ne větší než	Doba trvání přepravy nebo skladování v hodinách							
			1	2	4	10	24	48	120	240
Žlutá-III	Žlutá-II		Minimální odstup v metrech							
		0,2	0,5	0,5	0,5	0,5	1	1	2	3
		0,5	0,5	0,5	0,5	1	1	2	3	5
	1	1	0,5	0,5	1	1	2	3	5	7
	2	2	0,5	1	1	1,5	3	4	7	9
	4	4	1	1	1,5	3	4	6	9	13
	8	8	1	1,5	2	4	6	8	13	18
1	10	10	1	2	3	4	7	9	14	20
2	20	20	1,5	3	4	6	9	13	20	30
3	30	30	2	3	5	7	11	16	25	35
4	40	40	3	4	5	8	13	18	30	40
5	50	50	3	4	6	9	14	20	32	45

- 7.1.4.14.7.1.2 Kusy a přepravní obalové soubory kategorie II-ŽLUTÁ nebo III-ŽLUTÁ nesmějí být přepravovány v oddílech vlaků, obsazených osobami; výjma oddílů, které jsou rezervovány pro osoby s povolením pro doprovod takovýchto kusů nebo přepravních obalových souborů.
- 7.1.4.14.7.1.3 Kromě velitele plavidla nebo řidiče vozidla, osob, které jsou na palubě ze služebních důvodů a ostatních členů posádky není na plavidlech přepravujících kusy, přepravní obalové soubory nebo kontejnery označené bezpečnostními značkami kategorie II-ŽLUTÁ nebo III-ŽLUTÁ povolena přítomnost žádných jiných osob.
- 7.1.4.14.7.2 Mezní hodnoty aktivity
- Celková aktivita v jednom nákladním prostoru nebo jedné části plavidla nebo v jiném dopravním prostředku k přepravě látek LSA nebo předmětů SCO v průmyslových kusech typu 1 (typ IP-1), typu 2 (typ IP-2), typu 3 (typ IP-3) nebo nebalených nesmí překročit mezní hodnoty, uvedené v tabulce C.

**Tabulka C: Mezní hodnoty aktivity na každý dopravní prostředek pro LSA a předměty SCO v průmyslových kusech nebo nebalené**

Druh látky nebo předmětu	Mezní hodnoty aktivity pro jiné dopravní prostředky než plavidla	Mezní hodnoty aktivity pro jeden nákladní prostor nebo jedno oddělení plavidla
LSA-I	neomezené	neomezené
LSA-II a LSA-III Nehořlavé pevné látky	neomezené	100 A <sub>2</sub>
LSA-II a LSA-III Hořlavé pevné látky a všechny kapalné látky a plyny	100 A <sub>2</sub>	10 A <sub>2</sub>
SCO	100 A <sub>2</sub>	10 A <sub>2</sub>

- 7.1.4.14.7.3 Uložení za účelem přepravy a meziskladování
- 7.1.4.14.7.3.1 Kusy je třeba uložit bezpečně.
- 7.1.4.14.7.3.2 Za předpokladu, že střední proud tepla na povrchu nepřekročí  $15 \text{ W/m}^2$  a látky v bezprostřední blízkosti nejsou balené v pytlích, smí být kus nebo přepravní obalový soubor přepravován nebo skladován společně s ostatním nákladem bez zvláštních předpisů o uložení, pokud povolení příslušného orgánu výslovně nestanoví něco jiného.
- 7.1.4.14.7.3.3 Nakládka kontejnerů a shromažďování kusů, transportních obalových souborů a kontejnerů se řídí těmito předpisy:
- S výjimkou případů výlučného použití a kusů LSA-I, celkový počet kusů, transportních obalových souborů a kontejnerů v jednom dopravním prostředku musí být omezen tak, aby součet přepravních indexů ve vozidle nepřekročil hodnoty uvedené v tabulce D dále;
  - Dávka intenzita za běžných podmínek přepravy nesmí na vnějších plochách dopravního prostředku v žádném bodě překročit  $2 \text{ mSv/h}$  a v odstupu 2 m v žádném bodě  $0,1 \text{ mSv/h}$ , s výjimkou kusů přepravovaných podle výlučného použití, pro něž jsou limity radiace kolem dopravního prostředku stanoveny v 7.1.4.14.7.3.5 (b) a (c);
  - Celkový součet kritických bezpečnostních indexů v kontejneru a v jednom dopravním prostředku nesmí překročit hodnoty v tabulce E dále.

**Tabulka D: Mezní hodnoty na dopravní ukazatel za kontejner, silniční dopravní prostředek nebo vůz, které nejsou s výhradním použitím**

Druh kontejneru, silničního dopravního prostředku nebo vozu	Meze součtů přepravních indexů V jednom kontejneru, silničním dopravním prostředku nebo vozu
Malý kontejner	50
Velký kontejner	50
Silniční dopravní prostředek nebo železniční vůz	50
plavidlo	50

**Tabulka E: Mezní hodnoty ukazatelů kritičnosti na kontejner, silniční dopravní prostředek nebo vůz se štěpnými látkami**

Druh kontejneru, silničního dopravního prostředku nebo vozu	Meze součtů kritických bezpečnostních indexů v jednom kontejneru, silničním dopravním prostředku nebo vozu	
	ne při výhradním použití	při výhradním použití
Malý kontejner	50	bezpředmětné
Velký kontejner	50	100
Silniční dopravní prostředek nebo vozidlo	50	100
Plavidlo	50	100

7.1.4.14.7.3.4 Všechny kusy nebo obaly s vyšším přepravním indexem než 10 a všechny zásilky s vyšším kritickým bezpečnostním indexem než 50 smějí být přepravovány pouze s výlučným použitím.

7.1.4.14.7.3.5 Pro zásilky pod výlučným použitím ve vozidlech nebo vozech nesmějí meze aktivity překročit:

- (a) 10 mSv/h v jakémkoli místě vnějšího povrchu jakéhokoli kusu nebo přepravního obalového souboru a smějí překročit 2 mSv/h jen pokud:
  - (i) vozidlo nebo vůz je vybaveno uzávěrem, který během běžných podmínek přepravy zabraňuje přístupu nepovolaných osob do vnitřku pod uzávěr, a
  - (ii) jsou učiněna opatření, která zabezpečují kus nebo přepravní obalový soubor tak, že jejich poloha na plavidle zůstává nezměněna během běžných podmínek přepravy, a
  - (iii) není žádná nakládka nebo vykládka během přepravy;
- (b) 2 mSv/h v jakémkoli místě vnějšího povrchu vozidla nebo vozu, včetně horních a spodních povrchů, nebo, v případě nekrytého vozidla nebo vozu v jakémkoli místě na svislých rovinách promítnutých z vnějších hran vozidla nebo vozu, na vnějším místě povrchu nákladu a na spodním vnějším povrchu vozidla nebo vozu; a
- (c) 0,1 mSv/h v jakémkoli místě vzdáleném 2 m od svislých rovin tvořených vnějšími podélnými povrchy vozidla nebo vozu nebo, jestliže je náklad přepravován v nekrytém vozidle nebo voze, v jakémkoli místě vzdáleném 2 m od svislých rovin promítnutých z vnějších hran vozidla nebo vozu.

7.1.4.14.7.3.6 Kusy nebo transportní obalové soubory s vyšší dávkovou intenzitou na povrchu než 2 mSv/h smějí být přepravovány v plavidlech pouze na základě zvláštní dohody vyjma případů, kdy jsou přepravovány v silničním dopravním prostředku nebo v železničním vozu s výlučným použitím.

7.1.4.14.7.3.7 Přeprava kusů speciálním plavidlem, které na základě své konstrukce nebo na základě smluv je výlučně určena k přepravě radioaktivních látek, je vyjmuta z požadavků bodu 7.1.4.14.7.3.3, za předpokladu, že jsou splněny následující podmínky:

- (a) pro přepravu musí být příslušným orgánem vlajkového státu plavidla schválen program ochrany před zářením, a na požádání musí být schválen příslušným orgánem najížděného přístavu tranzitních států;
- (b) pro celou trasu cesty musí být předem vypracován plán uložení nákladu, který obsahuje veškeré doklady v najížděných přístavech po cestě; a
- (c) nakládka, přeprava a vykládka kusů musí být dozorována osobami, které jsou kvalifikované k přepravě radioaktivních látek.

7.1.4.14.7.4 Oddělení kusů se štěpnými látkami během přepravy a meziskladování

7.1.4.14.7.4.1 Počet kusů, transportních obalových souborů a kontejnerů obsahujících štěpné látky uložené při tranzitu v jakémkoli skladovacím prostoru musí být tak omezen, aby součet kritických bezpečnostních indexů v jakékoli skupině takových kusů, transportních obalových souborů nebo kontejnerů nepřekročil 50. Takové skupiny musí být skladovány tak, aby byl udržen prostor nejméně 6 m od ostatních skupin.

7.1.4.14.7.4.2 Pokud součet ukazatelů kritičnosti v jednom vozidle, železničním voze nebo kontejneru podle tabulky E je větší než 50, musí být skladování provedeno tak, že od jiných skupin kusů, přepravních obalových souborů nebo kontejnerů se štěpnými látkami nebo od jiných vozidel nebo železničních vozů s radioaktivními látkami je udržován minimální odstup 6,00 m. Meziprostor mezi skupinami může být využit pro jiné nebezpečné látky podle ADN. Přeprava jiných látek spolu s kusy s výlučným použitím je povolena za předpokladu, že opatření, která byla k tomu výlučně provedena odesílatelem, nejsou pro přepravu na základě jiných předpisů zakázána.

7.1.4.14.7.4.3 Štěpné látky splňující jedno z ustanovení (a) až (f) 2.2.7.2.3.5 musí splňovat následující požadavky:

- (a) Pouze jedno z ustanovení (a) až (f) 2.2.7.2.3.5 je dovoleno na zásilku;
- (b) Pouze jedna schválená štěpná látka v kusech klasifikovaná podle 2.2.7.2.3.5 (f) je dovolena na zásilku, pokud není v osvědčení o schválení povoleno více látek;
- (c) Štěpné látky v kusech klasifikované podle 2.2.7.2.3.5 (c) musí být přepravovány v zásilce s nejvýše 45 g štěpných nuklidů;
- (d) Štěpné látky v kusech klasifikované podle 2.2.7.2.3.5 (d) musí být přepravovány v zásilce s nejvýše 15 g štěpných nuklidů;
- (e) Nezabalené nebo zabalené štěpné látky klasifikované podle 2.2.7.2.3.5 (e) musí být přepravovány za výlučného použití ve vozidle s nejvýše 45 g štěpných nuklidů.

7.1.4.14.7.5 Poškozené nebo propustné kusy, kontaminované obaly

7.1.4.14.7.5.1 Pokud je kus zjevně poškozen nebo netěsný nebo existuje domněnka, že kus byl poškozen nebo je netěsný, je třeba omezit přístup k tomuto kusu a co nejrychleji kvalifikovanou osobou odhadnout rozsah kontaminace a z toho vyplývající dávkovou intenzitu kusu. Rozsah odhadu se musí vztahovat na kus, silniční dopravní prostředek, vůz, plavidlo, navazující oblasti nakládky a vykládky a případně také na všechny v plavidle přepravované náklady. Pokud je to nutné, je za účelem ochrany osob, majetku a životního prostředí ve shodě s ustanoveními, stanovenými příslušným orgánem, nutné přijmout další opatření, aby následky takovýchto netěsností nebo poškození byly odstraněny a zůstaly co nejmenší.

7.1.4.14.7.5.2 Kusy, které jsou poškozené nebo ze kterých unikl radioaktivní obsah nad mezní hodnoty, povolené pro normální přepravní podmínky, smějí být pod dozorem přepraveny k přijatelnému meziskladu, ale dále přepraveny teprve poté, co byly opraveny nebo dány do pořádku a dekontaminovány.

7.1.4.14.7.5.3 Silniční dopravní prostředky, vozy, plavidla a výstroj, které jsou pravidelně používány pro přepravu radioaktivních látek, musí být opakovaně kontrolovány ohledně kontaminace. Četnost takovýchto kontrol se řídí podle pravděpodobnosti kontaminace a podle objemu, ve kterém jsou radioaktivní látky přepravovány.

7.1.4.14.7.5.4 Pokud v odstavci 7.1.4.14.7.5.6 není uvedeno jinak, musí všechna plavidla nebo výstroje něco jejich části, které během přepravy radioaktivních látek byly kontaminovány nad mezní hodnoty, stanovené v odstavci 7.1.4.14.7.5.5 nebo na povrchu byla dávková intenzita více než 5  $\mu\text{Sv/h}$ , co nejrychleji dekontaminovány kvalifikovanou osobou a nesmějí být znovu používány, pokud nejsou splněny následující podmínky:



- (a) nefixovaná kontaminace nesmí překročit mezní hodnoty stanovené v 4.1.9.1.2 ADR;
- (b) dávková intenzita vycházející z fixované kontaminace nesmí překročit 5  $\mu\text{Sv/h}$  na povrchu.

7.1.4.14.7.5.5 Pro užití odstavce 7.1.4.14.7.5.4 nesmí nepřilnavá kontaminace překročit následující mezní hodnoty:

- 4 Bq/cm<sup>2</sup> u zářičů beta a gama jakož i zářičů nízké toxicity;
- 0,4 Bq/cm<sup>2</sup> u všech ostatních zářičů alfa.

Tyto mezní hodnoty jsou střední hodnoty na každou plochu 300 cm<sup>2</sup> každé jedné části plochy.

7.1.4.14.7.5.6 Plavidla, používaná pro přepravu radioaktivních látek s výhradním použitím, jsou vyjmuta z předpisů podle 7.1.4.14.7.5.4 pouze ohledně vnitřních ploch, dokud je zachováno výhradní použití.

7.1.4.14.7.6 Omezení tepelné účinnosti

7.1.4.14.7.6.1 Pokud teplota na dotknutelných vnějších plochách kusu typ-B (U) nebo typ-B (M) ve stínu může přesáhnout 50 °C, smí být přeprava provedena jen s výhradním použitím, pokud je to možné, je třeba teplotu vnějších ploch omezit na 85 °C. Přitom mohou být zohledněny uzavírky a dělicí přepážky, které jsou rozmístěné k ochraně přepravního personálu, aniž by tyto uzavírky nebo dělicí přepážky podléhaly kontrole.

7.1.4.14.7.6.2 Pokud střední proud světla na vnější straně kusu typ B (U)- nebo B (M)-překročí 15 W/m<sup>2</sup>, musí být dodrženy zvláštní předpisy pro uložení, které jsou uvedeny příslušným orgánem v osvědčení vzoru kusu.

7.1.4.14.7.7 Ostatní předpisy

Pokud ani odesílatel ani příjemce nejsou identifikovatelní, nebo v případě nedoručitelnosti kusu, musí se tato skladovat na bezpečném místě; je třeba co nejdříve informovat příslušný orgán a vyžádat si instrukce ohledně dalšího postupu.

#### **7.1.4.15 Opatření po vykládce**

7.1.4.15.1 Po vykládce nebezpečných látek musí nákladní prostory být zkontrolovány a v případě potřeby vyčištěny. Tento předpis neplatí při přepravě volně sypaných substrátů, jestliže nový náklad sestává ze stejného zboží jako ten předchozí.

7.1.4.15.2 U látek třídy 7 viz také 7.1.4.14.7.5.

7.1.4.15.3 Nákladní dopravní jednotka nebo nákladní prostor, které byly použity pro přepravu infekčních látek, musí být zkontrolovány před novým použitím na případný únik látky za účelem zjištění, zda během přepravy nedošlo k úniku infekčních látek. Pokud k úniku došlo, musí být nákladní dopravní jednotka nebo nákladní prostor dekontaminovány před jejich novým použitím. Dekontaminace musí být dosaženo prostředky, které účinně deaktivují uniklé infekční látky.

#### **7.1.4.16 Opatření při nakládce, přepravě, vykládce a ostatní manipulaci s nákladem**

Bez povolení příslušného orgánu je plnění nebo vyprazdňování nádob, cisternových vozidel, cisternových železničních vozů, IBC, velkých obalů, MEGC, přemístitelných cisteren nebo cisternových kontejnerů na plavidle zakázáno.

7.1.4.17 –

7.1.4.40 (Vyhrazeno)

#### **7.1.4.41 Oheň a otevřené světlo**

Je zakázáno používat oheň nebo otevřené světlo, jestliže na plavidle jsou látky a předměty třídy 1, podtřídy 1.1, 1.2, 1.3, 1.5 nebo 1.6 a nákladní prostory jsou otevřené, nebo jestliže látky, které se mají nakládat, se nachází v odstupu do 50 m od plavidla.

7.1.4.42 –

7.1.4.50 (Vyhrazeno)

**7.1.4.51      *Elektrická zařízení***

Během nakládky a vykládky látek a předmětů třídy 1, podtřídy 1.1, 1.2, 1.3, 1.5 nebo 1.6 se nesmí používat žádné rádiové nebo radarové vysílače.

To neplatí pro vysílače VHF na plavidle, jeřáběch nebo v blízkosti plavidla, pokud výkon vysílače VHF nepřekročí 25 W a žádná část antény se nenachází v odstupu do 2,00 m od shora uvedených látek.

**7.1.4.52      (Vyhrazeno)****7.1.4.53      *Osvětlení***

Pro nakládku a vykládku během noci nebo při špatné viditelnosti musí být zajištěno účinné osvětlení.

Pokud osvětlení je prováděno z plavidla, musí se použít dobře upevněné elektrické lampy, které jsou upevněné tak, aby nemohly být poškozeny.

Pokud jsou tyto lampy umístěny na palubě v zóně 2, musí odpovídat požadavkům pro použití v zóně 2.

**7.1.4.54      –****7.1.4.74      (Vyhrazeno)****7.1.4.75      *Nebezpečí vzniku jisker***

Všechna elektricky vodivá spojení mezi plavidlem a břehem musí být konstruována tak, aby nepředstavovala zápalný zdroj. Jsou-li přepravovány látky, které mají ve sloupci (9) tabulky A kapitoly 3.2 uveden zápis „EX“, musí být svlékání oděvů, které nejsou dostatečně antistatické, v chráněné oblasti zakázáno.

**7.1.4.76      *Plastová lana***

Během nakládky a vykládky smí být plavidlo uvázáno plastovými lany jen tehdy, jestliže je posun plavidla znemožněn ocelovými lany.

Ocelová lana ovinutá plastem nebo přírodními vlákny jsou považována za ekvivalentní, pokud je minimální pevnosti v tahu vyžadované podle předpisů uvedených v 1.1.4.6 dosaženo ocelovými prameny lana.

Při nakládce nebo vykládce kontejnerů však smějí plavidla být uvázána plastovými lany.

7.1.4.77 **Možné evakuační prostředky v případě nouze**

		Suchý náklad ve volně loženém stavu (plavidlo a nákladní člun)		Kontejner (plavidlo a nákladní člun) a balené věci
		Třída		Třída
		4.1, 4.2, 4.3	5.1, 6.1, 7, 8, 9	Všechny třídy
1	Dvě únikové cesty uvnitř nebo mimo chráněnou oblast v opačných směrech	•	•	•
2	Jedna úniková cesta mimo chráněnou oblast a jedno bezpečné útočiště mimo plavidlo včetně únikové cesty k němu na opačném konci	•	•	•
3	Jedna úniková cesta mimo chráněnou oblast a jedno bezpečné útočiště na plavidle na opačném konci	•	•	•
4	Jedna úniková cesta mimo chráněnou oblast a jeden pomocný člun na opačném konci	•	•	•
5	Jedna úniková cesta mimo chráněnou oblast nákladu a jeden záchranný člun na opačném konci	•	•	•
6	Jedna úniková cesta uvnitř chráněné oblasti a jedna úniková cesta mimo oblast nákladu na opačném konci	•	•	•
7	Jedna úniková cesta uvnitř chráněné oblasti a jedno bezpečné útočiště mimo plavidlo v opačném směru	•	•	•
8	Jedna úniková cesta uvnitř chráněné oblasti a jedno bezpečné útočiště na plavidle v opačném směru	•	•	•
9	Jedna úniková cesta uvnitř chráněné oblasti nákladu a jeden pomocný člun na opačném konci	•	•	•
10	Jedna úniková cesta uvnitř chráněné oblasti a jeden záchranný člun na opačném konci	•	•	•
11	Jedna úniková cesta uvnitř nebo mimo chráněnou oblast nákladu a dvě bezpečná útočiště na plavidle na opačných koncích	•	•	•
12	Jedna úniková cesta uvnitř nebo mimo chráněnou oblast a dvě bezpečné zóny na plavidle na opačných koncích	•	•	•
13	Jedna úniková cesta mimo chráněnou oblast	•	•	•
14	Jedna úniková cesta uvnitř chráněné oblasti	•	•	•
15	Jedno nebo více bezpečných útočišť mimo plavidlo, včetně únikové cesty k němu	•	•	•
16	Jedno nebo více bezpečných útočišť na plavidle		•	•
17	Jeden nebo více záchranných člunů	•	•	•
18	Jeden záchranný člun a jeden evakuační člun	•	•	•
19	Jeden nebo více evakuačních člunů		•	•

• = Možná volba

Založeno na místních okolnostech, příslušné orgány mohou předepsat dodatečné požadavky na disponibilitu evakuačních prostředků.

**7.1.4.78**

–

**7.1.4.99**

(Vyhrazeno)

## **7.1.5**

### **Doplňkové předpisy pro provoz plavidel**

#### **7.1.5.0**

Označení

##### **7.1.5.0.1**

Plavidla, která přepravují nebezpečné věci, uvedené v tabulce A kapitoly 3.2, musí mít v souladu s kapitolou 3 Evropského předpisu pro vnitrozemské vodní cesty (CEVNI) označení předepsané ve sloupci (12) v této tabulce.

##### **7.1.5.0.2**

Plavidla, která přepravují nebezpečné látky, uvedené v tabulce A kapitoly 3.2, v kusech uložených výlučně v kontejnerech, musí být označené modrými kužely nebo světly v počtu uvedeném dle sloupce (12) tabulky A kapitoly 3.2, kde:

- je požadováno označení třemi modrými kužely nebo třemi modrými světly, nebo
- je požadováno označení dvěma modrými kužely nebo dvěma modrými světly, jde o látku třídy 2 nebo ve sloupci 4 tabulky A kapitoly 3.2 je uvedena obalová skupina I a celková (brutto) hmotnost těchto nebezpečných věcí je vyšší než 30 000 kg, nebo
- je požadován jeden modrý kužel nebo jedno modré světlo, jde o látku třídy 2 nebo ve sloupci 4 tabulky A kapitoly 3.2 je uvedena obalová skupina I a celková (brutto) hmotnost těchto nebezpečných věcí přesahuje 130 000 kg.

##### **7.1.5.0.3**

Plavidla přepravující prázdné nevyčištěné cisterny, bateriová vozidla, bateriové železniční vozy nebo MEGC musí mít označení uvedené ve sloupci 12 tabulky A kapitoly 3.2, pokud tyto nákladní dopravní jednotky obsahovaly nebezpečné věci, pro které tato tabulka předepisuje označení.

##### **7.1.5.0.4**

Pokud plavidlo spadá pod více předpisů o označení, použije se to označení, které je následovně uvedeno jako první:

- tři modré kužely nebo tři modrá světla;
- dva modré kužely nebo dvě modrá světla;
- jeden modrý kužel nebo jedno modré světlo.

##### **7.1.5.0.5**

Odchylkou od ustanovení odstavce 7.1.5.0.1 a v souladu s poznámkou k článku 3.14 Evropského předpisu pro vnitrozemské vodní cesty (CEVNI), může příslušný orgán smluvní strany povolit námořním plavidlům dočasně operujícím v oblasti vnitrozemské plavby na území této smluvní strany použití denních a nočních signálů předepsaných v doporučeních pro bezpečnou přepravu nebezpečných nákladů a s nimi spojených činností v přístavních zónách, přijatých Výborem pro bezpečnost na moři mezinárodní námořní organizace (v noci červeným světlem umístěným po celém obvodu a ve dne vlajkou "B" mezinárodního kódu signálů), namísto signálů předepsaných v 7.1.5.0.1. Smluvní strana, která iniciovala dočasnou odchylku takto schválenou, o tom informuje výkonného tajemníka „UNECE“, který o této odchylce uvědomí administrativní výbor.

#### **7.1.5.1**

### ***Způsob přepravy***

##### **7.1.5.1.1**

Příslušné orgány mohou uložit restrikce, pokud jde o včlenění plavidel přepravujících nebezpečné věci do tlačných soulodí velkých rozměrů.

##### **7.1.5.1.2**

Pokud plavidla přepravují látky nebo předměty třídy 1, nebo látky třídy 4.1 nebo 5.2, pro které je v tabulce A, kapitoly 3.2 sloupec (12) předepsáno označení třemi modrými kužely nebo třemi modrými světly, nebo látky třídy 7 (UN čísel 2912, 2913, 2915, 2916, 2917, 2919, 2977, 2978 nebo 3321 až 3333), může příslušný orgán omezit rozměry tlačných soulodí nebo sestav spřažených plavidel. Avšak použití motorových plavidel pro dočasnou přípřež je dovolena.

**7.1.5.2 Plavba plavidel**

Plavidla, přepravující látky a předměty třídy 1 a látky třídy 4.1 nebo 5.2, u kterých je v 3.2 tabulka A, sloupec (12) předepsáno označení třemi modrými kužely nebo třemi modrými světly, musí během jízdy, pokud je to možné, udržovat odstup od každého jiného plavidla minimálně 50 m.

**7.1.5.3 Vyvázání**

Plavidla musí být pevně vyvázána, ale takovým způsobem, aby mohla být v případě nouze rychle odvázána a aby elektrické kabely nebyly stlačeny, přehnuty nebo podrobeny tahové deformaci.

**7.1.5.4 Kotvení**

7.1.5.4.1 Plavidla, která přepravují nebezpečné věci, nesmějí kotvit v menší vzdálenosti od jiných plavidel, než je vzdálenost předepsaná v předpisech zmíněných v 1.1.4.6.

7.1.5.4.2 Na palubě kotvicích plavidel, která musí být označena podle 3.2 tabulka A, sloupec (12), se musí stále nacházet odborník podle 8.2.1.2.

Místně příslušný orgán však může od této povinnosti osvobodit plavidla, která kotví v přístavním bazénu nebo na místech, která jsou k tomu schválena.

7.1.5.4.3 Mimo místně příslušnými orgány zvláště uvedená kotviště nesmí při kotvení být podkročen následující odstup:

- 100 m od obytných sídel, občanského vybavení a tankových skladů, jestliže plavidlo musí být podle 3.2 tabulka A, sloupec (12) označeno jedním modrým kuželem nebo jedním modrým světlem,
- 100 m od občanského vybavení a tankových skladů a 300 m od obytných sídel, jestliže plavidlo musí podle 3.2 tabulka A, sloupec (12) označeno dvěma modrými kužely nebo dvěma modrými světly,
- 500 m od obytných sídel, občanského vybavení a tankových skladů obsahujících plyn nebo hořlavé kapaliny, jestliže plavidlo podle 3.2 tabulka A, sloupec (12) musí být označeno třemi modrými kužely nebo třemi modrými světly.

Během čekání před plavebními komorami nebo mosty je přípustné, dodržovat menší odstupy. V těchto případech však platí minimální odstup 100 m.

7.1.5.4.4 Místně příslušný orgán může při zohlednění místních poměrů povolit menší odstupy, než jaké jsou uvedené v 7.1.5.4.3.

**7.1.5.5 Zastavení plavidel**

Jestliže hrozí, že plavba plavidla, které přepravuje látky a předměty třídy 1 a látky třídy 4.1 nebo 5.2, u kterých je v 3.2 tabulka A, sloupec 12 předepsáno označení třemi modrými kužely nebo třemi modrými světly se stane nebezpečným:

- v důsledku vnějších vlivů (nepříznivé povětrnostní podmínky, nepříznivé podmínky na vodní cestě, atd.),
- v důsledku okolností, souvisejících s plavidlem samotným (nehoda nebo událost),

musí plavidlo, nezávisle na předpisech podle 7.1.5.4 zastavit na vhodném místě, které je, pokud možno velmi vzdálené o obytných domů, přístavů, uměleckých staveb nebo skladů plynu nebo zápalných kapalin.

Místně příslušný orgán musí být neprodleně informován.

**7.1.5.6**

-

**7.1.5.7**

(Vyhrazeno)

**7.1.5.8 Ohlašovací povinnost**

7.1.5.8.1 Ve státech, kde platí ohlašovací povinnost, musí velitel plavidla poskytnout informace podle odstavce 1.1.4.6.1.

7.1.5.8.2 (Vypuštěno)  
 7.1.5.8.3 (Vypuštěno)  
 7.1.5.8.4 (Vypuštěno)

7.1.5.9 -  
 7.1.5.99 (Vyhrazeno)

## 7.1.6 Doplnkové požadavky

7.1.6.1 -  
 7.1.6.10 (Vyhrazeno)

### 7.1.6.11 *Volně ložené nebezpečné věci*

Následující doplňkové požadavky musí být splněny, jestliže jsou uvedeny v 3.2 tabulka A, sloupec (11):

CO01: Vnitřní plochy nákladních prostor musí být vyloženy a zpracovány tak, aby byly obtížně zápalné a bylo vyloučeno prosáknutí nákladu.

CO02: Všechny části nákladních prostor a kryty nákladních prostor, které mohou přijít do styku s těmito látkami, musí být vyrobené z kovu nebo dřeva se specifickou hustotou minimálně 750 kg/m<sup>3</sup> (suché na vzduchu).

CO03: Vnitřní plochy nákladních prostor musí být vyloženy nebo zpracovány tak, aby byla vyloučena koroze.

ST01: Tato látka musí být stabilizovaná a tato stabilizace musí odpovídat předpisům kódu IMSBC, týkajících se hnojiv, obsahujících dusičnany amonné. Provedená stabilizace musí být potvrzena odesílatelem v přepravním dokladu.

Ve státech, ve kterých je toto požadováno, je přeprava této látky jako volně sypané přípustná pouze se souhlasem příslušného orgánu.

ST02: Přeprava těchto látek volně sypanou formou je přípustná pouze tehdy, jestliže pomocí testu „trough“ pododdílu 38.2 *Příručky zkoušek a kritérií* bylo zjištěno, že míra rozmnožování samoživného postupujícího rozkladu nečiní více než 25 cm/h.

RA01: Přeprava těchto látek volně sypanou formou je přípustná pouze tehdy, jestliže:

- (a) u všech látek, s výjimkou přírodních rud, je prováděna přeprava při výhradním použití a za normálních přepravních podmínek nemůže dojít k úniku obsahu a na plavidle nemůže dojít ke ztrátě odstínění; nebo
- (b) u přírodních rud je prováděna přeprava při výhradním použití.

RA02: Přeprava těchto látek v nezabalené formě je přípustná pouze tehdy, jestliže:

- (a) jsou přepravovány v plavidle, silničním dopravním prostředku nebo kontejneru tak, že za normálních přepravních podmínek nemůže dojít k úniku obsahu nebo ke ztrátě odstínění;
- (b) jsou přepravovány při výhradním použití, jestliže na přístupných a nepřístupných plochách povrchu překročí kontaminace 4 Bq/cm<sup>2</sup> (10<sup>-4</sup> μCi/cm<sup>2</sup>) pro beta a gama zářiče a alfa zářiče nízké toxicity nebo pro všechny ostatní alfa zářiče 0,4 Bq/cm<sup>2</sup> (10<sup>-5</sup> μCi/cm<sup>2</sup>);
- (c) jsou přijata opatření, aby se zajistilo, že radioaktivní látka se v plavidle neuvolní, jestliže existuje domněnka, že nepřílnavá kontaminace na nepřístupných plochách povrchu překročí 4 Bq/cm<sup>2</sup> (10<sup>-4</sup> μCi/cm<sup>2</sup>) pro zářiče beta a gama a zářiče alfa nízké toxicity nebo 0,4 Bq/cm<sup>2</sup> (10<sup>-5</sup> μCi/cm<sup>2</sup>) pro všechny ostatní zářiče alfa.

Povrchově kontaminované předměty skupiny SCO-II nesmějí být přepravovány ve volně loženém stavu.

RA03: *Spojeno s RA02.*

#### 7.1.6.12

##### **Větrání**

Musí být splněny následující doplňkové požadavky, jestliže jsou uvedeny ve sloupci (10) tabulky A v kapitole 3.2.

VE01: Nákladní prostory, které tyto látky obsahují, musí být větrány na plný výkon ventilátorů, jestliže se po měření zjistí, že koncentrace hořlavých plynů a par, pocházejících z nákladu, překračuje 10 % dolní meze výbušnosti. Toto měření musí být provedeno okamžitě po nakládce. Kontrolní měření musí být opakováno za hodinu. Tyto výsledky měření musí být zaznamenány písemně.

VE02: Nákladní prostory, které tyto látky obsahují, musí být větrány na plný výkon ventilátorů, jestliže se po měření zjistí, že nákladní prostory obsahují toxické plyny a páry, pocházející z nákladu. Toto měření musí být provedeno okamžitě po nakládce. Kontrolní měření musí být opakováno za hodinu. Tyto výsledky měření musí být zaznamenány písemně. Alternativně na plavidlech obsahujících tyto látky jen v kontejnerech v otevřených nákladních prostorech, smějí být nákladní prostory obsahující takové kontejnery větrány na plný výkon ventilátorů jen tehdy, pokud je podezření, že nákladní prostory nejsou zbaveny toxických plynů a par pocházejících z nákladu. Před vykládkou musí být vykládce informován o tomto podezření.

VE03: Prostory jako nákladní prostory, byty a prostory strojovny, které hraničí s nákladním prostorem, který tyto látky obsahuje, musí být větrány.

Nákladní prostory, které obsahují tyto látky, musí být po vykládce nuceně větrány.

Po větrání musí být v těchto nákladních prostorech změřena koncentrace hořlavých nebo toxických plynů a par pocházejících z nákladu.

Tyto výsledky měření musí být zaznamenány písemně.

VE04 Při přepravě aerosolů za účelem recyklace nebo likvidace v souladu se zvláštním ustanovením 327 kapitola 3.3, používá se ustanovení VE01 a V02.

#### 7.1.6.13

##### **Opatření před nakládkou**

Musí být splněny následující doplňkové požadavky, jestliže jsou uvedeny v 3.2 tabulka A, sloupec (11):

LO01: Před nakládkou těchto látek nebo předmětů musí být zajištěno, že uvnitř nákladních prostorů se nenachází žádné kovové předměty, které nejsou integrovanou součástí plavidla.

LO02: Nakládka těchto látek formou volně sypaného nákladu smí být provedena jen tehdy, jestliže jejich teplota není vyšší než 55 °C.

LO03: Před nakládkou těchto látek jako volně sypané nebo nebalené musí být zajištěno, že odpovídající nákladní prostory jsou pokud možno co nejsušší.

LO04: Před nakládkou těchto látek jako volně sypané musí být zajištěno, že uvnitř nákladních prostor se nenachází žádné organické materiály.

LO05: Před přepravou tlakových nádob je třeba zajistit, že tlak vlivem potenciální tvorby vodíku se nezvyšuje.

#### 7.1.6.14

##### **Manipulace a ukládání nákladu**

Musí být splněny následující doplňkové požadavky, jestliže jsou uvedeny v 3.2 tabulka A, sloupec 11:

HA01: Tyto látky nebo předměty musí být ukládány minimálně 3,00 m od obytných prostor, strojoven, kormidelny a zdrojů tepla.

HA02: Tyto látky nebo předměty musí být ukládány minimálně 2,00 m od vertikálních rovin, které lícují s boky plavidla.

HA03: Při manipulaci s těmito látkami nebo předměty musí být zamezeno tření, nárazům, otřesům, převržení nebo pádu.

Všechny kusy, které se nachází ve stejném nákladním prostoru, musí být uloženy a zajištěny tak, aby během přepravy byly vyloučeny otřesy a tření.

Stohování věcí, které nejsou nebezpečné, na kusy obsahující tyto látky nebo předměty, je zakázáno.

Jsou-li tyto látky nebo předměty nakládány společně s jinými věcmi do téhož nákladního prostoru, musí být tyto látky nebo předměty nakládány po a vykládány před všemi ostatními věcmi.

Není nutno nakládat tyto látky nebo předměty po a vykládat před všemi ostatními věcmi, pokud jsou tyto látky nebo předměty uloženy v kontejnerech.

V době, kdy jsou tyto látky nebo předměty nakládány nebo vykládány, nesmějí probíhat žádné nakládací nebo vykládací operace v ostatních nákladních prostorech a není dovoleno žádné plnění nebo vyprazdňování palivových tanků. Příslušný orgán však může udělit výjimky z tohoto ustanovení.

HA04: *Spojeno s HA03*

HA05: *Spojeno s HA03*

HA06: *Spojeno s HA03*

HA07: Je zakázáno, tyto látky nakládat nebo vykládat jako volně sypané nebo nebalené, jestliže existuje nebezpečí, že tyto látky povětrnostními podmínkami mohou namoknout.

HA08: Pokud kusy, které jsou naložené těmito látkami a nejsou obsahem kontejneru, musí být uloženy na laťkových rostech a zakryté nepromokavými plachtami, které jsou upevněny tak, aby voda odtékala ven, a není omezeno větrání.

HA09: Při přepravě těchto látek jako volně sypané nesmějí ve stejném nákladním prostoru být uloženy žádné hořlavé látky.

HA10: Tato látka musí být uložena na palubě v chráněné oblasti.  
Pro námořní plavidla platí tyto předpisy o uložení nákladu za dodržení, jestliže jsou splněny předpisy IMDG Code.

**7.1.6.15** (Vyhrazeno)

**7.1.6.16 Opatření během nakládky, přepravy, vykládky a manipulace s nákladem**

Musí být splněny následující doplňkové požadavky, jestliže jsou uvedeny v 3.2 tabulka A, sloupec (11):

IN01: Po nakládce a vykládce těchto látek ve volně loženém stavu nebo nebalených věcí a před opuštěním překladiště musí nakládce nebo vykládce nebo odborník podle 8.2.1.2 změřit přístrojem pro detekci plynů koncentraci hořlavých plynů a par pocházejících z nákladu v obytných prostorech, strojovnách a přilehlých nákladních prostorech. Výsledky měření musí být zaznamenány písemně.

Dříve než do nákladního prostoru vstoupí kterákoli osoba a před vykládkou, musí vykládce nákladu nebo odborník podle 8.2.1.2 změřit koncentraci hořlavých plynů a par pocházejících z nákladu. Výsledky měření musí být zaznamenány písemně.

Do nákladního prostoru se nesmí vstoupit ani započít s vykládkou dříve, než je koncentrace hořlavých plynů a par pocházejících z nákladu ve volném prostoru nad nákladem pod 50 % dolní meze výbušnosti.



Nejsou-li koncentrace hořlavých plynů a par pocházejících z nákladu pod 50 % dolní meze výbušnosti, musí nakládce, vykládce nebo odpovědný vedoucí provést ihned bezpečnostní opatření.

IN02: Pokud nákladní prostor obsahuje tyto látky volně sypané nebo nebalené, musí se ve všech ostatních prostorách, do kterých vstupuje posádka, měřit koncentrace toxických plynů a par pocházejících z nákladu minimálně každých osm hodin pomocí detektoru toxických plynů. Výsledky měření se musí zaznamenat písemně.

IN03: Pokud nákladní prostor obsahuje tyto látky volně ložené nebo nebalené, musí se velitel plavidla denně přesvědčit, kontrolou drenážní jímky nákladního prostoru nebo čerpadlového potrubí, o tom, že se do drenážní jímky nedostala žádná voda.

Pokud se do drenážní jímky nákladního prostoru dostala voda, musí být neprodleně odstraněna.

7.1.6.17

-

7.1.6.99

(Vyhrazeno)

### 7.1.7

**Zvláštní ustanovení použitelná pro přepravu samovolně se rozkládajících látek třídy 4.1, organických peroxidů třídy 5.2 a látek stabilizovaných řízenou teplotou (jiných než samovolně se rozkládajících látek a organických peroxidů)**

#### 7.1.7.1

Všechny samovolně se rozkládající látky, organické peroxidy a polymerizující látky musí být chráněny před přímým slunečním zářením, všemi zdroji tepla a umístěny v přiměřeně větraných prostorách.

#### 7.1.7.2

Pokud je v kontejneru nebo v uzavřeném vozidle shromážděno několik kusů, nesmí celkové množství látky, typ a počet kusů a stohování způsobit nebezpečí výbuchu.

#### 7.1.7.3

##### ***Ustanovení pro řízení teploty***

##### 7.1.7.3.1

Tato ustanovení se vztahují na některé samovolně se rozkládající látky, pokud je to vyžadováno v 2.2.41.1.17, a na některé organické peroxidy, pokud je to vyžadováno v 2.2.52.1.15, a na některé polymerizující látky, pokud je to vyžadováno v 2.2.41.1.21, nebo ve zvláštním ustanovení 386 kapitoly 3.3, které mohou být přepravovány pouze za podmínek řízené teploty.

##### 7.1.7.3.2

Tato ustanovení se rovněž vztahují na přepravu látek, pro které:

- (a) oficiální pojmenování pro přepravu, jak je uvedeno ve sloupci 2 Tabulky A kapitoly 3.2 nebo souladu s 3.1.2.6, obsahuje slovo "STABILIZOVANÝ"; a
- (b) jsou teploty SADT nebo SAPT určené pro látku (s nebo bez chemické stabilizace) jak je podávána k přepravě:
  - (i) 50 °C nebo méně pro jednotlivé kusy a IBC; nebo
  - (ii) 45 °C nebo méně pro cisterny.

Není-li ke stabilizaci reaktivní látky, která může za normálních podmínek přepravy generovat nebezpečné množství tepla a plynu nebo par, použita chemická inhibice, musí být tato látka přepravována při řízené teplotě. Tato ustanovení se nevztahují na látky, které jsou stabilizovány přidáním chemických inhibitorů tak, aby SADT nebo SAPT byly vyšší, než je předepsáno v písmenech b (i) nebo (ii) výše.

##### 7.1.7.3.3

Kromě toho, pokud je samovolně se rozkládající látka nebo organický peroxid nebo látka, jejíž oficiální pojmenování pro přepravu obsahuje slovo "stabilizovaný" a které nemusí být přepravovány za podmínek řízení teploty, přepravován za podmínek, kdy teplota může překročit 55 °C, může vyžadovat řízení teploty.

##### 7.1.7.3.4

„Řízenou teplotou“ se rozumí nejvyšší teplota, při které může být látka bezpečně přepravována. Předpokládá se, že teplota bezprostředního okolí kusu nepřesáhne během přepravy hodnotu 55 °C a dosahuje této hodnoty pouze na relativně krátkou dobu za 24-hodinový časový interval. V případě

výpadku systému řízení teploty, může být nutné provést nouzová opatření. „Kritická teplota“ je teplota, při níž musí být provedena nouzová opatření.

#### 7.1.7.3.5 Odvození řízených a kritických teplot

Druh nádoby	SADT <sup>a</sup> /SATP <sup>a</sup>	Řízená teplota	Kritická teplota
Samostatné obaly a IBC	20 °C a méně	o 20 °C nižší než SADT/SATP	o 10 °C nižší než SADT/SATP
	20 °C až 35 °C	o 15 °C nižší než SADT/SATP	o 10 °C nižší než SADT/SATP
	Více než 35 °C	o 10 °C nižší než SADT/SATP	o 5 °C nižší než SADT/SATP
Cisterny	≤ 50 °C	o 10 °C nižší než SADT/SATP	o 5 °C nižší než SADT/SATP

<sup>a</sup> tj. SADT / SATP látky zabalené pro přepravu.

7.1.7.3.6 Řízené a kritické teploty se odvozují za použití tabulky v 7.1.7.3.5 z SADT nebo z SATP, které jsou definovány jako nejnižší teploty, při nichž může u přepravované látky v obalu, IBC nebo cisterně docházet k samourychlujícímu se rozkladu nebo k samourychlující se polymerizaci. SADT nebo SATP musí být stanovena za účelem rozhodnutí, zda látka musí být přepravována při řízené teplotě. Předpisy pro stanovení SADT a SATP jsou uvedeny v části II oddílu 28 Příručky zkoušek a kritérií.

7.1.7.3.7 Řízené a kritické teploty jsou uvedeny pro již zařazené samovolně se rozkládající látky v pododdílu 2.2.41.4 a pro již zařazené přípravky organického peroxidu v pododdílu 2.2.52.4.

7.1.7.3.8 Skutečná teplota při přepravě smí být nižší než řízená teplota, avšak musí být zvolena tak, aby nedošlo k nebezpečnému oddělování fází.

#### 7.1.7.4 Přeprava při řízené teplotě

7.1.7.4.1 Udržování předepsané teploty je základním rysem bezpečné přepravy látek stabilizovaných řízenou teplotou. Všeobecně musí být zajištěno:

- (a) provedení důkladné kontroly nákladní dopravní jednotky před nakládkou;
- (b) poučení pro dopravce o provozu chladicího systému včetně seznamu možných dodavatelů chladicí látky na trase;
- (c) postupy v případě poruchy řízení teploty;
- (d) pravidelné monitorování provozních teplot; a
- (e) zajištění záložního chladicího systému nebo náhradních dílů.

7.1.7.4.2 Veškeré ovládací prvky a teplotní čidla v chladicím systému musí být snadno přístupné a všechna elektrická spojení musí být odolná proti povětrnostním vlivům. Teplota vzduchu uvnitř dopravní jednotky musí být snímána dvěma nezávislými čidly a výstupy musí být zaznamenávány tak, aby bylo možné snadno detekovat jakoukoliv teplotní změnu. Teplota musí být kontrolována každé čtyři až šest hodin a zaznamenána. Při přepravě látek s řízenou teplotou nižší než + 25 °C musí být dopravní jednotka vybavena vizuálním a akustickým poplašným zařízením napájeným nezávisle na chladicím systému a seřazeným tak, aby fungovalo při teplotě rovnající se řízené teplotě nebo nižší.

7.1.7.4.3 Je-li během přepravy překročena řízená teplota, musí být učiněna pohotovostní opatření zahrnující veškeré nezbytné opravy chladicího zařízení nebo zvýšení chladicí kapacity (např. doplněním kapalné nebo tuhé chladicí látky). Musí být rovněž často kontrolována teplota a musí být provedeny přípravy na zahájení nouzových postupů. Jestliže je dosaženo kritické teploty, musí být zahájeny nouzové postupy.

7.1.7.4.4 Vhodnost konkrétních prostředků pro řízení teploty pro přepravu závisí na řadě faktorů. Mezi faktory, které je nutné zvažovat patří:

- (a) řízená(é) teplota(y) přepravované(ých) látky(ek);
- (b) rozdíl mezi řízenou teplotou a předpokládanou teplotou okolí;
- (c) účinnost tepelné izolace
- (d) doba trvání přepravy; a

- (e) míra bezpečnosti s ohledem na zpoždění během přepravy.

7.1.7.4.5 Vhodné metody pro prevenci překročení řízené teploty v posloupném pořadí podle jejich účinnosti jsou uvedeny dále:

- (a) tepelná izolace za předpokladu, že počáteční teplota přepravované látky je dostatečně nižší než řízená teplota;
- (b) tepelná izolace a chladicí systém za předpokladu, že:
- (i) je přepravováno dostatečné množství nehořlavé chladicí látky (např. kapalného dusíku nebo tuhého oxidu uhličitého) dovolující rozumnou míru bezpečnosti s ohledem na zdržení během přepravy, nebo je zajištěn způsob jejího doplnění
  - (ii) jako chladivo nejsou použity kyslík nebo zkapalněný vzduch;
  - (iii) účinek chladicího systému je stálý, dokonce, i když je většina chladiva spotřebována; a
  - (iv) potřeba větrání dopravní jednotky před vstupem do ní je jasně uvedena ve varovném upozornění na dveřích dopravní jednotky
- (c) tepelná izolace a jedno strojní chlazení, pokud pro látky s bodem vzplanutí nižším, než je kritická teplota zvýšená o 5 °C, je v chlazeném prostoru použito nevybušné elektrické příslušenství EEx IIB T3, aby se předešlo nebezpečí vznícení hořlavých par látek;
- (d) tepelná izolace a kombinovaný strojní chladicí systém a systém s chladicí látkou, pokud:
- (i) oba systémy jsou na sobě nezávislé;
  - (ii) jsou dodržována ustanovení uvedená v písmenech (b) a (c);
- (e) tepelná izolace a dvojitý strojní chladicí systém; za předpokladu, že:
- (i) nehledě na integrální pohonnou jednotku jsou tyto dva systémy na sobě nezávislé;
  - (ii) každý systém sám je schopen udržovat náležitou řízenou teplotu; a
  - (iii) pro látky s bodem vzplanutí nižším, než je kritická teplota zvýšená o 5 °C, je v chlazeném prostoru použito nevybušné elektrické příslušenství EEx IIB T3, aby se předešlo nebezpečí vznícení hořlavých par látek.

7.1.7.4.6 Metody popsané v 7.1.7.4.5 (d) a (e) mohou být použity pro všechny organické peroxidy a samovolně se rozkládající látky a polymerizující látky.

Metoda popsaná v 7.1.7.4.5 (c) může být použita pro organické peroxidy a samovolně se rozkládající látky typů C, D, E a F a, pokud nejvyšší teplota okolí očekávaná během přepravy nepřekročí řízenou teplotu o více než 10 °C, pro organické peroxidy a samovolně se rozkládající látky typu B a polymerizující látky.

Metoda popsaná v 7.1.7.4.5 (b) může být použita pro organické peroxidy a samovolně se rozkládající látky typů C, D, E a F a polymerizující látky, pokud nejvyšší teplota okolí očekávaná během přepravy nepřekročí řízenou teplotu o více než 30 °C.

Metoda popsaná v 7.1.7.4.5 (a) může být použita pro organické peroxidy a samovolně se rozkládající látky typů C, D, E a F a polymerizující látky, pokud nejvyšší teplota okolí očekávaná během přepravy je nejméně o 10 °C nižší než řízená teplota.

7.1.7.4.7 Pokud látky vyžadují přepravu v izotermických, chlazených nebo chladicích a mrazicích vozidlech nebo kontejnerech, tato vozidla nebo kontejnery musí splňovat ustanovení kapitoly 9.6 ADR.

7.1.7.4.8 Jestliže jsou látky obsaženy v ochranných obalech naplněných chladicí látkou, musí být přepravovány v uzavřených vozidlech nebo vozidlech s plachtou, nebo v uzavřených kontejnerech nebo kontejnerech s plachtou. Pokud jsou používána uzavřená vozidla nebo kontejnery, musí být přiměřeně větrány. Vozidla a kontejnery s plachtou musí být vybaveny bočnicemi a zadním čelem. Plachty těchto vozidel a kontejnerů musí být z nepromokavých a těžko hořlavých materiálů.

7.1.7.5

–

7.1.9.99

(Vyhrazeno)

## KAPITOLA 7.2

### TANKOVÁ PRAVIDLA

#### 7.2.0 Všeobecné předpisy

**7.2.0.1** Předpisy 7.2.0 až 7.2.5 platí pro tanková pravidla.

**7.2.0.2** -

**7.2.0.99** (Vyhrazeno)

#### 7.2.1 Způsob přepravy

**7.2.1.1** -

**7.2.1.20** (Vyhrazeno)

##### **7.2.1.21** *Přeprava v nákladních tancích*

7.2.1.21.1 Látky, jejich přiřazení k jednotlivým typům plavidel a zvláštní podmínky, za kterých tyto smějí být přepravovány v tankových plavidlech, jsou uvedeny v tabulce C kapitoly 3.2.

7.2.1.21.2 Látky, které podle údajů v tabulce C kapitoly 3.2, sloupec (6) musí být přepravovány v plavidlech typu N otevřená s pojistkou proti průniku plamenů, smí být také přepravovány v plavidlech typu N uzavřená, C nebo G, pokud jsou dodrženy minimálně podmínky přepravy předepsaného typu N a všechny ostatní podmínky přepravy podle tabulky C kapitoly 3.2 pro tuto látku jsou dodrženy.

7.2.1.21.3 Látky, které podle údajů v tabulce C kapitoly 3.2, sloupec (6) musí být přepravovány v plavidlech typu N s pojistkou proti průniku plamenů, smí být také přepravovány v plavidlech typu N uzavřená, C nebo G, pokud jsou dodrženy minimálně podmínky přepravy předepsaného typu N a také všechny ostatní podmínky přepravy podle tabulky C kapitoly 3.2 pro tuto látku jsou dodrženy.

7.2.1.21.4 Látky, které podle údajů v tabulce C kapitoly 3.2, sloupec (6) musí být přepravovány v plavidlech typu N uzavřená, smí být přepravovány také v plavidlech typu C nebo G, pokud jsou dodrženy minimálně podmínky přepravy předepsaného typu N a také všechny ostatní podmínky přepravy podle tabulky C kapitoly 3.2 pro tuto látku jsou dodrženy.

7.2.1.21.5 Látky, které podle údajů v tabulce C kapitoly 3.2, sloupec (6) musí být přepravovány v plavidlech typu C uzavřená, smí být přepravovány také v plavidlech typu G, pokud jsou dodrženy minimálně podmínky přepravy předepsaného typu C a také všechny ostatní podmínky přepravy podle tabulky C kapitoly 3.2 pro tuto látku jsou dodrženy.

7.2.1.21.6 Lodní provozní odpady, obsahující oleje a maziva, smějí být přepravovány pouze v ohnivzdorných nádobách s krytem nebo v nákladních tancích.

7.2.1.21.7 Látky, které musí být podle sloupce (8) tabulky C kapitoly 3.2 přepravovány v nákladním tanku typu 2 (integrováný nákladní tank), smí být přepravovány také v nákladním tanku typu 1 (nezávislý nákladní tank) nebo v nákladním tanku typu 3 (stěna nákladního tanku není obšívka) typu plavidla předepsaného v tabulce C nebo typu plavidla předepsaného v 7.2.1.21.2 až 7.2.1.21.5, pokud jsou splněny všechny ostatní podmínky přepravy vyžadované pro tuto látku tabulkou C kapitoly 3.2.

7.2.1.21.8 Látky, které musí být podle sloupce (8) tabulky C kapitoly 3.2 přepravovány v nákladním tanku typu 3 (stěna nákladního tanku není obšívka), smí být přepravovány také v nákladním tanku typu 1 (nezávislý nákladní tank) typu plavidla předepsaného v tabulce C nebo typu plavidla předepsaného v 7.2.1.21.2 až 7.2.1.21.5 nebo v plavidlech typu C s nákladním tankem typu 2 (integrováný nákladní tank), pokud jsou splněny alespoň podmínky přepravy týkající se předepsaného typu N a všechny ostatní podmínky přepravy vyžadované pro tuto látku tabulkou C kapitoly 3.2 nebo 7.2.1.21.2 až 7.2.1.21.5 jsou splněny.

**7.2.1.22** -

**7.2.1.99** (Vyhrazeno)

## 7.2.2 Požadavky na plavidla

### 7.2.2.0 Povolená plavidla

**POZNÁMKA 1:** Otevírací tlak pojistných ventilů musí být uveden ve schvalovacím osvědčení (viz 8.6.1.3).

**POZNÁMKA 2:** Konstrukční tlak a zkušební tlak nákladních tanků musí být uveden v osvědčení klasifikační společnosti předepsaném v 9.3.1.8.1 nebo 9.3.2.8.1 nebo 9.3.3.8.1.

**POZNÁMKA 3:** Jestliže plavidlo přepravuje nákladní tanky s různými tlaky pro otevření ventilů, musí být otevírací tlak každého tanku uveden ve schvalovacím osvědčení a konstrukční a výpočtové tlaky každého tanku musí být uvedeny v osvědčení klasifikační společnosti.

7.2.2.0.1 Nebezpečné věci smějí být přepravovány v tankových plavidlech typů N, C nebo G podle požadavků kapitol 9.3.1, 9.3.2 nebo 9.3.3 resp. Typ tankového plavidla, které se má použít je uveden ve sloupci (6) tabulky C kapitoly 3.2, a v 7.2.1.21.

**POZNÁMKA:** Látky připuštěné k přepravě v konkrétním plavidle jsou uvedeny v seznamu látek pro plavidlo zpracovaném uznanou klasifikační společností (viz 1.16.1.2.5).

7.2.2.1

-

7.2.2.4

(Vyhrazeno)

### 7.2.2.5 Návod k použití pro přístroje a zařízení

Jestliže pro používání nějakého přístroje nebo nějakého zařízení jsou zapotřebí zvláštní bezpečnostní předpisy, musí se návod k použití přístroje nebo zařízení nacházet na plavidle na vhodném místě a v jazyce na plavidle obvyklém a také, pokud tímto jazykem není angličtina, francouzština nebo němčina, tak v angličtině, francouzštině nebo němčině, pokud dohody uzavřené mezi zeměmi zainteresovanými na přepravě nestanoví jinak.

### 7.2.2.6 Zařízení pro detekci plynů

Pokud seznam látek pro plavidlo podle 1.16.1.2.5 obsahuje látky, pro které není n-hexan reprezentativní, musí být také zařízení pro detekci plynů kalibrováno navíc na nejkritičtější dolní mez výbušnosti látek připuštěných k přepravě na plavidle.

7.2.2.7

-

7.2.2.18

(Vyhrazeno)

### 7.2.2.19 Tlačná soulodí a sestavy spřažených plavidel

7.2.2.19.1 Pokud v tlačném soulodí nebo v sestavě spřažených plavidel alespoň jedno plavidlo musí být vybaveno schvalovacím osvědčením pro přepravu nebezpečných věcí, musí pro přepravu nebezpečných věcí všechna plavidla této sestavy být vybavena pro ně vystaveným schvalovacím osvědčením.

Plavidla, která nepřepravují nebezpečné zboží, musí odpovídat předpisům 7.1.2.19.

7.2.2.19.2 Pro účely této části se tlačné soulodí nebo sestava spřažených plavidel posuzuje jako jedno jediné plavidlo.

7.2.2.19.3 Pokud tlačné soulodí nebo sestava spřažených plavidel zahrnuje tankové plavidlo přepravující nebezpečné věci, musí plavidla používaná pro pohon splňovat podmínky následujících ustanovení:

1.16.1.1, 1.16.1.2, 1.16.1.3, 1.16.1.4, 7.2.2.5, 8.1.4, 8.1.5, 8.1.6.1, 8.1.6.3, 8.1.7, 8.3.5, 9.3.3.0.1, 9.3.3.0.3 (d), 9.3.3.0.5, 9.3.3.10.1, 9.3.3.10.2, 9.3.3.10.5, 9.3.3.12.4, 9.3.3.12.6, 9.3.3.16.1, 9.3.3.16.2, 9.3.3.17.1 až 9.3.3.17.4, 9.3.3.31.1 až 9.3.3.31.5, 9.3.3.32.2, 9.3.3.34.1, 9.3.3.34.2, 9.3.3.40.1 (avšak jedno požární nebo balastní čerpadlo je dostačující), 9.3.3.40.2, 9.3.3.41, 9.3.3.51, 9.3.3.52.1 až 9.3.3.52.8, 9.3.3.71 a 9.3.3.74.

Plavidla používaná jen pro pohon tankových plavidel, jejichž seznam látek pro plavidlo podle 1.16.1.2.5 obsahuje pouze látky, pro které se nevyžaduje ochrana proti výbuchu, nemusí splňovat požadavky uvedené v 9.3.3.10.1, 9.3.3.10.5, 9.3.3.12.6, 9.3.3.51 a 9.3.3.52.1. V tomto případě musí být ve schvalovacím osvědčení nebo prozatímním schvalovacím osvědčení pod číslem 5, povolené odchylky, uveden tento zápis: „Odchylka od 9.3.3.10.1, 9.3.3.10.5, 9.3.3.12.6, 9.3.3.51 a 9.3.3.52.1; plavidlo smí pohánět jen tanková plavidla, jejichž seznam látek pro plavidlo podle 1.16.1.2.5 obsahuje pouze látky, pro které se nevyžaduje ochrana proti výbuchu“.

7.2.2.19.4 Během nakládky a vykládky látek, pro které je ve sloupci (17) tabulky C kapitoly 3.2 vyžadována zajištění proti explozi, směji být na palubě jiných plavidel sestavy plavidel použity pouze instalace a zařízení, které splňují požadavky uvedené v 9.3.3.53. Tato podmínka neplatí pro:

- (a) instalace a zařízení připojené vpředu nebo vzadu na plavidle, které je nakládáno nebo vykládáno, jestliže je tankové plavidlo, které je nakládáno nebo vykládáno, vybaveno ochrannou stěnou na příslušné straně oblasti nákladu nebo umístěnou ve vzdálenosti nejméně 12,0 m od linie ohraničující oblast nákladu plavidla, které je nakládáno nebo vykládáno;
- (b) instalace a zařízení tankových plavidel spojených bočně s plavidlem, které je nakládáno nebo vykládáno, jestliže jsou takové instalace nebo zařízení umístěny za ochrannou stěnou podle 9.3.3.10.3 a tato ochranná stěna není umístěna vedle oblasti nákladu plavidla, které je nakládáno nebo vykládáno, nebo umístěna ve vzdálenosti nejméně 12,0 m od linie ohraničující oblast nákladu plavidla, které je nakládáno nebo vykládáno.

7.2.2.20 (Vyhrazeno)

#### 7.2.2.21 **Bezpečnostní a kontrolní zařízení**

Při nakládce nebo vykládce látek třídy 2 nebo třídy 3, UN 1280 a 2983 musí být na dvou místech na plavidle (vpředu a vzadu) a na dvou místech na břehu (přímo u vstupu na plavidlo a v odpovídající vzdálenosti) možné, vypínačem proces nakládky/vykládky přerušit, tzn. rychlouzavírací ventil přímo na pohyblivém potrubním spojení mezi plavidlem a břehem musí být možné zavřít.

Systém odpojení musí být zkonstruován v souladu s uzavřeným oběhovým principem.

7.2.2.22 (Vypuštěno)

7.2.2.23 -

7.2.2.99 (Vyhrazeno)

### 7.2.3 **Všeobecné provozní předpisy**

#### 7.2.3.1 ***Vstup do nákladních tanků, zbytkových tanků, prostor s čerpadly pod palubou, kofrdamů, dvojitých boků a volných prostor; kontroly***

7.2.3.1.1 Kofrdamy musí být prázdné. Denně se musí zkontrolovat, zda jsou kofrdamy suché (vyjma kondenzované vody).

7.2.3.1.2 Vstup do nákladních tanků, zbytkových tanků, kofrdamů, dvojitých boků, dvojitého dna a volných prostor je povolen pouze za účelem provedení kontrol a čistících prací.

7.2.3.1.3 Do dvojitých boků a dvojitého dna se během jízdy nesmí vstupovat.

7.2.3.1.4 Jestliže před vstupem do nákladních tanků, zbytkových tanků, prostor s čerpadly pod palubou, kofrdamů, dvojitých boků, dvojitého dna nebo volných prostor musí být změřena koncentrace hořlavých nebo toxických plynů a par pocházejících z nákladu nebo obsah kyslíku, tyto údaje o měření musí být písemně zaznamenány.

Měření smí být prováděno pouze odborníkem podle 8.2.1.2, který je vybaven vhodným dýchacím přístrojem pro přepravovanou látku.

Do kontrolovaných prostor se při měření nesmí vstupovat.

7.2.3.1.5 Dříve než kterákoli osoba vstoupí do nákladních tanků, zbytkových tanků, prostorů s čerpadly pod palubou, kofrdamů, dvojitých boků, dvojitých den, nákladních prostorů nebo jiných uzavřených prostorů:

- (a) pokud plavidlo přepravuje nebezpečné látky tříd 2, 3, 4.1, 6.1, 8 nebo 9, pro které je ve sloupci (18) tabulky C kapitoly 3.2 vyžadován přístroj pro detekci plynů, musí být pomocí tohoto přístroje zjištěno, že koncentrace hořlavých plynů a par pocházejících z nákladu v těchto nákladních tancích, zbytkových tancích, prostorech s čerpadly pod palubou, kofrdamech, dvojitých bocích, dvojitých dnech nebo nákladních prostorech není vyšší než 50 % dolní meze výbušnosti. Pro prostory s čerpadly pod palubou se toto smí zjistit pomocí trvale instalovaného zařízení pro detekci plynů.
- (b) pokud plavidlo přepravuje nebezpečné látky tříd 2, 3, 4.1, 6.1, 8 nebo 9, pro které je ve sloupci (18) tabulky C kapitoly 3.2 vyžadován detektor toxických plynů, musí být pomocí tohoto přístroje zjištěno, že nákladní tanky, zbytkové tanky, prostory s čerpadly pod palubou, kofrdamy, dvojitě boky, dvojitá dna nebo nákladní prostory neobsahují koncentraci toxických plynů a par pocházejících z nákladu, která překračuje úroveň expozice přijatelné podle vnitrostátních předpisů.

Odchytkou od 1.1.4.6 mají přísnější vnitrostátní právní předpisy pro vstup do nákladních prostorů přednost před ustanoveními ADN.

7.2.3.1.6 Vstup do prázdných nákladních tanků, zbytkových tanků, prostorů s čerpadly pod palubou, kofrdamů, dvojitých boků, dvojitých den, nákladních prostorů nebo jiných uzavřených prostorů je dovolen pouze tehdy, jestliže:

- koncentrace hořlavých plynů a par pocházejících z nákladu v nákladních tancích, zbytkových tancích, prostorech s čerpadly pod palubou, kofrdamech, dvojitých bocích, dvojitých dnech, nákladních prostorech nebo jiných uzavřených prostorech je nižší než 10 % dolní meze výbušnosti, koncentrace toxických plynů a par pocházejících z nákladu je nižší než úroveň expozice přijatelné podle vnitrostátních předpisů a procento kyslíku je mezi 20 a 23,5 % obj.; nebo
- koncentrace hořlavých plynů a par pocházejících z nákladu v nákladních tancích, zbytkových tancích, prostorech s čerpadly pod palubou, kofrdamech, dvojitých bocích, dvojitých dnech, nákladních prostorech nebo jiných uzavřených prostorech je nižší než 10 % dolní meze výbušnosti a osoba vstupující do těchto prostorů je vybavena dýchacím přístrojem nezávislým na okolním prostředí, jakož i jiným nezbytným ochranným a záchranným vybavením, a je zajištěna pomocí lana. Vstup do těchto prostorů je dovolen jen pod dohledem druhé osoby, pro kterou je připraveno k okamžitému použití stejné vybavení. Další dvě osoby, které jsou schopné v případě nouze poskytnout pomoc, musí být na plavidle ve slyšitelné vzdálenosti. Pokud je k dispozici vyprošťovací zařízení, je dostačující jedna další osoba.

V případě nouze nebo mechanických problémů je dovoleno vstoupit do tanku, je-li koncentrace hořlavých plynů a par pocházejících z nákladu mezi 10 a 50 % dolní meze výbušnosti. Použitý dýchací přístroj (nezávislý) musí být zkonstruovaný tak, aby nemohl způsobit vznik jisker.

Odchytkou od 1.1.4.6 mají přísnější vnitrostátní právní předpisy pro vstup do nákladních tanků přednost před ustanoveními ADN.

## **7.2.3.2 Prostory s čerpadly pod palubou**

7.2.3.2.1 Prostory s čerpadly pod palubou musí být při přepravě látek třídy 3, 4.1, 6.1, 8 nebo 9 jednou denně kontrolovány na z hlediska utěsnění. Nádní prostory a jímky musí být udržovány ve stavu bez přepravovaných látek.

7.2.3.2.2 Při reakci zařízení pro detekci plynů musí být okamžitě zastaven proces nakládky nebo vykládky. Je třeba uzavřít všechny uzavírací armatury a okamžitě opustit prostor s čerpadlem. Všechny přístupové otvory musí být zavřené. Nakládka nebo vykládka smí pokračovat teprve po odstranění škody nebo závady.

**7.2.3.3** (Vyhrazeno)

**7.2.3.4** (Vyhrazeno)

**7.2.3.5** (Vyhrazeno)

**7.2.3.6 Zařízení pro detekci plynů**

Zařízení pro detekci plynů musí být udržována a kalibrována vyškolenými a kvalifikovanými pracovníky podle pokynů výrobce.

**7.2.3.7 Odplynování prázdných nebo vyložených nákladních tanků a nakládacího a vykládacího potrubí**

7.2.3.7.0 Odplynování prázdných nebo vyložených nákladních tanků a nakládacího a vykládacího potrubí do ovzduší nebo do přijímacích stanic je dovoleno za následujících podmínek, avšak pouze tehdy, jestliže to není zakázáno na základě jiných právních předpisů.

7.2.3.7.1 Odplynování prázdných nebo vyložených nákladních tanků a nakládacího a vykládacího potrubí do ovzduší.

7.2.3.7.1.1 Prázdné nebo vyložené nákladní tanky, které předtím obsahovaly nebezpečné látky:

- třídy 2 nebo třídy 3 s klasifikačním kódem zahrnujícím písmeno „T“ ve sloupci (3b) tabulky C kapitoly 3.2;
- třídy 6.1; nebo
- obalové skupiny I třídy 8

smějí být odplynovány pouze odborníkem podle 8.2.1.2. Toto smí být prováděno jen na místech schválených příslušným orgánem.

7.2.3.7.1.2 Pokud není odplynování nákladních tanků, které předtím obsahovaly nebezpečné věci uvedené v 7.2.3.7.1.1 výše, proveditelné na místech schválených pro tento účel příslušným orgánem, smí být odplynování provedeno během jízdy plavidla, jestliže:

- požadavky prvního odstavce 7.2.3.7.1.3 jsou splněny; koncentrace hořlavých plynů a par pocházejících z nákladu však nesmí být v odvětrávané směsi u vývodu vyšší než 10 % dolní meze výbušnosti;
- posádka není vystavena působení koncentrace plynů a par, která překročí úroveň expozice přijatelné podle vnitrostátních předpisů.
- všechny přístupy a otvory do prostor, které mají spojení s volným okolím, jsou uzavřené. To neplatí pro větrací otvory strojovny, přetlakových skladů a přetlakových větracích systémů;
- členové posádek, pracující na palubě, musí mít vhodnou ochrannou výstroj;
- toto se neprovádí v oblasti plavebních komor včetně příjezdových prostor ke komorám, pod mosty nebo v hustě osídlených oblastech.

7.2.3.7.1.3 Odplynování prázdných nebo vyložených nákladních tanků, které obsahovaly jiné nebezpečné věci než ty, které jsou uvedené v 7.2.3.7.1.1, pokud je koncentrace hořlavých plynů a par pocházejících z nákladu 10 % dolní meze výbušnosti nebo vyšší, smí být prováděno během jízdy, nebo na místech schválených příslušným orgánem, pomocí vhodných větracích zařízení s uzavřenými kryty nákladních tanků a s odvodem směsi plyn/vzduch přes pojistky proti prošlehnutí plamene, schopné odolat trvalému ohni (skupina výbušnosti/podskupina podle sloupce (16) tabulky C kapitoly 3.2). Koncentrace hořlavých plynů a par v odvětrávané směsi u výstupního otvoru musí být nižší než 50 % dolní meze výbušnosti. Vhodná větrací zařízení smějí být používána pro odplynování sáním, jen pokud je pojistka proti prošlehnutí plamene umístěna bezprostředně před větrákem na sací straně (skupina výbušnosti/podskupina podle sloupce (16) tabulky C kapitoly 3.2). Koncentrace hořlavých plynů a par musí být měřena jednou za hodinu během prvních dvou hodin po započetí odplynování pomocí nucené ventilace nebo sání odborníkem podle 8.2.1.2. Výsledky těchto měření musí být zaznamenány písemně.

Odplynování je však zakázáno v oblasti plavebních komor, včetně jejich příjezdových prostor, pod mosty nebo v hustě osídlených oblastech.

Odplynování prázdných nebo vyložených nákladních tanků, které obsahovaly jiné nebezpečné věci než ty, které jsou uvedené v 7.2.3.7.1.1, je-li koncentrace plynů a par pocházejících z nákladu nižší než 10 % dolní meze výbušnosti, je dovoleno a také je dovoleno, aby byly otevřeny dodatečné otvory nákladního tanku, pokud posádka není vystavena působení koncentrace plynů a par, která překročí



úrovně expozice přijatelné podle platných vnitrostátních předpisů. Rovněž není povinné použití pojistky proti prošlehnutí plamene.

Odplynování je však zakázáno v oblasti plavebních komor, včetně jejich příjezdových prostor, pod mosty nebo v hustě osídlených oblastech.

7.2.3.7.1.4 Proces odplynování musí být přerušen během bouřky, nebo pokud lze vzhledem k nepříznivým povětrnostním podmínkám očekávat mimo oblast nákladu před obytným prostorem, kormidelnou a provozními prostory nebezpečné koncentrace hořlavých nebo toxických plynů a par. Kritického stavu je dosaženo, jakmile koncentrace pocházející z nákladu hořlavých plynů a par vyšší než 20 % dolní meze výbušnosti, nebo toxických plynů a par překračující úroveň expozice přijatelné podle vnitrostátních předpisů, byly zjištěny v těchto oblastech měřeními pomocí přenosných měřících přístrojů.

7.2.3.7.1.5 Označení předepsaná v 7.2.5.0.1 smějí být na pokyn vůdce plavidla odstraněna, jestliže bylo po odplynování nákladních tanků ověřeno, za použití vybavení udaného ve sloupci (18) tabulky C kapitoly 3.2, že žádný z nákladních tanků neobsahuje koncentrace hořlavých plynů a par vyšší než 20 % dolní meze výbušnosti, nebo neobsahuje koncentrace toxických plynů a par překračující úroveň expozice přijatelné podle vnitrostátních předpisů. Výsledky měření musí být zaznamenány písemně.

7.2.3.7.1.6 Před prováděním činností, které by mohly vyvolat nebezpečí, jak je popsáno v 8.3.5, musí být všechny nákladní tanky a potrubí v oblasti nákladu odplynovány. Toto musí být zdokumentováno v osvědčení o odplynování, platném v den započetí prací. Stav, že je odplynováno, smí být prohlášen a osvědčen pouze osobou schválenou příslušným orgánem.

7.2.3.7.2 ***Odplynování prázdných nebo vyložených nákladních tanků a nakládacího a vykládacího potrubí v přijímacích stanicích***

7.2.3.7.2.1 Prázdné nebo vyložené nákladní tanky smějí být odplynovány pouze odborníkem podle 8.2.1.2. Pokud je to vyžadováno mezinárodními nebo vnitrostátními právními předpisy, smí být toto prováděno jen na místech schválených příslušným orgánem. Odplynování v mobilní přijímací stanici při plavbě plavidla je zakázáno. Odplynování v mobilní přijímací stanici je zakázáno, jestliže jiné plavidlo odplynovává v téže stanici. Odplynování v mobilní přijímací stanici na plavidle je zakázáno.

7.2.3.7.2.2 Před započetením procesu odplynování musí být odplynovávané plavidlo uzemněno. Velitel odplynovaného plavidla nebo jím zmocněný odborník podle 8.2.1.2 a provozovatel přijímací stanice musí vyplnit a podepsat kontrolní list podle 8.6.4 ADN.

Kontrolní list musí být vytištěn alespoň v jazycích, kterým rozumějí velitel nebo odborník a provozovatel přijímací stanice.

Jestliže není možná kladná odpověď na všechny otázky, je odplynování v přijímací stanici dovoleno jen se souhlasem příslušného orgánu.

7.2.3.7.2.3 Odplynování v přijímacích stanicích smí být prováděno za použití nakládacího a vykládacího potrubí nebo větracího potrubí k odstranění plynů a par z nákladních tanků za případného použití jiného potrubí k zamezení překročení maximálního dovoleného přetlaku nebo podtlaku v nákladních tankách.

Potrubí musí být součástí uzavřeného systému, nebo pokud je použito k zamezení překročení maximálního dovoleného podtlaku v nákladních tankách, musí být vybaveno trvale instalovaným nebo přenosným pružinovým nízkotlakým ventilem s pojistkou proti prošlehnutí plamene (skupina výbušnosti/podskupina podle sloupce (16) tabulky C kapitoly 3.2), je-li vyžadováno zajištění proti explozi (sloupec (17) tabulky C kapitoly 3.2). Tento nízkotlaký ventil musí být nainstalován tak, aby se za normálních pracovních podmínek podtlakový ventil neaktivoval. Trvale nainstalovaný ventil nebo otvor, ke kterému je připojen přenosný ventil, musí zůstat uzavřeny slepou přírubou, není-li plavidlo odplynováno v přijímací stanici.

Všechna potrubí mezi odplynovávaným plavidlem a přijímací stanicí musí být vybavena vhodnou pojistkou proti prošlehnutí plamene, je-li vyžadováno zajištění proti explozi ve sloupci (17) tabulky C kapitoly 3.2. Požadavky na potrubí na plavidle jsou: Skupina výbušnosti/podskupina podle sloupce (16) tabulky C kapitoly 3.2.

7.2.3.7.2.4 Musí být možné přerušit proces odplynování pomocí vypínačů instalovaných na dvou místech na plavidle (vpředu a vzadu) a na dvou místech v přijímací stanici (přímo na přístupu k plavidlu a na místě, odkud je přijímací stanice řízena). Přerušení odplynování musí být provedeno pomocí

rychlouzavíracího ventilu, který musí být namontován přímo na spojení mezi odplyňovaným plavidlem a přijímací stanicí. Rozpojovací systém musí být koncipován na principu uzavřeného okruhu a smí být integrován do nouzového vypínacího systému nákladních čerpadel a ochrany proti přetečení, předepsaných v 9.3.1.21.5, 9.3.2.21.5 a 9.3.3.21.5.

Odplyňovací operace musí být přerušeny během bouřky.

7.2.3.7.2.5 Označení předepsaná ve sloupci (19) tabulky C kapitoly 3.2 smějí být na pokyn vůdce plavidla odstraněna, jestliže bylo po odplynování nákladních tanků ověřeno, že žádný z nákladních tanků neobsahuje hořlavé plyny a páry v koncentraci vyšší než 20 % dolní meze výbušnosti, nebo neobsahuje koncentrace toxických plynů a par, které překračují úroveň expozice přijatelné podle vnitrostátních předpisů. Výsledky měření musí být zaznamenány písemně.

7.2.3.7.2.6 Před prováděním činností, které by mohly vyvolat nebezpečí, jak je popsáno v 8.3.5, musí být všechny nákladní tanky a potrubí v oblasti nákladu odplynovány. Toto musí být zdokumentováno v osvědčení o odplynování, platném v den započetí prací. Stav, že je odplynováno, smí být prohlášen a osvědčen pouze osobou schválenou příslušným orgánem.

7.2.3.7.3 Pokud odplynování nákladních prostor, které obsahovaly nebezpečné látky, uvedené v 7.2.3.7.1, na místech, označených místně příslušným orgánem nebo za tímto účelem schválených není možné, je možné odplynování provést během jízdy, jestliže:

- jsou dodrženy podmínky, uvedené v 7.2.3.7.2, přičemž však ve vyfukované směsi koncentrace látky na místě výstupu nesmí činit více než 10 % spodní hranice výbušnosti;
- je vyloučeno ohrožení posádky;
- všechny přístupy a otvory do prostor, které mají spojení s volným okolím, jsou uzavřené. To neplatí pro větrací otvory strojovny, přetlakových skladů a přetlakových větracích systémů;
- členové posádky, pracující na palubě, musí mít vhodnou ochrannou výstroj;
- toto se neprovádí v oblasti plavebních komor včetně příjezdových prostor ke komorám, pod mosty nebo v hustě osídlených oblastech.

7.2.3.7.4 Proces odplynování musí být přerušen během bouřky, a pokud se v důsledku nevhodných povětrnostních podmínek mimo oblast nákladu před obytným prostorem, kormidelnou nebo provozních prostorech musí počítat s nebezpečnou koncentrací plynu. Kritický stav je dosažen, jakmile měření pomocí přenosného měřicího přístroje byly prokázány koncentrace vyšší než 20 % spodní hranice výbušnosti v těchto prostorech.

7.2.3.7.5 Pokud po odplynování nákladních tanků pomocí přístroje, uvedeného v 3.2 tabulka C, sloupec (18) je zjištěno, že ani koncentrace hořlavých plynů uvnitř nákladních tanků neleží nad 20 % spodní hranice výbušnosti ani není zjištěna významná koncentrace toxických plynů, smí být sejmuto velitelem plavidla označení podle 3.2 tabulka C, sloupec (19).

7.2.3.7.6 Před prováděním činností, které by mohly vyvolat nebezpečí, jak je to popsáno v oddílu 8.3.5, musí být nákladní tanky a potrubí v oblasti nákladu vyčištěny a odplynovány. Výsledek odplynování musí být dokumentován v osvědčení o odplynování. Stav, že je odplynováno, může být prohlášen a osvědčen pouze osobou schválenou příslušným orgánem.

**7.2.3.8** -  
**7.2.3.11** (Vyhrazeno)

### **7.2.3.12 Větrání**

7.2.3.12.1 Pokud v provozních prostorech jsou uvedena do provozu strojní zařízení, musí stát prodlužovací potrubí u větracích přívodů. Jinak musí otvory být zavřené. To neplatí pro větrací přívody u provozních místností mimo oblast nákladu, jestliže otvor je bez prodlužovacího potrubí umístěn minimálně 0,50 m nad palubou.

7.2.3.12.2 Větrání prostor s čerpadly musí být v provozu

- minimálně 30 minut před vstupem jakož i během celé doby pobytu;

- během nakládky, vykládky a odplynování; a
- po reakci zařízení pro detekci plynů.

**7.2.3.13** (Vyhrazeno)

**7.2.3.14** (Vyhrazeno)

**7.2.3.15 Odborník na plavidle**

Jsou-li přepravovány nebezpečné věci, musí být odpovědný velitel plavidla zároveň odborníkem podle 8.2.1.2. Kromě toho musí být tento odborník:

- odborníkem, jak je uvedeno v 8.2.1.5, jsou-li přepravovány nebezpečné věci, pro které je ve sloupci (6) tabulky C kapitoly 3.2 předepsáno tankové plavidlo typu G; a
- odborníkem, jak je uvedeno v 8.2.1.7, jsou-li přepravovány nebezpečné věci, pro které je ve sloupci (6) tabulky C kapitoly 3.2 předepsáno tankové plavidlo typu C.

**POZNÁMKA:** *Který z velitelů posádky plavidla je odpovědným velitelem plavidla, musí být určeno a dokumentováno na plavidle dopravcem. Pokud neexistuje takové určení, vztahuje se tento požadavek na každého velitele plavidla.*

*Odchylkou od tohoto ustanovení je pro nakládku a vykládku nebezpečných věcí v tankovém tlačném člunu dostačující, aby osoba, která je odpovědná za nakládku a vykládku a za balastování tankového tlačného člunu, měla odbornou kvalifikaci vyžadovanou podle 8.2.1.2.*

Při přepravě látek, pro které ve sloupci 6 tabulky C kapitoly 3.2 je předepsáno tankové plavidlo typu C, a ve sloupci 7 stav nákladního tanku 1, stačí přítomnost na palubě odborníka, podle bodu 8.2.1.5 pro přepravu tankovými plavidly typu G.

**7.2.3.16** Všechna měření na plavidle musí být prováděna odborníkem podle 8.2.1.2, pokud není stanoveno jinak v Předpisech přiložených k ADN. Výsledky měření musí být zaznamenány písemně do knihy podle 8.1.2.1 (g).

**7.2.3.17** -

**7.2.3.19** (Vyhrazeno)

**7.2.3.20 Balastní voda**

**7.2.3.20.1** Kofrdamy a úložné prostory, které obsahují izolované nákladní tanky, nesmějí být plněny vodou. Dvojitě boky, dvojitá dna a úložné prostory, které neobsahují izolované nákladní tanky, smějí být plněny balastní vodou za podmínky, že:

- tato skutečnost byla zohledněna při výpočtech stability v nepoškozeném a poškozeném stavu; a
- plnění není zakázáno ve sloupci (20) tabulky C kapitoly 3.2.

Jestliže voda v balastních tancích a komorách způsobuje, že plavidlo již nesplňuje kritéria stability:

- musí být instalovány stabilní ukazatele úrovně hladiny; nebo
- plnicí úroveň hladiny v balastních tancích a komorách musí být denně kontrolována před vyplutím a během operací.

V případě existence ukazatelů úrovně hladiny smějí být balastní tanky naplněny také jen částečně. Jinak musí být zcela plné nebo prázdné.

**7.2.3.20.2** (Vypuštěno)

**7.2.3.21** (Vyhrazeno)

**7.2.3.22 Otevření volných prostor, prostor s čerpadly pod palubou a kofrdamů, nákladních tanků, zbytkových tanků; uzavírací zařízení**

Nákladní tanky, zbytkové tanky a přístupové otvory od prostor s čerpadly pod palubou, kofrdamů, volných prostor musí zůstat zavřené, vyjma prostor s čerpadly na palubě odkalovacích člunů a zásobovacích plavidel jakož další v této části povolené výjimky.

**7.2.3.23** (Vyhrazeno)

**7.2.3.24** (Vyhrazeno)

**7.2.3.25 Spojení mezi potrubním vedením**

7.2.3.25.1 Je zakázáno, vytvářet spojení mezi dvěma nebo více potrubími následujících skupin:

- (a) potrubí pro nakládku a vykládku;
- (b) potrubí pro balastování a vypumpování nákladních tanků, kofrdamů, volných prostor, dvojitých boků a dvojitého dna;
- (c) potrubí, které se nachází mimo oblast nákladu.

7.2.3.25.2 Ustanovení 7.2.3.25.1 neplatí pro odnímatelné spojení potrubí kofrdamů:

- potrubí pro nakládku a vykládku;
- potrubí, které se nachází mimo oblast nákladu, pokud v případě naléhavé potřeby musí kofrdamy být naplněny vodou.

V těchto případech musí spojení být provedeno tak, aby z nákladních prostor nemohla být nasáta žádná voda. Vypumpování kofrdamů smí být prováděno jen pomocí ejektorů nebo nezávislého zařízení v oblasti nákladu.

7.2.3.25.3 Ustanovení 7.2.3.25.1 (b) a (c) neplatí pro:

- potrubí pro balastování a vypumpování ochodů, dvojitého dna, jestliže nemají společnou stěnu s nákladními tanky;
- potrubí pro balastování dvojitých boků, dvojitého dna a volných prostor, jestliže toto je prováděno vodním potrubím hasicího zařízení v oblasti nákladu. Vypumpování dvojitých boků a dvojitého dna a příslušných prostor smí být prováděno jen pomocí ejektorů nebo nezávislého zařízení v oblasti nákladu.

**7.2.3.26** (Vyhrazeno)

**7.2.3.27** (Vyhrazeno)

**7.2.3.28 Chladicí systém**

V případě přepravy ochlazovaných látek se musí na palubě nacházet návod, ve kterém musí být uvedena maximálně přípustná teplota nákladu s ohledem na kapacitu systému chlazení a konstrukce izolace nákladních tanků.

**7.2.3.29 Záchranné čluny**

7.2.3.29.1 Záchranný člun vyžadovaný podle předpisů zmíněných v 1.1.4.6 se musí uložit mimo oblast nákladu. Smí však být uložen v oblasti nákladu, jestliže se v oblasti obytných prostor nachází lehce dostupný sběrný záchranný prostředek podle předpisů zmíněných v 1.1.4.6. Jestliže seznam látek pro plavidlo podle 1.16.1.2.5 obsahuje látky, pro které se vyžaduje zajištění proti explozi ve sloupci (17) tabulky C kapitoly 3.2,

- přívěsné motory a jejich palivové nádrže musí být na plavidle přepravovány pouze mimo oblast nákladu; a
- mechanická nafukovací zařízení, přívěsné motory a jejich elektrické instalace smějí být uvedeny do činnosti pouze mimo oblast nákladu.

7.2.3.29.2 Ustanovení 7.2.3.29.1 neplatí pro odkalovací čluny a zásobovací plavidla.

**7.2.3.30** (Vyhrazeno)

**7.2.3.31** ***Motory***

7.2.3.31.1 Je zakázáno používat motory poháněné palivou s bodem vzplanutí 55 °C nebo nižším (např. benzinové motory). Toto ustanovení se nevztahuje na:

- benzinové přívěsné motory záchranných člunů;
- pracovní a záchranné čluny, které splňují požadavky kapitoly 30 a přílohy 8, oddílu 1 Evropské normy stanovící technické požadavky na plavidla pro vnitrozemskou dopravu (ES-TRIN), se změnami<sup>2</sup>.

7.2.3.31.2 Je zakázáno v oblasti nákladu přepravovat motorové dopravní prostředky jako osobní automobily a motorové čluny.

**7.2.3.32** ***Nádrže na pohonné hmoty***

Dvojitá dna o výšce minimálně 0,60 m mohou být použita jako palivové nádrže, pokud byla postavena podle předpisů části 9.

**7.2.3.33** -

**7.2.3.40** (Vyhrazeno)

**7.2.3.41** ***Kouření, oheň nebo otevřené světlo***

7.2.3.41.1 Kouření, včetně elektronických cigaret a jiných podobných artiklů, oheň a otevřené světlo jsou na plavidle zakázána.

Tento zákaz musí být vyvěšen na informačních tabulích umístěných na vhodných místech.

Zákaz kouření neplatí v obytných prostorech nebo v kormidelně, pokud jsou jejich okna, dveře, střešní okna a palubní průlezy uzavřeny, nebo je-li větrací systém nastaven tak, aby zaručil přetlak nejméně 0,1 kPa.

7.2.3.41.2 Topné, varné a chladicí přístroje nesmí být provozovány ani kapalnými pohonnými hmotami, zkapalněnými plyny, ani pevnými hořlavými látkami.

Varná a chladicí zařízení jsou povolena pouze v obytných prostorech a v kormidelně.

7.2.3.41.3 Pokud jsou topné přístroje nebo topné kotle umístěny do strojoven nebo do prostor, které jsou pro to zvláště vhodné, smí být provozovány kapalnými pohonnými hmotami, avšak s bodem vzplanutí vyšším než 55 °C.

**7.2.3.42** ***Zařízení k vytápění nákladu***

7.2.3.42.1 Vytápění nákladu je povoleno jen tehdy, jestliže existuje nebezpečí ztuhnutí nákladu nebo z důvodu viskozity nákladu není možná normální vykládka.

Obecně nesmí být ohřívána kapalina nad svůj bod vzplanutí.

Zvláštní ustanovení jsou uvedena v 3.2 tabulka C, sloupec (20).

7.2.3.42.2 Nákladní tanky musí při přepravě látek, které jsou přepravovány zahříváné, být vybaveny zařízením k měření teploty nákladu.

7.2.3.42.3 Během vykládky smí zařízení k vytápění nákladu být používáno, jestliže prostor, ve kterém je zařízení umístěno, zcela odpovídá požadavkům bodů 9.3.2.52.3 nebo 9.3.3.52.3.

<sup>2</sup>

Jak je dostupná na webové stránce Evropského výboru pro vypracování norem pro vnitrozemskou plavbu – CESNI, <https://www.cesni.eu/en/documents/es-trin/>.

7.2.3.42.4 Požadavky 7.2.3.42.3 nemusí být splněny, jestliže zařízení k vytápění nákladu je ze břehu zásobeno parou a v provozu je jen oběhové čerpadlo, jakož při vykládce látek s bodem vzplanutím rovným nebo vyšším než 60 °C.

**7.2.3.43** (Vyhrazeno)

**7.2.3.44 Čistící práce**

Čistící práce kapalinami, jejichž bod vzplanutí je menší než 55 °C, smějí být prováděny pouze v oblasti s nebezpečím výbuchu.

**7.2.3.45** -

**7.2.3.50** (Vyhrazeno)

**7.2.3.51 Elektrické a neelektrické instalace a zařízení**

7.2.3.51.1 Elektrické a neelektrické instalace a zařízení musí být udržovány v bezvadném stavu.

7.2.3.51.2 Použití pohyblivých elektrických kabelů je zakázáno v oblasti s nebezpečím výbuchu. Toto ustanovení neplatí pro pohyblivé elektrické kabely uvedené v 9.3.1.53.3, 9.3.2.53.3 a 9.3.3.53.3.

Pohyblivé elektrické kabely musí být podrobeny vizuální kontrole vždy před použitím. Musí být instalovány takovým způsobem, aby se zajistilo, že nebudou vystaveny riziku poškození. Konektory musí být umístěny mimo oblast s nebezpečím výbuchu.

Použití elektrických kabelů pro napojení elektrické sítě plavidla na elektrickou síť na břehu není dovoleno:

- během nakládky nebo vykládky látek, pro které je vyžadována zajištění proti explozi ve sloupci (17) tabulky C kapitoly 3.2; nebo
- jestliže se plavidlo nachází bezprostředně vedle nebo uvnitř určené zóny na břehu.

7.2.3.51.3 Zásuvky pro připojení signálního osvětlení a osvětlení lávky na břeh a pro připojení signálního osvětlení a osvětlení lávky nebo ponorných čerpadel u odkalovacích člunů smějí být pod napětím pouze tehdy, jestliže signální osvětlení a osvětlení lávky nebo ponorná čerpadla u odkalovacích člunů jsou v provozu.

Vytvoření a rozpojení připojení v oblasti nákladu smí být možné pouze ve stavu, kdy zásuvky jsou bez napětí.

7.2.3.51.4 Během stání v bezprostřední blízkosti nebo uvnitř určené zóny na břehu musí být elektrické a neelektrické instalace a zařízení nesplňující požadavky uvedené v 9.3.x.51 (a), 9.3.x.51 (b), 9.3.x.51 (c) nebo 9.3.x.52.1 (označené červeně podle 9.3.x.51 a 9.3.x.52.3) vypnuty, zchlazeny pod teplotu uvedenou v 9.3.x.51 (a) nebo 9.3.x.51 (b), nebo musí být provedena opatření uvedená v 7.2.3.51.6.

Jestliže seznam látek pro plavidlo podle 1.16.1.2.5 obsahuje látky, pro které je vyžadováno zajištění proti explozi ve sloupci (17) tabulky C kapitoly 3.2, platí toto ustanovení také během nakládky a vykládky a odplynování během stání.

7.2.3.51.5 Jestliže seznam látek pro plavidlo podle 1.16.1.2.5 obsahuje látky, pro které jsou ve sloupci (15) tabulky C kapitoly 3.2 udány teplotní třídy T4, T5 nebo T6, nesmí příslušné povrchové teploty uvnitř určených zón překročit 135 °C (T4), 100 °C (T5), popřípadě 85 °C (T6).

7.2.3.51.6 7.2.3.51.4 a 7.2.3.51.5 neplatí v obytných prostorech, kormidelně nebo provozních prostorech situovaných mimo oblast nákladu, pokud

- (a) větrací systém je nastaven tak, aby zaručil přetlak nejméně 0,1 kPa; a
- (b) zařízení pro detekci plynů je zapnuté a kontinuálně měřící.

7.2.3.51.7 Instalace a zařízení podle 7.2.3.51.4, které byly vypnuty během nakládky a vykládky, odplynování během stání nebo při stání v blízkosti nebo uvnitř určené zóny na břehu, smějí být opět zapnuty, jen pokud:

- plavidlo již není v blízkosti nebo uvnitř určené zóny na břehu; nebo

- hodnoty odpovídající 10 % dolní meze výbušnosti n-hexanu nebo 10 % dolní meze výbušnosti nákladu, podle toho, která z nich je kritičtější, jsou dosaženy v kormidelně, obytných a provozních prostorech situovaných mimo oblast nákladu.

Výsledky měření musí být zaznamenány písemně.

7.2.3.51.8 Jestliže plavidla nejsou schopna splnit požadavky uvedené v 7.2.3.51.4 a 7.2.3.51.6 nesmějí zůstat v bezprostřední blízkosti nebo uvnitř určené zóny na břehu.

**7.2.3.52**

-

**7.2.3.99**

(Vyhrazeno)

## **7.2.4**

### **Doplňkové předpisy pro nakládku, přepravu, vykládku a ostatní manipulaci s nákladem**

#### **7.2.4.1**

##### ***Omezení přepravovaných množství***

7.2.4.1.1 Je zakázáno, v oblasti nákladu přepravovat kusy, vyjma:

- zbytkového nákladu, mycí vody, zbytků nákladu a kalů obsažených v nejvýše šesti schválených nádobách na zbytkové produkty a nádobách na kaly o maximálním celkovém vnitřním objemu nejvýše 12 m<sup>3</sup>. Nádoby na zbytkové produkty a nádoby na kaly musí být řádně zajištěny v oblasti nákladu, být umístěny v minimální vzdálenosti od trupu rovnající se jedné čtvrtině šířky plavidla a splňovat ustanovení uvedená v 9.3.2.26.3 nebo 9.3.3.26.3, která se jich týkají.
- maximálně 30 vzorků nákladu látek, které smějí být v tankovém plavidle přepravovány, s maximálním obsahem 500 ml/nádobu. Nádoby musí odpovídat předpisům o obalech v části 4 ADR a musí být na plavidle uchovávány na určitém místě v rámci oblasti nákladu a uloženy tak, aby při normálních přepravních podmínkách se nemohly rozbít nebo proděravět nebo jejich obsah se nemohl dostat do volného prostoru. Křehké lahve se vzorky musí být uloženy ve vhodných obalech.

7.2.4.1.2 Na odkalovacích členech smějí nádoby na lodní provozní odpady, obsahující oleje a mazadla v objemu maximálně 2,00 m<sup>3</sup> být přepravovány v oblasti nákladu, jestliže jsou uloženy bezpečným způsobem.

7.2.4.1.3 Na zásobovacích plavidlech nebo jiných plavidlech, které zásobují plavidla produkty pro jejich provoz, smějí být kusy s nebezpečnými věcmi nebo kusy s věcmi, které nejsou nebezpečné, o celkové (brutto) hmotnosti do 5 000 kg přepravovány v oblasti nákladu, pokud ve schvalovacím osvědčení je toto zaznamenáno. Kusy musí být bezpečně uloženy a chráněny před teplem, slunečním zářením a povětrnostními podmínkami.

7.2.4.1.4 Na zásobovacích plavidlech a jiných plavidlech, která předávají lodní pohonné hmoty, smí být počet vzorků nákladu podle 7.2.4.1.1 zvýšen z 30 na maximálně 500.

#### **7.2.4.2**

##### ***Přejímka lodních provozních odpadů, obsahujících olejové látky a mazadla a předání lodních pohonných hmot***

7.2.4.2.1 Přejímka tekutých, nebalených lodních provozních odpadů, obsahujících olejové látky a mazadla smí být prováděna pouze odsáváním.

7.2.4.2.2 Vyvázání a přejímka lodních provozních odpadů, obsahujících olejové látky a mazadla, nesmí být prováděno během nakládky a vykládky látek, u kterých podle 3.2 tabulka C, sloupec (17) je potřebná ochrana proti detonaci, jakož i během odplynování tankových plavidel. To neplatí pro odkalovací plavidla, pokud jsou alespoň dodržena ustanovení o ochraně proti detonaci pro nebezpečnou látku.

7.2.4.2.3 Vyvázání a předání lodních pohonných hmot nesmí být prováděno během nakládky a vykládky látek, u kterých je podle 3.2 tabulka C, sloupec (17) nutná ochrana proti detonaci, a během odplynování tankových plavidel. To neplatí pro zásobovací plavidla, pokud jsou alespoň dodržena ustanovení o ochraně proti detonaci pro nebezpečnou látku.

7.2.4.2.4 Místně příslušný orgán může povolit odchylky od 7.2.4.2.1 a 7.2.4.2.2; během vykládky také od 7.2.4.2.3.

**7.2.4.3**

-

**7.2.4.6**

(Vyhrazeno)

**7.2.4.7*****Místa nakládky a vykládky*****7.2.4.7.1**

Tanková plavidla smějí být nakládána nebo vykládána pouze na místech, označených místně příslušným orgánem nebo za tímto účelem schválených. Je-li stanovišti pro nakládku a vykládku určena zóna na břehu, smí plavidlo stát v bezprostřední blízkosti nebo uvnitř této zóny, jen pokud splňuje požadavky uvedené v 9.3.x.12.4 (b) nebo (c), 9.3.x.51, 9.3.x.52.1 a 9.3.x.52.3. Příslušný orgán může povolit výjimky v jednotlivých případech.

**7.2.4.7.2**

Přejímka nebalených olejovitých a mastných kapalných odpadů pocházejících z provozu plavidel od jiných plavidel a předání produktů pro provoz plavidel do zásobníků jiných plavidel se nepovažuje za nakládku nebo vykládku ve smyslu odstavce 7.2.4.7.1 výše, ani za překládku ve smyslu pododdílu 7.2.4.9.

**7.2.4.8**

(Vyhrazeno)

**7.2.4.9*****Překládka***

Je zakázáno, bez povolení místně příslušného orgánu náklad zcela nebo zčásti překládat do jiného plavidla mimo k tomu schválené překládní místo.

**POZNÁMKA 1:** K překládce na dopravní prostředky jiného druhu dopravy viz 7.2.4.7.1.

**POZNÁMKA 2:** Tento zákaz se vztahuje také na překládku mezi zásobovacími plavidly.

**7.2.4.10*****Kontrolní list*****7.2.4.10.1**

S nakládkou nebo vykládkou se nesmí začít, dokud nebyl pro dotyčný náklad vyplněn kontrolní list podle oddílu 8.6.3 ADN a otázky 1 až 19 listu nebyly k potvrzení označeny „x“. Nehodící se otázky je třeba přeškrtnout. Seznam musí být po připojení potrubí určeného pro překládku a před započítím překládky vyplněn ve dvojím vyhotovení a podepsán velitelem plavidla nebo osobou jím pověřenou, jakož i osobou odpovědnou za překládku v zařízení na břehu. Pokud není možné na všechny otázky odpovědět kladně, je nakládka nebo vykládka dovolena jen s předchozím souhlasem příslušného orgánu.

**7.2.4.10.2**

Kontrolní list musí odpovídat vzoru podle 8.6.3.

**7.2.4.10.3**

Kontrolní list musí být vytištěn v jazyce srozumitelnému pro velitele plavidla a osobě, která je odpovědná za překlad na břehu.

**7.2.4.10.4**

7.2.4.10.1 až 7.2.4.10.3 neplatí při přejímce lodních provozních odpadů, obsahujících olejové látky a mazadla do odkalovacích člunů a při předání lodních pohonných hmot pomocí zásobovacích plavidel.

**7.2.4.11*****Plán uložení nákladu*****7.2.4.11.1**

(Vypuštěno)

**7.2.4.11.2**

Velitel plavidla musí do plánu uložení nákladu uvést, které látky jsou uloženy v jednotlivých nákladních tancích. Látky musí být uvedeny podle přepravního dokladu (údaje podle 5.4.1.1.2 (a) až (d)).

**7.2.4.12*****Registrace operací během plavby***

V deníku registrace podle oddílu 8.1.11 se musí neprodleně zapsat následující informace:

Nakládka: Místo a stanoviště nakládky, datum a čas, UN číslo nebo identifikační číslo látky, oficiální pojmenování pro přepravu látky, třída a obalová skupina, pokud je;



Vykládka: Místo a přístav vykládky, datum a čas;

Odplynování po přepravě UN 1203 benzinu: Místo a systém nebo sektor odplynování, datum a čas.

Tyto informace musí být uvedeny ve vztahu ke každému nákladnímu tanku.

#### **7.2.4.13 Opatření před nakládkou**

- 7.2.4.13.1 Pokud by zbytky předchozího nákladu mohly vyvolat nebezpečné reakce s předpokládaným nákladem, musí všechny tyto zbytky být dostatečným způsobem odstraněny.

Nebezpečné látky musí, jestliže reagují nebezpečně s jinými nebezpečnými látkami, být odděleny kofrdamem, prázdným prostorem, prostorem s čerpadlem, prázdným nákladním tankem nebo nákladním tankem, který je naložen látkou, která s nákladem nereaguje.

Pokud je nákladní tank prázdný a nevyčištěný nebo obsahuje zbytky předchozího nákladu, která může reagovat nebezpečně s jinou nebezpečnou látkou, není toto oddělení zapotřebí, jestliže velitel plavidla provedl vhodná opatření, aby se nebezpečné reakci zamezilo.

Pokud je plavidlo vybaveno nakládacím a vykládacím potrubím pod palubou, které je vedeno přes nákladní tanky, nesmějí látky, které spolu nebezpečně reagují, být společně nakládány nebo přepravovány.

- 7.2.4.13.2 Před začátkem nakládky musí v rozsahu, jak je to jen možné, být přezkontrolována všechna předepsaná bezpečnostní a kontrolní zařízení jakož předměty výstroje, musí být zkontrolována jejich funkčnost.

- 7.2.4.13.3 Před začátkem nakládky musí být snímač mezních hodnot pro spuštění pojistky proti přeplnění napojen na zařízení na břehu.

#### **7.2.4.14 Manipulace a uložení nákladu**

Nebezpečné látky musí být uloženy v oblasti nákladu v nákladních tancích, zbytkových tancích nebo v kusech, povolených v 7.2.4.1.1.

#### **7.2.4.15 Opatření, která je třeba učinit po vykládce (drenážní systém)**

- 7.2.4.15.1 Jestliže ustanovení uvedená v 1.1.4.6.1 předvídají použití drenážního systému, musí být nákladní tanky a potrubí pro nakládku a vykládku po každé vykládce vyprázdněny pomocí drenážního systému podle podmínek stanovených ve zkušebním postupu. Toto ustanovení nemusí být dodrženo, jestliže je nový náklad stejný jako předchozí náklad, nebo jde-li o rozdílný náklad, jehož přeprava nevyžaduje předchozí vyčištění nákladních tanků.

Zbytkový náklad musí být vyložen na břeh pomocí zařízení pro tento účel (článek 7.04 č. 1 a dodatek II vzor 1 CDNI) nebo musí být skladován ve vlastním tanku plavidla na zbytkové produkty nebo v nádobách na zbytkové produkty podle 7.2.4.1.1.

- 7.2.4.15.2 Během plnění zbytkových tanků a nádob na zbytkové produkty musí být uvolněné plyny bezpečně odváděny. Musí být připojeny k větracímu potrubí jen po dobu potřebnou k jejich naplnění.

Prostředky umožňující shromažďovat uniklé kapaliny musí být umístěny pod přípojkami používanými během plnění.

- 7.2.4.15.3 Odplynování nákladních tanků a potrubí pro nakládku a vykládku musí být prováděno podle podmínek uvedených v 7.2.3.7.

#### **7.2.4.16 Opatření během nakládky, přepravy, vykládky a manipulace s nákladem**

- 7.2.4.16.1 Nakládací množství jakož maximální tlak čerpadel musí být odsouhlaseny s překladním místem.

- 7.2.4.16.2 Všechna předepsaná bezpečnostní a kontrolní zařízení v nákladních tancích musí být v provozu. Během přepravy toto platí jen pro zařízení, uvedená v 9.3.1.21.1 (e) a (f), 9.3.2.21.1 (e) a (f) nebo 9.3.3.21.1 (e) a (f).
- Při výpadku bezpečnostních a kontrolních zařízení musí být nakládka nebo vykládka okamžitě přerušena.
- Pokud je prostor s čerpadly nařízen v prostoru pod palubou, musí být stále v provozu předepsaná bezpečnostní a kontrolní zařízení.
- Výpadek zařízení pro detekci plynů musí být okamžitě opticky a akusticky hlášen do kormidelny a na palubě.
- 7.2.4.16.3 Uzavírací armatury nakládacího a vykládacího potrubí pokud je k dispozici, jakož i potrubí drenážního systému, musí, kromě během nakládky, vykládky, drenáže, čištění nebo odplynování, být uzavřené.
- 7.2.4.16.4 Pokud je plavidlo vybaveno příčnou přepážkou podle 9.3.1.25.3, 9.3.2.25.3 nebo 9.3.3.25.3, musí dveře v této přepážce během nakládky nebo vykládky být zavřené.
- 7.2.4.16.5 Pod břehovými přípojkami, používanými k nakládce nebo vykládce, musí být umístěny prostředky, které eventuálně jsou schopné pojmout uniklé kapaliny. Před připojením a po odpojení přípojek a mezi těmito operacemi, pokud je to nutné, musí být nádoby vyprázdněny. Tyto požadavky neplatí pro přepravu látek třídy 2.
- 7.2.4.16.6 Při zpětném chodu směsi plyn/vzduch ze břehu nesmí tlak v místě spojení plynového zpětného potrubí a větracího potrubí překročit otevírací tlak zařízení pro snižování tlaku/vysokorychlostního ventilu.
- 7.2.4.16.7 Pokud tanková plavidla odpovídají požadavkům uvedeným v 9.3.2.22.4 (b) nebo 9.3.3.22.4 (b), musí být jednotlivé nákladní tanky během přepravy uzavřeny a během nakládky, vykládky a odplynování otevřeny.
- 7.2.4.16.8 Osoby, které během nakládky a vykládky v oblasti nákladu vstupují do prostor pod palubou, musí mít v 8.1.5 uvedenou ochrannou výstroj PP, pokud tato je požadována v 3.2 tabulka C, sloupec (18).
- Osoby, které spojují nebo rozpojují nakládací a vykládací potrubí nebo větrací potrubí, snižují tlak v nákladních tancích, odebírají vzorky, provádějí měření nebo čištění nebo výměnu součástky pojistky proti prošlehnutí plamene (viz 7.2.4.22), musí mít na sobě ochrannou výstroj PP uvedenou v 8.1.5, je-li toto vybavení předepsáno ve sloupci (18) tabulky C kapitoly 3.2; musí mít také ochrannou výstroj A, je-li ve sloupci (18) tabulky C kapitoly 3.2 předepsán detektor toxických plynů (TOX).
- 7.2.4.16.9 (a) Během nakládky nebo vykládky látek do/z uzavřeného tankového plavidla, pro něž je podle sloupců (6) a (7) tabulky C kapitoly 3.2 dostačující otevřený typ N plavidla s pojistkou proti zpětnému prošlehnutí plamenů, smějí být nákladní tanky otevírány za použití bezpečného zařízení pro vyrovnávání tlaku uvedeného v 9.3.2.22.4 (a) nebo 9.3.3.22.4 (a).
- (b) Během nakládky nebo vykládky látek do/z uzavřeného tankového plavidla, pro něž je podle sloupců (6) a (7) tabulky C kapitoly 3.2 dostačující otevřený typ N plavidla, smějí být nákladní tanky otevírány za použití bezpečného zařízení pro vyrovnávání tlaku uvedeného v 9.3.2.22.4 (a) nebo 9.3.3.22.4 (a) nebo za použití jiného vhodného otvoru v odvětrávacím potrubí, pokud je zamezeno jakékoli akumulaci vody a jejímu proniknutí do nákladních tanků a otvor je po nakládce nebo vykládce opět řádně uzavřen.
- 7.2.4.16.10 7.2.4.16.9 neplatí, jestliže nákladní tanky obsahují plyny nebo výpary látek, u kterých je v 3.2 tabulka C, sloupec (7) požadováno uzavřené tankové plavidlo.
- 7.2.4.16.11 Uzavírací zařízení přípojky podle 9.3.1.21.1 (g), 9.3.2.21.1 (g) nebo 9.3.3.21.1 (g) smí být otevřeno teprve po plynotěsném spojení se zavřeným nebo částečně zavřeným otvorem pro odběr vzorku.
- 7.2.4.16.12 Pokud sběrné plynové potrubí nebo potrubí odvádějící plyny z plavidla je připojeno k zařízení na břehu, u látek, u kterých je v 3.2 tabulka C, sloupec (17) potřebná ochrana před detonací, odvětrávací potrubí, musí zařízení na břehu být provedeno tak, aby plavidlo bylo chráněno před detonací a průnikem plamenů ze břehu (skupina výbušnosti/podskupina podle sloupce (16) tabulky C kapitoly 3.2). Ochrana plavidla před detonací a průnikem plamenů ze břehu není potřebná, jestliže nákladní tanky jsou inertizovány podle 7.2.4.18.

- 7.2.4.16.13 Pro přepravu látek UN čísla 2448 nebo věcí třídy 5.1 nebo 8 nesmějí být otvory ve štítnici, lištách atd. zavřeny. Nesmějí být zavřeny ani během plavby v případě přepravy jiných nebezpečných věcí.
- 7.2.4.16.14 Pokud u látek třídy 2 nebo 6.1 v 3.2 tabulka C, sloupec 20 je požadován dozor, musí nakládka a vykládka být prováděna pod dozorem osoby, která k tomu byla odesilatelem nebo příjemcem zmocněna a která nepatří k posádce.
- 7.2.4.16.15 V instrukci k nakládce musí být při začátku nakládky množství nakládky takové, aby byl vyloučen elektrostatický náboj.
- 7.2.4.16.16 Opatření, která je třeba učinit před nakládkou hluboce zchlazených zkapalněných plynů

Pokud není teplota nákladu kontrolována podle ustanovení v 9.3.1.24.1 (a) nebo 9.3.1.24.1 (c) zaručujících využití maximálního odparu (boil-off) ve všech provozních podmínkách, musí být před nakládkou velitelem plavidla nebo jinou osobou v jeho zastoupení určena udržovací doba a tato musí být během nakládky velitelem plavidla nebo jinou osobou v jeho zastoupení vyhodnocována a na plavidle dokumentována.

7.2.4.16.17 Určení udržovací doby

Tabulka, schválená uznanou klasifikační společností, která certifikovala plavidlo, udávající relaci mezi udržovací dobou a plnicími podmínkami, která obsahuje parametry uvedené dále, musí být na plavidle.

Udržovací doba nákladu musí být určena na základě následujících parametrů:

- Součinitel prostupu tepla, jak je definován v 9.3.1.27.9;
- Nastavený tlak pojistných ventilů;
- Počáteční plnicí podmínky (teplota nákladu během plnění a stupeň plnění);
- Okolní teploty, jak je uvedeno v 9.3.1.24.2;
- Při využití plynů z odparu (boil-off) může být vzato v úvahu minimální garantované využití plynů z odparu (tj. množství plynů z odparu využitých za jakýchkoli provozních podmínek).

Přiměřená míra bezpečnosti

K zajištění přiměřené míry bezpečnosti je udržovací doba nejméně třikrát delší než očekávaná doba plavby plavidla, včetně následujících podmínek:

- K zajištění bezpečnosti pro krátké plavby (jak se očekává) v trvání nejvýše 5 dní je minimální udržovací doba pro jakékoli plavidlo s hluboce zchlazenými zkapalněnými plyny 15 dní.
- Pro dlouhé plavby (jak se očekává) v trvání více než 10 dní musí být minimální udržovací doba 30 dní, přičemž se přidávají dva dny za každý den, o který doba plavby přesáhne 10 dní.

Jakmile se stane zřejmým, že náklad nebude vyložen v udržovací době, musí velitel plavidla informovat nejbližší zásahové jednotky podle 1.4.1.2.

**7.2.4.17 Zavírání oken a dveří**

- 7.2.4.17.1 Během nakládky, vykládky a odplynování, nebo stání v blízkosti nebo uvnitř určené zóny na břehu, musí všechny přístupy nebo otvory prostorů, které jsou přístupné z paluby, a všechny otvory prostorů směřující do volného okolí zůstat uzavřeny.

To neplatí pro:

- sací otvory motorů v provozu;
- větrací otvory strojoven, jestliže motory jsou v provozu;
- větrací otvory větracího zařízení podle 9.3.1.12.4, 9.3.2.12.4 nebo 9.3.3.12.4;
- přívody vzduchu klimatizačních zařízení, pokud jsou tyto otvory vybaveny zařízením pro detekci plynů podle 9.3.1.12.4, 9.3.2.12.4 nebo 9.3.3.12.4.

Přístupy a otvory směřují být otevřeny, jak je to nutné, po krátkou dobu a se svolením velitele plavidla.

- 7.2.4.17.2 Po nakládce, vykládce a odplynování musí být prostory, přístupné z paluby, vyvětrány.

7.2.4.17.3 Ustanovení 7.2.4.17.1 a 7.2.4.17.2 neplatí při převzetí lodních provozních odpadů, obsahujících olejové látky a maziva a při předání lodních pohonných hmot.

#### **7.2.4.18 Zakrytí nákladu a inertizace**

7.2.4.18.1 V nákladních tancích a příslušném potrubí může být nutná inertizace plynových prostorů nebo zakrytí nákladu. Inertizace a zakrytí nákladu jsou definovány následovně:

- Inertizace: nákladní tanky a příslušné potrubí a jiné prostory, pro které je tento proces předepsán ve sloupci (20) tabulky C kapitoly 3.2, jsou naplněny plyny nebo parami, které zabraňují hoření, nereagují s nákladem a tento stav udržují;
- Zakrytí nákladu: prostory v nákladních tancích nad nákladem a příslušné potrubí jsou naplněny kapalinou, plynem nebo parou, čímž je náklad oddělen od vzduchu a tento stav je udržován.

7.2.4.18.2 Pro určité látky jsou požadavky na inertizaci a zakrytí nákladu v nákladních tancích, v příslušném potrubí a v přílehlých prázdných prostorech udány ve sloupci (20) tabulky C, kapitoly 3.2.

7.2.4.18.3 (Vyhrazeno)

7.2.4.18.4 Inertizace nebo zakrytí hořlavých nákladů musí být prováděno takovým způsobem, aby se při čerpání inertizační látky omezil elektrostatický náboj, jak je to jen možné.

7.2.4.19 -

7.2.4.20 (Vyhrazeno)

#### **7.2.4.21 Plnění nákladních tanků**

7.2.4.21.1 Stupeň plnění udaný ve sloupci (11) tabulky C kapitoly 3.2 nebo vypočtený podle 7.2.4.21.3 pro jednotlivý nákladní tank nesmí být překročen.

7.2.4.21.2 Ustanovení 7.2.4.21.1 neplatí pro nákladní tanky, jejichž obsah během přepravy je pomocí topného zařízení udržován na teplotě jako při plnění. V tomto případě musí být stupeň plnění na začátku přepravy vyměřen tak a teplota upravena tak, aby nebyl překročen předepsaný stupeň plnění.

7.2.4.21.3 Pro přepravu látek, které mají relativní hustotu vyšší, než jaká je uvedena ve schvalovacím osvědčení, musí být maximální přípustný stupeň plnění nákladních tanků vypočten podle následujícího vzorce:

maximální přípustný stupeň plnění (%) =  $a * 100/b$

a = relativní hustota uvedená ve schvalovacím osvědčení,

b = relativní hustota látky.

Stupeň plnění udaný ve sloupci (11) tabulky C kapitoly 3.2 však nesmí být překročen.

**POZNÁMKA:** Při plnění nákladních tanků musí být dále dodrženy požadavky týkající se stability, podélné síly (pevnosti) a nejhlubšího přípustného ponoru plavidla.

7.2.4.21.4 V případě eventuálního překročení stupně plnění 97,5 % musí být pomocí technického zařízení možné odčerpání přeplnění. Během tohoto postupu musí být automaticky na palubě vyvolán optický poplach.

#### **7.2.4.22 Otevření otvorů nákladního tanku**

7.2.4.22.1 Otevření otvorů nákladních tanků smí být provedeno pouze tehdy, jestliže odpovídající nákladní tanky byly zbaveny pnutí.

Snižování tlaku v nákladních tancích je dovoleno jen za použití zařízení pro bezpečné snížení tlaku předepsaného v 9.3.2.22.4 (a) a 9.3.2.22.4 (b) nebo 9.3.3.22.4 (a) a 9.3.3.22.4 (b). Je-li ve sloupci (17) tabulky C kapitoly 3.2 vyžadováno zajištění proti explozi, je otevření krytů nákladních tanků dovoleno jen tehdy, pokud byly dotyčné nákladní tanky odplynovány a koncentrace hořlavých plynů v tancích je nižší 10 % dolní meze výbušnosti nákladu/předchozího nákladu. Výsledky měření musí být zaznamenány písemně. Vstup do těchto nákladních tanků za účelem měření není dovolen.

7.2.4.22.2 Otevření otvorů pro odběr vzorků je dovoleno pouze pro odběr vzorků a pro kontrolu nebo čištění prázdných nákladních tanků.

7.2.4.22.3 Odběr vzorku je povolen jen zařízením k odběru vzorků, uvedeným v 3.2 tabulka C, odstavec (13) nebo pomocí hodnotnějšího zařízení.

Otevření otvorů k odběru vzorků je u nákladních tanků, naložených nebezpečnými látkami, u kterých je v 3.2 tabulka C, sloupec (19) předepsáno označení jedním nebo dvěma modrými kužely nebo jedním nebo dvěma modrými světly, povoleno jen tehdy, jestliže nakládka je minimálně 10 minut přerušena.

7.2.4.22.4 Nádoby pro odebrané vzorky včetně všech částí těchto nádob, jako např. lana, atd. musí být z elektrostaticky vodivých materiálů a při odběru vzorků musí být vodivě spojeny s trupem plavidla.

7.2.4.22.5 Otevření pláště pojistky proti prošlehnutí plamene je dovoleno jen pro vyčištění součástky pojistky proti prošlehnutí plamene nebo náhradu součástky pojistky proti prošlehnutí plamene jinou součástkou téže konstrukce.

Otevření je dovoleno, jen jsou-li dotyčné nákladní tanky prázdné a koncentrace hořlavých plynů v nákladním tanku je nižší než 10 % dolní meze výbušnosti nákladu/předchozího nákladu.

Výsledky měření musí být zaznamenány písemně.

Čištění a náhrada součástky pojistky proti prošlehnutí plamene musí být prováděna pouze vyškolenými a kvalifikovanými pracovníky.

7.2.4.22.6 K úkonům uvedeným v 7.2.4.22.4 a 7.2.4.22.5 musí být použito jen málo jiskřivé ruční nářadí (např. chrom vanadiové ocelové šroubováky a klíče).

7.2.4.22.7 Doba otevření musí být omezena na dobu nezbytnou pro kontrolu, čištění, náhradu pojistky proti prošlehnutí plamene nebo odebrání vzorku.

7.2.4.22.8 Ustanovení uvedená v 7.2.4.22.1 až 7.2.4.22.7 výše se nevztahují na kalová plavidla ani zásobovací plavidla.

**7.2.4.23** (Vyhrazeno)

#### **7.2.4.24** ***Současná nakládka a vykládka***

Během nakládky nebo vykládky nákladních tanků se nesmí nakládat nebo vykládat nic jiného. Příslušný orgán může během vykládky povolit výjimku.

#### **7.2.4.25** ***Nakládací a vykládací potrubí a větrací potrubí***

7.2.4.25.1 Nakládka a vykládka jakož drenáž musí být provedeny pevně zabudovaným potrubím plavidla.

Kovové armatury spojovacích hadic k potrubnímu zařízení na břehu musí být uzemněny tak, aby se zamezilo elektrostatickému náboji.

7.2.4.25.2 Nakládací a vykládací potrubí nesmí být prodlužováno pevným nebo ohebným potrubím nad kofrdamy směrem dopředu nebo dozadu.

To neplatí pro ohebné potrubí, které se používá při přejímce lodních provozních odpadů, obsahujících olejové látky a mazadla nebo při předání lodních pohonných hmot.

7.2.4.25.3 (Vypuštěno)

7.2.4.25.4 Kapalina, která v potrubí zůstane, musí pokud možno celá odtéct do nákladních tanků anebo být bezpečně odstraněna. To neplatí pro zásobovací plavidla.

7.2.4.25.5 Směsi plyn/vzduch, které se uvolňují během nakládky, musí být odváděny pomocí plynového zpětného potrubí zpět na břeh jestliže:

- uzavřený nákladní tank je vyžadován podle sloupce (7) tabulky C kapitoly 3.2; nebo
- uzavřený nákladní tank byl vyžadován pro přechozí náklad podle sloupce (7) tabulky C kapitoly 3.2 a před nakládkou je koncentrace hořlavých plynů předchozího nákladu v nákladním tanku vyšší než 10 % dolní meze výbušnosti, nebo nákladní tank obsahuje toxické plyny, žíravé plyny (obalová skupina I nebo II) nebo plyny s charakteristikami CMR (kategorie 1A nebo 1B) v

koncentraci nad úrovněmi expozice přijatelnými podle vnitrostátních předpisů; výsledky měření musí být zaznamenány písemně.

Pokud látka, která se má nakládat, vyžaduje zajištění proti explozi podle sloupce (17) tabulky C kapitoly 3.2 a je předepsáno použití plynového zpětného potrubí, musí být připojení plynového zpětného potrubí konstruováno tak, aby plavidlo bylo chráněno proti výbuchům a prošlehnutí plamenů ze břehu. Ochrana plavidla proti výbuchům a prošlehnutí plamenů ze břehu se nevyžaduje, jsou-li nákladní tanky inertizovány podle 7.2.4.18.

7.2.4.25.6 Při přepravě látek třídy 2 platí podmínka v 7.2.4.25.4 za splněnou, jestliže nakládací nebo vykládací potrubí bylo protlačeno vlastním plynem nebo dusíkem.

7.2.4.25.7 Pro připojení nebo odpojení potrubí pro nakládku nebo vykládku a větracího potrubí musí být použito jen málo jiskřivé ruční nářadí (např. chrom vanadiové ocelové šroubováky a klíče).

**7.2.4.26** (Vyhrazeno)

**7.2.4.27** (Vyhrazeno)

#### **7.2.4.28** *Postřikové zařízení*

7.2.4.28.1 Pokud je ve sloupci (9) tabulky C kapitoly 3.2 požadováno postřikové zařízení pro kropení plynů nebo par, musí být toto zařízení během nakládky, vykládky a přepravy připraveno k provozu. Pokud je požadováno postřikové zařízení k chlazení paluby nákladního prostoru, musí být toto zařízení připraveno k provozu během přepravy.

7.2.4.28.2 Pokud je ve sloupci (9) tabulky C kapitoly 3.2 vyžadováno postřikování, musí velitel plavidla, jestliže u přetlaku uvnitř tanku hrozí dosažení 80 % otevíracího tlaku zařízení pro snižování tlaku/vysokorychlostního ventilu, provést všechna opatření, která jsou nezbytná v souladu s bezpečností, aby se zabránilo tomu, že dojde ke vzniku tohoto přetlaku uvnitř tanků. Musí zvláště uvést do provozu postřikové zařízení.

7.2.4.28.3 Pokud u látek, u kterých v 3.2 Tabulka C, sloupec (9) je požadováno postřikování, ve sloupci (20) je uvedena položka 23 a je dosažen vnitřní přetlak tanků 40 kPa (0,4 baru), musí zařízení k měření vnitřního přetlaku tanků vyvolat poplach. Postřikové zařízení musí být okamžitě spuštěno a zůstat tak dlouho v provozu, dokud se vnitřní přetlak tanku nesníží pod 30 kPa (0,3 baru).

#### **7.2.4.29** *Přeprava hluboce zchlazených zkapalněných plynů*

Během nakládky nebo vykládky musí být pod spojení potrubí pro nakládku a vykládku s břehem umístěna zachytná vana uvedená v 9.3.1.21.11 a vodní film uvedený v 9.3.1.21.11 musí být aktivován.

**7.2.4.30** -

**7.2.4.39** (Vyhrazeno)

#### **7.2.4.40** *Hasicí zařízení*

Během nakládky a vykládky musí být na palubě v oblasti nákladu připravena k použití hasicí zařízení, požární vodovod s vodovodními ventily spolu se spojkami a tryskovými/rozstřikovacími hubicemi nebo se spojkami a hadicovými soustavami se spojkami a tryskovými/rozstřikovacími hubicemi.

Musí být zamezeno zamrznutí požárních vodovodů a hydrantů.

#### **7.2.4.41** *Kouření, oheň nebo otevřené světlo*

Během nakládky, vykládky nebo odplynování je na plavidle zakázáno používat oheň nebo otevřené světlo a kouřit.

Je však použitelný bod 7.2.3.42.3 a 7.2.3.42.4.

**7.2.4.42      *Zařízení k vytápění nákladu***

Nesmí být překročena nejvýše přípustná přepravní teplota nákladu, uvedená v 3.2 tabulka C, sloupec (20).

**7.2.4.43**

-

**7.2.4.50**

(Vyhrazeno)

**7.2.4.51      *Elektrické instalace a zařízení***

7.2.4.51.1

(Vypuštěno)

7.2.4.51.2

(Vypuštěno)

7.2.4.51.3

Zařízení katodové ochrany před korozí vnějším proudem musí být vypnuto před přistáním a může být nejdříve zapnuto pouze po odplutí plavidla od pobřeží.

**7.2.4.52**

(Vyhrazeno)

**7.2.4.53      *Osvětlení***

Pro nakládku nebo vykládku během noci nebo při špatné viditelnosti musí být zajištěno účinné osvětlení. Pokud osvětlení je prováděno z plavidla, musí se použít dobře upevněné elektrické osvětlovací prostředky, které jsou upevněné tak, aby nemohly být poškozeny.

**7.2.4.54**

-

**7.2.4.59**

(Vyhrazeno)

**7.2.4.60      *Zvláštní vybavení***

Ve stavebních předpisech předepsaná sprcha a lázeň pro oči a obličej musí být za všech povětrnostních podmínek během nakládky, vykládky a při přečerpání připravené k použití.

**7.2.4.61**

-

**7.2.4.73**

(Vyhrazeno)

**7.2.4.74****(Vypuštěno)****7.2.4.75*****Nebezpečí vzniku jisker***

Všechna elektricky vodivá spojení mezi plavidlem a břehem musí být konstruována tak, aby nepředstavovala zápalný zdroj. Jestliže seznam látek pro plavidlo podle 1.16.1.2.5 zahrnuje látky, které vyžadují zajištění proti explozi podle sloupce (17) tabulky C kapitoly 3.2, musí být svlékání oděvů, které nejsou dostatečně antistatické, v zóně 1 zakázáno.

**7.2.4.76*****Plastová lana***

Během nakládky a vykládky smí být plavidlo uvázáno plastovými lany jen tehdy, jestliže je posun plavidla znemožněn ocelovými lany.

Ocelová lana ovinutá plastem nebo přírodními vlákny jsou považována za ekvivalentní, pokud je minimální pevnosti v tahu vyžadované podle předpisů uvedených v 1.1.4.6 dosaženo ocelovými prameny lana.

Odkalovací čluny (kalová plavidla) během přijímání lodních provozních odpadů, obsahujících oleje a mastnoty, a zásobovací plavidla a jiná plavidla během zásobení produkty pro provoz plavidel však smějí být uvázány vhodnými plastovými lany.

**7.2.4.77 Možné evakuační prostředky v případě nouze**

		Tankové plavidlo/tankový nákladní člun				
		Třída				
		2, 3 (kromě druhé a třetí položky UN 1202, OS III, v tabulce C)	3 (jen pro druhou a třetí položku UN 1202, OS III, v tabulce C), 4.1	5.1, 6.1	8	9
1	Dvě únikové cesty uvnitř nebo mimo oblast nákladu v opačných směrech	•	•	•	•	•
2	Jedna úniková cesta mimo oblast nákladu a jedno bezpečné útočiště mimo plavidlo včetně únikové cesty k němu na opačném konci	•	•	•	•	•
3	Jedna úniková cesta mimo oblast nákladu a jedno bezpečné útočiště na plavidle na opačném konci	•	•	•**	•	•
4	Jedna úniková cesta mimo oblast nákladu a jeden pomocný člun na opačném konci		•		•	•
5	Jedna úniková cesta mimo oblast nákladu a jeden záchranný člun na opačném konci	•	•	•	•	•
6	Jedna úniková cesta uvnitř oblasti nákladu a jedna úniková cesta mimo oblast nákladu na opačném konci	•	•	•	•	•
7	Jedna úniková cesta uvnitř oblasti nákladu a jedno bezpečné útočiště mimo plavidlo v opačném směru	•	•	•	•	•
8	Jedna úniková cesta uvnitř oblasti nákladu a jedno bezpečné útočiště na plavidle v opačném směru	•	•	•**	•	•
9	Jedna úniková cesta uvnitř oblasti nákladu a jeden pomocný člun na opačném konci		•		•	•
10	Jedna úniková cesta uvnitř oblasti nákladu a jeden záchranný člun na opačném konci	•	•	•	•	•
11	Jedna úniková cesta uvnitř nebo mimo oblast nákladu a dvě bezpečná útočiště na plavidle na opačných koncích	•	•	•**	•	•
12	Jedna úniková cesta uvnitř nebo mimo chráněnou oblast a dvě bezpečné zóny na plavidle na opačných koncích	•	•	•**	•	•
13	Jedna úniková cesta mimo oblast nákladu		•		•*	•
14	Jedna úniková cesta uvnitř oblasti nákladu		•		•*	•
15	Jedno nebo více bezpečných útočišť mimo plavidlo, včetně únikové cesty k němu	•	•	•	•*	•

• = *Možná volba*\* = *Nepřípustné v případě klasifikačních kódů TFC, CF nebo CFT.*\*\* = *Nepřípustné, je-li nebezpečí, že látky podporující hoření v kombinaci s hořlavými kapalinami mohou vyvolat výbuch.*

Založeno na místních okolnostech, příslušné orgány mohou předepsat dodatečné požadavky na dostupibilitu evakuačních prostředků.

**7.2.4.78**

-

**7.2.4.99**

(Vyhrazeno)



## 7.2.5 Doplnkové předpisy pro provoz plavidel

### 7.2.5.0 Označení

7.2.5.0.1 Plavidla, která přepravují látky, uvedené v 3.2 tabulka C, musí být označena počtem modrých kuželů, uvedeným ve sloupci 19 nebo modrým světlem v souladu s Předpisem pro vnitrozemské vodní cesty (CEVNI I když pro přepravovaný náklad není předepsáno označení modrými kuželi nebo modrými světly, avšak koncentrace hořlavých nebo toxických plynů a par v nákladních tancích, pocházejících z posledního nákladu, pro který je toto označení vyžadováno, je vyšší než 20 %, nebo překračuje úroveň expozice přijatelné podle vnitrostátních předpisů, je počet modrých kuželů nebo modrých světél určen posledním nákladem, pro který bylo toto označení vyžadováno.

7.2.5.0.2 Pokud by plavidlo mělo být označeno více než jen jedním označením, musí být označeno tím, které je uvedeno níže jako první:

- dva modré kužely nebo dvě modrá světla;
- jeden modrý kužel nebo jedno modré světlo.

7.2.5.0.3 Odchylkou od ustanovení odstavce 7.2.5.0.1 a v souladu s poznámkou k článku 3.14 Evropského předpisu pro vnitrozemské vodní cesty (CEVNI), může příslušný orgán smluvní strany povolit námořním plavidlům dočasně operujícím v oblasti vnitrozemské plavby na území této smluvní strany použití denních a nočních signálů předepsaných v doporučeních pro bezpečnou přepravu nebezpečných nákladů a s nimi spojených činností v přístavních zónách, přijatých Výborem pro bezpečnost na moři mezinárodní námořní organizace (v noci červeným světlem umístěným po celém obvodu a ve dne vlajkou "B" mezinárodního kódu signálů), namísto signálů předepsaných v 7.2.5.0.1. Smluvní strana, která iniciovala dočasnou odchylku takto schválenou, o tom informuje výkonného tajemníka „UNECE“, který o této odchylce uvědomí administrativní výbor.

### 7.2.5.1 Způsob přepravy

Příslušné orgány, mohou uložit restrikce, pokud jde o včlenění tankových plavidel do tlačných soulodí, velkých rozměrů.

7.2.5.2 (Vyhrazeno)

### 7.2.5.3 Vyvázání

Plavidla musí být vyvázána bezpečně, avšak takovým způsobem, aby mohla být rychle odvázána v případě nouze a aby elektrické kabely a ohebné hadice nebyly stlačeny, přehnuty nebo podrobeny tahové deformaci.

### 7.2.5.4 Kotvení

7.2.5.4.1 Vzdálenosti od jiných plavidel, které musí udržovat kotvící plavidla přepravující nebezpečné věci, nesmí být menší než vzdálenosti předepsané předpisy zmíněnými v 1.1.4.6.

7.2.5.4.2 Na palubě kotvících plavidel se musí neustále zdržovat odborník podle 7.2.3.15. Místně příslušný orgán však může od této povinnosti osvobodit plavidla, která kotví v přístavním bazénu nebo na k těmto účelům povolených místech.

7.2.5.4.3 Kromě kotvišť, která zvláště uvede příslušný orgán, nesmí při kotvení být podkročen následující odstup:

- 100 m od obytných sídel, občanského vybavení a tankových skladů, jestliže plavidlo musí být označeno podle 3.2 tabulka C, sloupec 19 jedním modrým kuželem nebo jedním modrým světlem;
- 100 m od občanského vybavení a tankových skladů a 300 m od obytných sídel, jestliže plavidlo musí být označeno podle 3.2 tabulka C, sloupec 19 dvěma modrými kužely nebo dvěma modrými světly.

Během čekání před plavebními komorami nebo mosty je přípustné, udržovat menší odstup. V těchto případech však platí minimální odstup 100 m.

7.2.5.4.4 Příslušný orgán může při zohlednění místních poměrů povolit odstupy menší, než jaké jsou uvedeny v 7.2.5.4.3.

**7.2.5.5** (Vyhrazeno)

**7.2.5.6** (Vyhrazeno)

**7.2.5.7** (Vyhrazeno)

**7.2.5.8 Ohlašovací povinnost**

7.2.5.8.1 Ve státech, kde platí ohlašovací povinnost, musí velitel plavidla poskytnout informace podle odstavce 1.1.4.6.1.

7.2.5.8.2 (Vypuštěno)

7.2.5.8.3 (Vypuštěno)

7.2.5.8.4 (Vypuštěno)

**7.2.5.9** -

**7.2.5.99** (Vyhrazeno)

## **ČÁST 8**

### **PŘEDPISY PRO POSÁDKY, VYBAVENÍ, PROVOZ PLAVIDEL A DOKUMENTACI**

## KAPITOLA 8.1

### VŠEOBECNÉ PŘEDPISY PRO PLAVIDLA A VYBAVENÍ

**8.1.1** (Vyhrazeno)

**8.1.2 Doklady**

8.1.2.1 Kromě dokladů, potřebných podle jiných předpisů, se musí na plavidle nacházet následující doklady:

- (a) schvalovací osvědčení plavidla uvedené v 1.16.1.1 nebo prozatímní schvalovací osvědčení plavidla uvedené v 1.16.1.3 a příloha uvedená v 1.16.1.4;
- (b) přepravní doklady, předepsané podle 5.4.1 pro všechny přepravované nebezpečné látky a případně osvědčení o naložení velkého kontejneru, vozidla nebo železničního vozu (viz 5.4.2);
- (c) písemné pokyny, předepsané v 5.4.3;
- (d) výtisk ADN v aktuálním znění s přílohami, kdykoliv může být přístupný výtisk v elektronické podobě;
- (e) osvědčení o kontrole izolačních odporů elektrických zařízení předepsaných v 8.1.7.1 a certifikátů předepsaných v 8.1.7.2, které se týkají kontroly všech zařízení, vybavení a nezávislých systémů ochrany a shody dokumentů požadovaných v 8.1.2.2 (e) až (h) a 8.1.2.3 písm. (r) až (v) odpovídající podmínkám na palubě plavidla; osvědčení o kontrole hasicích hadic předepsané v 8.1.6.1;
- (f) osvědčení o kontrole hasicích hadic předepsané v 8.1.6.1 a osvědčení o kontrole zvláštního vybavení předepsaného v 8.1.6.3;
- (g) kopii podstatného textu zvláštních ustanovení podle 1.5, pokud přeprava je prováděna na základě zvláštních ustanovení;
- (h) průkaz s fotografií každého člena posádky, předepsaný v 1.10.1.4;
- (i) *(Vypuštěno)*

8.1.2.2 Kromě dokladů, potřebných podle 8.1.2.1 se musí na plavidlech přepravujících kusy a látky volně ložené nacházet ještě následující doklady:

- (a) plán uložení nákladu, předepsaný v 7.1.4.11;
- (b) osvědčení o zvláštních znalostech ADN, předepsané v 8.2.1.2;
- (c) na plavidla, která odpovídají doplňkovým požadavkům pro plavidla s dvojitou obšívkou:
  - bezpečnostní plán v případě zajištění stability poškozeného plavidla;
  - dokumenty pro výpočet stability nepoškozeného plavidla jakož všechny podmínky nepoškozeného plavidla, které jsou zohledněny při výpočtu stability; ve formě, která je pro velitele plavidla srozumitelná;
  - osvědčení uznané klasifikační společnosti (viz 9.1.0.88 nebo 9.2.0.88);
- (d) inspekční osvědčení o pevných hasicích systémech předepsaných v 9.1.0.40.2.9.
- (e) Seznam nebo obecný plán označující pevná zařízení a vybavení vhodné pro použití alespoň v zóně 1 a zařízení a vybavení splňující požadavky pododdílu 9.1.0.51.
- (f) Seznam nebo obecný plán označující pevná zařízení a vybavení, které nejsou povoleny pro použití při nakládce a vykládce, během pobytu v blízkosti nebo v určené zóně na pobřeží (označené červeně podle 9.1.0.52.2);
- (g) Plán označující hranice zón a umístění elektrických a neelektrických zařízení instalovaných v příslušných zónách určených pro použití v prostředí s nebezpečím výbuchu;

- (h) Seznam zařízení a vybavení uvedených pod písmenem (g) s následujícími údaji:
- Zařízení/vybavení, umístění, označení (úroveň ochrany před výbuchem dle IEC 60079-0, kategorie zařízení podle směrnice 2014/34/EU<sup>1</sup> nebo ekvivalentní úroveň ochrany, skupina výbušnosti, teplotní třída, typ ochrany, zkušební těleso) v případě elektrických zařízení pro použití v zóně 1 (nebo kopie certifikátu shody podle Směrnice 2014/34/EU<sup>1</sup>);
  - Zařízení/vybavení, umístění, označení (úroveň ochrany před výbuchem dle IEC 60079-0, kategorie zařízení podle směrnice 2014/34/EU<sup>1</sup> nebo ekvivalentní úroveň ochrany včetně skupiny výbušnosti, teplotní třídy, typu ochrany, identifikačního čísla) v případě elektrických zařízení pro použití v zóně 2 a v případě neelektrických zařízení pro použití v zóně 1 a zóně 2 (nebo kopie certifikátu shody podle Směrnice 2014/34/EU<sup>1</sup>);

Výše uvedené dokumenty musí být opatřeny razítkem příslušného orgánu vydávajícího schvalovací osvědčení.

#### 8.1.2.3

Kromě dokladů, potřebných podle 8.1.2.1 se musí na tankových plavidlech nacházet ještě následující doklady:

- (a) plán uložení nákladu, předepsaná v 7.2.4.11.2;
- (b) osvědčení o zvláštních znalostech ADN, předepsané v pododdílu 8.2.1.2;
- (c) u plavidel, která odpovídají požadavkům ve vztahu zajištění stability poškozeného plavidla (viz 9.3.1.15, 9.3.2.15 nebo 9.3.315)
  - bezpečnostní plán v případě zajištění stability poškozeného plavidla;
  - dokumenty pro výpočet stability nepoškozeného plavidla jakož všechny podmínky nepoškozeného plavidla, které jsou zohledněny při výpočtu stability; ve formě, která je pro velitele plavidla srozumitelná; knížka stability a důkaz, že nakládací zařízení bylo schváleno uznanou klasifikační společností;
- (d) (Vypuštěno);
- (e) v bodech 9.3.1.8.1, 9.3.2.8.1 nebo 9.3.3.8.1 předepsané osvědčení třídy vydané uznanou klasifikační společností;
- (f) osvědčení o kontrole zvláštního zařízení, systémů pro detekci plynu a systému pro měření kyslíku předepsané v 8.1.6.3;
- (g) v bodě 1.16.1.2.5 předepsaný seznam látek pro plavidlo;
- (h) v bodě 8.1.6.2 předepsané osvědčení o kontrole nakládacích a vykládacích kompletů hadic;
- (i) v bodě 9.3.2.25.9 nebo 9.3.3.25.9 předepsané instrukce pro výkon nakládky a vykládky;
- (j) osvědčení o kontrole prostorů s čerpadly předepsané v 8.1.8;
- (k) instrukce pro vytápění při přepravě látek s bodem tání  $\geq 0$  °C;
- (l) (Vypuštěno);
- (m) registrace jízdy podle 8.1.11;
- (n) v případě přepravy chlazených látek-instrukce požadovaná v pododdílu 7.2.3.28;
- (o) Osvědčení týkající se chladicího systému předepsané v 9.3.1.27.10, 9.3.2.27.10 nebo 9.3.3.27.10;
- (p) Inspekční certifikáty pevných hasicích systémů předepsaných v 9.3.1.40.2.9, 9.3.2.40.2.9 nebo 9.3.3.40.2.9;
- (q) v případě přepravy hluboce zchlazených zkapalněných plynů, kdy se teplota podle 9.3.1.24.1 (a) a 9.3.1.24.1 (c) nekontroluje, určení udržovací doby (7.2.4.16.16, 7.2.4.16.17) a záznam o součiniteli prostupu tepla;
- (r) seznam nebo obecný plán označující pevná zařízení a vybavení vhodné pro použití alespoň v zóně 1 a zařízení a vybavení splňující požadavky pododdílů 9.3.x.51;

<sup>1</sup> Úřední věstník Evropské unie č. L 96 z 29 března 2014, str. 309.

- (s) seznam nebo obecný plán označující pevná zařízení a vybavení, které nejsou povoleny pro použití při nakládce, vykládce, odplynování nebo během pobytu v blízkosti nebo v určené zóně na pobřeží (označené červeně 9.3.1.52.3, 9.3.2.52.3 nebo 9.3.3.52.3);
- (t) plán schválený uznanou klasifikační společností označující hranice zón a umístění elektrických a neelektrických zařízení instalovaných v příslušné zóně určené pro použití v prostředí s nebezpečím výbuchu, jakož i nezávislých ochranných systémů;
- (u) seznam zařízení a vybavení uvedených pod písmenem (t) a nezávislých ochranných systémů s následujícími údaji:
  - zařízení/vybavení, umístění, označení (úroveň ochrany před výbuchem dle IEC 60079-0, kategorie zařízení podle směrnice 2014/34/EU<sup>1</sup> nebo ekvivalentní úroveň ochrany, včetně skupiny výbušnosti, teplotní třídy, typu ochrany, zkušební tělesa) v případě elektrických zařízení pro použití v zóně 0 nebo v zóně 1 a v případě neelektrických zařízení pro použití v zóně 0 (nebo kopie certifikátu shody podle Směrnice 2014/34/EU<sup>1</sup>);
  - zařízení/vybavení, umístění, označení (úroveň ochrany před výbuchem dle IEC 60079-0, kategorie zařízení podle směrnice 2014/34/EU<sup>1</sup> nebo ekvivalentní úroveň ochrany včetně skupiny výbušnosti, teplotní třídy, typu ochrany, identifikačního čísla) v případě elektrických zařízení pro použití v zóně 2 a v případě neelektrických zařízení pro použití v zóně 1 a zóně 2 (nebo kopie certifikátu shody podle Směrnice 2014/34/EU<sup>1</sup>);
  - systém vlastní ochrany, umístění, označení (skupina/podskupina výbušnosti);
- (v) seznam nebo obecný plán označující pevná zařízení a vybavení instalované mimo prostory s nebezpečím výbuchu, které mohou být použity při nakládce, vykládce, odplynování, kotvení nebo během pobytu v bezprostřední blízkosti nebo v určené zóně na pobřeží, pokud nejsou uvedeny v písmenech (r) a (u).

Doklady uvedené v písmenech (r) až (v) musí být opatřeny razítkem příslušného orgánu vydávajícího osvědčení o schválení.
- (w) osvědčení požadovaná v 3.2.3.1, Vysvětlivky k tabulce C, vysvětlivka ke sloupci (20), poznámka 12 pododstavce (p) a (q), pokud je to vhodné;
- (x) osvědčení požadovaná v 3.2.3.1, Vysvětlivky k tabulce C, vysvětlivka ke sloupci (20), poznámka 33 pododstavce (i), (n) a (o), je-li to vhodné.

8.1.2.4 Písemné pokyny podle 5.4.3 musí být veliteli plavidla předány nejpozději při nakládce. Musí být uchovávány v kormidelně, aby byly snadno dostupné.

Přepravní doklady musí být předány veliteli plavidla na plavidlech pro přepravu kusů a látek volně ložených před nakládkou a na tankových plavidlech přímo po nakládce a před začátkem cesty.

8.1.2.5 (Vyhrazeno)

8.1.2.6 Tlačné čluny pro přepravu kusů a látek volně ložených, které nepřepravují žádné nebezpečné látky, nemusí mít na palubě schvalovací osvědčení, nýbrž tabulku podle CEVNI se stejnými popisky, doplněnými následujícími údaji:

Číslo schvalovacího osvědčení: ...

Vystaveno kým: ...

Platné do: ...

Schvalovací osvědčení a přílohu uvedenou v 1.16.1.4 v tomto případě uchovává majitel tlačného člunu.

Shoda údajů na tabulce s údaji ve schvalovacím osvědčení musí být zjištěna kontrolní komisí a tato musí na tabuli vyrazit svou značku.

8.1.2.7 Tlačné čluny pro přepravu kusů a látek volně ložených nebo tankové tlačné čluny, které přepravují nebezpečné látky, nemusí mít na palubě schvalovací osvědčení, pokud tabulka podle CEVNI je doplněna další kovovou nebo plastovou tabulkou odpovídající fotokopii celého schvalovacího osvědčení. Fotokopie přílohy podle 1.16.1.4 se nevyžaduje.

Schvalovací osvědčení a příloha podle 1.16.1.4 musí být nadále uloženy u majitele člunu.

Shoda údajů na tabulce s údaji ve schvalovacím osvědčení musí být zjištěna příslušným orgánem, který musí na tabuli vyrazit svou značku.

8.1.2.8 Všechny dokumenty musí být na palubě v jazyce, který je velitel schopen přečíst a rozumět mu. Jestliže tímto jazykem není angličtina, francouzština nebo němčina, všechny dokumenty, kromě kopie ADN s příloženými předpisy a těmi, pro které předpisy zahrnují zvláštní ustanovení týkající se jazyků, musí být na palubě také v angličtině, francouzštině nebo němčině, pokud dohody uzavřené mezi zeměmi zapojenými do dopravního provozu nestanoví jinak.

8.1.2.9 8.1.2.1 (b), 8.1.2.1 (g), 8.1.2.4 a 8.1.2.5 neplatí pro odkalovací čluny a zásobovací plavidla. 8.1.2.1 (c) neplatí pro odkalovací čluny.

8.1.3 (Vyhrazeno)

## 8.1.4 Zařízení k hašení požárů

Každé plavidlo musí být vybaveno kromě hasicích přístrojů, předepsaných v předpisech uvedených v 1.1.4.6, ještě minimálně dvěma dalšími ručními hasicími přístroji stejné kapacity. Hasivo obsažené v těchto dodatečných ručních hasicích přístrojích musí být vhodné pro hašení požárů přepravovaných nebezpečných věcí.

## 8.1.5 Zvláštní vybavení

8.1.5.1 Pokud je to vyžadováno v 3.2, tabulka A nebo C, musí se na plavidle nacházet následující vybavení:

PP: pro každého člena posádky ochranné brýle, pár ochranných rukavic, jeden ochranný oděv a pár vhodných ochranných bot (příp. ochranných holínek). Na tankových plavidlech v každém případě ochranné holínky;

EP: vhodný únikový prostředek pro každou na plavidle se nacházející osobu;

EX: přístroj pro detekci plynů jakož návod k použití pro tento přístroj;

TOX: detektor toxických plynů pro aktuální a předchozí náklad jakož i příslušenství a návod k použití pro tento přístroj;

A: vhodný dýchací přístroj, závislý na okolním vzduchu.

8.1.5.2 Pro operace prováděné v prostorách s nebezpečím výbuchu nebo během pobytu v blízkosti nebo v určené zóně na pobřeží, musí být používány pouze málo jiskřivé nástroje (např. šroubováky a klíče z chrom-vanadové oceli).

8.1.5.3 U tlačných soulodí nebo spřažených sestav za jízdy však stačí, jestliže se výstroj, uváděná v 8.1.5.1, pokud v kapitole 3.2, tabulky A nebo C je předepsána, nachází na tlačném remorkéru nebo na plavidle, které spřaženou sestavu pohybuje.

## 8.1.6 Kontrola a inspekce výbavy

8.1.6.1 Ruční hasicí přístroje a hasicí hadice musí být kontrolovány nejméně jednou každé dva roky osobami autorizovanými pro tento účel příslušným orgánem. Důkaz o kontrole musí být upevněn na ručních hasicích přístrojích. Osvědčení o kontrole požárních hadic musí být uloženo na palubě plavidla.

8.1.6.2 Komplety hadic používaných pro nakládku, vykládku nebo zásobování produkty pro provoz plavidla a zbytky nákladu musí splňovat Evropskou normu EN 12115:2011-04 (Pryžové a termoplastické hadice a komplety hadic) nebo EN 13765:2010-08 (Termoplastické vícevrstvé (nevulkanizované) hadice a komplety hadic) nebo EN ISO 10380:2003-10 (Vlité kovové hadice a komplety hadic). Musí být kontrolovány podle tabulky A.1 normy EN 12115:2011-04 nebo tabulky K.1 normy EN 13765:2010-08 nebo odstavce 7 normy EN ISO 10380:2003-10 nejméně jednou za rok, podle pokynů výrobce

osobami autorizovanými pro tento účel příslušným orgánem. Osvědčení o této inspekci musí být k dispozici na palubě.

- 8.1.6.3 Správné fungování zvláštního vybavení uvedeného v 8.1.5.1, přístrojů pro detekci plynů uvedených v pododdílech 9.3.1.12.4, 9.3.2.12.4 a 9.3.3.12.4 a přístroje pro měření kyslíku podle pododdílů 9.3.1.17. 6, 9.3.2.17.6 a 9.3.3.17.6 musí být zkontrolováno v souladu s pokyny výrobce osobami oprávněnými k tomuto účelu výrobcem. Na palubě se musí nacházet osvědčení o poslední prohlídce zvláštního vybavení. Osvědčení musí obsahovat podrobnosti o výsledku a datum kontrol.

Přístroje pro detekci plynu a přístroje pro měření kyslíku musí rovněž kontrolovat uznávaná klasifikační společnost, kdykoli se obnoví schvalovací osvědčení a během třetího roku platnosti osvědčení. Tato kontrola musí zahrnovat alespoň celkovou vizuální kontrolu vybavení a potvrzení, že byly provedeny kontroly uvedené v předchozí větě.

Osvědčení o kontrole od uznávané klasifikační společnosti týkající se poslední provedené kontroly se musí nacházet na palubě. Všechna osvědčení o kontrole musí obsahovat alespoň výše uvedené údaje týkající se kontroly, jejích výsledků a data, kdy byla provedena.

- 8.1.6.4 Měřicí přístroje, předepsané v 8.1.5.1, musí být před každým použitím zkontrolovány odborníkem podle jejich návodu k použití.

- 8.1.6.5 (Vypuštěno)

- 8.1.6.6 (Vypuštěno)

## 8.1.7 Zařízení, vybavení a nezávislé systémy ochrany

### 8.1.7.1 *Elektrické zařízení a vybavení*

Izolační odpor pevných elektrických zařízení a vybavení a jejich uzemnění musí být zkontrolován při každém obnovení schvalovacího osvědčení a kromě toho do tří let ode dne vydání schvalovacího osvědčení osobou oprávněnou k tomuto účelu příslušným orgánem.

Osvědčení o této kontrole se musí nacházet na palubě.

### 8.1.7.2 ***Zařízení a vybavení určené pro použití v prostředí s nebezpečím výbuchu, zařízení „s omezeným nebezpečím výbuchu“, zařízení a vybavení vyhovující požadavkům 9.3.1.51, 9.3.2.51 a 9.3.3.51 a systémy autonomní ochrany***

Tato zařízení, vybavení a autonomní ochranné systémy a jejich soulad s dokumenty uvedenými v pododdílech 8.1.2.2 písm. (e) až (h) nebo 8.1.2.3 písm. (r) až (v) s ohledem na podmínky na palubě, musí být kontrolováno při každém obnovení schvalovacího osvědčení a kromě toho do tří let ode dne vydání schvalovacího osvědčení osobou, která k tomu byla pověřena klasifikační společností, která toto pravidlo klasifikovala, nebo příslušným orgánem. Osvědčení o této kontrole se musí nacházet na palubě.

Značení na zařízení a vybavení určených pro použití v prostorách s nebezpečím výbuchu, která prokazují, že jsou vhodné pro použití v prostředí s nebezpečím výbuchu, a označení na samostatných ochranných systémech s podmínkami jejich použití by mělo zůstat v platnosti po celou dobu používání na palubě.

Pokyny výrobce týkající se zařízení proti prošlehnutí plamene, přetlakových ventilů/vysokorychlostních ventilů mohou vyžadovat pravidelnější kontrolu

### 8.1.7.3 ***Oprava zařízení a vybavení chráněných proti výbuchu a systémů autonomní ochrany***

Opravy zařízení a vybavení chráněných proti výbuchu a systémů autonomní ochrany povoluje pouze odborník specializované firmy. Po opravách musí být vydáno osvědčení zajišťující jejich opakované použití v prostředí s nebezpečím výbuchu. Osvědčení musí být k dispozici na palubě.



**8.1.8 Kontrola prostorů s čerpadly u tankových plavidel**

Nákladní prostor s čerpadly musí být zkontrolován uznávanou klasifikační společností při každém obnovení platnosti schvalovacího osvědčení a během třetího roku platnosti osvědčení.

Kontrola musí zahrnovat alespoň následující body:

- Kontrola celého systému se zaměřením na jeho stav, korozi, netěsnosti a případné neoprávněné úpravy;
- Obecná vizuální kontrola stavu systému detekce plynu v prostoru s čerpadly;
- Potvrzení přítomnosti osvědčení uvedeného v 8.1.6.3 vydaného výrobcem nebo oprávněnou osobou.

Osvědčení o kontrole podepsané uznávanou klasifikační společností týkající se kontroly prostoru s čerpadly musí být na palubě a musí obsahovat alespoň výše uvedené údaje týkající se kontroly, jejích výsledků a data, kdy byla provedena.

**8.1.9** (Vypuštěno)

**8.1.10** (Vypuštěno)

**8.1.11 Deník registrace operací během přepravy, spojených s přepravou nákladu pod č. UN 1203**

Na palubě tankových plavidel pro přepravu UN 1203 BENZIN, se musí nacházet deník registrace operací, prováděných během přepravy. Tento deník se může skládat z jiných dokumentů, obsahujících požadovanou informaci. Tento deník nebo tyto jiné dokumenty se musí uchovávat na palubě plavidla během nejméně tří měsíců a obsahovat nejméně poslední tři náklady.

## KAPITOLA 8.2

### PŘEDPISY PRO VÝCVIK ODBORNÍKŮ

#### 8.2.1 Všeobecné předpisy pro výcvik odborníků

8.2.1.1 Odborníkovi musí být minimálně 18 let.

8.2.1.2 Odborník je osoba, která vlastní osvědčení o zvláštních znalostech ADN. Na důkaz zvláštních znalostí je vydáváno osvědčení příslušným orgánem nebo jím pověřenou organizací.

Toto osvědčení musí být vydáno osobám, které po školení úspěšně složí závěrečnou zkoušku ADN.

8.2.1.3 Odborníci podle 8.2.1.2 musí absolvovat základní školení. Školení musí proběhnout v rámci příslušným orgánem uznávaného učebního běhu. Nejdůležitějším cílem školení je ozřejmit odborníkům nebezpečí, která jsou spojena s přepravou nebezpečných látek a zprostředkovat jim základní znalosti, které jsou potřebné k tomu, aby se na nejmenší míru omezilo nebezpečí nehody a, pokud k nehodě dojde, jim umožnit výkon opatření, která jsou účinná pro jejich vlastní bezpečnost, pro bezpečnost veřejnosti a pro ochranu životního prostředí jakož pro omezení následků nehody. Toto školení, ke kterému musí patřit praktická cvičení, proběhne jako základní školení a musí obsahovat minimálně v bodech 8.2.2.3.1.1 a 8.2.2.3.1.2 nebo 8.2.2.3.1.3 uvedené cíle.

8.2.1.4 Po pěti letech musí být platnost osvědčení prodloužena příslušným orgánem nebo jím pověřenou organizací, jestliže odborník prokáže, že úspěšně absolvoval obnovovací kurz, formou relevantních údajů uvedených v osvědčení příslušným orgánem nebo jím pověřenou institucí úspěšné absolvování obnovovacího kurzu v posledním roce před uplynutím platnosti osvědčení zahrnujícím nejméně cíle uvedené v 8.2.2.3.1.1 a 8.2.2.3.1.2 nebo 8.2.2.3.1.3 a zahrnující zejména současný nový rozvoj. Obnovovací kurz musí být považován za úspěšně zakončený, jestliže byl složen závěrečný písemný test vytvořený organizátorem kurzu podle 8.2.2.2. Test může být opakován dvakrát během platnosti osvědčení. Není-li zkouška vykonána dvakrát po sobě, může být v průběhu doby platnosti osvědčení znovu provedeno obnovovací školení.

8.2.1.5 Odborníci pro přepravu plynů se musí zúčastnit specializačního školení, ve kterém jsou probírány alespoň cíle uvedené v bodě 8.2.2.3.3.1. Školení musí probíhat v rámci příslušným orgánem uznávaného učebního běhu. Po provedeném školení a úspěšné složené zkoušce o přepravě plynů jakož prokázání minimálně jednoho roku práce na plavidle typu G je vystaveno osvědčení. Práce na plavidle musí být absolvována během dvou let před nebo nejpozději během dvou let po odborné zkoušce.

8.2.1.6 Po pěti letech musí být platnost osvědčení prodloužena příslušným orgánem nebo jím pověřenou organizací, jestliže odborník na přepravu plynů prokáže:

- během posledního roku před uplynutím platnosti svého osvědčení úspěšně absolvoval školení, které navazuje na cíle, stanovené v bodě 8.2.2.3.3.1 a zvláště obsahuje novinky, nebo
- během posledních dvou let minimálně rok pracoval na tankovém plavidle typu G.

8.2.1.7 Odborníci pro přepravu chemikálií musí absolvovat specializační školení, ve kterém jsou probírány alespoň cíle uvedené v bodě 8.2.2.3.3.2. Školení musí probíhat v rámci příslušným orgánem uznávaného učebního běhu. Osvědčení je vystaveno po absolvovaném školení a úspěšném složení zkoušky o přepravě chemikálií jakož prokázání minimálně jednoho roku práce na plavidle typu C. Práce na plavidle musí být provedena během dvou let před nebo nejpozději během dvou let po složení odborné zkoušky.

8.2.1.8 Po pěti letech musí být platnost osvědčení prodloužena příslušným orgánem nebo jím pověřenou organizací, jestliže odborník na přepravu chemikálií prokáže:

- během posledního roku před uplynutím platnosti jeho osvědčení úspěšně absolvoval školení, které navazuje na témata, stanovená v bodě 8.2.2.3.3.2 a zvláště obsahuje novinky, nebo
- během posledních dvou let minimálně jeden rok pracoval na tankovém plavidle typu C.

8.2.1.9 Potvrzení o absolvování školení a zkušenosti v souladu s požadavky kapitoly V Mezinárodní úmluvy o normách výcviku, kvalifikace a strážní služby námořníků ze dne 7. července 1978 (Úmluva STCW), ve znění pozdějších předpisů; na plynových tankových plavidlech musí být rovnocenné osvědčení uvedenému v 8.2.1.5, pokud bylo uznáno příslušným orgánem. Vystavení a prodloužení platnosti tohoto dokladu muselo proběhnout před méně než pěti lety.

8.2.1.10 Potvrzení o absolvování školení a zkušenosti v souladu s požadavky kapitoly V Mezinárodní úmluvy o normách výcviku, kvalifikace a strážní služby námořníků ze dne 7. července 1978 (Úmluva STCW), ve znění pozdějších předpisů; na tankových plavidlech pro chemické látky musí být rovnocenné osvědčení uvedenému v 8.2.1.7, pokud bylo uznáno příslušným orgánem. Vystavení a prodloužení platnosti tohoto dokladu muselo proběhnout před méně než pěti lety.

8.2.1.11 (Vypuštěno)

## 8.2.2 Zvláštní předpisy pro výcvik odborníků

8.2.2.1 Potřebné teoretické znalosti a praktické dovednosti musí být zprostředkovány teoretickým školením a praktickým výcvikem. Teoretické znalosti musí být prokázány zkouškou. Během obnovovacího školení musí být pomocí cvičení a testů zajištěno, že se účastník na školení aktivně podílí.

8.2.2.2 Pořadatel školení musí zajistit, že školitelé mají dobré znalosti a zohledňují nejnovější vývoj ohledně ustanovení a školicích předpisů pro přepravu nebezpečných látek. Výuka musí odpovídat praxi. Učební osnova musí být sestavena podle uznávání na podkladě cílů, stanovených v 8.2.2.3.1.1 až 8.2.2.3.1.3 a 8.2.2.3.3.1 nebo 8.2.2.3.3.2. Základní školení a jejich přeškolení musí zahrnovat praktická cvičení. (viz 8.2.2.3.1.1).

### 8.2.2.3 Struktura školení

První a obnovovací školení se provádí v rámci základních školení (viz 8.2.2.3.1) a případně specializovaných školení (viz 8.2.2.3.3). Školení podle 8.2.2.3.1 mohou být nabízeny ve třech variantách: přeprava kusů a látek volně ložených, přeprava tankovými plavidly a kombinace přeprava kusů a látek volně ložených / přeprava tankovými plavidly.

8.2.2.3.1 Základní školení

*Základní školení pro přepravu kusů a látek volně ložených*

Předchozí vzdělání:	žádné
Znalosti:	ADN všeobecně s výjimkou 3.2 (tabulka C), 7.2 a 9.3
Oprávnění:	plavidla přepravující suché náklady
Výcvik:	všeobecně 8.2.2.3.1.1 a plavidla přepravující suché náklady 8.2.2.3.1.2

*Základní školení pro přepravu tankovými plavidly*

Předchozí vzdělání:	žádné
Znalosti:	ADN všeobecně s výjimkou 3.2 (tabulka A a B), kapitoly 7.1, 9.1, 9.2 a oddíl 9.3.1 a 9.3.2
Oprávnění:	tanková plavidla, určená pro přepravu látek, pro které je předepsáno tankové plavidlo typu N
Výcvik:	Všeobecně 8.2.2.3.1.1 a tanková plavidla 8.2.2.3.1.3

*Základní školení – kombinovaná přeprava, zahrnující přepravu suchých nákladů a přepravu tankovými plavidly*

Předchozí vzdělání: žádné  
 Znalosti: ADN všeobecně s výjimkou 9.3.1 a 9.3.2  
 Oprávnění: plavidla pro přepravu kusů a látek volně ložených a přeprava látek, pro které je předepsáno tankové plavidlo typu N  
 Výcvik: Všeobecně 8.2.2.3.1.1, plavidla pro přepravu kusů a látek volně ložených 8.2.2.3.1.2 a tanková plavidla 8.2.2.3.1.

8.2.2.3.1.1 Obecná část základního školení musí zahrnovat minimálně následující cíle:

Obecně:

- Stanovení cílů a struktura ADN

Konstrukce a vybavení:

- Konstrukce a vybavení plavidla ADN

Měřicí technika:

- Měření toxicity, obsahu kyslíku a koncentrace hořlavých plynů.

Znalosti o látkách:

- Zařazení nebezpečných látek a nebezpečné vlastnosti.

Nakládka, vykládka a přeprava:

- Nakládka, vykládka, všeobecné provozní předpisy a předpisy pro přepravu.

Doklady:

- Doklady, které během přepravy musí být na plavidle.

Nebezpečí a preventivní opatření:

- Všeobecná bezpečnostní opatření.

Praktická cvičení:

- Praktická cvičení, zvláště vstup do prostor, používání hasicích přístrojů, zařízení k hašení požárů, osobních ochranných pomůcek jakož detekčních přístrojů pro plyny, přístrojů měřících obsah kyslíku a detektorů plynů.

Stabilita:

- parametry významnosti pro stabilitu;

- momenty náklonu;

- vzorové výpočty;

- narušená stabilita, mezilehlé stavy a konečný stav zaplavení;

- vliv volných povrchů;

- hodnocení stability na základě existujících kritérií stability (text předpisů);

- hodnocení nepoškozené stability pomocí průběhu křivky ramen;

- používaná nakládacích zařízení;

- používání nakládacích zařízení;

- použití knížky stability podle 9.3.13.3.

Základy ochrany proti výbuchu:

- Podle definice „ochrany proti výbuchu“;

- Výběr vhodných zařízení a vybavení.

8.2.2.3.1.2 Část základního školení, týkající se plavidel pro přepravu kusů a látek volně ložených musí zahrnovat minimálně následující cíle:

Konstrukce a vybavení:

- Konstrukce a vybavení plavidel, přepravujících suché substráty.

Péče o nákladní prostory a navazující prostory:

- odstranění plynů, vyčištění a údržba,

- větrání nákladních prostor a prostor mimo chráněné oblasti.

Nakládka, vykládka a přeprava:

- Nakládka a vykládka, všeobecné provozní a přepravní předpisy,
- Označení kusů zásilek lístky.

Doklady:

- Doklady, které se během přepravy musí nacházet na plavidle.

Nebezpečí a preventivní opatření:

- Prevence a všeobecná bezpečnostní opatření,
- Osobní ochranné a bezpečnostní vybavení.

#### 8.2.2.3.1.3 Část základního školení, zabývající se tankovými plavidly, musí zahrnovat minimálně následující cíle:

Konstrukce a vybavení:

- Konstrukce a vybavení tankových plavidel,
- Větrací a odvětrávací systémy,
- Systémy nakládky a vykládky.

Péče o nákladní tanky a navazující prostory:

- odplynování do atmosféry a do přijímacích zařízení, čištění, údržba,
- Vytápění a chlazení nákladu,
- Manipulace s nádobami pro zbytkové produkty.

Měřicí technika a odběr vzorků:

- Měření toxicity, obsah kyslíku a výbušnost,
- Odběr vzorků.

Nakládka, vykládka a přeprava:

- Nakládka a vykládka, všeobecné provozní a přepravní předpisy.

Doklady:

- Doklady, které se musí během přepravy nacházet na plavidle.

Nebezpečí a preventivní opatření:

- Prevence a všeobecná bezpečnostní opatření,
- Tvorba jisker,
- Osobní ochranné a bezpečnostní vybavení,
- Požár a hašení požáru.

#### 8.2.2.3.2 Obnovovací školení

*Obnovovací školení pro přepravu kusů a látek volně ložených*

Předpoklady:	Platné osvědčení ADN o přepravě kusů a látek volně ložených nebo kombinace přeprava kusů a látek volně ložených /přeprava tankovými plavidly
Znalosti:	ADN všeobecně s výjimkou 3.2 (tabulka C), kapitoly 7.2 a 9.3
Oprávnění:	plavidla přepravující suché náklady
Výcvik:	Všeobecně 8.2.2.3.1.1 a plavidla pro přepravu kusů a látek volně ložených 8.2.2.3.1.2

*Obnovovací školení pro přepravu v tankových plavidlech*

Předpoklady:	Platné osvědčení ADN pro tankovou plavbu nebo kombinace přeprava suchých látek/přeprava tankovými plavidly
Znalosti:	ADN všeobecně s výjimkou 3.2 (tabulka A a B), kapitoly 7.1, 9.1, 9.2, oddíly 9.3.1 a 9.3.2
Oprávnění:	tanková plavidla, určená pro přepravu látek, pro které je předepsáno tankové plavidlo typu N
Výcvik:	Všeobecně 8.2.2.3.1.1 a tanková plavidla 8.2.2.3.1.3

*Obnovovací školení – kombinovaná přeprava, zahrnující přepravu suchých nákladů a přepravu tankovými plavidly*

- Předpoklady: Platné osvědčení ADN kombinované přeprava suchých látek/přeprava tankovými plavidly
- Znalosti: ADN všeobecně, včetně oddílů 9.3.1 a 9.3.2
- Oprávnění: pravidla pro přepravu kusů a látek volně ložených a přeprava látek, pro které je předepsáno tankové plavidlo typu N
- Výcvik: Všeobecně 8.2.2.3.1.1, Pravidla pro přepravu kusů a látek volně ložených 8.2.2.3.1.2 a tanková pravidla 8.2.2.3.1.3
- 8.2.2.3.3 Specializační školení
- Specializační školení pro plyny*
- Předpoklady: Platné osvědčení ADN pro přepravu tankovými plavidly nebo kombinace přeprava kusů a látek volně ložených /přeprava tankovými plavidly
- Znalosti: ADN zvláště znalosti ohledně nakládky, přepravy, vykládky a manipulace s plyny
- Oprávnění: tanková pravidla, určená pro přepravu látek, které vyžadují tanková pravidla typu G a přeprava látek tankovými plavidly typu G, které vyžadují tanková pravidla typu C se stavem nákladního tanku 1 podle sloupce 7 tabulky C kapitoly 3.2.
- Výcvik: Plyny 8.2.2.3.3.1
- Specializační školení pro chemické látky*
- Předpoklady: Platné osvědčení ADN pro přepravu tankovými plavidly nebo kombinace přeprava kusů a látek volně ložených /přeprava tankovými plavidly
- Znalosti: ADN zvláště znalosti ohledně nakládky, přepravy, vykládky a manipulace s chemikáliemi
- Oprávnění: tanková pravidla, určená pro přepravu látek, které vyžadují tanková pravidla typu C.
- Výcvik: Chemie 8.2.2.3.3.2
- 8.2.2.3.3.1 Specializační kurs pro plyny musí zahrnovat minimálně následující cíle:
- Fyzikální a chemické znalosti:*
- zákony o plynech, např. Boyleův, Gay-Lussacův a obecný zákon o plynu
  - parciální tlaky a plynové směsi, jako např. vymezení pojmů a jednoduché výpočty, zvýšení tlaku a vyfukování nákladních tanků
  - Avogadrova konstanta a výpočet hmotnosti ideálního plynu a použití hmotnostního vzorce
  - hustota, relativní hustota a objem kapaliny, např. hustota, relativní hustota, objem při zvyšování teploty a maximální stupeň plnění
  - kritický tlak a kritická teplota
  - polymerizace, např. teoretické otázky, praktické otázky a přepravní podmínky
  - odpařování a kondenzace, např. vymezení pojmů, kvantitativní nasycení tlaku páry
  - směsi, např. tlak páry, složení a nebezpečné vlastnosti
  - sloučeniny a chemické vzorce.
- Praxe:*
- Vypláchnutí nákladních tanků, např. vypláchnutí při změně nákladu, vypláchnutí vzduchu kolem nákladu a metody výplachu a vypláchnutí před vstupem do nákladních tanků
  - Odběr vzorků
  - Nebezpečí výbuchu
  - Zdravotní rizika
  - Měření koncentrace plynů, jako např., které přístroje se musí použít a jak
  - Kontrola a vstup do uzavřených prostor
  - Potvrzení o nepřítomnosti plynu a povolené práce
  - Stupeň plnění a přeplnění

- Bezpečnostní zařízení
- Čerpadla a kompresory
- Nakládání s hluboce zchlazenými zkapalněnými plyny

*Opatření v nouzových případech:*

- Zranění osob, např. látky na kůži, vdechnutí plynu a všeobecné poskytnutí pomoci
- Nepravidelnosti v souvislosti s nákladem, jako např. stabilita příruby, přeplnění, polymerizace a nebezpečí v okolí plavidla

8.2.2.3.3.2 Specializační kurs pro chemické látky musí zahrnovat minimálně následující cíle:

*Znalosti fyziky a chemie:*

- Chemikálie, např. molekuly, atomy, stav skupenství, kyseliny a louhy, oxidace
- hustota, relativní hustota, tlak a objem kapalin, jako např. hustota, relativní hustota, objem a tlak při zvýšení teploty a maximální stupně plnění
- Kritická teplota
- Polymerizace, např. otázky z teorie, praxe a podmínky přepravy
- Směsi, např. tlak páry, složení a nebezpečné vlastnosti
- Chemické vazby a chemické vzorce.

*Praxe:*

- Čištění nákladních tanků, např. odplynování, mytí, zbytky nákladů a nádoby pro zbytky produktů
- Nakládka a vykládka, např. sběrné plynové potrubí, rychlouzavírací systémy a vliv teplot
- Odběry vzorků
- Nebezpečí výbuchu
- Zdravotní rizika
- Měření koncentrace plynu, např. které přístroje se musí použít a jak
- Kontrola a vstup do uzavřených prostor
- Potvrzení o nepřítomnosti plynu a povolené práce
- Stupeň plnění a přeplnění
- Bezpečnostní zařízení
- Čerpadla a kompresory.

*Opatření v nouzových případech:*

- Zranění osob jako např. kontakt s látkami, vdechnutí par a obecné poskytnutí pomoci
- Nepravidelnosti v souvislosti s nákladem, jako např. stabilita příruby, přeplnění, polymerizace a nebezpečí v okolí plavidla.

8.2.2.3.4 Obnovovací školení

*Obnovovací školení pro plyny*

Předpoklady:	platné osvědčení ADN pro plyny a tanková plavidla nebo kombinace osvědčení plavidlům pro suchý náklad/tankerům.
Znalosti:	ADN zvláštní znalosti ohledně nakládky, přepravy, vykládky a manipulace s plyny
Oprávnění:	tanková plavidla, určená pro přepravu látek, které vyžadují tanková plavidla typu G a přeprava látek tankovými plavidly typu G, které vyžadují tanková plavidla typu C se stavem nákladního tanku 1 podle sloupce 7 tabulky C kapitoly 3.2.
Výuka:	plyny dle 8.2.2.3.3.1.

*Obnovovací školení pro chemické látky*

Předpoklady:	platné osvědčení ADN pro chemické látky a tanková plavidla nebo kombinace osvědčení plavidlům pro suchý náklad/tankerům.
Znalosti:	ADN zvláštní znalosti ohledně nakládky, přepravy, vykládky a manipulace s chemikáliemi
Oprávnění:	tanková plavidla určená pro přepravu látek, pro které se vyžaduje tankové plavidlo typu C
Výuka:	chemické látky dle 8.2.2.3.3.2.

#### 8.2.2.4 ***Učební osnova pro obnovovací a specializační školení***

Jako základ jsou stanoveny minimálně následující doby trvání školení:

Základní školení pro přepravu kusů a látek volně ložených	32 vyučovacích hodin po 45 minutách
Základní školení pro přepravu tankovými plavidly	32 vyučovacích hodin po 45 minutách
Základní školení kombinovaný	40 vyučovacích hodin po 45 minutách
Specializační školení pro přepravu plynů	16 vyučovacích hodin po 45 minutách
Specializační školení pro přepravu chemických látek	16 vyučovacích hodin po 45 minutách

V jednom vyučovacím dni smí být absolvováno nejvýše 8 vyučovacích hodin.

Pokud teoretické školení je prováděno dálkovou formou, musí jako základ být stanoveny ekvivalentní vyučovací hodiny. Dálkové vyučování musí být provedeno během 9 měsíců.

Podíl praktických cvičení na základním školení musí činit zhruba 30 %. Praktická cvičení musí, pokud je to možné, být provedena během teoretického školení; v každém případě musí být ukončena nejpozději 3 měsíce po ukončení teoretického školení.

#### 8.2.2.5 ***Učební osnova pro obnovovací školení***

Obnovovací školení musí být absolvována před uplynutím lhůty, uvedené v 8.2.1.4, 8.2.1.6 nebo 8.2.1.8.

Jako základ jsou stanoveny následující doby trvání školení:

Základní obnovovací školení:	
- pro přepravu kusů a látek volně ložených	16 vyučovacích hodin po 45 minutách
- pro přepravu tankovými plavidly	16 vyučovacích hodin po 45 minutách
- pro kombinovanou přepravu kusů a látek volně ložených a přepravu tankovými plavidly	16 vyučovacích hodin po 45 minutách
Specializační obnovovací školení pro plyny	8 vyučovacích hodin po 45 minutách
Specializační obnovovací školení pro chemické látky	8 vyučovacích hodin po 45 minutách

V jednom vyučovacím dni smí být absolvováno nejvýše 8 vyučovacích hodin.

Podíl praktických cvičení na obnovovacím – základním školení musí činit zhruba 30 %. Praktická cvičení mají, pokud možno mít časovou souvislost s teoretickým školením; musí být, ale provedena nejpozději 3 měsíce po uplynutí teoretického školení. Rozsah školení stability v obnovovacím kurzu musí být nejméně 2 vyučovací hodiny.

#### 8.2.2.6 ***Uznávání školení***

8.2.2.6.1 Školení musí být uznávána příslušným orgánem.

8.2.2.6.2 Toto uznání se udělí pouze na základě písemné žádosti.

8.2.2.6.3 K žádosti o uznání se připojí následující podklady:

- Podrobná učební osnova s uvedením probírané látky a časového plánu předpokládaných výukových metod;
- Kvalifikace a oblasti působnosti školících instruktorů;
- Údaje o školících prostorách a pomůckách jakož o zařízeních, poskytnutých pro praktická cvičení;



- (d) Podmínky pro účast na školení, jako např. počet účastníků;
- (e) Podrobný plán pro závěrečné testy včetně, pokud je to nutné, infrastruktury a organizace elektronických zkoušek podle 8.2.2.7.1.7, pokud se tyto zkoušky mají provádět.

8.2.2.6.4 Příslušnému orgánu přísluší dozor nad školeními a zkouškami.

8.2.2.6.5 Uznávání obsahuje minimálně následující podmínky:

- (a) Školení budou prováděna v souladu s podklady, připojenými k žádosti;
- (b) Příslušný orgán je oprávněn, vysílat na školení a zkoušky pověřené osoby;
- (c) Příslušnému orgánu bude včas sdělen přesný termín a místo každého konání školení. Schválení musí být potvrzeno písemně pro omezené období. Může být odejmuto, pokud nejsou dodrženy podmínky pro uznání.

8.2.2.6.6 Z uznání musí být zřejmé, zda se u školení jedná o základní nebo nástavbové či obnovovací školení.

8.2.2.6.7 Pokud pořadatel školení po udělení povolení chce provést změny v bodech, které jsou pro udělení uznání významné, pak musí předtím od příslušného orgánu k tomu získat souhlas. To platí zvláště pro změny učební osnovy.

8.2.2.6.8 Školení musí odpovídat aktuálnímu stavu vývoje v jednotlivých oblastech školení. Pořadatel školení nese odpovědnost za to, že vývoj v oblastech, které jsou předmětem školení, bude školící instruktor zohledňovat a ovládat.

### 8.2.2.7 **Zkoušky a konečné testy**

8.2.2.7.0 Zkouška je pořádána příslušným orgánem nebo jím určenou zkušební organizací. Zkušební organizace nesmí být školící organizací.

Určení zkušební organizace se provádí písemnou formou. Toto určení nesmí být časově omezeno a musí se zakládat na následujících kritériích:

- kompetentnosti zkušební organizace;
- popisu formy zkoušek navrhované zkušební organizací včetně, pokud je to nutné, infrastruktury a organizace elektronických zkoušek podle 8.2.2.7.1.7, pokud se tyto zkoušky mají provádět.
- opatření, směřující na zajištění objektivnosti zkoušek;
- nezávislosti organizace ve vztahu k libovolným právnickým či fyzickým osobám, které najímají experty ADN.

8.2.2.7.1 Zkoušky ze základního školení

8.2.2.7.1.1 Po ukončení základního školení musí být složena zkouška. Tato může být provedena buď bezprostředně po školení, nebo do šesti měsíců po ukončení školení.

8.2.2.7.1.2 Kandidát musí u zkoušky prokázat, že, jak se v základním školení předpokládá, ovládá znalosti, chápe a má schopnosti, které jsou pro odborníka na plavidlech potřebné.

8.2.2.7.1.3 Administrativní výbor sestaví katalog otázek, který zahrnuje cíle zkoušky, uvedené v 8.2.2.3.1.1 až 8.2.2.3.1.3 a Směrnice na využití katalogu otázek<sup>1</sup>. Otázky, které jsou v průběhu zkoušky položeny, se vybírají z tohoto katalogu. Před zkouškou kandidáti otázky, zvolené z katalogu otázek, nesmějí vědět.

8.2.2.7.1.4 Formuláře, připojené ke směrnici na použití katalogu otázek, se použijí při sestavování zkušebních otázek.

<sup>1</sup> Poznámka sekretariátu: Katalog otázek a směrnice pro jejich aplikaci jsou uvedeny na webové stránce Sekretariátu EHK OSN (<http://www.unece.org/trans/danger/danger/htm>).

- 8.2.2.7.1.5 Zkouška je prováděna písemnou formou. Kandidátům se položí 30 otázek. Doba trvání zkoušky činí 60 minut. Zkouška je úspěšně složena, jestliže je minimálně 25 z 30 otázek zodpovězeno správně.
- 8.2.2.7.1.6 Příslušný orgán nebo zkušební organizace určená příslušným orgánem musí dozorovat každou zkoušku. Jakákoli manipulace a podvádění musí být, jak je to jen možné, vyloučeny. Totožnost kandidáta musí být ověřena.
- Při písemném testu není dovoleno používat žádné dokumenty s výjimkou předpisů pro nebezpečné věci, CEVNI a příslušných policejních předpisů. Neprogramovatelné kapesní kalkulátory je dovoleno používat během specializačních kurzů a musí být poskytnuty příslušným orgánem nebo zkušební organizací určenou příslušným orgánem.
- Všechny zkušební dokumenty (otázky a odpovědi) musí být zaregistrovány a uchovány v písemné formě nebo elektronicky jako datový soubor.
- 8.2.2.7.1.7 Písemné zkoušky smějí být prováděny, zcela nebo zčásti, v elektronické formě, kde jsou odpovědi zaznamenávány a vyhodnocovány za použití procesů elektronického zpracování dat (EDP), pokud jsou splněny tyto podmínky:
- (a) Hardware a software musí být zkontrolovány a přijaty příslušným orgánem nebo zkušební organizací určenou příslušným orgánem;
  - (b) Elektronická media smějí být používána pouze tehdy, pokud byla poskytnuta příslušným orgánem nebo zkušební organizací určenou příslušným orgánem.
  - (c) Musí být zajištěna správná technická funkce. Musí být učiněna opatření týkající se možnosti pokračování zkoušky, dojde-li k selhání technických prostředků a aplikací. Na vstupních zařízeních nesmějí být k dispozici žádné pomocné funkce (např. funkce elektronického vyhledávání). Poskytnuté elektronické medium nesmí dovolit kandidátům komunikovat během zkoušky s jakýmkoli jiným přístrojem.
  - (d) Kandidát nesmí mít v žádném případě možnost vkládat další data do poskytnutého elektronického media; kandidát smí odpovídat pouze na položené otázky.
  - (e) Konečná vstupní data každého kandidáta musí být zaznamenána. Vyhodnocení výsledků musí být transparentní.
- 8.2.2.7.2 Zkoušky ze specializačních školení pro plyny a chemické látky
- 8.2.2.7.2.1 Kandidáti, kteří uspěli při zkoušce ze základního školení ADN, mohou požádat o zařazení do specializačního kurzu „plyny“ a/nebo „chemikálie“, po němž následuje zkouška. Zkouška musí být založena na seznamu otázek Administrativního výboru.
- 8.2.2.7.2.2 Kandidát musí u zkoušky prokázat, jak je plánováno v nástavbovém školení, že má znalosti, chápání a schopnosti, které jsou u odborníka na plavidlech při přepravách plynů, resp. chemikálií vyžadovány.
- 8.2.2.7.2.3 Administrativní výbor sestaví katalog otázek, který zahrnuje cíle zkoušky, uvedené v 8.2.2.3.3.1 nebo 8.2.2.3.3.2 a Směrnice na využití katalogu otázek<sup>1</sup>. Otázky, které jsou v průběhu zkoušky položeny, se vybírají z tohoto katalogu. Před zkouškou kandidáti otázky, zvolené z katalogu otázek, nesmějí vědět.
- 8.2.2.7.2.4 Vzor přiložený ke směrnici na použití katalogu otázek musí být použit při sestavování zkušebních otázek.
- 8.2.2.7.2.5 Zkouška je prováděna písemnou formou.
- Kandidáti obdrží jednotlivě 30 otázek s výběrem správného řešení a jednu otázku se zadáním případu k řešení. Zkouška trvá celkem 150 minut, ze kterých 60 minut připadá na otázky s výběrem správného řešení a 90 minut na otázku se zadáním případu k řešení.
- Při vyhodnocení se hodnotí celá zkouška pomocí 60 bodů, 30 bodů za otázky typu výběr správného řešení, každá otázka jeden bod, a 30 bodů za otázku s případem k řešení. Rozdělení bodů na prvky případu k řešení posoudí příslušný orgán. Zkouška je úspěšně složena, jestliže je celkem docíleno minimálně 44 bodů. Přitom však musí být v každé části zkoušky docíleno minimálně 20 bodů. Pokud kandidát docílí 44 bodů, ale v jedné části nedosáhne 20 bodů, smí dotýcnou část jednou opakovat.

<sup>1</sup> Poznámka sekretariátu: Katalog otázek a směrnice pro jejich aplikaci jsou uvedeny na webové stránce Sekretariátu EHK OSN (<http://www.unece.org/trans/danger/danger/htm>).

Ustanovení uvedená v 8.2.2.7.1.6 a 8.2.2.7.1.7 se použijí obdobně.

8.2.2.7.3 Obnovovací kurz

8.2.2.7.3.1 Nakonec obnovovacího kurzu podle odstavce 8.2.1.4 musí organizátor kurzu zadat test.

8.2.2.7.3.2 Test musí být písemný. Kandidátům musí být uloženo 20 výběrových otázek. Na závěr každého obnovovacího kurzu musí být připraven čerstvý dotazník. Test trvá 40 minut. Za úspěšné absolvování se považuje, pokud nejméně 16 z 20 otázek bylo zodpovězeno správně.

8.2.2.7.3.3 Ustanovení uvedená v 8.2.2.7.1.2, 8.2.2.7.1.3, 8.2.2.7.1.6 a 8.2.2.7.1.7 musí být použita při administraci testů (mimo rámec ustanovení směrnice na použití katalogu otázek pro zkušební orgány a organizace).

8.2.2.7.3.4 Organizátor kurzu předá úspěšným kandidátům písemné osvědčení pro předložení příslušnému orgánu podle odstavce 8.2.2.8.

8.2.2.7.3.5 Organizátor kurzu musí uchovávat písemné testy kandidátů po dobu pěti let od data testu.

**8.2.2.8 Osvědčení o zvláštních znalostech ADN**

8.2.2.8.1 Za vydání a obnovení osvědčení o zvláštních znalostech ADN, které odpovídá vzoru podle 8.6.2, odpovídá příslušný orgán nebo jím pověřená organizace.

8.2.2.8.2 Rozměry osvědčení musí být v souladu s normou ISO/IEC 7810:2003, velikost karty ID-1 a musí být vyrobeno z plastu. Barva osvědčení musí být bílá, s černým písmem. Osvědčení musí obsahovat další bezpečnostní prvek jako je hologram, UV tisk nebo ryté vzory. Jeho znění musí být v jazyce (jazycích) nebo v jednom z jazyků státu, jehož příslušný orgán jej vydal. Pokud žádný z těchto jazyků není angličtina, francouzština nebo němčina, název osvědčení, název položky 8 a nadpisy na zadní straně a případně dodatky pod „tanková pravidla“ nebo „pravidla pro suchý náklad“ musí být také uvedeny v angličtině, francouzštině nebo němčině.

8.2.2.8.3 Osvědčení se vydává:

- (a) uchazečům, kteří splnili podmínky uvedené v druhé větě pododdlíků 8.2.1.2 a 8.2.1.3 (základní školení); je platné po dobu pěti let ode dne, kdy byla složena zkouška ze základního školení.
- (b) Uchazečům, kteří splnili podmínky uvedené v 8.2.1.5 nebo 8.2.1.7 (specializační školení pro „plyny“ nebo „chemické látky“); v tomto případě bude vydáno nové osvědčení obsahující osvědčení pro základní a specializační přípravné školení. Nově vydané osvědčení je platné po dobu pěti let ode dne, kdy byla složena zkouška ze základního školení.

8.2.2.8.4 Osvědčení musí být obnoveno:

- (a) je-li k dispozici důkaz požadovaný podle 8.2.1.4 (základní školení), nová doba platnosti začíná dnem uplynutí platnosti předchozího osvědčení. Pokud byla zkouška provedena více než jeden rok před uplynutím doby platnosti osvědčení, začíná dnem potvrzení o účasti na školení
- (b) je-li k dispozici důkaz požadovaný podle 8.2.1.6 a 8.2.1.8 (specializační školení pro „plyny“ nebo „chemické látky“). V tomto případě bude vydáno nové osvědčení obsahující všechna osvědčení týkající se základního školení a specializačních školení. Nově vydané osvědčení má dobu platnosti pět let ode dne úspěšně ukončeného obnovovacího základního školení. Pokud se obnovovací školení koná v roce předcházejícím datu ukončení platnosti osvědčení, nová doba platnosti začíná dnem uplynutí platnosti předchozího osvědčení; jinak začíná dnem potvrzení o účasti na školení.

8.2.2.8.5 Pokud nebylo obnovovací školení pro obnovení osvědčení plně a úspěšně dokončeno před uplynutím doby platnosti osvědčení, nebo pokud práce na palubě plavidla po dobu jednoho roku nebyla ověřena během dvou let předcházejících uplynutí doby platnosti osvědčení, vydá se nové osvědčení, pro které se vyžaduje účast na dalším úvodním základním školení a zkoušce podle pododdlíku 8.2.2.7.

8.2.2.8.6 Pokud je nové osvědčení vydáno v souladu s pododdlíkem 8.2.2.8.3 (b) nebo je osvědčení obnoveno v souladu s pododdlíkem 8.2.2.8.4 a předchozí osvědčení bylo vydáno jiným orgánem nebo orgánem

k tomu pověřeným, orgán, vydávající orgán nebo organizace schválená tímto orgánem, který vydal předchozí osvědčení, musí být neprodleně informován.

8.2.2.8.7

Smluvní strany poskytnou sekretariátu EHK OSN vzor každého osvědčení určeného k vydání v souladu s tímto oddílem, jakož i vzory osvědčení, která jsou stále platná. Smluvní strany mohou dodatečně poskytnout vysvětlující poznámky. Sekretariát EHK OSN zpřístupní obdržené informace všem smluvním stranám.

## KAPITOLA 8.3

### DALŠÍ PŘEDPISY, KTERÉ MUSÍ PLNIT OSÁDKA PLAVIDLA

#### 8.3.1 Osoby na plavidle

8.3.1.1 Pokud není v Části 7 stanoveno jinak, na plavidle se smějí zdržovat jen:

- (a) členové posádky;
- (b) osoby nepatřící k posádce, které ale normálně na plavidle žijí;
- (c) osoby, které se na plavidle nachází ze služebních důvodů.

8.3.1.2 V chráněné oblasti na plavidlech přepravujících kusy a látky volně ložené a v oblasti nákladu na tankových plavidlech se osoby, uváděné pod bodem 8.3.1.1 (b), smějí nacházet jen krátkodobě.

8.3.1.3 Pokud plavidlo musí být označeno formou dvou modrých kuželů nebo dvou modrých světel v souladu se sloupcem (19) tabulky C kapitoly 3.2, tak na jeho palubě se nesmí nacházet osoby mladší 14 let.

#### 8.3.2 Přenosná osvětlovací zařízení

Na plavidlech jsou v prostorách s nebezpečím výbuchu povolena pouze přenosná osvětlovací zařízení s vlastním zdrojem proudu.

V prostorách s nebezpečím výbuchu musí splňovat alespoň požadavky pro použití v příslušné oblasti.

#### 8.3.3 Vstup na plavidlo

Nepovolaným je vstup na plavidlo zakázán. Tento zákaz musí být umístěn na vhodných místech pomocí tabulek.

#### 8.3.4 Zákaz kouření, zákaz ohně a otevřeného světla

Na plavidle je zakázáno kouření, včetně kouření elektronických cigaret a podobných prostředků, použití ohně a otevřeného světla. Platí však ustanovení pododdlílů 7.1.3.41.1 a 7.2.3.41.1.

Na vhodných místech je třeba umístit tabulky s tímto zákazem.

Zákaz se nevztahuje na obytné prostory nebo kormidelný za předpokladu, že jejich okna, dveře, světlíky a poklopy jsou zavřené nebo systém ventilace je nastaven tak, aby zaručoval přetlak alespoň 0,1 kPa.

#### 8.3.5 Práce na palubě plavidla

Na palubě nesmí být prováděny žádné práce vyžadující použití otevřeného plamene nebo elektrického proudu nebo práce způsobující jiskry.

Toto ustanovení se nepoužije

- při kotvicích operacích;
- na služební prostory mimo chráněnou oblast nebo oblast nákladu za předpokladu, že dveře a otvory v těchto prostorách jsou po celou dobu prací uzavřeny a na plavidle se neprovádí nakládka, vykládka nebo proces odplynování; nebo

- Pokud se plavidlo nenachází v blízkosti nebo v určené zóně u břehu a v případě tankového plavidla, má osvědčení o odplynování plavidla v souladu s pododdílem 7.2.3.7.6 nebo povolení od příslušného orgánu nebo v případě plavidla pro suchý náklad, má osvědčení o odplynování chráněné oblasti nebo povolení příslušného orgánu.

Je povoleno použití ručních nástrojů s nízkým jiskřením (šroubováky a klíče z chrom-vanadiové oceli nebo šroubováky a klíče z rovnocenného materiálu z hlediska tvorby jisker) a vhodné vybavení alespoň pro danou zónu.

**Poznámka:** *Kromě toho musí být dodržovány všechny ostatní platné předpisy týkající se bezpečnosti na pracovišti a bezpečnosti provozu.*

## KAPITOLA 8.4

*(VYHRAZENO)*

## KAPITOLA 8.5

*(VYHRAZENO)*



## KAPITOLA 8.6

## DOKLADY

## 8.6.1 Schvalovací osvědčení

## 8.6.1.1 Vzor schvalovacího osvědčení plavidel pro přepravu kusů a látek volně ložených

1	<p>Príslušný orgán: .....</p> <p>Místo pro státní znak a název státu .....</p> <p><b>Schvalovací osvědčení ADN číslo:</b></p> <p>1. Jméno plavidla: .....</p> <p>2. Úřední číslo plavidla: .....</p> <p>3. Druh plavidla: .....</p> <p>4. Dodatečné požadavky: Plavidlo na základě 7.1.2.19.1<sup>1</sup></p> <p style="margin-left: 40px;">Plavidlo na základě 7.2.2.19.3<sup>1</sup></p> <p style="margin-left: 40px;">Plavidlo odpovídá dodatečným předpisům pro stavbu na základě 9.1.0.80 až 9.1.0.95/9.2.0.80 až 9.2.0.95<sup>1</sup></p> <p style="margin-left: 40px;">Plavidlo odpovídá předpisům pro stavbu na základě 9.1.0.12.3 (b) nebo (c), 9.1.0.51 nebo 9.1.0.52<sup>1</sup></p> <p style="margin-left: 40px;">Systém větrání na základě 9.1.0.12.3 (b)<sup>1</sup></p> <p style="margin-left: 40px;">v .....</p> <p style="margin-left: 40px;">Plavidlo odpovídá předpisům pro stavbu na základě 9.1.0.53<sup>1</sup></p> <p style="margin-left: 40px;">Elektrická a neelektrická zařízení a vybavení pro použití v chráněných oblastech:</p> <p style="margin-left: 40px;">Teplotní klasifikace: .....</p> <p style="margin-left: 40px;">Skupina výbušnosti: .....</p> <p>5. Dodatečné poznámky<sup>1</sup> .....</p> <p>6. Platnost tohoto schvalovacího osvědčení končí dne ..... (datum)</p> <p>7. Předchozí schvalovací osvědčení č. .... bylo vystaveno dne ..... (datum)</p> <p style="margin-left: 40px;">kým..... (příslušný orgán)</p> <p>8. Plavidlo je schváleno pro přepravu nebezpečných věcí na základě:</p> <ul style="list-style-type: none"> <li>- inspekce dne<sup>1</sup> (datum) .....</li> <li>- inspekční zprávy uznané klasifikační společností<sup>1</sup></li> <li style="margin-left: 40px;">(jméno klasifikační společnosti)..... (datum).....</li> <li>- inspekční zpráva uznané inspekční institucí<sup>1</sup></li> <li style="margin-left: 40px;">(jméno inspekční instituce)..... (datum).....</li> </ul> <p>9. S povolením rovnocenných zařízení nebo odchylek:<sup>1</sup> .....</p>
---	---

<sup>1</sup> Nehodící se škrtnout nebo netisknout

<b>Prodloužení platnosti schvalovacího osvědčení</b>		<b>2</b>
10.	Na základě zvláštních povolení: <sup>1</sup> .....	
	.....	
	.....	
11.	Vydáno v ..... dne: .....	
	(místo) (datum)	
12.	(Razítko) .....	
	(příslušný orgán)	
	.....	
	(podpis)	
13.	Platnost tohoto schvalovacího osvědčení byla prodloužena podle kapitoly 1.16 ADN	
	do.....	
	(datum)	
14.	..... dne .....	
	(místo) (datum)	
15.	(razítko) .....	
	(příslušný orgán)	
	.....	
	(podpis)	
<sup>1</sup> Nehodící se škrtnout nebo netisknout		

### 8.6.1.2

***Vzor prozatímního schvalovacího osvědčení plavidel pro přepravu kusů a látek volně ložených***

[illegible]

**POZNÁMKA:** Toto vzorové prozatímní osvědčení o schválení může být nahrazeno jediným vzorem osvědčení kombinujícím prozatímní osvědčení o inspekci a prozatímní osvědčení o schválení za podmínky, že tento jediný vzor osvědčení obsahuje tytéž údaje jako vzor uvedený výše a je schválen příslušnými orgány.

## 8.6.1.3

## Vzor schvalovacího osvědčení pro tanková plavidla

Příslušný orgán: ..... (Místo pro státní znak a název státu)		1
<b>Schvalovací osvědčení ADN číslo:</b> .....		
1.	Jméno plavidla: .....	
2.	Úřední číslo plavidla: .....	
3.	Druh plavidla: .....	
4.	Tankové plavidlo typu: .....	
5.	Stav nákladního tanku: <div style="margin-left: 20px;">           1. tlakové tanky <sup>1 2</sup>            2. nákladní tanky, uzavřené <sup>1 2</sup>            3. nákladní tanky otevřené s lapačem plamene <sup>1 2</sup>            4. nákladní tanky, otevřené <sup>1 2</sup> </div>	
6.	Typ nákladních tanků: <div style="margin-left: 20px;">           1. nezávislé nákladní tanky <sup>1 2</sup>            2. integrované nákladní tanky <sup>1 2</sup>            3. stěna nákladních tanků není obšívka <sup>1 2</sup> </div>	
7.	Otevírací tlak ventilů pro vyrovnávání tlaku/vysokorychlostních ventilů/pojistných ventilů ..... kPa <sup>1 2</sup>	
8.	Přídavná zařízení: <div style="margin-left: 20px;"> <ul style="list-style-type: none"> <li>• Zařízení pro odběr vzorku               <div style="margin-left: 20px;">                 Možnost připojení ..... Ano/Ne <sup>1 2</sup>                  Otvor pro odběr vzorku ..... Ano/Ne <sup>1 2</sup> </div> </li> <li>• Postřikovací zařízení ..... Ano/Ne <sup>1 2</sup>                Tlakové poplašné zařízení 40 kPa ..... Ano/Ne <sup>1 2</sup> </li> <li>• Vytápěcí systém               <div style="margin-left: 20px;">                 Možnost vytápění ze břehu ..... Ano/Ne <sup>1 2</sup>                  Topné zařízení na palubě ..... Ano/Ne <sup>1 2</sup> </div> </li> <li>• Chladicí zařízení ..... Ano/Ne <sup>1 2</sup></li> <li>• Inertizační prostředky ..... Ano/Ne <sup>1 2</sup></li> <li>• Prostor s čerpadly pod palubou ..... Ano/Ne <sup>1</sup></li> <li>• Ventilační systém podle 9.3.x.12.4 (b) ..... Ano/Ne <sup>1 3</sup>                V.....</li> <li>• Odpovídá pravidlům pro stavbu podle 9.3.x.12.4 (b) .....                nebo 9.3.x.12.4 (c), 9.3.x.51 a 9.3.x.52 ..... Ano/Ne <sup>1 3</sup></li> <li>• Sběrné plynové potrubí a vyhřívaná zařízení ..... Ano/Ne <sup>1 2</sup></li> <li>• Odpovídá pravidlům pro stavbu, vyplývajícím z připomínky (připomínek).....ve sloupci                (20) tabulky C kapitoly 3.2 <sup>1 2</sup></li> </ul> </div>	
9.	Elektrická a neelektrická zařízení a vybavení pro použití v prostředí s nebezpečím výbuchu: <div style="margin-left: 20px;"> <ul style="list-style-type: none"> <li>• Teplotní třída: .....</li> <li>• Skupina výbušnosti: .....</li> </ul> </div>	
10.	Systémy autonomní ochrany: Skupina/podskupina výbušnosti pro skupinu výbušnosti II B: .....	
11.	Nakládací/vykládací výkon: .....m <sup>3</sup> /h <sup>1</sup> ) nebo viz instrukce pro nakládku a vykládku <sup>1</sup> ).	

<sup>1</sup> Nehodící se škrtnout nebo netisknout

<sup>2</sup> Pokud není jednotný typ nákladních tanků: viz strana 3

<sup>3</sup> Místo "x", uveďte příslušný údaj

2

12. Povolená relativní hustota: .....

13. Doplňující poznámky:

Plavidlo odpovídá pravidlům pro stavbu na základě 9.3.x.12, 9.3.x.51,

9.3.x. 52                      Ano/Ne<sup>1,3</sup>

.....

14. Platnost tohoto schvalovacího osvědčení končí dne ..... (datum)

15. Předchozí schvalovací osvědčení č. .... bylo vydáno dne .....

kým ..... (příslušný orgán)

16. Plavidlo je schváleno pro přepravu nebezpečných věcí uvedených v seznamu látek připuštěných k přepravě v plavidle podle 1.16.1.2.5 na základě:

- inspekce dne<sup>1</sup> (datum) .....

- inspekční zpráva uznané klasifikační společností<sup>1</sup>

(jméno klasifikační společnosti) ..... (datum).....

- inspekční zpráva uznané inspekční institucí<sup>1</sup>

(jméno inspekční instituce).....(datum).....

17. s povolením rovnocenných zařízení nebo odchylek:<sup>1</sup>

.....

18. na základě zvláštních povolení:<sup>1</sup>

.....

19. Vydáno v: ..... dne .....  
(místo) (datum)

20. (Razítko) .....  
(příslušný orgán)

.....  
(podpis)

#### **Prodloužení platnosti schvalovacího osvědčení**

21. Platnost tohoto schvalovacího osvědčení se prodlužuje podle kapitoly 1.16 ADN

do .....  
(datum)

22. ..... dne .....  
(místo) (datum)

23. (Razítko) .....  
(příslušný orgán)

.....  
(podpis)

<sup>1</sup> Nehodící se škrtnout nebo netisknout

<sup>3</sup> Místo "x", uveďte příslušný údaj

<b>3</b>												
Jestliže nejsou všechny nákladní tanky plavidla jednoho typu nebo nemají stejnou konstrukci nebo jestli jejich zařízení nejsou shodná, pak jejich typ, konstrukce a zařízení musí být uvedeno níže:												
Číslo tanku	1	2	3	4	5	6	7	8	9	10	11	12
Tlakový tank												
Nákladní tank zavřený												
Nákladní tank s lapačem plamenů												
Nákladní tank otevřený												
Nezávislý nákladní tank												
Integrovaný nákladní tank												
Stěna nákladního tanku není obšívka												
Otevírací tlak přetlakového ventilu/ vysokorychlostního ventilu v kPa												
Připojení pro zařízení pro odběr vzorků												
Zařízení pro odběr vzorků otevřené												
Postřikovací zařízení												
Tlakové poplašné zařízení 40 kPa												
Možnost vytápění ze břehu												
Topné zařízení na plavidle												
Chladicí zařízení												
Plynové sběrné potrubí a zařízení vytápěné												
Odpovídá pravidlům pro stavbu, vyplývajícím z přípomínky (přípomínek).....ve sloupci (20) tabulky C kapitoly 3.2												

#### 8.6.1.4 *Vzor prozatímního schvalovacího osvědčení pro tanková plavidla*

1

Příslušný orgán: .....  
(Místo pro státní znak a název státu)

**Prozatímní schvalovací osvědčení ADN číslo:** .....

- Jméno: .....
- Úřední číslo: .....
- Druh: .....
- Tanková plavidlo typu: .....
- Stav nákladního tanku:
  - Nezávislé tanky<sup>1 2</sup>
  - Integrované nákladní tanky<sup>1 2</sup>
  - Stěna nákladního tanku není obšívka<sup>1 2</sup>
  - Nákladní tanky, otevřené<sup>1 2</sup>
- Typ nákladních tanků:
  - tlakové nákladní tanky<sup>1 2</sup>
  - uzavřené nákladní tanky<sup>1 2</sup>
  - otevřené nákladní tanky s lapačem plamene<sup>1 2</sup>
- Otevírací tlak vysokorychlostního ventilu/pojistného ventilu v kPa<sup>1 2</sup>
- Přídavná zařízení:
  - Zařízení pro odběr vzorku
 

Možnost připojení	Ano/Ne	<sup>1 2</sup>
Otvor pro odběr vzorku	Ano/Ne	<sup>1 2</sup>
  - Postřikovací zařízení
 

Tlakové poplašné zařízení 40 kPa	Ano/Ne	<sup>1 2</sup>
----------------------------------	--------	----------------
  - Vytápěcí systém:
 

Možnost vytápění ze břehu	Ano/Ne	<sup>1 2</sup>
Topné zařízení na palubě	Ano/Ne	<sup>1 2</sup>
  - Chladicí zařízení
 

	Ano/Ne	<sup>1 2</sup>
--	--------	----------------
  - Inertizační prostředky
 

	Ano/Ne	<sup>1 2</sup>
--	--------	----------------
  - Prostor s čerpadly pod palubou
 

	Ano/Ne	<sup>1</sup>
--	--------	--------------
  - Ventilační systém podle 9.3.x.12.4 (b)
 

	Ano/Ne	<sup>1 3</sup>
--	--------	----------------
  - Odpovídá pravidlům pro stavbu podle 9.3.x.12.4 (b) nebo 9.3.x.12.4 (c), 9.3.x.51 a 9.3.x.52
 

	Ano/Ne	<sup>1 3</sup>
--	--------	----------------
  - Sběrné plynové potrubí a vyhřívaná zařízení
 

	Ano/Ne	<sup>1 2</sup>
--	--------	----------------
  - Odpovídá pravidlům pro stavbu, vyplývajícím z přípomínky (připomínek).....ve sloupci (20) tabulky C kapitoly 3.2<sup>1 2</sup>
- Elektrická a neelektrická zařízení a vybavení pro použití v prostředí s nebezpečím výbuchu:
  - Teplotní třída: .....
  - Skupina výbušnosti: .....
- Systémy autonomní ochrany:
 

Skupina/podskupina výbušnosti pro skupinu výbušnosti II B: .....

<sup>1</sup> Nehodící se škrtnout nebo netisknout  
<sup>2</sup> Pokud není jednotný typ nákladních tanků: viz strana 3  
<sup>3</sup> Místo "x", uveďte příslušný údaj

11. Nakládací/vykládací výkon: .....m<sup>3</sup>/h<sup>1</sup>) nebo viz instrukce pro nakládku a vykládku<sup>1</sup>).
12. Povolená relativní hustota: .....
13. Doplňující poznámky: .....  
 Plavidlo odpovídá pravidlům pro stavbu na základě 9.3.x.12, 9.3.x.51,  
 9.3.x. 52 .....Ano/Ne<sup>1,3</sup>  
 .....  
 .....
14. Prozatímní schvalovací osvědčení je platné
- 14.1 do<sup>1</sup> .....
- 14.2 pro jednotlivou plavbu od<sup>1</sup> .....do .....
15. Vydáno v: .....dne .....  
 (místo) (datum)
16. (Razítko) .....  
 (příslušný orgán)  
 .....  
 (podpis)

<sup>1</sup> Nehodící se škrtnout nebo netisknout

<sup>2</sup> Pokud není jednotný typ nákladních tanků: viz strana 3

<sup>3</sup> Místo "x", uveďte příslušný údaj

**POZNÁMKA:** Toto vzorové prozatímní osvědčení o schválení může být nahrazeno jediným vzorem osvědčení kombinujícím prozatímní osvědčení o inspekci a prozatímní osvědčení o schválení za podmínky, že tento jediný vzor osvědčení obsahuje tytéž údaje jako vzor uvedený výše a je schválen příslušnými orgány.



3												
Když nejsou všechny nákladní tanky plavidla jednoho typu nebo nemají stejnou konstrukci nebo jestli jejich zařízení nejsou shodná, pak jejich typ, konstrukce a zařízení musí být uvedeno níže:												
Číslo tanku	1	2	3	4	5	6	7	8	9	10	11	12
Tlakový tank												
Nákladní tank uzavřený												
Nákladní tank otevřený s lapačem plamene												
Nákladní tank otevřený												
Nezávislý nákladní tank												
Integrovaný nákladní tank												
Stěna nákladního tanku není obšívka												
Otevírací tlak přetlakového ventilu/ vysokorychlostního ventilu v kPa												
Připojení pro zařízení pro odběr vzorků												
Zařízení pro odběr vzorků otevřené												
Postřikovací zařízení												
Tlakové poplašné zařízení 40 kPa												
Možnost vytápění ze břehu												
Topné zařízení na plavidle												
Chladicí zařízení												
Plynové sběrné potrubí a zařízení vytápěné												
Odpovídá pravidlům pro stavbu, vyplývajícím z připomínky (připomínek).....ve sloupci (20) tabulky C kapitoly 3.2												

8.6.1.5      *Příloha ke schvalovacímu osvědčení a dočasnému schvalovacímu osvědčení v souladu s bodem 1.16.1.3.1 (a)*

<div>Příloha ke schvalovacímu osvědčení</div> <div>1. Číslo registrace .....</div> <div>2. Typ plavidla .....</div> <div>3. Přechodná ustanovení, použitelnost</div>	Schvalovací osvědčení ADN č.:				
	Příslušný orgán				
	Datum vystavení				
	Platné do				
	Razítko a podpis				

Razítko a podpis					
Platné do					
Datum vystavení					
Příslušný orgán					
Schvalovací osvědčení / ADN č.:					

**8.6.2 Osvědčení o zvláštních znalostech ADN podle 8.2.1.3, 8.2.1.5 nebo 8.2.1.7**

(Přední strana)

(**)	
Osvědčení o zvláštních znalostech ADN	
1. (Číslo osvědčení)	Fotografie držitele
2. (Příjmení)	
3. (Jméno(a))	
4. (Datum narození DD/MM/RRRR)	
5. (Státní příslušnost)	
6. (Podpis držitele)	
7. (Vydávající orgán)	
8. PLATNÉ DO: (DD/MM/RRRR)	

(Zadní strana)

1. (Číslo osvědčení)
Toto osvědčení je platné pro zvláštní znalosti ADN podle: (Vložit odpovídající pododdíl 8.2.1 ADN, pokud je to vhodné s poznámkou "pouze pro plavidla pro suchý náklad" nebo "pouze pro tanková plavidla".)

\*\* Písmenný(é) kód(y) používaný(é) v mezinárodní námořní dopravě (CEVNI – Příloha 1).

8.6.3                      **Kontrolní list ADN**

KONTROLNÍ LIST ADN1

týkající se dodržení bezpečnostních ustanovení o provedení potřebných opatření pro nakládku/vykládku

- Údaje k plavidlu

.....  
(jméno plavidla)

.....  
(druh plavidla)

č. ....  
(úřední číslo)

- Údaje k nakládce nebo vykládce

.....  
(překladiště)

.....  
(datum)

.....  
(místo)

.....  
(čas)

- Údaje o nákladu uvedené v přepravním dokladu

Množství m <sup>3</sup>	Oficiální pojmenování pro přepravu***	UN číslo nebo Identifikační číslo látky	Nebezpečí*	Obalová skupina
.....	.....	.....	.....	.....
.....	.....	.....	.....	.....
.....	.....	.....	.....	.....

- Údaje o předchozím nákladu \*\*

Oficiální pojmenování pro přepravu***	UN číslo nebo Identifikační číslo látky	Nebezpečí*	Obalová skupina
.....	.....	.....	.....
.....	.....	.....	.....
.....	.....	.....	.....

\* Nebezpečí uvedená ve sloupci (5) tabulky C, pokud jsou relevantní (pokud jsou uvedena v přepravním dokladu v souladu s 5.4.1.1.2 (c).

\*\* Vyplňuje se pouze , pokud má být plavidlo vyloženo.

\*\*\* Oficiální pojmenování pro přepravu uvedené ve sloupci (2) tabulky C kapitoly 3.2, případně doplněné technickým názvem v závorce.

2							
<b>Nakládací/vykládací výkon</b> (nevyplňuje se při nakládce nebo vykládce plynů)							
Oficiální pojmenování pro přepravu**	Číslo tanku	Dohodnutý nakládací/vykládací výkon					
		Začátek		Střed		Konec	
		Výkon m³/h	Množství m³	Výkon m³/h	Množství m³	Výkon m³/h	Množství m³
.....	.....	.....	.....	.....	.....	.....	.....
.....	.....	.....	.....	.....	.....	.....	.....
.....	.....	.....	.....	.....	.....	.....	.....

Je nakládací potrubí vyprázdněno resp. odsáto nákladním zařízením na břehu/na plavidle po nakládce nebo vykládce do prázdna?\*

**vytlačení\***

**odsátím\***

Pokud vytlačení, pak jakým způsobem?

.....

(např. vzduchem, inertním plynem, hadicí)

.....kPa

(nejvyšší přípustný tlak v nákladním tanku)

.....litrů

(odhadované zbytkové množství)

**Otázky pro velitele plavidla nebo jím pověřenou osobu na plavidle a odpovědnou osobu na překladišti**

S nakládkou nebo vykládkou je možné začít pouze tehdy, pokud jsou všechny následující otázky kontrolního listu překontrolovány a označeny písmenem "X", tj. zodpovězeny slovem "ano" a list je podepsán oběma osobami.

Nehodící se otázky se škrtnou.

Jestliže všechny otázky nemohou být zodpovězeny "ANO", může být nakládka/vykládka provedena pouze se souhlasem příslušného orgánu.

\* Nehodící se škrtněte.

\*\* Oficiální pojmenování pro přepravu uvedené ve sloupci (2) tabulky C kapitoly 3.2, doplněné, pokud je to vhodné, technickým názvem v závorkách.

	Plavidlo	Místo nakládky/ vykládky	3
1. Je plavidlo schváleno pro přepravu tohoto nákladu?	O*	O*	
2. (Vyhrazeno)			
3. Je plavidlo dobře uvázáno vzhledem k místním poměrům?	O	—	
4. Je plavidlo vybaveno vhodnými prostředky podle 7.2.4.77 pro opuštění plavidla, i v případech nouzové situace?	O	O	
5. Je zajištěno účinné osvětlení místa nakládky/vykládky a únikových cest?	O	O	
6. Spojení plavidlo /pevnina			
6.1 Je potrubí pro nakládku a vykládku mezi plavidlem a břehem v uspokojivém stavu?	—	O	
Je správně připojeno?	—	O	
6.2 Jsou všechny spojovací příruby opatřeny vhodným těsněním?	—	O	
6.3 Jsou všechny spojovací šrouby nasazeny a přitáhnuty?	O	O	
6.4 Jsou všechna kolena kloubů volně pohyblivá ve všech směrech a mají hadice dostatek prostoru pro snadný pohyb?	—	O	
7. Jsou všechny nepoužívané přípojky nakládacího/vykládacího potrubí a sběrného plynového potrubí řádně zaslepeny přírubou?	O	O	
8. Jsou pod používáními přípojkovými přírubami vhodné prostředky pro sběr odkapu a jsou prázdné?	O	O	
9. Jsou odstraněna všechna odnímatelná spojení jak mezi balastním a drenážním potrubím, tak mezi nakládacím/vykládacím potrubím?	O	—	
10. Je po celou dobu nakládky/vykládky zajištěn nepřetržitý a účinný dozor?	O	O	
11. Je zajištěno dorozumívání mezi plavidlem a pevninou?	O	O	
12.1 Je sběrné plynové potrubí pro plyn při nakládce napojeno na zpětné plynové potrubí na pevninu - je-li to vyžadováno resp. existuje-li?	O	O	
12.2 Je zařízením na pevnině zajištěno tak, aby v místě předání tlak nepřesáhl otevírací tlak přetlakového ventilu/ vysokorychlostního ventilu (tlak v místě propojení zpětného potrubí a odvětrávacího potrubí ____ kPa)?	—	O*	
12.3 Pokud je podle kapitoly 3.2, tabulky C, sloupec (17) vyžadována ochrana před výbuchem, zajišťuje zařízení na břehu, že jeho plynové zpětné potrubí je takové, že je plavidlo chráněno proti detonacím a prošlehnutím plamene ze břehu?	—	O	
13. Jsou známá opatření týkající se zastavení v případě "nouze" nebo "poplach"?	O	O	

\* Vyplňuje se pouze v případě, že má být plavidlo naloženo

	Plavidlo	Překladiště <sup>4</sup>
14. Kontrola nejdůležitějších provozních předpisů: - Jsou předepsaná hasicí zařízení a hasicí přístroje provozuschopná? - Byly všechny ventily a jiná uzávěrová zařízení zkontrolována z hlediska správné polohy otevřeno-zavřeno? - Je nařízen všeobecný zákaz kouření? - Jsou topná zařízení s otevřeným plamenem vypnuta? - Jsou radarové přístroje bez napětí? - Jsou všechna elektrická zařízení s červeným označením odpojena? - Jsou zavřené všechny dveře a okna?	O O O O O O O O O	O O O — — — — — —
15.1 Je výstupní tlak vlastního lodního vykládacího čerpadla nastaven na přípustný provozní tlak zařízení na břehu? (odsouhlasený tlak ____ kPa)	O	—
15.2 Je výstupní tlak břehového nakládacího čerpadla seřízen na povolený provozní tlak zařízení na plavidle? (potvrzený tlak ____ kPa)	—	O
16. Je zapojen výstražný přístroj úrovně hladiny?	O	—
17. Je následující systém zapojený, provozuschopný a zkontrolovaný? Zařízení proti přeplnění <input type="checkbox"/> v případě nakládky <input type="checkbox"/> v případě vykládky  Zařízení pro vypnutí lodního čerpadla z nábrežního zařízení (pouze v případě vykládky plavidla)	O  O	O  O



		Plavidlo	Překladiště <sup>5</sup>
18.	Vyplnit jen v případě, že se nakládá nebo vykládá látka, pro kterou je vyžadovaná přeprava v uzavřeném tankovém plavidle nebo v otevřeném tankovém plavidle, které má zajištění proti prošlehnutí plamene.:  Jsou poklopy nákladních tanků, inspekční otvory a otvory pro odběr vzorků uzavřeny nebo chráněny pojistkami proti prošlehnutí plamene splňující požadavky ve sloupci (16) Tabulky C kapitoly 3.2?	O	–
19.	Při přepravě hluboce zchlazených zkapalněných plynů byla v souladu s 7.2.4.16.16 určena udržovací doba, je známa a uvedena v dokumentaci na palubě.	O**	O**
Přezkoušeno, vyplněno a podepsáno Za plavidlo: ..... (jméno velkými písmeny) ..... (podpis)		Za místo nakládky/vykládky: ..... (jméno velkými písmeny) ..... (podpis)	
** Vyplňuje se pouze v případě, že má být plavidlo naloženo			

**Vysvětlivky:****Otázka 3:**

Pod pojmem "dobře uvázaná" se rozumí, že plavidlo je k přístavnímu molu nebo k překladištní rampě připevněna takovým způsobem, že bez nadměrného působení třetích osob nemůže provést žádný pohyb v žádném směru, který by mohl přetížit překládkové zařízení. Přitom je zapotřebí počítat s pohyby vodní hladiny na tomto místě a se zvláštnostmi překládky.

**Otázka 4:**

Musí být možno bezpečně uniknout z plavidla v kterémkoliv okamžiku. Není-li k dispozici žádná nebo pouze jedna úniková cesta na břeh pro rychlý únik z plavidla v případě nouze, má být plavidlo opatřeno vhodnými únikovými prostředky, jestli to je vyžadováno podle 7.2.4.77.

**Otázka 6:**

Platné inspekční osvědčení pro komplety hadic musí být k dispozici na palubě. Materiál potrubí pro nakládku a vykládku musí být schopen odolat očekávaným zatížením a být vhodný pro přemístění příslušných látek. Potrubí pro nakládku a vykládku mezi plavidlem a břehem musí být umístěno tak, že nemůže být poškozeno při obvyklých pohybech plavidla během nakládacího a vykládacího procesu nebo při proměnlivosti vody. Kromě toho všechny přírubové spoje musí být opatřeny vhodnými těsněními a dostatečnými šroubovými spoji, aby se vyloučila možnost úniku.

**Otázka 10:**

Nakládku/vykládku musí být na plavidle a na pevnině dozorována takovým způsobem, aby byla ihned rozeznána nebezpečí v oblasti potrubí pro nakládku a vykládku mezi plavidlem a břehem. Pokud je dozor prováděn pomocí technických prostředků, musí mezi zařízením na břehu a plavidlem být dohodnuto, jakým způsobem dozor je zajištěn.

**Otázka 11:**

Pro bezpečný proces nakládky/vykládky je potřebné dobré dorozumění mezi plavidlem a břehem. K tomuto účelu se smí telefon a rádiová vysílačka použít jen v tom případě, když jsou dobře jištěny a jsou-li umístěny v dosahu osoby, která koná dozor.

**Otázka 13:**

Před začátkem nakládky/vykládky se musí zástupce zařízení na pevnině a velitel plavidla nebo jím pověřená osoba dohodnout ohledně přijatých postupů. Je zapotřebí počítat se zvláštními vlastnostmi látky, která má být nakládána a vykládána.

**Otázka 17:**

K zabránění zpětného proudu ze zařízení na břehu, je také nutné zapnout jistící zařízení pro zamezení přelití na palubě plavidla během vykládky. Zapnutí tohoto zařízení je povinným během nakládky a možné během vykládky. Vypustit tuto otázku, když zapnutí daného zařízení není během vykládky nutné.

## 8.6.4 Kontrolní list odplynování do přijímacích zařízení

<b>1</b>																								
<b>Kontrolní list ADN</b>																								
týkající se dodržení bezpečnostních ustanovení o provedení potřebných opatření pro odplynování do odvětrávacího zařízení																								
<p>– <b>Údaje k plavidlu</b></p> <div style="display: flex; justify-content: space-between; margin-top: 10px;"> <div style="width: 45%;"> <p>..... (jméno plavidla)</p> <p>..... (druh plavidla)</p> </div> <div style="width: 45%;"> <p>Č. .... (úřední číslo)</p> </div> </div> <p>– <b>Údaje k odvětrávacímu zařízení</b></p> <div style="display: flex; justify-content: space-between; margin-top: 10px;"> <div style="width: 45%;"> <p>..... (odvětrávací zařízení)</p> <p>..... (datum)</p> </div> <div style="width: 45%;"> <p>..... (místo)</p> <p>..... (čas)</p> </div> </div> <p>Přijímací zařízení schváleno dle CDNI <span style="margin-left: 20px;"><input type="checkbox"/> Ano <input type="checkbox"/> Ne</span></p> <p>– <b>Údaje o předchozím nákladu v tanku před odplynováním, jak je uvedeno v přepravním dokladu</b></p> <table border="1" style="width: 100%; border-collapse: collapse; margin-top: 10px;"> <thead> <tr> <th style="width: 10%;">Nákladní tank #</th> <th style="width: 15%;">Množství v m<sup>3</sup></th> <th style="width: 20%;">Oficiální pojmenování pro přepravu**</th> <th style="width: 25%;">UN číslo nebo identifikační číslo látky</th> <th style="width: 15%;">Nebezpečí*</th> <th style="width: 15%;">Obalová skupina</th> </tr> </thead> <tbody> <tr> <td>.....</td> <td>.....</td> <td>.....</td> <td>.....</td> <td>.....</td> <td>.....</td> </tr> <tr> <td>.....</td> <td>.....</td> <td>.....</td> <td>.....</td> <td>.....</td> <td>.....</td> </tr> <tr> <td>.....</td> <td>.....</td> <td>.....</td> <td>.....</td> <td>.....</td> <td>.....</td> </tr> </tbody> </table>	Nákladní tank #	Množství v m <sup>3</sup>	Oficiální pojmenování pro přepravu**	UN číslo nebo identifikační číslo látky	Nebezpečí*	Obalová skupina	.....	.....	.....	.....	.....	.....	.....	.....	.....	.....	.....	.....	.....	.....	.....	.....	.....	.....
Nákladní tank #	Množství v m <sup>3</sup>	Oficiální pojmenování pro přepravu**	UN číslo nebo identifikační číslo látky	Nebezpečí*	Obalová skupina																			
.....	.....	.....	.....	.....	.....																			
.....	.....	.....	.....	.....	.....																			
.....	.....	.....	.....	.....	.....																			

\* Nebezpečí uvedená ve sloupci (5) tabulky C, pokud jsou relevantní (pokud jsou uvedena v přepravním dokladu v souladu s 5.4.1.1.2 (c)).

\*\* Oficiální pojmenování pro přepravu uvedené ve sloupci (2) tabulky C kapitoly 3.2, případně doplněné technickým názvem v závorce.

<b>2</b>		
<b>Rychlost odplynování</b>		
Pojmenování pro přepravu**	Číslo nákladního tanku	Odsouhlasená rychlost odplynování rychlost m <sup>3</sup> /h
..... ..... .....	..... ..... .....	..... ..... .....

**Otázky pro velitele plavidla nebo jím pověřenou osobu na plavidle a odpovědnou osobu na přijímacím zařízení**

S odplynováním je možné začít pouze tehdy, pokud jsou všechny následující otázky kontrolního listu překontrolovány a označeny písmenem "X", tj. zodpovězeny slovem "ANO" a list je podepsán oběma osobami.

Nehodící se otázky se škrtnou.

Jestliže všechny otázky nemohou být zodpovězeny "ANO", může být odplynování provedeno pouze se souhlasem příslušného orgánu

\*\* Oficiální pojmenování pro přepravu uvedené ve sloupci (2) tabulky C kapitoly 3.2, doplněné, pokud je to vhodné, technickým názvem v závorkách.

	plavidlo	<b>3</b> odvětrávací zařízení
1. Je plavidlo dobře ukotveno s ohledem na místní okolnosti?	O	–
2. Je odplynovací potrubí mezi plavidlem a odvětrávacím zařízením v uspokojivém stavu?	–	O
Jsou správně připojeny a jsou v potrubí mezi plavidlem a odvětrávacím zařízením namontovány vhodné pojistky proti prošlehnutí plamene?	O	O
3. Jsou všechny nepoužívané přípojkové příruby potrubí pro nakládku a vykládku a odvětrávací potrubí správně vyprázdněny?	O	O
4. Je po celou dobu odplynování zajištěn nepřetržitý a odpovídající dozor?	O	O
5. Je zajištěna komunikace mezi plavidlem a odvětrávacím zařízením?	O	O
6.1 Je odvětrávací zařízení zajištěno tak, aby tlak v místě připojení nemohl překročit otevírací tlak vysokorychlostního ventilu (tlak v místě propojení __ kPa)?	–	O*
6.2 Je přívod vzduchu součástí uzavřeného systému nebo je vybaven pružinovým nízkotlakým ventilem?	–	O**
6.3 Pokud je podle kapitoly 3.2, tabulky C, sloupec (17) vyžadována ochrana před výbuchem, zajišťuje zařízení na břehu, že jeho plynové zpětné potrubí je takové, že je plavidlo chráněno proti detonacím a prošlehnutím plamene ze břehu?	–	O
7. Jsou známa opatření týkající se zastavení v případě "nouze" nebo "poplach"?	O	O

\* *Nepoužitelné pokud se pro vytváření proudění vzduchu používá vakuum.*

\*\* *Použitelné pouze v případě, že se pro vytváření proudění vzduchu používá vakuum.*

		plavidlo	odvětrávací zařízení <sup>4</sup>
8.	Kontrola nejdůležitějších provozních předpisů:		
	– Jsou předepsaná hasicí zařízení a hasicí přístroje provozuschopné?	O	O
	– Byly všechny ventily a jiná uzávěrová zařízení zkontrolována z hlediska správné polohy otevřeno-zavřeno?	O	O
	– Je nařízen všeobecný zákaz kouření?	O	O
	– Jsou topná zařízení s otevřeným plamenem vypnuta?	O	–
	– Jsou radarové přístroje bez napětí?	O	–
	– Jsou všechna elektrická zařízení s červeným označením odpojena?	O	–
	– Jsou zavřená všechna okna a dveře?	O	–
9.1	Je vstupní tlak lodního potrubí nastaven na přípustný provozní tlak odvětrávacího zařízení? (odsouhlasený tlak ___ kPa)	O	–
9.2	Je výstupní tlak potrubí odvětrávacího zařízení nastaven na přípustný provozní tlak zařízení na plavidle? (odsouhlasený tlak ___ kPa)	–	O
10.	Jsou otvory nákladních tanků a inspekční, měřicí a odběrové otvory uzavřeny nebo chráněny pojistkami proti prošlehnutí plamene v dobrém stavu?	O	–
Zkontrolováno, vyplněno a podepsáno za plavidlo:		Za odvětrávací zařízení:	
.....		.....	
(jméno hůlkovým písmem)		(jméno hůlkovým písmem)	
.....		.....	
(podpis)		(podpis)	

### Vysvětlivky

#### Otázka 1:

„Dobře ukotvené“ znamená, že plavidlo je připevněno k molu nebo odvětrávacímu zařízení takovým způsobem, že bez zásahu třetí osoby bude zabráněno pohybu plavidla v jakémkoli směru, který by mohl bránit odplynění. Je třeba vzít v úvahu stanovené nebo předvídatelné odchylky hladiny vody v daném místě a zvláštní okolnosti.

#### Otázka 2:

Materiál potrubí musí být schopen odolat očekávaným rychlostem a být vhodný pro odplynění. Potrubí mezi plavidlem a odvětrávacím zařízením musí být umístěno tak, aby nemohlo být poškozeno běžnými pohyby plavidla během procesu odplynění nebo změnami vody.

#### Otázka 4:

Odplynění musí být pod dohledem na palubě i v překladišti, aby bylo možné okamžitě rozpoznat nebezpečí, která se mohou objevit v blízkosti potrubí mezi plavidlem a odvětrávacím zařízením. Pokud je dohled prováděn dodatečnými technickými prostředky, musí být mezi odvětrávacím zařízením a plavidlem dohodnuto, jak bude zajištěn.

#### Otázka 5:

Pro bezpečný proces odplynění je nutná dobrá komunikace mezi plavidlem a břehem. Pro tento účel mohou být telefonní a rádiová zařízení používána pouze v případě, že jsou chráněna před výbuchem a umístěna v dosahu dozoru.

#### Otázka 7:

Před zahájením odplynění se musí zástupce odvětrávacího zařízení a vůdce plavidla nebo jím pověřená osoba dohodnout na použitelném postupu. Je třeba vzít v úvahu specifické vlastnosti látek, které mají být odplyněny.

**ČÁST 9**

**PŘEDPISY PRO STAVBU PLAVIDEL**

## KAPITOLA 9.1

### PŘEDPISY PRO STAVBU PLAVIDEL PŘEPRAVUJÍCÍ SUCHÝ NÁKLAD

#### 9.1.0 Předpisy pro stavbu plavidel přepravujících suchý náklad

Předpisy 9.1.0.0 až 9.1.0.79 platí pro plavidla přepravující suchý náklad.

##### 9.1.0.0 *Stavební materiály*

Trup musí být postaven z lodní oceli nebo z jiného přinejmenším rovnocenného kovu, přičemž tato rovnocennost se týká mechanických vlastností a odolnosti proti vlivu teploty a ohně.

##### 9.1.0.1 *Dokumentace plavidla*

**POZNÁMKA:** Pro účely tohoto odstavce má pojem „vlastník“ stejný význam jako v 1.16.0.

Dokumentace plavidla musí být uchovávána vlastníkem, který musí být schopen poskytnout tuto dokumentaci na požádání příslušného orgánu a uznané klasifikační společnosti.

Dokumentace plavidla musí být udržována a novelizována po celou dobu životnosti plavidla a musí být uchována ještě po dobu 6 měsíců po vyřazení plavidla z provozu.

Pokud by došlo během životnosti plavidla ke změně vlastníka, musí být dokumentace plavidla předána novému vlastníkovi.

Kopie dokumentace plavidla nebo všech potřebných dokumentů musí být na požádání poskytnuta příslušnému orgánu pro vydání schvalovacího osvědčení a uznané klasifikační společnosti nebo inspekční organizaci pro první inspekci, periodickou inspekci, zvláštní inspekci nebo mimořádné kontroly.

##### 9.1.0.2 -

##### 9.1.0.10 *(Vyhrazeno)*

##### 9.1.0.11 *Nákladní prostory*

- 9.1.0.11.1 (a) Každý nákladní prostor musí být vpředu a vzadu ohraničen vodotěsnými kovovými přepážkami.  
(b) Nákladní prostory nesmí mít žádnou společnou přepážku s palivovými tanky.

9.1.0.11.2 Podlaha nákladních prostor musí být vyrobena takovým způsobem, aby ji bylo možné čistit a vysoušet.

9.1.0.11.3 Kryty jícnu nákladních prostor musí být odolné proti stříkající vodě a odolné proti povětrnostním vlivům nebo musí být zakryté vodotěsnou plachtou.

Plachty, které se používají k zakrytí nákladních prostor, musí být těžko zápalné.

9.1.0.11.4 V nákladních prostorech nesmí být umístěno žádné topné zařízení.

##### 9.1.0.12 *Větrání*

9.1.0.12.1 Každý nákladní prostor musí být větrán dvěma na sobě nezávislými sacími ventilátory. Kapacita těchto ventilátorů musí být stanovena takovým způsobem, aby mohl být obsah vzduchu nákladního prostoru zcela vyměněn nejméně pětkrát za hodinu. Odsávací šachty musí být vedeny ve vzdálenosti 50 mm od podlahy nákladního prostoru a nacházet se na jejich nejkrajnějších koncích. Proudění plynů a výparů k odsávací šachtě musí být zabezpečeno i při přepravě volně sypaných nákladů.

Pokud jsou odsávací šachty odnímatelné, musí být vhodné pro sestavení s ventilátorem a musí být možné je bezpečně upevnit. Musí být zajištěna ochrana před povětrnostními vlivy a stříkající vodou. Během ventilace musí být zabezpečen přívod vzduchu.

9.1.0.12.2 Větrací zařízení v nákladním prostoru musí být umístěno takovým způsobem, aby nebezpečné plyny nemohly proniknout do obytných prostor, kormidelny nebo do prostor strojovny.

- 9.1.0.12.3 (a) Obytné prostory, kormidelna a provozní prostory musí být vybaveny větráním.
- (b) Systém větrání v takových prostorách musí splňovat následující požadavky:
- (i) Nasávání vzduchu větracího systému musí být umístěno co nejdále, a minimálně 6,00 m od chráněné oblasti, a minimálně 2,00 m nad palubou;
  - (ii) V prostorách se může udržovat přetlak nejméně 0,1 kPa (0,001 baru);
  - (iii) Je zabudováno poplašné zařízení pro případ poruchy;
  - (iv) Větrací systém, včetně poplašného zařízení pro případ poruchy, musí být minimálně typ „omezené riziko výbuchu“;
  - (v) Systém detekování plynu odpovídající níže uvedeným podmínkám 1 až 4 je připojen na větrací systém:
    - 1. Je vhodný pro použití minimálně v zóně 1, skupiny výbušnosti IIC a teplotní třídy T6;
    - 2. Je vybaven čidly:
      - Na sacích otvorech větracího systému; a
      - Přímo pod vrchní hranou prahu vstupních dveří;
    - 3. Jeho čas  $t_{90}$  je nižší nebo se rovná 4 s;
    - 4. Měření musí být neustálé;
  - (vi) V provozních prostorách je větrací systém napojen na nouzové osvětlení, které musí být minimálně typ „omezené riziko výbuchu“;  
Toto nouzové osvětlení není nutné, pokud je osvětlení v provozních prostorách minimálně typu „omezené riziko výbuchu“;
  - (vii) Sání větracího systému, instalací a zařízení, která nesplňují požadavky 9.1.0.51 a 9.1.0.52.1 musí být uzavřeno, pokud je dosaženo koncentrace, která se rovná 20 % dolní meze výbušnosti n-hexanu;  
Vypínání musí být v obytných prostorách a v prostoru kormidelny viditelně a slyšitelně signalizováno;
  - (viii) V případě selhání větracího systému nebo instalací detekce plynu v obytných prostorách, instalace a zařízení v obytných prostorách, které nesplňují požadavky 9.1.0.51 a 9.1.0.52.1 musí být vypnuta;  
Vypínání musí být v obytných prostorách, v prostoru kormidelny a na palubě viditelně a slyšitelně signalizováno;
  - (ix) V případě selhání větracího systému nebo instalací detekce plynu v kormidelně nebo provozních prostorách, instalace a zařízení v těchto prostorách, které nesplňují požadavky 9.1.0.51 a 9.1.0.52.1 musí být vypnuta;  
Vypínání musí být v v prostoru kormidelny a na palubě viditelně a slyšitelně signalizováno; Pokud se poplach nevypne, musí být automaticky předán do obytných prostor;
  - (x) Jakékoli vypnutí musí nastat okamžitě a automaticky a, je-li to nutné, musí zapnout nouzové osvětlení;  
Zařízení automatického vypínání je nastaveno tak, aby k automatickému vypnutí nedošlo v době, kdy plavidlo pluje;
- (c) Pokud v prostoru není větrací systém nebo větrací systém prostoru nesplňuje požadavky uvedené výše v bodě (b), instalace nebo vybavení přítomné v takovém prostoru může, pokud se zapne, dát vzniknout povrchovým teplotám vyšším než uvedeným v 9.1.0.51, nebo které nesplňuje požadavky uvedené v 9.1.0.52.1, musí být možné je vypnout.
- 9.1.0.12.4 Na větracích otvorech musí být umístěny štítky uvádějící podmínky, za nichž mají být otvory uzavřeny. Všechny větrací otvory obytných prostor, kormidelny a provozních prostor, které vedou ven mimo chráněnou oblast musí být umístěny minimálně 2,00 m od chráněné oblasti.  
Všechny větrací otvory musí být vybaveny napevno zabudovaným zařízením v souladu s 9.1.0.40.2.2 (c), které umožní jejich rychlé uzavření. Musí být zřejmé, zda jsou otevřené nebo zavřené.
- 9.1.0.12.5 Ventilátory včetně motorů, které se používají uvnitř chráněné oblasti a motory pro ventilátory nákladového prostoru, které jsou uspořádány pro použití v zóně 1. Musí splňovat minimálně požadavky na teplotní třídu T4 a skupinu výbušnosti II B.



9.1.0.12.6 Požadavky 9.1.0.12.3 (b) nebo (c) musí být splněny pouze, pokud se plavidlo nachází uvnitř nebo v bezprostřední blízkosti určené zóny u břehu.

**9.1.0.13** -

**9.1.0.16** **(Vyhrazeno)**

**9.1.0.17** **Obytné a provozní prostory**

9.1.0.17.1 Obytné prostory musí být od nákladních prostor odděleny kovovými přepážkami bez otvorů.

9.1.0.17.2 Otvory obytných prostor a kormidelny, které jsou nasměrovány k nákladním prostorům, musí být možné plynotěsně uzavřít.

9.1.0.17.3 Přístupy a otvory do strojoven a provozních prostor nesmí být nasměrovány směrem k chráněné oblasti.

**9.1.0.18** **(Vyhrazeno)**

**9.1.0.19** **(Vyhrazeno)**

**9.1.0.20** **Balastní voda**

Dvojitě boky a dvojitě dno smí být zařízeny pro příjem balastní vody.

**9.1.0.21** -

**9.1.0.30** **(Vyhrazeno)**

**9.1.0.31** **Stroje**

9.1.0.31.1 Smějí být instalovány pouze spalovací motory, které jsou provozovány palivem, které má bod vzplanutí vyšší než 55 °C. Toto ustanovení neplatí pro motory s vnitřním spalováním, které jsou součástí pohonných a pomocných systémů. Tyto systémy musí splňovat požadavky Kapitoly 30 a Přílohy 8, oddílu 1 Evropské Normy, která stanoví Technické požadavky pro plavidla vnitrozemské plavby (ES-TRIN) ve znění pozdějších předpisů<sup>1</sup>.

9.1.0.31.2 Větrací otvory strojoven a sací otvory motorů, jestliže tyto nenasávají vzduch přímo ze strojovny, musí být vzdálené minimálně 2,00 m od chráněné oblasti.

9.1.0.31.3 V chráněné oblasti musí být vyloučen vznik jisker.

**9.1.0.32** **Palivové tanky**

9.1.0.32.1 Dvojitá dna v oblasti nákladních prostor mohou být použita jako palivové tanky, pokud je jejich výška minimálně 0,60 m. Rozvody paliva a otvory těchto tanků v nákladních prostorech jsou zakázány.

9.1.0.32.2 Odvětrávací potrubí všech palivových tanků musí být vyvedeny minimálně 0,50 m nad volnou palubou. Tyto otvory a vývody přepadových trubek, které vedou na palubu, musí být vybaveny ochranným zařízením, které se skládá z mřížky proti prošlehnutí nebo děrovanou destičkou.

**9.1.0.33** **(Vyhrazeno)**

**9.1.0.34** **Výfuková potrubí**

9.1.0.34.1 Výfukové plyny musí být odváděny výfukovým potrubím vzhůru nebo skrze bok trupu do volného prostoru. Výstupní otvor musí být vzdálen minimálně 2,00 m od otvorů nákladních prostor. Výfuková potrubí z motorů musí být vedena tak, aby se výfukové plyny vzdálily od plavidla. Výfukové potrubí nesmí být umístěno do chráněné oblasti.

9.1.0.34.2 Výfukové potrubí musí být opatřeno ochranou proti úniku jisker, např. lapačem jisker.

**9.1.0.35** **Drenážní zařízení**

Drenážní čerpadla pro nákladní prostory musí být umístěna v chráněné oblasti. To neplatí, jestliže čerpání je prováděno ejektory.

<sup>1</sup> Jak je přístupná na webových stránkách Comité Européen pour l'Élaboration de Standards dans le Domaine de Navigation Intérieure – CESNI, <https://www.cesni.eu/en/documents/es-trin/>.

**9.1.0.36**

-

**9.1.0.39****(Vyhrazeno)****9.1.0.40****Hasicí zařízení**

9.1.0.40.1

Na plavidle musí být instalován hasicí systém. Tento systém musí splňovat následující požadavky:

- Musí být zásobován dvěma nezávislými požárními nebo balastovacími čerpadly, z nichž jedno musí být připraveno kdykoliv k použití. Tato čerpadla a rovněž jejich napájení a elektrická zařízení, se nesmí instalovat v jednom a tom samém prostoru;
- Musí být vybaven vodním potrubím s nejméně třemi hydranty v ochranné zóně nad palubou. Musí mít tři vhodné a dostatečně dlouhé hadice s rozstřikovacími hubicemi o průměru nejméně 12 mm. Alternativně jeden nebo více kompletů hadic může být nahrazen směrovými tryskovými/ rozstřikovacími proudnicemi o průměru nejméně 12 mm. Musí být možno dosáhnout kteréhokoli bodu paluby v ochranné zóně současně nejméně dvěma proudy vody, které nevycházejí z téhož hydrantu. Pružinový nevratný ventil musí zabránit tomu, aby plyny mohly vniknout hasicím systémem do obytných nebo provozních prostorů mimo chráněnou oblast;
- Kapacita systému musí být nejméně dostačující k tomu, aby proud vody dosáhl do vzdálenosti rovnající se nejméně šířce z kteréhokoli místa na palubě z dvou rozstřikovacích hubic použitých současně.
- Systém dodávky vody musí být schopen uvedení do provozu z kormidelny a z paluby;
- Musí být provedena opatření proti zamrznutí hasicích prostředků a hydrantů.

Na tlačných člunech bez vlastního pohonu je dostačující jedno požární nebo balastovací čerpadlo.

9.1.0.40.2

Vedle toho musí být strojovny vybaveny trvale zabudovaným hasicím systémem splňujícím následující požadavky:

9.1.0.40.2.1

**Hasiva**

K ochraně prostorů ve strojovnách, kotelnách a prostorech s čerpadly jsou dovoleny jen trvale zabudované hasicí systémy používající následující hasiva:

- (a) CO<sub>2</sub> (oxid uhličitý);
- (b) HFC 227 ea (heptafluorpropan);
- (c) IG-541 (52 % dusíku, 40 % argonu, 8 % oxidu uhličitého);
- (d) FK-5-1-12 (dodecaflor-2-methylpentan-3-on);
- (e) (Vyhrazeno);
- (f) K<sub>2</sub>CO<sub>3</sub> (uhličitán draselný).

Jiná hasiva jsou dovolena jen na základě doporučení Administrativního výboru.

9.1.0.40.2.2

**Větrání, odsávání vzduchu**

- (a) Spalovací vzduch potřebný pro spalovací motory zajišťující pohon by se neměl dostat z prostorů chráněných trvale zabudovanými hasicími systémy. Tento požadavek není povinný, pokud má plavidlo dvě nezávislé hlavní strojovny, plynotěsně oddělené, nebo pokud má kromě hlavní strojovny oddělenou strojovnu, v níž je instalován příďový propeler, který může sám zajistit pohon v případě požáru v hlavní strojovně.
- (b) Všechny větrací systémy s nuceným větráním v prostoru, který se má chránit, se musí automaticky vypnout, jakmile se spustí hasicí systém.
- (c) Všechny otvory v prostoru, který se má chránit, umožňující vnikání vzduchu nebo unikání plynu musí být vybaveny prostředky, které je dovolí rychle uzavřít. Musí být jasné, zda jsou otevřené, nebo uzavřené.
- (d) Vzduch unikající z ventilů pro vyrovnávání tlaku tanků s tlakovým vzduchem, instalovaných ve strojovnách, musí být odsát do ovzduší.
- (e) Přetlak nebo podtlak způsobený rozptýlením hasiva nesmí zničit podstatné části prostoru, který se má chránit. Musí být možno zajistit bezpečné vyrovnání tlaku.
- (f) Chráněné prostory musí být opatřeny prostředky pro odsávání hasiva a spalín. Tyto prostředky musí být ovladatelné z míst mimo chráněný prostor a takových, která nemohou být znepřístupněna požárem v těchto prostorech. Jsou-li instalována odsávací zařízení, nesmí být možno je spustit během hašení.

**9.1.0.40.2.3 Požární poplachový systém**

Prostor, který se má chránit, musí být monitorován vhodným požárním poplachovým systémem. Poplachový signál musí být slyšitelný v kormidelně, obytných prostorech a v prostoru, který se má chránit.

**9.1.0.40.2.4 Potrubní systém**

- (a) Hasivo musí být vedeno do prostoru, který se má chránit, a v něm rozváděno pomocí trvalého potrubního systému. Potrubí instalované v prostoru, který se má chránit, a armatury, které jsou jeho součástí, musí být vyrobeny z oceli. Toto neplatí pro spojovací nástavce tanků a kompenzátory, za podmínky, že použité materiály mají rovnocenné ohnivzdorné vlastnosti. Potrubí musí být zvnitřku i zvnějšku chráněno proti korozi.
- (b) Výpustné hubice musí být upraveny tak, aby zajistily rovnoměrné rozptýlení hasiva. Zejména látka dusící plameny musí rovněž být účinná pod podlahou.

**9.1.0.40.2.5 Spouštěcí zařízení**

- (a) Hasicí systémy uváděné do činnosti automaticky nejsou dovoleny.
- (b) Musí být možno uvést hasicí systém do činnosti z vhodného místa nacházejícího se vně prostoru, který se má chránit.
- (c) Spouštěcí zařízení musí být instalována tak, aby mohla být uvedena do činnosti v případě požáru, a tak, aby riziko jejich poruchy v případě požáru nebo výbuchu v prostoru, který se má chránit, bylo zmenšeno na nejmenší možnou míru.

Systémy, které nejsou uváděny do činnosti mechanicky, musí být napájeny ze dvou navzájem nezávislých energetických zdrojů. Tyto energetické zdroje musí být umístěny vně prostoru, který se má chránit. Ovládací vedení umístěné v prostoru, který se má chránit, musí být zkonstruováno tak, aby zůstalo ve funkčním stavu v případě požáru trvajících nejméně 30 minut. Elektrické instalace se považují za vyhovující tomuto požadavku, pokud odpovídají normě IEC 60331-21:1999.

Jsou-li spouštěcí zařízení umístěna tak, že nejsou viditelná, musí být na součásti, která je zakrývá, umístěn symbol „hasicího systému“ o stranách nejméně 10 cm s následujícím nápisem provedeným červenými písmeny na bílém podkladu:

**Hasicí systém**

- (d) Je-li hasicí systém určen k ochraně více prostorů, musí zahrnovat oddělené a jasně označené spouštěcí zařízení pro každý prostor.
- (e) každého spouštěcího zařízení musí být umístěny pokyny, které musí být jasně viditelné a nesmazatelné. Pokyny musí být v jazyce, který velitel plavidla umí číst a rozumí mu a, pokud tímto jazykem není angličtina, francouzština nebo němčina, musí být v angličtině, francouzštině nebo němčině. Musí obsahovat tyto informace:
  - (i) uvedení hasicího systému do činnosti;
  - (ii) nutnost přesvědčit se, že všechny osoby opustily prostor, který se má chránit;
  - (iii) činnosti posádky při zapnutí systému a při vchodu do chráněného prostoru po zapnutí systému nebo zaplnění hasicí látkou, zejména s ohledem na možnou přítomnost nebezpečných látek;
  - (iv) správné chování se posádky v případě, že hasicí systém správně nefunguje.
- (f) V pokynech musí být uvedeno, že se před uvedením hasicího systému do činnosti musí vypnout spalovací motory umístěné v prostoru nebo nasávající vzduch z prostoru, který se má chránit.

**9.1.0.40.2.6 Poplachové zařízení**

- (a) Trvale zabudované hasicí systémy musí být vybaveny slyšitelným a viditelným poplachovým zařízením.
- (b) Poplachové zařízení se musí spustit automaticky, jakmile se hasicí systém uvede poprvé do činnosti. Poplachové zařízení musí fungovat po vhodnou dobu předtím, než dojde k vypuštění hasiva; nesmí být možné je vypnout.
- (c) Poplachové signály musí být jasně viditelné v prostorech, které se mají chránit, a na přístupových místech k nim a musí být zřetelně slyšitelné za provozních podmínek

odpovídajících nejvyšší možné hladině hluku. Musí být možno je zřetelně rozlišit od všech ostatních zvuků a vizuálních signálů v prostoru, který se má chránit.

- (d) Zvukové poplachy musí být zřetelně slyšitelné také v přilehlých prostorech se zavřenými spojovacími dveřmi a za provozních podmínek odpovídajících nejvyšší možné hladině hluku.
- (e) Pokud není poplachové zařízení samo o sobě chráněno proti zkratům, přerušeným vodičům a poklesům napětí, musí být možno monitorovat jeho činnost.
- (f) U vstupu do každého prostoru, kam může dosáhnout hasivo, musí být umístěna tabulka s následujícím nápisem provedeným červenými písmeny na bílém podkladu:

**POZOR, HASICÍ SYSTÉM!  
OPUŠŤTE TENTO PROSTOR IHNEDE PO ..... (popis) SIGNÁLU!**

**9.1.0.40.2.7** *Tlakové tanky, armatury a potrubí*

- (a) Tlakové tanky, armatury a potrubí musí odpovídat požadavkům příslušného orgánu nebo, pokud nejsou takové požadavky, požadavkům uznané klasifikační společnosti.
- (b) Tlakové tanky musí být instalovány podle pokynů výrobce.
- (c) Tlakové tanky, armatury a potrubí nesmějí být instalovány v obytných prostorech.
- (d) Teplota skříní a úložných prostorů pro tlakové tanky nesmí překročit 50 °C.
- (e) Skříně a úložné prostory na palubě musí být bezpečně uloženy a musí mít odvětrávací otvory umístěny tak, aby v případě, že tlakový tank není plynotěsný, nemohl unikající plyn vniknout do. Přímé spojení s jinými prostory není dovoleno.

**9.1.0.40.2.8** *Množství hasiva*

Je-li množství hasiva určeno pro více než jeden prostor, nemusí být disponibilní množství hasiva větší, než je množství vyžadované pro největší z takto chráněných prostorů.

**9.1.0.40.2.9** *Instalace, údržba, kontrola a dokumentace*

- (a) Montáž nebo modifikace systému smí být prováděna pouze společností specializovanou na hasicí systémy. Je nutno se řídit pokyny (technický list výrobku, bezpečnostní list) poskytnutými výrobcem hasiva nebo systému.
- (b) Systém musí být podroben inspekci provedené znalcem:
  - (i) před uvedením do provozu;
  - (ii) pokaždé, kdy se uvádí zpět do provozu po své aktivaci;
  - (iii) po každé modifikaci nebo opravě;
  - (iv) pravidelně, nejméně každé dva roky.
- (c) Během inspekce musí znalec zkontrolovat, zda systém odpovídá požadavkům v 9.1.0.40.2.
- (d) Inspekce musí zahrnovat alespoň:
  - (i) vnější kontrolu celého systému;
  - (ii) kontrolu těsnosti potrubí;
  - (iii) kontrolu dobré funkce ovládacích a aktivčních systémů;
  - (iv) kontrolu tlaku a obsahu tanků;
  - (v) kontrolu těsnosti uzavíracích zařízení prostoru, který se má chránit;
  - (vi) kontrolu požárního poplachového systému;
  - (vii) kontrolu poplachového zařízení.
- (e) Osoba provádějící inspekci musí vystavit, podepsat a opatřit datem osvědčení o inspekci.
- (f) V osvědčení o inspekci musí být uveden počet trvale zabudovaných hasicích systémů.

**9.1.0.40.2.10** *Hasicí systém s CO<sub>2</sub>*

Kromě požadavků obsažených v 9.1.0.40.2.1 až 9.1.0.40.2.9 musí hasicí systémy používající jako hasivo CO<sub>2</sub> odpovídat následujícím ustanovením:

- (a) Tanky s CO<sub>2</sub> musí být uloženy v plynotěsném prostoru nebo skříní, které jsou odděleny od jiných prostorů. Dveře takových úložných prostorů a skříní se musí otevírat směrem ven; musí být možno je uzamknout a musí být na vnější straně opatřeny symbolem „Pozor, obecně nebezpečí“, nejméně 5 cm vysokým a „CO<sub>2</sub>“ v téže barvě a téže velikosti;
- (b) Úložné skříně nebo prostory pro tanky s CO<sub>2</sub> umístěné pod palubou musí být přístupné pouze zvenku. Tyto prostory musí mít uměle vytvořený větrací systém s odsávacími kryty a musí být zcela nezávislé na ostatních větracích systémech nacházejících se na plavidle;

- (c) Stupeň plnění tanků s CO<sub>2</sub> nesmí překročit 0,75 kg/l. Pro objem stlačeného CO<sub>2</sub> se bere hodnota 0,56 m<sup>3</sup>/kg;
- (d) Koncentrace CO<sub>2</sub> v prostoru, který se má chránit, nesmí být menší než 40 % celkového objemu prostoru. Toto množství musí být vypuštěno do 120 sekund. Musí být možno kontrolovat, zda probíhá správně rozstřikování;
- (e) Otevírání ventilů tanku a ovládání rozstřikovacího ventilu musí odpovídat dvěma různým operacím;
- (f) Vhodná doba zmíněná v 9.1.0.40.2.6 (b) nesmí být menší než 20 sekund. Spolehlivé zařízení musí zajistit načasování rozstřikování CO<sub>2</sub>.

#### 9.1.0.40.2.11 *Hasicí systém s HFC-227 ea (heptafluoropropanem)*

Kromě požadavků obsažených v 9.1.0.40.2.1 až 9.1.0.40.2.9 musí hasicí systémy používající jako hasivo HFC-227 ea odpovídat následujícím ustanovením:

- (a) Tam, kde je více prostorů s rozdílnými celkovými objemy, musí být každý prostor vybaven svým vlastním hasicím systémem;
- (b) Každý tank obsahující HFC-227 ea, umístěný v prostoru, který se má chránit, musí být vybaven zařízením k zamezení nadměrnému tlaku. Toto zařízení musí zajistit bezpečně rozptýlení obsahu tanku v prostoru, který se má chránit, jestliže je tank zachvácen požárem, když hasicí systém ještě nebyl uveden do provozu;
- (c) Každý tank musí být vybaven zařízením dovolujícím kontrolovat tlak plynu;
- (d) Stupeň plnění tanků nesmí překročit 1,15 kg/l. Pro měrný objem stlačeného HFC 227 ea se bere hodnota 0,1374 m<sup>3</sup>/kg;
- (e) Koncentrace HFC-227 ea v prostoru, který se má chránit, nesmí být menší než 8 % celkového objemu prostoru. Toto množství musí být vypuštěno do 10 sekund;
- (f) Tanky s HFC-227 ea musí být vybaveny zařízením kontroly tlaku, které spustí slyšitelný a viditelný poplach v kormidelně v případě mimořádné ztráty hnacího plynu. Pokud plavidlo nemá kormidelnu, musí být poplach spuštěn vně prostoru, který se má chránit;
- (g) Po vypuštění nesmí koncentrace v prostoru, který se má chránit, překročit 10,5 % (objemu);
- (h) Hasicí systém nesmí zahrnovat hliníkové součásti.

#### 9.1.0.40.2.12 *Hasicí systém s IG-541*

Kromě požadavků obsažených v 9.1.0.40.2.1 až 9.1.0.40.2.9 musí hasicí systémy používající jako hasivo IG-541 odpovídat následujícím ustanovením:

- (a) Tam, kde je více prostorů s rozdílnými celkovými objemy, musí být každý prostor vybaven svým vlastním hasicím systémem;
- (b) Každý tank obsahující IG-541 ea, umístěný v prostoru, který se má chránit, musí být vybaven zařízením k zamezení nadměrnému tlaku. Toto zařízení musí zajistit bezpečně rozptýlení obsahu tanku v prostoru, který se má chránit, jestliže je tank zachvácen požárem, když hasicí systém ještě nebyl uveden do provozu;
- (c) Každý tank musí být vybaven zařízením dovolujícím kontrolovat obsah;
- (d) Plnicí tlak tanků nesmí překročit 200 barů při teplotě +15 oC;
- (e) Koncentrace IG-541 v prostoru, který se má chránit, musí být nejméně 44 % a nejvýše 50 % celkového objemu prostoru. Toto množství musí být vypuštěno do 120 sekund;

#### 9.1.0.40.2.13 *Hasicí systémy používající FK-5-1-12*

Mimo požadavků uvedených v 9.1.0.40.2.1 až 9.1.0.40.2.9 musí hasicí systémy využívající FK-5-1-12 jako hasivo, odpovídat těmto předpisům:

- (a) Pro případ několika prostor majících různý celkový objem, musí být každý prostor vybaven vlastním hasicím systémem;
- (b) Každá nádrž s FK-5-1-12 umístěná v chráněném prostoru, musí být vybavena zařízením zabráňujícím vytváření přetlaku. Toto zařízení musí bezpečným způsobem zajišťovat rozptýlení obsahu nádrže v chráněném prostoru v případě, když uvedená nádrž je pod vlivem ohně v době, kdy hasicí systém není uveden do činnosti;
- (c) Každá nádrž musí být vybavena zařízením, umožňujícím kontrolovat tlak plynu;
- (d) Úroveň naplnění nádrže nesmí přesahovat 1,0 kg/l. Za specifický objem FK-1-12, který není pod tlakem, se považuje veličina, která se rovná 0,0719 m<sup>3</sup>/kg;
- (e) Objem FK-5-1-12, podávaný do chráněného prostoru, musí dosahovat nejméně 5,5 % celkového objemu daného prostoru. Vypouštění tohoto množství se musí provádět do 10 vteřin;

- (f) Nádrž s FK-5-1-12 musí být vybavena kontrolním zařízením, tlaku, dávajícím vizuálně-zvukový havarijní signál do kormidelny v případě nadměrné ztráty hasicí látky. Není-li kormidelna, je nutno tento havarijní signál vně chráněného prostoru;
- (g) Po rozptýlení koncentrace v chráněném prostoru tato nesmí přesáhnout 10,0 %.

9.1.0.40.2.14 (Vyhrazeno)

9.1.0.40.2.15 *Hasicí systémy používající jako hasivo  $K_2CO_3$ .*

Vedle požadavků uvedených v 9.1.0.40.2.1 až 9.1.0.40.2.3, 9.1.0.40.2.5, 9.1.0.40.2.6, a 9.1.0.40.2.9, hasicí systémy používající jako hasivo  $K_2CO_3$ , musí splňovat následující ustanovení:

- (a) Hasicí systém musí být typu schváleného v souladu se Směrnicí 2014/90/EU<sup>2</sup> nebo MSC/Circ. 1270<sup>3</sup>;
- (b) Každý prostor musí být vybaven vlastním hasicím systémem;
- (c) Hasivo musí být uskladněno ve k tomu určených nepřetlakových tancích v prostoru, který má chránit. Tyto tanky musí být konstruovány tak, aby se hasivo v prostoru rozptýlilo rovnoměrně. Hasivo musí především působit také pod palubními deskami.
- (d) Každý tank je samostatně napojen na spouštěcí zařízení.
- (e) Množství hasiva, které vytváří suchý aerosol, musí být v poměru k chráněnému prostoru minimálně 120 g na m<sup>3</sup> čistého objemu tohoto prostoru. Tento čistý objem se počítá podle Směrnice 2014/90/EU<sup>2</sup> nebo podle MSC/Circ. 1270<sup>3</sup>. Musí být možné dodat hasivo do 120 vteřin.

9.1.0.40.2.16 *Stacionární hasicí systém pro fyzickou ochranu*

K zajištění fyzické ochrany ve strojovnách, kotelnách a prostorech s čerpadly jsou dovoleny stacionární hasicí systémy jen na základě doporučení Administrativního výboru.

9.1.0.40.3 Dva ruční hasicí přístroje zmíněné v 8.1.4 musí být umístěny v chráněné zóně.

9.1.0.40.4 Hasivo v trvale zabudovaném hasicím systému musí být vhodné a v dostatečném množství pro zdolání požárů.

#### **9.1.0.41 Oheň a otevřené světlo**

9.1.0.41.1 Vyústění komínů se musí nacházet v minimální vzdálenosti 2,00 m od otvorů nákladních prostor. Musí existovat zařízení, která zabrání úniku jisker a průniku vody.

9.1.0.41.2 Topné, varné a chladicí přístroje nesmí být provozovány ani kapalnými pohonnými hmotami, zkapalněnými plyny, ani pevnými hořlavými hmotami. Pokud jsou topné přístroje nebo topné kotle umístěny do strojoven nebo do prostor, které jsou pro to zvláště vhodné, smí být provozovány kapalnými pohonnými hmotami, avšak s bodem vzplanutí vyšším než 55 °C.

Varné a chladicí přístroje jsou povoleny jen v kormidelně s kovovou spodní částí a v obytných prostorech.

9.1.0.41.3 Mimo obytné prostory a kormidelnu jsou povolena pouze elektrická osvětlovací zařízení.

**9.1.0.42 –**

**9.1.0.50 (Vyhrazeno)**

#### **9.1.0.51 Povrchová teplota elektrických a neelektrických instalací a zařízení**

- (a) Povrchové teploty elektrických a neelektrických instalací a zařízení i vnějších částí motorů a jejich přívodů a výfuků nesmí překročit 200 °C;
- (b) Z výše uvedeného ustanovení je vyňato:
  - Obytné prostory, kormidelna a provozní prostory, kde povrchové teploty překračují 200 °C, které jsou vybaveny větracím systémem podle 9.1.0.12.3; nebo
  - Instalace a zařízení, která generují povrchové teploty vyšší než 200 °C a která lze vypnout. Takové instalace a zařízení musí být označeny červeně.
- (c) V chráněné oblasti platí 9.1.0.53.1;

<sup>2</sup> Úřední věstník Evropské unie č. L 257 z 28.8. 2014, str.146.

<sup>3</sup> Oběžník Mezinárodní námořní organizace MSC/Circ. 1270 a opravy — Revidované pokyny pro schválení stabilních aerosolových hasicích systémů odpovídajících stabilním plynovým hasicím systémům, jak je uvedeno v úmluvě SOLAS 1974, pro strojovny — přijaté 4.6.2008.

- (d) Požadavky 9.1.0.51 (a) nebo (b) musí být splněny pouze pokud se plavidlo nachází uvnitř nebo v bezprostřední blízkosti určené zóny u břehu.

#### **9.1.0.52 Druh a umístění instalace elektrických zařízení a vybavení**

9.1.0.52.1 Elektrické instalace a zařízení mimo chráněné místnosti musí být minimálně typ „omezené riziko výbuchu“; Toto ustanovení se neuplatňuje u:

- (a) Instalací osvětlení v obytných prostorech a kormidelně, s výjimkou spínačů umístěných v blízkosti vchodů;
- (b) Mobilních telefonů, stabilních telefonních instalací a stacionárních a přenosných počítačů v obytných prostorech nebo kormidelně;
- (c) Elektrické instalace a zařízení, která během pobytu v bezprostřední blízkosti nebo v určené zóně u břehu, jsou:
  - Nezapojená, bez napětí; nebo
  - Instalována v prostorech, které jsou vybaveny větracím systémem podle 9.1.0.12.3;
- (d) Radiotelefonní zařízení a stanice vnitrozemského systému AIS (systémy automatické identifikace) v obytných prostorech a kormidelně, pokud se žádná část antény pro radiotelefonní zařízení nebo stanice AIS nenachází nad nebo do 2,00 m od chráněné oblasti.

9.1.0.52.2 Pevná elektrická zařízení a vybavení, která nesplňují požadavky stanovené v 9.1.0.52.1 a jejich spínače, musí být označeny červeně. Odpojení těchto zařízení musí být řízeno z centrálního místa na palubě.

9.1.0.52.3 Zásuvky pro zapojení signálního osvětlení a osvětlení lávky musí být pevně instalovány na plavidle v bezprostřední blízkosti signálního stožáru nebo lodní lávky. Zásuvky pro připojení ponorných čerpadel, kontejnerů a ventilátorů nákladních prostor musí být pevně instalovány v bezprostřední blízkosti otvorů do nákladních prostor. Zásuvky musí být provedeny tak, aby bylo možné je připojit nebo odpojit pouze tehdy, když nejsou pod napětím.

9.1.0.52.4 Akumulátory se musí nacházet mimo chráněnou oblast.

9.1.0.52.5 Porucha napájecího zdroje bezpečnostního a kontrolního zařízení musí být okamžitě signalizována optickými a akustickými signály v kormidelně a na palubě. Pokud se poplach nevypne, musí být automaticky předán do obytných prostor.

9.1.0.52.6 Elektrické spínače, zásuvky a kabely na palubě musí být chráněny proti mechanickému poškození.

9.1.0.52.7 Požadavky 9.1.0.52.1 nebo 9.1.0.52.2 musí být splněny pouze, pokud se plavidlo nachází uvnitř nebo v bezprostřední blízkosti vyznačené pobřežní zóny.

#### **9.1.0.53 Druh a umístění instalace elektrických zařízení a vybavení určených pro použití v chráněné oblasti**

9.1.0.53.1 Elektrické instalace a zařízení v chráněné oblasti musí být možné vypnout pomocí centrálně umístěných izolačních spínačů s výjimkou případů, kdy:

- V úložných prostorech, jsou vhodné alespoň pro použití v zóně 1, pro teplotní třídu T4 a skupinu výbušnosti II B; a
- V chráněné oblasti na palubě, jsou typu „omezené riziko výbuchu“.

Odpovídající elektrické obvody musí mít kontrolky, které indikují, zda jsou obvody pod napětím.

Izolační spínače musí být chráněny proti neúmyslnému zapnutí. Ponorná čerpadla instalovaná nebo používaná v nákladních prostorech musí být vhodné alespoň pro použití v zóně 1, pro teplotní třídu T4 a skupinu výbušnosti II B.

9.1.0.53.2 Zásuvky používané v chráněné oblasti musí být provedeny tak, aby nebylo možné připojení nebo odpojení, s výjimkou případů, kdy nejsou pod napětím.

9.1.0.53.3 S výjimkou optických vláken musí být elektrické kabely v chráněné oblasti pancéřovány nebo umístěny v kovovém plášti nebo v ochranných trubkách.

9.1.0.53.4 Pohyblivé elektrické kabely jsou v chráněné oblasti zakázány, s výjimkou elektrických kabelů pro jiskrově bezpečné elektrické obvody nebo těch pro připojení:

- (a) Signální světla a osvětlení lávek, pokud je spojovací bod (například zásuvka) trvale zabudován v plavidle v blízkosti signálního stožáru nebo lávky;
- (b) Kontejnerů;

- (c) Elektricky ovládaných pojezdů krytů nákladních prostor;
- (d) Ponorných čerpadel;
- (e) Ventilátorů nákladního prostoru;
- (f) Elektrické sítě na plavidle do pozemní elektrické sítě; pokud:
  - Elektrické kabely a napájecí jednotka odpovídají platné normě (například EN 15869-03:2010);
  - Jsou napájecí jednotka a konektory umístěny mimo chráněnou oblast.

Je připojování a odpojování zásuvek/konektorů možné pouze tehdy, když nejsou pod napětím.

9.1.0.53.5 Pro pohyblivé elektrické kabely povolené v souladu s 9.1.0.53.4 se smí používat pouze elektrické kabely s pryžovým pláštěm typu H07 RN-F v souladu s IEC-60245-4:2011<sup>4</sup> nebo elektrické kabely přinejmenším srovnatelného provedení s vodiči o průřezu minimálně 1,5 mm<sup>2</sup>.

9.1.0.53.6 Neelektrické instalace a zařízení v chráněné oblasti, která jsou určena pro použití při nakládce a vykládce nebo pobytu v bezprostřední blízkosti nebo v určené zóně u břehu musí splňovat alespoň požadavky pro použití v dotyčné oblasti. Musí splňovat alespoň požadavky na teplotní třídu T4 a skupinu výbušnosti II B.

9.1.0.54 -

9.1.0.55 **(Vyhrazeno)**

9.1.0.56 **(Vypuštěno)**

9.1.0.57 -

9.1.0.69 **(Vyhrazeno)**

9.1.0.70 **Ocelová lana, stožáry**

Ocelová lana, která procházejí nad nákladními prostory plavidel a také všechny stožáry musí být uzemněny, pokud nejsou díky způsobu svého zabudování připojeny k trupu plavidla kovově vodivým spojem.

9.1.0.71 **Vstup na plavidlo**

Tabule označující zákaz vstupu na plavidlo podle 8.3.3 musí být dobře čitelné z obou boků plavidla.

9.1.0.72 -

9.1.0.73 **(Vyhrazeno)**

9.1.0.74 **Zákaz kouření, zákaz ohně a otevřeného světla**

9.1.0.74.1 Tabule označující zákaz kouření podle 8.3.4 musí být dobře čitelné z obou boků plavidla.

9.1.0.74.2 V blízkosti vstupu do míst, kde kouření nebo používání ohně nebo otevřeného světla není zakázáno vždy, musí být umístěny upozorňující tabule, které udávají okolnosti, za kterých tento zákaz platí.

9.1.0.74.3 V obytných prostorech a v kormidelně musí být v blízkosti každého východu umístěn popelník.

9.1.0.75 -

9.1.0.79 **(Vyhrazeno)**

9.1.0.80 **Doplňující předpisy pro plavidla s dvojitou obšívkou**

Předpisy 9.1.0.88 až 9.1.0.99 platí pro plavidla s dvojitou obšívkou, určena k přepravě nebezpečných látek tříd 2, 3, 4.1, 4.2, 4.3, 5.1, 5.2, 6.1, 7, 8 nebo 9, vyjma těch s označením druhu nebezpečí bezpečnostní značkou č.1 v 3.2, tabulka A, sloupec (5), ve větších množstvích, než jaká jsou uvedena v 7.1.4.1.1.

9.1.0.81 -

9.1.0.87 **(Vyhrazeno)**

<sup>4</sup> Identická s EN 50525-2-21: 2011



**9.1.0.88 Klasifikace**

9.1.0.88.1 Plavidla s dvojitou obšívkou, která jsou určena pro přepravu nebezpečných nákladů tříd 2, 3, 4.1, 4.2, 4.3, 5.1, 5.2, 6.1, 7, 8 nebo 9, vyjma těch s bezpečnostní značkou s označením druhu nebezpečí 1 v 3.2 tabulka A, sloupec (5), ve větších množstvích, než je uvedeno v 7.1.4.1.1, musí být postavena nebo přestavována pod dohledem uznávané klasifikační společnosti pro jejich nejvyšší třídu. Toto musí být potvrzeno osvědčením klasifikační společnosti.

9.1.0.88.2 Obvyklá třída není zapotřebí.

9.1.0.88.3 Pozdější přestavby a velké opravy trupu plavidel musí být prováděny pod dohledem klasifikační společnosti.

**9.1.0.89**

-

**9.1.0.90 (Vyhrazeno)****9.1.0.91 Nákladní prostory**

9.1.0.91.1 Plavidlo musí být v chráněné oblasti provedeno jako plavidlo s dvojitou obšívkou s dvojitými boky a dvojitým dnem.

9.1.0.91.2 Vzdálenost mezi boční stěnou plavidla a boční stěnou nákladního prostoru musí být minimálně 0,80 m. Bez ohledu na předpisy, týkající se šířky cest na palubě plavidla, je povoleno zmenšení této vzdálenosti na 0,60 m, pokud vzhledem k předpisům o dimenzování dle stavebního předpisu nějaké uznávané klasifikační společnosti existuje následující zesílení:

- (a) Při provedení boku plavidla s podélným žebrovým vyztužením nesmí být rozeč žebra větší než 0,60 m.

Podélné výztuhy jsou opatřeny rámy, které jsou podobné dnovým podélníkům s odlehčujícími otvory, které jsou zachyceny ve vzdálenostech maximálně 1,80 m. Tyto vzdálenosti mohou být zvýšeny, když je konstrukce příslušným způsobem zesílena;

- (b) Při provedení boku plavidla pomocí příčného vyztužení, musí být umístěny buď:

- dvě podélné boční výztuhy. Vzdálenost podélných bočních výztuh navzájem a od ochozu nesmí být větší než 0,80 m. Výztuhy musí mít minimálně stejnou výšku jako příčné výztuhy a jejich příčný průřez nesmí být menší než 15 cm<sup>2</sup>.

Podélné výztuhy procházejí přes rámy, které jsou podobné dnovým nosníkům s odlehčujícími otvory, které jsou zachyceny ve vzdálenostech maximálně 3,60 m. Boční příčné žebro a vzpěry přepážek nákladních prostor musí být na outoru spojeny pomocí stykového rohového plechu s minimální výškou 0,90 m a tloušťkou pražce; nebo:

- na každém žebru musí být umístěn rám, podobný jako jsou dnové nosníky, opatřeny odlehčujícími otvory.

- (c) Ochozy musí být navzájem spojeny ve vzdálenosti nejvýše 32,00 m příčnou přepážkou nebo vzpěrnou trubkou.

Namísto podmínky, uvedené v (c), stačí výpočetní důkaz uznávané klasifikační společnosti, že uspořádáním doplňujících výztuh v dvojitých bocích je dána dostatečná příčná pevnost.

9.1.0.91.3 Výška prostoru dvojitého dna musí být nejméně 0,50 m. Pod drenážními jímkami může být přítom snížena, na vzdálenost mezi dnem jímky a obšívkou dna plavidla nesmí být menší než 0,40 m. V případě vzdálenosti od 0,40 do 0,49 m plocha příčného průřezu jímky nesmí převýšit 0,50 m<sup>2</sup>.

Kapacita jímek nesmí přesahovat 0,120 m<sup>3</sup>.

**9.1.0.92 Nouzový východ**

Prostory, jejichž vstupy nebo výstupy se v případě poškození plavidla zcela nebo částečně ponoří, musí být opatřeny nouzovým východem, který se nachází nejméně 0,10 m nad hladinou ponoru. To neplatí pro přední a zadní kolizní prostor.

**9.1.0.93 Stabilita (obecně)**

9.1.0.93.1 Musí být prokázána dostatečná stabilita včetně stability v poškozeném stavu

9.1.0.93.2 Základní hodnoty pro výpočet stability – hmotnost prázdného plavidla a poloha těžiště hmotnosti – musí být určeny buď pomocí nakláněcího pokusu nebo detailním výpočtem hmotnosti. Přitom se musí

ověřit hmotnost prázdného plavidla měřením ponoru, přičemž se vypočtená hmotnost nesmí lišit více než o  $\pm 5\%$  od hodnoty hmotnostního výtaku určené ze změřeného ponoru.

- 9.1.0.93.3 Musí být prokázána dostatečná stabilita v nepoškozeném stavu pro všechna stadia nakládky a vykládky a pro konečný stav naložení.

Musí být prokázána plovatelnost v poškozeném stavu pro nejnejpříznivější stav naložení. Přitom musí být předložen důkaz dostatečné stability pro kritické mezistavy a konečný stav zaplavení. Pokud se při mezistavech vyskytnou negativní parametry stability, mohou být akceptovány, pokud další průběh křivky ramen stability prokazuje dostatečné kladné hodnoty stability

#### 9.1.0.94 **Stabilita (v nepoškozeném stavu)**

- 9.1.0.94.1 Požadavky na stabilitu v nepoškozeném stavu, vyplývající z výpočtu zaplavení, nesmí být překročeny.

- 9.1.0.94.2 Při přepravě nákladu v kontejnerech musí nadto být dokázána dostatečná stabilita podle 1.1.4.6 Pravidel.

- 9.1.0.94.3 Pro plavidlo je rozhodující přísnější z požadavků bodů 9.1.0.94.1 a 9.1.0.94.2.

#### 9.1.0.95 **Stabilita (v případě poškození)**

- 9.1.0.95.1 V případě poškození je třeba zohlednit následující:

- (a) rozsah poškození na jednom boku plavidla:
- podélný rozsah: nejméně 0,10 L, avšak ne méně než 5,00 m;
  - příčný rozsah: 0,59 m dovnitř od boku plavidla, pod přímým úhlem k diametrální linii na úrovni roviny ponoru při maximálním ponoru; neohraničený od základní roviny vzhůru;
  - svislý rozsah:
- (b) rozsah poškození dna:
- podélný rozsah: minimálně 0,10 L, avšak ne méně než 5,00 m;
  - příčný rozsah: 3,00 m;
  - svislý rozsah: 0,49 m vzhůru od základny kromě sacích jímek;
- (c) Všechny přepážky, spadající do oblastí poškození, se považují za proražené, to znamená, že dělení přepážkami na úseky musí být voleno tak, aby bylo plavidlo plavby schopné i po zaplavení dvou nebo více přímo za sebou ležících úseků.

Přitom se musí dbát na následující:

- při poškození dna se považují za zaplavené i úseky, ležící vedle sebe napříč plavidla;
- spodní hrany ne vodotěsně uzavíratelných otvorů (např. dveří, oken, palubních poklopů), musí v konečné fázi zaplavení ležet nejméně 0,10 m nad rovinou ponoru;
- všeobecně se musí počítat s 95 % rozsahem zatopení. Je-li výpočtem prokázáno, že střední zaplavení v kterémkoli prostoru je menší než 95 %, může být dosazena vypočtená hodnota.

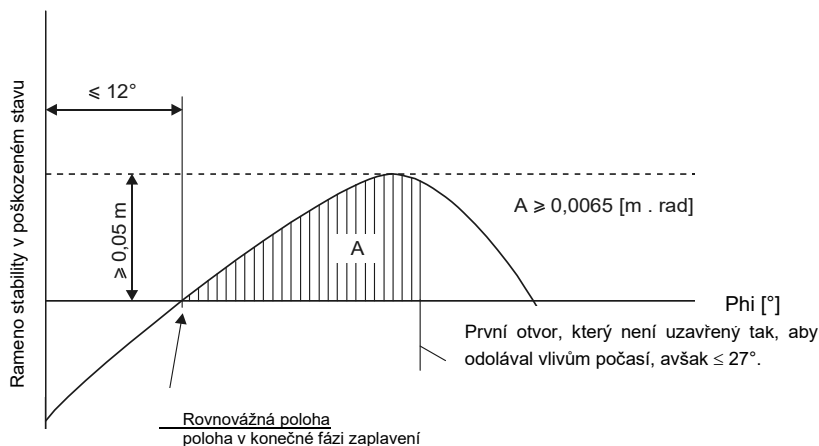
Dosazují se však následující minimální hodnoty:

- Strojovna: 85 %
- Prostory pro posádku: 95 %
- Dvojitě dno, palivové tanky, balastní nádrže atd. podle toho, zda je dle jejich určení lze považovat při maximálním ponoru za plné nebo prázdné: 0 nebo 95%

Pro hlavní strojovnu stačí prokázat schopnost plavby jen pro stav zaplavení jednoho úseku, tj. konečné přepážky strojovny se nepovažují za poškozené.

- 9.1.0.95.2 Náklon plavidla v rovnovážné poloze (konečném stadiu zaplavení) nesmí přesahovat 12°. Otvory, které nejsou vodotěsně uzavíratelné, se mohou zanořovat teprve až po dosažení rovnovážné polohy. Pokud se zanořují dříve, považují se k nim příslušné prostory při poškození za zaplavené.

Nad rovnovážnou polohu musí pozitivní oblast křivky vztyčeného ramene stability vykazovat  $\geq 0,05$  m ve spojení s plochou  $\geq 0,0065$  m.rad. Tyto minimální hodnoty stability musí být dodrženy až do zanoření prvních otvorů, které nejsou uzavřené tak, aby odolávaly vlivům počasí, avšak před úhlem náklonu  $\leq 27^\circ$ . Zanoří-li se tyto otvory dříve, je třeba k nim náležící prostory při výpočtu považovat za zatopené.

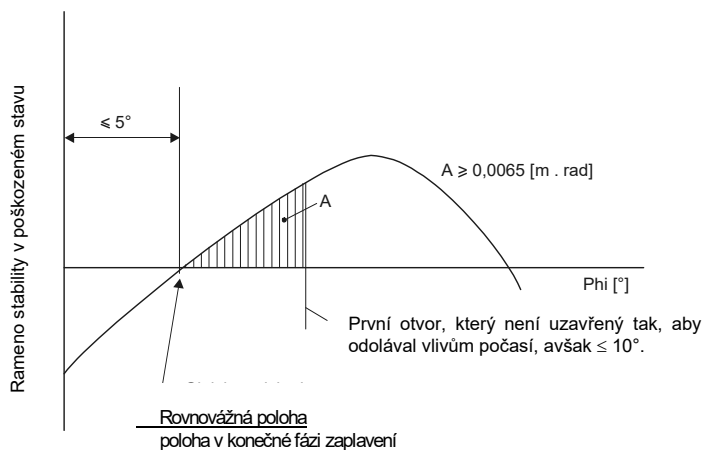


9.1.0.95.3

Vnitrozemská plavidla s nezajištěným nákladem kontejnerů musí dodržet následující kritéria stability při poškození:

Náklon plavidla v rovnovážné poloze (konečném stadiu zaplavení) nesmí přesáhnout 5°. Otvory, které nejsou vodotěsně uzavřeny, se smí zanořit teprve po dosažení rovnovážné polohy. Pokud se takovéto otvory zanoří dříve, považují se k nim náležící prostory za zatopené.

Nad rovnovážnou polohu musí pozitivní oblast křivky vztyčného ramene stability vykazovat plochu  $\geq 0,0065 \text{ m} \cdot \text{rad}$ . Minimální hodnoty stability musí být dodrženy až do zanoření prvních otvorů, které nejsou uzavřeny tak, aby odolávaly vlivům počasí, avšak před úhlem náklonu  $\leq 10^\circ$ . Zanoří-li se tyto otvory dříve, je třeba k nim náležící prostory při výpočtu považovat za zatopené.



9.1.0.95.4

Pokud otvory, jimiž mohou být dodatečně zaplaveny nepoškozené prostory, mohou být vodotěsně uzavřeny, musí uzavírací zařízení být odpovídajícím způsobem označena.

9.1.0.95.5

Pokud jsou provedeny otvory pro přepouštění nebo zatopení pro snížení asymetrie, musí dojít k vyrovnání během 15 minut, pokud se v mezistavech prokáží dostatečné hodnoty stability v poškozeném stavu.

9.1.0.96

-

9.1.0.99

(Vyhrazeno)

## KAPITOLA 9.2

### PŘEDPISY PRO STAVBU NÁMOŘNÍCH PLAVIDEL, KTERÁ ODPOVÍDAJÍ PŘEDPISŮM SOLAS 74 KAPITOLA II-2, PRAVIDLO 19 NEBO SOLAS 74, KAPITOLA II-2 PRAVIDLO 54

**9.2.0** Předpisy 9.2.0.0 až 9.2.0.79 platí pro námořní plavidla, která odpovídají následujícím předpisům:

- SOLAS 74 kapitola II-2 pravidlo 19 ve změněném znění; nebo
- SOLAS 74 kapitola II-2 pravidlo 54 ve změněném znění podle kapitoly II-2, pravidlo 1, paragraf 2.1, uvedených použitelných usnesení, plavidel stanovených před 1. červencem 2002.

Námořní plavidla, které neodpovídají předpisům SOLAS 74, musí odpovídat předpisům 9.1.0.0 až 9.1.0.79.

**9.2.0.0** *Stavební materiály*

Trup plavidel musí být postaven z lodní ocele nebo z jiného přinejmenším rovnocenného kovu, přičemž tato rovnocennost se týká mechanických vlastností a odolnosti proti vlivu teploty a ohně.

**9.2.0.1** -  
**9.2.0.19** *(Vyhrazeno)*

**9.2.0.20** *Balastní voda*

Dvojitě boky a dvojitá dna smějí být zařízeny tak, aby mohly přijímat balastní vodu.

**9.2.0.21** -  
**9.2.0.30** *(Vyhrazeno)*

**9.2.0.31** *Stroje*

9.2.0.31.1 Smějí být instalovány pouze spalovací motory, které jsou provozovány palivem, jehož bod vzplanutí je vyšší než 60 °C.

9.2.0.31.2 Ventilační vchodové otvory strojního oddělení a vzduchové otvory motorů, které neodebírají vzduch bezprostředně ze strojního oddělení, musí být umístěny ve vzdálenosti nejméně 2 m od chráněné oblasti.

9.2.0.31.3 V chráněné oblasti musí být vyloučen vznik jisker.

**9.2.0.32** -  
**9.2.0.33** *(Vyhrazeno)*

**9.2.0.34** *Výfuková potrubí*

9.2.0.34.1 Výfukové plyny musí být odváděny výfukovým potrubím vzhůru nebo skrze bok do volného prostoru. Výstupní otvor musí být vzdálen minimálně 2,00 m od otvorů nákladních prostor. Výfukové potrubí z motorů musí být vedeno tak, aby se výfukové plyny co nejrychleji vzdálily od plavidla. Výfukové potrubí nesmí být umístěno do chráněné oblasti.

9.2.0.34.2 Výfuková potrubí musí být opatřena ochranou proti úniku jisker, např. lapačem jisker.

**9.2.0.35** -  
**9.2.0.40** *(Vyhrazeno)*

**9.2.0.41** *Oheň a otevřené světlo*

9.2.0.41.1 Vyústění komínů se musí nacházet v minimální vzdálenosti 2,00 m od otvorů nákladních prostor. Musí existovat zařízení, která zabrání úniku jisker a průniku vody.

9.2.0.41.2 Topné, varné a chladicí přístroje nesmí být provozovány ani kapalnými pohonnými hmotami, zkapalněnými plyny, ani pevnými hořlavými hmotami. Pokud jsou topné přístroje nebo topné kotle umístěny do strojoven nebo do prostor, které jsou pro to zvláště vhodné, smí být provozovány kapalnými pohonnými hmotami, avšak s bodem vzplanutí vyšším než 55 °C.

Varné a chladicí přístroje jsou povoleny jen v kormidelně s kovovou spodní částí a v obytných prostorech.

9.2.0.41.3 Mimo obytné prostory a kormidelnu jsou povoleny pouze elektrická zařízení.

**9.2.0.42** -  
**9.2.0.70** **(Vyhrazeno)**

**9.2.0.71** **Vstup na plavidlo**

Tabule označující zákaz vstupu podle 8.3.3 musí být dobře čitelné z obou boků plavidla.

**9.2.0.72** -  
**9.2.0.73** **(Vyhrazeno)**

**9.2.0.74** **Zákaz kouření, zákaz ohně a otevřeného světla**

9.2.0.74.1 Tabule označující zákaz kouření podle 8.3.4 musí být dobře čitelné z obou boků plavidla.

9.2.0.74.2 V blízkosti vstupu do míst, kde kouření nebo používání ohně nebo otevřeného osvětlení není zakázáno vždy, musí být umístěny upozorňující tabule, které udávají okolnosti, za kterých tento zákaz platí.

9.2.0.74.3 V obytných prostorech a v kormidelně musí být v blízkosti každého východu umístěn popelník.

**9.2.0.75** -  
**9.2.0.79** **(Vyhrazeno)**

**9.2.0.80** **Doplňující předpisy pro plavidla s dvojitou obšívkou**

Předpisy 9.2.0.88 až 9.2.0.99 platí pro námořní plavidla s dvojitou obšívkou, určená k přepravě nebezpečných látek tříd 2, 3, 4.1, 4.2, 4.3, 5.1, 5.2, 6.1, 7, 8 nebo 9, vyjma těch s bezpečnostní značkou s označením druhu nebezpečí 1 v 3.2 tabulka A sloupec (5), ve větším množství, než je uvedeno v 7.1.4.1.1.

**9.2.0.81** -  
**9.2.0.87** **(Vyhrazeno)**

**9.2.0.88** **Klasifikace**

9.2.0.88.1 Námořní plavidla s dvojitou obšívkou, která jsou určena k přepravě nebezpečných látek tříd 2, 3, 4.1, 4.2, 4.3, 5.1, 5.2, 6.1, 7, 8 nebo 9, vyjma těch s bezpečnostní značkou s označením druhu nebezpečí 1 v 3.2 tabulka A sloupec (5), ve větším množství, než je uvedeno v 7.1.4.1, musí být stavěny nebo přestavovány pod dohledem uznávané klasifikační společnosti. Toto musí být potvrzeno osvědčením klasifikační společnosti.

9.2.0.88.2 Vyžaduje se zachování vyšší třídy plavidla.

**9.2.0.89** -  
**9.2.0.90** **(Vyhrazeno)**

**9.2.0.91** **Nákladní prostory**

9.2.0.91.1 Plavidlo musí být v chráněné oblasti provedena jako plavidlo s dvojitou obšívkou, dvojitými boky a dvojitým dnem.

9.2.0.91.2 Vzdálenost mezi boční stěnou plavidla a boční stěnou nákladního prostoru musí činit minimálně 0,80 m. Na koncích plavidla je povoleno lokální zmenšení, aniž by však nejmenší rozměr mezi stěnami činil méně než 0,60 m (měřeno svisle). Dostačující pevnost spojů (podélná a příčná pevnost a také místní pevnost) má být prokázána předložením osvědčení třídy.

9.2.0.91.3 Výška dvojitého dna musí být minimálně 0,50 m.

Výška pod drenážními jímkami však může být lokálně snížena na 0,40 m za podmínky, že drenážní jámka nemá kapacitu větší než 0,03 m<sup>3</sup>.

**9.2.0.92 (Vyhrazeno)****9.2.0.93 Stabilita (obecně)**

9.2.0.93.1 Musí být prokázána dostatečná stabilita včetně stability v poškozeném stavu.

9.2.0.93.2 Základní hodnoty pro výpočet stability – hmotnost prázdného plavidla a poloha těžiště hmotnosti – musí být určeny buď pomocí nakláněcího pokusu, nebo detailním výpočtem hmotnosti. Přitom se musí ověřit hmotnost prázdného plavidla měřením ponoru, přičemž se vypočtená hmotnost nesmí lišit více než o  $\pm 5$  % od hodnoty hmotnostního výtoku určené ze změřeného ponoru.

9.2.0.93.3 Musí být prokázána dostatečná stabilita v nepoškozeném stavu pro všechna stadia naložky a vykládky a pro konečný stav naložení.

Musí být prokázána plovatelnost v poškozeném stavu pro nejnepríznivější stav naložení. Přitom musí být předložen důkaz dostatečné stability pro kritické mezistavy a konečný stav zaplavení. Pokud se při mezistavech vyskytnou negativní parametry stability, mohou být akceptovány, pokud další průběh křivky ramen stability prokazuje dostatečné kladné hodnoty stability.

**9.2.0.94 Stabilita (v nepoškozeném stavu)**

9.2.0.94.1 Požadavky na stabilitu v nepoškozeném stavu, vyplývající z výpočtu zaplavení, nesmí být překročeny.

9.2.0.94.2 Při přepravě nákladu v kontejnerech musí být provedena dodatečná zkouška dostatečné stability podle ustanovení Pravidel uvedených v 1.1.4.6.

9.2.0.94.3 Pro plavidlo je rozhodující přísnější požadavek z 9.2.0.94.1 a 9.2.0.94.2.

9.2.0.94.4 Pro námořní plavidla se mohou ustanovení 9.2.0.94.2, uvedená výše, považovat za splněná, jestliže stabilita odpovídá Rezoluci A.749 (18) Mezinárodní námořní organizace a doklady o stabilitě byly zkontrolovány příslušným orgánem. Toto platí jen tehdy, pokud jsou všechny kontejnery na námořních plavidlech zajištěny obvyklým způsobem a pokud byl příslušný doklad o stabilitě schválen příslušným orgánem.

**9.2.0.95 Stabilita (v případě poškození)**

9.2.0.95.1 V případě poškození je třeba zohlednit následující:

- (a) rozsah poškození na jednom boku plavidla:
  - podélný rozsah: nejméně 0,10 L, avšak ne méně než 5,00 m,
  - příčný rozsah: 0,59 m dovnitř od boku plavidla pod přímým úhlem k diametrální linii na úrovni roviny ponoru při maximálním ponoru;
  - svislý rozsah: neohraničený od základní roviny vzhůru.
- (b) rozsah poškození dna:
  - podélný rozsah: minimálně 0,10 L, avšak ne méně než 5,00 m,
  - příčný rozsah: 3,00 m,
  - svislý rozsah: 0,49 m vzhůru od základny kromě sacích jímek.
- (c) Všechny přepážky, spadající do oblasti poškození, se považují za proražené, to znamená, že dělení přepážkami na úseky musí být voleno tak, aby bylo plavidlo plavby schopné i po zaplavení dvou nebo více přímo za sebou ležících úseků.

Přitom se musí dbát na následující:

- při poškození dna se považují za zaplavené i úseky, ležící vedle sebe napříč plavidla;
- spodní hrany vodotěsně neuzavíratelných otvorů (např. dveří, oken, palubních poklopů), musí v konečné fázi zaplavení ležet nejméně 0,10 m nad rovinou ponoru;
- všeobecně se musí počítat s 95 % rozsahem zatopení. Je-li výpočtem prokázáno, že střední zaplavení v kterémkoli prostoru je menší než 95 %, může být dosazena vypočtená hodnota.

Dosazují se však následující minimální hodnoty:

- strojovna 85 %
- prostory pro posádku 95 %

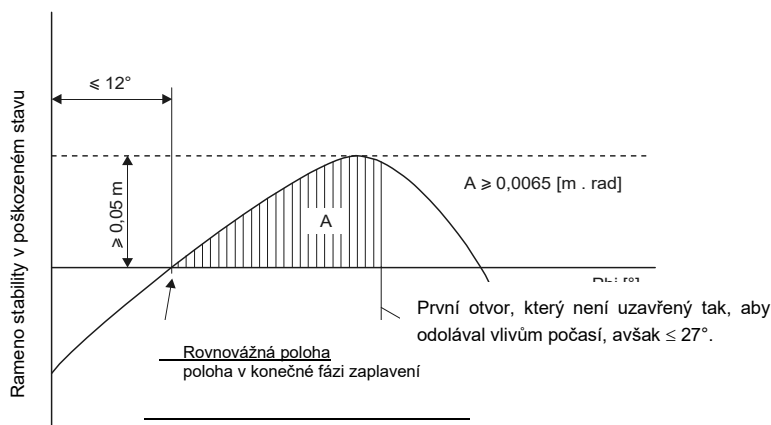
- Dvojité dno, palivové tanky, balastní nádrže, atd. podle toho, zda je dle jejich určení lze považovat při maximálním ponoru za plné nebo prázdné 0 nebo 95 %.

Pro hlavní strojovnu stačí prokázat schopnost plavby jen pro stav zaplavení jednoho úseku, tj. konečné přepážky strojovny se nepovažují za poškozené.

9.2.0.95.2

Náklon plavidla v rovnovážné poloze (konečném stadiu zaplavení) nesmí přesahovat  $12^\circ$ . Otvory, které nejsou vodotěsně uzavíratelné, se mohou zanořovat teprve až po dosažení rovnovážné polohy. Pokud se zanořují dříve, považují se k nim náležící prostory při poškození za zaplavené.

Nad rovnovážnou polohu musí pozitivní oblast křivky vztyčeného ramene stability vykazovat  $\geq 0,05$  m ve spojení s plochou  $\geq 0,0065$  m. rad. Minimální hodnoty stability musí být dodrženy až do zanoření prvních otvorů, které nejsou uzavřené tak, aby odolávaly vlivům počasí, avšak před úhlem náklonu  $\leq 27^\circ$ . Zanoří-li se tyto otvory dříve, je třeba k nim náležící prostory při výpočtu považovat za zatopené.



9.2.0.95.3

Pokud otvory, jimiž mohou být dodatečně zaplaveny nepoškozené prostory, mohou být vodotěsně uzavřeny, musí tato uzavírací zařízení být odpovídajícím způsobem označena.

9.2.0.95.4

Pokud jsou provedeny otvory pro přepouštění nebo zatopení pro snížení asymetrie, musí dojít k vyrovnání během 15 minut, pokud se v mezistavech prokáží dostatečné hodnoty stability v poškozeném stavu.

9.2.0.96

-

9.2.0.99

(Vyhrazeno)

## KAPITOLA 9.3

## PŘEDPISY PRO STAVBU TANKOVÝCH PLAVIDEL

## 9.3.1 Předpisy pro stavbu tankových plavidel typu G

Předpisy pro stavbu podle bodů 9.3.1.0 až 9.3.1.99 platí pro tanková plavidla typu G.

9.3.1.0 *Stavební materiály*

- 9.3.1.0.1 (a) Trup plavidla a nákladní tanky musí být postaveny z lodní oceli nebo z jiného, přinejmenším rovnocenného kovu.

Pro nákladní tanky mohou být použity i jiné, rovnocenné materiály. Tato rovnocennost se týká mechanických vlastností a odolnosti vůči vlivům teploty a ohně.

- (b) Všechny části plavidla včetně zařízení a vybavení, které se dostanou do styku s nákladem, musí být z takových materiálů, které nemohou být nákladem naleptány nebo nezpůsobí rozpad nákladu a ani s ním nemohou vytvořit nebezpečné a škodlivé sloučeniny. V případě že je nebylo možné vyzkoušet během klasifikace a inspekce plavidla, musí být uvedena relevantní výhrada v seznamu látek připuštěných k přepravě v plavidle podle 1.16.1.2.5.

- 9.3.1.0.2 Používání dřeva, hliníkových slitin, plastů nebo pryže v oblasti nákladu je zakázáno, pokud to není výslovně povoleno v odstavci 9.3.1.0.3 nebo ve schvalovacím osvědčení.

- 9.3.1.0.3 Použití dřeva, slitin hliníku, plastů nebo pryže v nákladovém prostoru je povoleno, jak je uvedeno v následující tabulce:

Použití dřeva, slitin hliníku, plastů nebo pryže v nákladovém prostoru je povoleno pouze pro: (X značí povoleno)				
	Dřevo	Slitiny hliníku	Plasty	Pryž
Lávky	X	X	X	X
Vnější žebříky a průchody (lávky) *)		X	X	X
Uklidové prostředky, např. košťata	X		X	X
Pohyblivá zařízení, např. hasicí přístroje, přenosné detektory plynu, záchranné navijáky		X	X	X
Odrazníky	X		X	X
Kotevní a fendrová lana			X	
Zaklínování nákladních tanků nezávislých na trupu plavidla a zaklínování instalací a zařízení	X		X	
Stožáry a podobné kulatiny	X	X	X	
Části motoru		X	X	
Ochranné krytí motorů a čerpadel			X	
Části elektrických instalací		X	X	
Části nakládacího a vykládacího zařízení, např. těsnění		X	X	X
Krabice, skříňky nebo jiné nádoby umístěné na palubě pro skladování jednorázového a regeneračního zařízení pro vratidla, hasicí přístroje, požárních hadic, odpadů atd.		X	X	
Jakékoli podpěry a zářázky	X		X	
Ventilátory, včetně hadicových sestav pro větrání		X	X	
Části postřikových zařízení, sprchy, oční a obličejové sprchy		X	X	
Izolace nákladních tanků a nakládacích a vykládacích potrubí, odplynovacích potrubí a topných hadů			X	X
Povrchová úprava nákladních tanků a potrubí pro nákladku a vykládku		X	X	X
Všechny druhy těsnění (např. pro kryty kupolí nebo poklopů)			X	X



Použití dřeva, slitin hliníku, plastů nebo pryže v nákladovém prostoru je povoleno pouze pro: (X značí povoleno)				
	Dřevo	Slitiny hliníku	Plasty	Pryž
Kabely elektrických zařízení			X	X
Rohož pod soustavou hadic pro nakládací a vykládací potrubí			X	X
Požární hadice, vzduchové hadice, hadice pro čištění paluby atd.			X	X
Vybavení a nádoby k odběru vzorků			X	
Fotokopie osvědčení o schválení podle bodů 8.1.2.6 nebo 8.1.2.7 a osvědčení plavidla, osvědčení o měření a osvědčení o členství v plavbě na Rýně		X	X	
Odkapávací nádoby			X	
(*) Zohledněte 9.3.1.0.5, 9.3.2.0.5 nebo 9.3.3.0.5, podle okolností				
Hliníkové měřicí tyče jsou povoleny, pokud jsou opatřeny mosaznými patkami nebo jiným způsobem chráněny proti jiskření.				

Všechny trvale upevněné materiály v obytném prostoru nebo kormidelně, s výjimkou nábytku, se nesmí snadno vznítit. Pokud nastane požár, nesmí uvolňovat výpary nebo toxické plyny v nebezpečných množstvích.

9.3.1.0.4 Barva, použitá v oblasti nákladu, nesmí při nárazu nebo při podobném namáhání zapříčinit vznik jisker.

9.3.1.0.5 Použití plastových materiálů na pracovních členech je povoleno pouze tehdy, pokud se materiál snadno nevznítí. Není-li to výslovně povoleno v bodě 9.3.1.0.3 nebo v osvědčení o schválení, je zakázáno použití dřeva, slitin hliníku, plastů nebo pryže.

Použití slitin hliníku nebo plastů pro průchody (lávky) v nákladovém prostoru je povoleno pouze v případě, že se materiál snadno nevznítí nebo nevede elektřinu.

### 9.3.1.1 Dokumentace pravidla

**POZNÁMKA:** Pro účely tohoto odstavce má pojem „vlastník“ stejný význam jako v 1.16.0.

Dokumentace pravidla musí být uchovávána vlastníkem, který musí být schopen poskytnout tuto dokumentaci na požádání příslušného orgánu a uznané klasifikační společnosti.

Dokumentace pravidla musí být udržována a novelizována po celou dobu životnosti pravidla a musí být uchována ještě po dobu 6 měsíců po vyřazení pravidla z provozu.

Pokud by došlo během životnosti pravidla ke změně vlastníka, musí být dokumentace pravidla předána novému vlastníkovi.

Kopie dokumentace pravidla nebo všech potřebných dokumentů musí být na požádání poskytnuta příslušnému orgánu pro vydání schvalovacího osvědčení a uznané klasifikační společnosti nebo inspekční organizaci pro první inspekci, periodickou inspekci, zvláštní inspekci nebo mimořádné kontroly.

### 9.3.1.2

-

### 9.3.1.7

(Vyhrazeno)

### 9.3.1.8

**Klasifikace**

#### 9.3.1.8.1

Tankové plavidlo musí být stavěno pod dohledem uznané klasifikační společnosti pro jeho nejvyšší třídu a tankové plavidlo musí být zaříděno odpovídajícím způsobem.

Vyžaduje se zachování vyšší třídy plavidla. Toto musí být potvrzeno náležitým osvědčením vydaným uznanou klasifikační společností (osvědčení třídy).

Výpočtový tlak a zkušební tlak nákladních tanků musí být uvedeny v osvědčení.

Jestliže má plavidlo nákladní tanky s rozdílnými tlaky pro otevření ventilů, musí být v osvědčení uvedeny výpočtové a zkušební tlaky každého tanku.

Uznaná klasifikační společnost vystaví osvědčení, v němž uvede všechny nebezpečné věci připuštěné

k přepravě tímto plavidlem (viz též 1.16.1.2.5).

Osvědčení třídy musí potvrdit, že plavidlo odpovídá svým vlastním dodatečným pravidlům a předpisům, které jsou platné pro předpokládané použití plavidla.

9.3.1.8.2 (Vypuštěno)

9.3.1.8.3 (Vypuštěno)

9.3.1.8.4 Soulad dokumentů požadovaných v 8.1.2.3 (r) až (v) s okolnostmi na palubě musí být zkontrolován uznávanou klasifikační společností, kontrolním orgánem nebo osobou oprávněnou k tomuto účelu příslušným orgánem, kdykoli se obnovuje osvědčení o schválení, a navíc jednou během třetího roku platnosti osvědčení o schválení. Na palubě musí být k dispozici podepsané osvědčení.

### 9.3.1.9 (Vyhrazeno)

#### 9.3.1.10 **Ochrana proti průniku nebezpečných plynů a šíření nebezpečných kapalin**

9.3.1.10.1 Plavidlo musí být postaveno tak, aby se zamezilo vniknutí nebezpečných plynů a kapalin do obytných prostor, kormidelny a provozních prostor. Žádné z oken v těchto prostorech nesmí být možné otevřít, pokud není zamýšleno jako nouzový východ a jako takové označeno.

9.3.1.10.2 Ve výšce vnějších přepážek nákladních tanků musí být na palubě namontovány vodotěsné ochranné obruby, a to v maximální vzdálenosti 0,60 m od vnějších přepážek kofrdamu nebo přepážek na konci nákladního prostoru. Ochranné obruby musí být umístěny buď po celé šířce plavidla, nebo musí být upevněny mezi podélnými jímacími obrubami, aby se zabránilo vniknutí kapalin do předního i zadního kolizního prostoru. Výška ochranných a jímacích obrub musí být minimálně 0,075 m. Ochranná obruba může odpovídat ochranné stěně předepsané v 9.3.1.10.3, pokud ochranná stěna stojí po celé šířce plavidla.

9.3.1.10.3 Pokud seznam látek pro plavidlo podle bodu 1.16.1.2.5 bude zahrnovat látky, které vyžadují zajištění proti explozi v souladu se sloupcem (17) tabulky C kapitoly 3.2, pak není povoleno použití instalací a zařízení, která nejsou alespoň typu „omezené riziko výbuchu“, během nakládky a vykládky v částech paluby mimo nákladový prostor, pokud tyto části nejsou chráněny proti vniknutí plynů plyno- a vodotěsnou stěnou. Stěna musí buď probíhat od jedné strany plavidla k druhé, nebo obklopovat oblasti, které mají být chráněny, ve tvaru písmene U. Stěna musí pokrýt celou šířku chráněné oblasti a nejméně 1,00 m ve směru opačném k nákladovému prostoru (viz schema Rozdělení zón). Výška stěny musí být nejméně 1,00 m nad sousedním palubním nákladovým prostorem v nákladovém prostoru. Vnější stěna a boční stěny obytného prostoru lze považovat za ochrannou stěnu, pokud v nich nejsou otvory a pokud jsou dodrženy rozměry.

Ochranná stěna není nutná tam, kde je vzdálenost mezi oblastmi, které mají být chráněny, a pojistným ventilem, pobřežním připojením nakládacích a vykládacích rozvodů a odvětrávacím potrubím, kompresorem na palubě a otevíráním nejbližších tlakových nádob minimálně 12,00 m.

9.3.1.10.4 Na palubě musí mít spodní hrany dveřních otvorů v bočních stěnách nástaveb a parapetů poklopy a větracích otvorů prostorů umístěných pod palubou výšku nejméně 0,50 m nad palubou.

Tento požadavek se nevztahuje na přístupové otvory do prostor dvojitého trupu a dvojitých dnů.

9.3.1.10.5 Štítice, zábradlí, paty zábradlí atd. musí být vybaveny dostatečně velkými otvory umístěnými přímo nad palubou.

#### 9.3.1.11 **Úložné prostory a nákladní tanky**

9.3.1.11.1 (a) Nejvyšší přípustný obsah nákladního tanku lze zjistit z následující tabulky:

L x B x H (m <sup>3</sup> )	Nejvyšší přípustný obsah jednoho nákladního tanku (m <sup>3</sup> )
< 600	L x B x H x 0,3
600 - 3 750	180 + (L x B x H - 600) x 0,0635
> 3 750	380

Připouštějí se alternativní varianty stavby podle 9.3.4.

V předchozí tabulce je L x B x H násobkem hlavních rozměrů tankového plavidla v metrech (podle cejchovního průkazu). Je to:

- L = největší délka trupu plavidla v m;  
 B = největší šířka trupu plavidla v m;  
 H = nejmenší kolmá vzdálenost mezi spodní hranou lodního kýlu a nejnižším bodem paluby na straně plavidla (boční výška) v oblasti nákladu v m;

kde:

U tankových plavidel se zvýšenou palubou se H nahradí  $H'$ , kde  $H'$  vyplývá z následujícího vzorce:

$$H' = H + \left( ht \times \frac{bt}{B} \times \frac{lt}{L} \right)$$

kde:

- ht = výška zvýšení paluby (vzdálenost mezi zvýšenou palubou a hlavní palubou na straně zvýšení na  $L/2$ ) v m;  
 bt = šířka zvýšení v m;  
 lt = délka zvýšení v m;

(b) Jsou zakázány tanky, které mají poměr vztahu délky k průměru větší než 7.

(c) Tanky musí být uzpůsobeny pro teplotu nákladu od + 40 °C.

9.3.1.11.2

(a) Trup plavidla musí být v oblasti nákladu vyroben následujícím způsobem<sup>1</sup>:

- jako plavidlo s dvojitou obšívku s dvojitými boky a dvojitým dnem. Vzdálenost mezi boční stěnou plavidla a podélnou přepážkou musí činit minimálně 0,80 m. Výška dvojitého dna musí činit nejméně 0,60 m. Nákladní tanky musí být uloženy do sedel, která jsou alespoň 20° vytažena nad střední linii nákladního tanku.

Chlazené nákladní tanky a nákladní tanky používané pro přepravu zchlazených stlačených plynů smí být umístěny v úložném prostoru, který je vytvořen dvojitými boky a dvojitým dnem. Uložení musí odpovídat předpisům uznávané klasifikační společnosti; nebo

- jako plavidlo s jednoduchou obšívku, přičemž bok plavidla je mezi palubním ochozem a vrchní hranou pražce opatřen bočními výztuhami, které jsou rozmístěny pravidelně ve vzdálenosti nejvýše 0,60 m a vzájemně podepřeny pomocí rámových žeber ve vzdálenosti maximálně 2,00 m. Boční výztuhy a rámová žebra musí udržovat minimálně 10% výšky boční stěny, avšak nesmí to být více než 0,30 m. Boční výztuhy a rámová žebra musí být opatřena pásem z ploché ocele, který má minimálně 7,50 cm<sup>2</sup>, resp. 15,00 cm<sup>2</sup>.

Vzdálenost mezi bokem plavidla a nákladním tankem musí být minimálně 0,80 m a mezi dnem plavidla a nákladním tankem minimálně 0,60 m. Pod jímkami čerpadel může být tato výška zmenšena na 0,50 m.

Boční vzdálenost mezi jímkami čerpadel nákladního tanku a spoji dna musí být minimálně 0,10 m.

Oporná zařízení a upevňovací pomůcky nákladních tanků musí procházet níž než je jejich horizontální diametrální linie pod úhlem nejméně 10°.

(b) Nákladní tanky musí být zajištěny proti vyplavání.

(c) Jímka čerpadla nesmí mít obsah větší než 0,10 m<sup>3</sup>. U tlakových tanků však může mít obsah 0,20 m<sup>3</sup>.

(d) Podpěry, které spojují nosné části bočních stěn plavidla s nosnými částmi podélné přepážky, nebo podpěry, které spojují nosné části dna plavidla s dnem nákladního tanku nejsou přípustné.

<sup>1</sup> Jiné stavební provedení trupu plavidla v oblasti nákladu předpokládá početní důkaz, že při přímém čelním nájezdu jiná plavidla s rovnou přídělí, může být absorbována energie 22 milionů Nm, aniž by se nákladní tanky protrhly nebo aniž by se roztrhly potrubní rozvody, které vedou k těmto nákladním tankům. Připouští se alternativní varianty stavby v souladu s oddílem 9.3.4.

- (e) Nákladní tanky, určené pro látky při teplotě nižší než -10 °C, musí být příslušným způsobem izolovány, aby teplota konstrukce plavidla nebyla nižší než minimální přípustná výpočetní teplota materiálu. Izolační látka musí být nehořlavá a zabraňovat rozšiřování plamenů.
- 9.3.1.11.3 (a) Nákladové prostory musí být odděleny od obytných prostor, strojoven a provozních prostor mimo oblast nákladu pod palubou přepážkami třídy „A-60“ podle SOLAS 74, Kapitoly II-2, Ustanovení 3. Nákladní tanky musí být od konců přepážky úložných prostor vzdáleny minimálně 0,20 m. U rovných koncových přepážek nákladových tanků musí tato vzdálenost činit alespoň 0,50 m.
- (b) V úložných prostorech a nákladových tancích musí být možná prohlídka.
- (c) Ve všech prostorách v oblasti nákladu musí být možné větrání. Musí být možné zjistit, zda neobsahují plyny.
- 9.3.1.11.4 Přepážky, které ohraničují úložné prostory, musí být vodotěsné. Nákladní tanky a koncové přepážky úložných prostor a také přepážky ohraničující oblast nákladu, nesmí mít žádné otvory nebo průchody pod palubou.
- V přepážkách mezi dvěma úložnými prostory smí být vzájemná propojení. V přepážce mezi strojovnou a provozní prostory v oblasti nákladu smí být průchody, pokud odpovídají požadavkům uvedeným v 9.3.1.17.5.
- 9.3.1.11.5 Dvojitě boky a dvojitá dna smí být v oblasti nákladu zřízeny pouze pro příjem balastní vody. Dvojitá dna smí být zařízena jako palivové tanky, pouze pokud splňují předpisy 9.3.1.32.
- 9.3.1.11.6 (a) Prostor, který se nachází pod palubou v oblasti nákladu, smí být zařízen jako provozní prostor, pokud jsou stěny, které provozní prostor ohraničují, vedeny kolmo až na dno a pokud přepážka, odvrácená od oblasti nákladu, je uspořádána v jedné rovině se žebrem od jednoho okraje paluby k druhému. Tento provozní prostor smí být přístupný jen z paluby.
- (b) Takovýto provozní prostor musí být s výjimkou přístupových a větracích otvorů vodotěsný.
- (c) V provozním prostoru, uvedeném v bodě a), nesmí být žádné nakládací ani vykládací potrubí.
- V prostoru s čerpadly pod palubou smí být nakládací a vykládací potrubí, pokud prostor s čerpadly plně odpovídá předpisům 9.3.1.17.6.
- 9.3.1.11.7 Provozní prostory pod palubou v oblasti nákladu musí být uspořádány takovým způsobem, aby byly dobře přístupné a aby v nich se nacházející provozní zařízení mohla být bezpečně obsluhována osobami, které mají osobní ochranné vybavení. Musí být postaveny takovým způsobem, aby z nich bylo možné bez zvláštních potíží vyprostit zraněné osoby a osoby v bezvědomí, případně s pomocí pevně zabudovaných zařízení.
- 9.3.1.11.8 Úložné prostory a jiné prostory, do kterých lze v oblasti nákladu vstoupit, musí být uspořádány takovým způsobem, aby je bylo možné přiměřeně a kompletně čistit a kontrolovat. S výjimkou dvojitých boků a dvojitého dna, pokud nemají společnou stěnu s nákladními tanky, musí mít vstupní otvory takové rozměry, aby osoba s dýchacím přístrojem mohla bez omezení do nich vstoupit nebo tyto opustit. Minimální rozměr otvoru: 0,36 m<sup>2</sup>; nejmenší délka strany: 0,50 m. Vstupní otvory musí být provedeny takovým způsobem, aby z nich bylo možné bez zvláštních potíží vyprostit zraněné osoby a osoby v bezvědomí, případně s pomocí pevně zabudovaných zařízení. Odstup mezi zesílením ve shora uvedených prostorech nesmí být menší než 0,50 m. Ve dvojitém dně smí tento odstup být zmenšen na 0,45 m.
- Nákladní tanky smí být opatřeny kulatým otvorem s minimálním průměrem 0,68 m.
- 9.3.1.11.9 V případě, že plavidlo má izolované nákladní tanky, tak nákladní prostory musí obsahovat pouze suchý vzduch pro ochranu izolace nákladních tanků před vlhkostí.
- 9.3.1.12 Větrání**
- 9.3.1.12.1 V každém úložném prostoru musí být dva otvory, jejichž rozměr a uspořádání jsou takové, aby větrání na každém místě prostoru bylo účinné. Pokud tyto otvory neexistují, musí být možné úložné prostory inertizovat nebo plnit suchým vzduchem.
- 9.3.1.12.2 Dvojitě boky a dvojitě dno v oblasti nákladu, které nejsou zřízeny za účelem balastování a eventuální existující kofrdamy musí být větratelné pomocí zařízení.
- 9.3.1.12.3 (a) Služební prostor umístěný v oblasti nákladu pod palubou musí být vybaven systémem ventilace. Kapacita větráků musí být dostatečná pro zajištění 20 kompletních výměn vzduchu za hodinu na základě objemu služebního prostoru.

Ventilační odsávací šachty musí sahát až do výšky 50 mm nad podlahou služebního prostoru. Vzduch musí být přiváděn šachtou v horní části služebního prostoru.

- (b) Pokud bude seznam látek pro plavidlo podle bodu 1.16.1.2.5 zahrnovat látky, které vyžadují zajištění proti explozi v souladu se sloupcem (17) tabulky C kapitoly 3.2, musí být přívody vzduchu umístěny nejméně 2,00 m nad palubou, ve vzdálenosti nejméně 2,00 m od otvorů tanku a 6,00 m od výpustí pojistných ventilů.

Prodlužovací potrubí, které může být nezbytné, může být zavěšené. Obytné a provozní prostory musí být větratelné.

9.3.1.12.4

- (a) Obytné prostory, kormidelna a služební prostory musí být vybaveny větráním.
- (b) Systém větrání v takových prostorech musí splňovat následující požadavky:
- (i) Sací otvory musí být umístěny co nejdále, a minimálně 6,00 m od chráněné oblasti, a minimálně 2,00 m nad palubou;
  - (ii) V prostorech se může udržovat přetlak nejméně 0,1 kPa (0,001 bar);
  - (iii) Je zabudováno poplašné zařízení pro případ poruchy;
  - (iv) Větrací systém, včetně poplašného zařízení pro případ poruchy, musí být minimálně typ „omezené riziko výbuchu“;
  - (v) Systém detekování plynu odpovídající níže uvedeným podmínkám 1 až 4 je připojen na větrací systém:
    - 1. Je vhodný pro použití minimálně v zóně 1, výbušné skupině IIC a teplotní třídě T6;
    - 2. Je vybaven čidly:
      - Na sacích otvorech větracího systému; a
      - Přímě pod vrchní hranou prahu vstupních dveří;
    - 3. Jeho čas  $t_{90}$  je nižší nebo se rovná 4 s;
    - 4. Měření musí být neustálé;
  - (vi) V provozních prostorách je větrací systém napojen na nouzové osvětlení, které musí být minimálně typ „omezené riziko výbuchu“;

Toto nouzové osvětlení není nutné, pokud je osvětlení v provozních prostorách minimálně typu „omezené riziko výbuchu“;
  - (vii) Sání větracího systému a instalací a zařízení, která nesplňují požadavky uvedené v 9.3.1.51 (a) a (b) a 9.3.1.52.1 musí být uzavřeno, pokud je dosaženo koncentrace, která se rovná 20% dolní meze výbušnosti n-Hexanu;

Vypínání musí být v obytných prostorách a v prostoru kormidelny viditelně a slyšitelně signalizováno;
  - (viii) V případě selhání větracího systému nebo instalací detekce plynu v obytných prostorách, musí být vypnuty instalace a zařízení v ubytovacích prostorách, které nesplňují požadavky uvedené v 9.3.1.51 (a) a (b) a 9.3.1.52.1;

Porucha musí být signalizována v obytných prostorech, kormidelně a na palubě vizuálními a zvukovými signály;
  - (ix) V případě selhání větracího systému nebo instalací detekce plynu v kormidelně nebo služebních prostorech, musí být vypnuty instalace a zařízení v těchto prostorech, které nesplňují požadavky uvedené v 9.3.1.51 (a) a (b) a 9.3.1.52.1;

Porucha musí být viditelně a slyšitelně signalizována v prostoru kormidelny a na palubě; Pokud se poplach nevypne, musí být automaticky předán do obytných prostor;
  - (x) Jakékoli vypnutí musí nastat okamžitě a automaticky a, je-li to nutné, musí aktivovat nouzové osvětlení;

Zařízení automatického vypínání je nastaveno tak, aby k automatickému vypnutí nedošlo v době, kdy plavidlo pluje;
- (c) Pokud v prostoru není větrací systém nebo větrací systém prostoru nesplňuje všechny požadavky uvedené výše v (b), instalace nebo zařízení přítomná v takovém prostoru mohou, pokud jsou zapnutá, dát vzniknout povrchovým teplotám vyšším než uvedeným v 9.3.1.51 (a) a (b) nebo která nesplňují požadavky uvedené v 9.3.1.52.1, musí být možné je vypnout.

9.3.1.12.5 (Vypuštěno)

9.3.1.12.6 Na větracích otvorech musí být umístěny tabulky uvádějící podmínky, za nichž mají být otvory uzavřeny. Všechny větrací otvory obytných prostor, kormidelny a služebních prostor vedoucí do venkovního prostoru mimo nákladový prostor musí být vybaveny zařízeními trvale upevněnými podle bodu 9.3.1.40.2.2 (c), která umožňují jejich rychlé uzavření. Musí být jasné, zda jsou otevřené nebo zavřené.

Tyto větrací otvory musí být umístěny nejméně 2,00 m od oblasti nákladu.

V této oblasti mohou být umístěny větrací otvory služebních prostor v oblasti nákladu.

### 9.3.1.13 **Stabilita (obecně)**

9.3.1.13.1 Musí být prokázána dostatečná stabilita včetně stability v poškozeném stavu.

9.3.1.13.2 Základní hodnoty pro výpočet stability – hmotnost prázdného plavidla a poloha těžiště hmotnosti – musí být určeny buď pomocí nakládního pokusu, nebo detailním výpočtem hmotnosti. Přitom se musí ověřit hmotnost prázdného plavidla měřením ponoru, přičemž se vypočtená hmotnost nesmí lišit více než o  $\pm 5\%$  od hodnoty hmotnostního výtlačku určené ze změřeného ponoru.

9.3.1.13.3 Musí být prokázána dostatečná stabilita v nepoškozeném stavu pro všechna stadia nakládky a vykládky a pro konečný stav naložení pro všechny relativní hustoty přepravovaných látek uvedených v seznamu látek připuštěných k přepravě v plavidle podle 1.16.1.2.5.

Pro každou nakládací operaci je třeba vzít v úvahu skutečná plnění a zaplavení nákladních cisteren, balastních nádrží a komor, nádrží na pitnou vodu a na odpad a nádrží obsahujících produkty pro provoz plavidla, plavidlo musí splňovat požadavky na nepoškozenou a poškozenou stabilitu.

Mezistavy během operací musí být též vzaty v úvahu.

Musí být prokázána dostatečná stabilita pro každou provozní, nakládací a balastní podmínku v knížce stability schválená uznanou klasifikační společností, která zařadila plavidlo. Jestli je to nepraktické pro předběžnou kalkulaci provozních, nakládacích a balastních podmínek, nakládací zařízení schválené uznanou klasifikační společností, která klasifikuje plavidlo, musí být instalováno a použito, které je uvedeno v knížce stability.

**POZNÁMKA:** Knižka stability musí být ve formě srozumitelné pro odpovědného velitele a obsahovat následující údaje:

*Všeobecný popis plavidla:*

- Všeobecné uspořádání a plány kapacity udávající schválené použití oddílů a prostor (nákladní nádrže, sklady, ubytování atd.);
- Náskres uvádějící polohu značek ponoru ve vztahu ke kolmicím plavidla;
- Schéma podpalubních balastních čerpacích a ochranných systémů zaplavení;
- Hydrostatické křivky nebo tabulky odpovídající konstrukčnímu vyvážení, a pokud se významné vyvažovací úhly předpokládají během normálního provozu plavidla, křivky nebo tabulky odpovídající takovému stupni vyvážení musí být uvedeny;
- Příčné křivky nebo tabulky stability vypočtené na volném vyvažovacím základě, pro stupně přemístění a vyvážení předvídané v normálních provozních podmínkách, s uvedením objemu, který byl uvažován pro výtlačk;
- Cisternové tabulky nebo křivky ukazující kapacity, těžiště a údaj o volném prostoru všech nákladních nádrží, balastních nádrží a komor, nádrží na pitnou vodu a odpadní vodu a nádrží obsahující produkty pro provoz plavidla;
- Nezbytné údaje (hmotnost a těžiště) vycházející z odchylné zkoušky nebo měření vlastní hmotnosti v kombinaci dílčím vážením hmotnosti nebo jinými přípustnými měřeními. Kde jsou výše uvedené informace odvozeny ze sesterského plavidla, odvolávka na sesterské plavidlo musí být jasně uvedena a kopie zprávy o schválené odchylné zkoušce relevantního sesterského plavidla musí být zahrnuta;
- Kopie zprávy o schválené zkoušce musí být zahrnuta do knížky stability;
- Provozní nakládací podmínky s relevantními podrobnými údaji, jako:
  - Nezbytné údaje, plnění nádrží, sklady, posádka a jiné relevantní části na palubě (hmotnost a těžiště každé relevantní části na palubě, momenty volného povrchu pro kapalné náklady);
  - Ponory středu plavidla a při kolmicích;

- *Metacentrická výška korigovaná pro účinek volných povrchů;*
- *Hodnoty směrové páky a křivka;*
- *Podélné ohybové momenty a smykové síly na čitelných bodech;*
- *Informace o otvorech (umístění, typ těsnosti, prostředky uzávěrů); a*
- *Informace pro velitele.*
- *Výpočet vlivu balastní vody na stabilitu s informací, jestli pevně zabudované hladinoměry pro balastní nádrže a prostory musí být instalovány nebo jestli balastní nádrže nebo prostory musí být úplně plné nebo úplně prázdné, pokud je to jinak.*

9.3.1.13.4 Plovatelnost v poškozeném stavu musí být prokázána pro nejnepríznivější stav naložení. K tomuto účelu musí být předložen vypočtený důkaz dostatečné stability pro kritické mezistavy a pro konečný stav zaplavení.

#### 9.3.1.14 **Stabilita (v nepoškozeném stavu)**

9.3.1.14.1 Požadavky na stabilitu v nepoškozeném stavu, vyplývající z výpočtu zaplavení, nesmí být překročeny.

9.3.1.14.2 Pro plavidla s nákladními tanky o šířce větší než 0.70 B musí být podán důkaz, že byly dodrženy následující požadavky na stabilitu:

- (a) V pozitivní ploše křivky ramene stability až do zanoření prvního nevodotěsného otvoru musí být rameno stability (GZ) nejméně 0,10 m;
- (b) Obsah pozitivní plochy křivky ramene stability až do zanoření prvního nevodotěsného otvoru a v každém případě až do úhlu náklonu  $< 27^\circ$  musí být nejméně 0,024 m.rad;
- (c) Výška metacentra (GM) musí být nejméně 0,10 m.

Tyto podmínky musí být splněny, přičemž je nutno pamatovat na vliv všech volných hladin v tancích pro všechny fáze nakládky a vykládky.

9.3.1.14.3 Rozhodující pro plavidlo je nejprísrnější z požadavků uvedených v 9.3.1.14.1 a 9.3.1.14.2.

#### 9.3.1.15 **Stabilita (v případě poškození)**

9.3.1.15.1 Pro případ poškození je třeba zohlednit následující:

- (a) rozsah poškození na jednom boku plavidla:
 

podélný rozsah:	nejméně 0,10 L, avšak ne méně než 5,00 m;
příčný rozsah:	0,79 dovnitř od boku plavidla pod přímým úhlem k diametrální linii na úrovni roviny ponoru při maximálním ponoru nebo, pokud je to vhodné, vzdálenost povolenou oddílem 9.3.4, sníženou o 0,01 m;
svislý rozsah:	neohraničený od základní roviny vzhůru.
- (b) rozsah poškození dna:
 

podélný rozsah:	minimálně 0,10 L, avšak ne méně než 5,00 m;
příčný rozsah:	3,00 m;
svislý rozsah:	0,59 m vzhůru od základny kromě sacích jímek.
- (c) Všechny přepážky, spadající do oblasti poškození, se považují za proražené, to znamená, že dělení přepážkami na úseky musí být voleno tak, aby bylo plavidlo plavby schopné i po zaplavení dvou nebo více přímo za sebou ležících úseků.

Přitom se musí dbát na následující:

- při poškození dna se považují za zaplavené i úseky, ležící vedle sebe napříč plavidla;
- spodní hrany vodotěsně neuzavíratelných otvorů (např. dveří, oken, palubních poklopů), musí v konečné fázi zaplavení ležet nejméně 0,10 m nad rovinou ponoru;
- všeobecně se musí počítat s 95 % rozsahem zatopení. Je-li výpočtem prokázáno, že střední zaplavení v kterémkoli prostoru je menší než 95 %, může být dosazena vypočtená hodnota.

Dosazují se však následující minimální hodnoty:

- |  |      |
|--|------|
| - strojovna  | 85 % |
| - prostory pro posádku   | 95 % |
| - dvojité dno, olejové nádrže, balastní nádrže, atd. podle toho, zda jedle jejich určení lze považovat |      |

při maximálním ponoru za plné  
nebo prázdné

0 nebo 95 %.

Pro hlavní strojovnu stačí prokázat schopnost plavby jen pro stav zaplavení jednoho úseku, tj. konečné přepážky strojovny se nepovažují za poškozené.

9.3.1.15.2

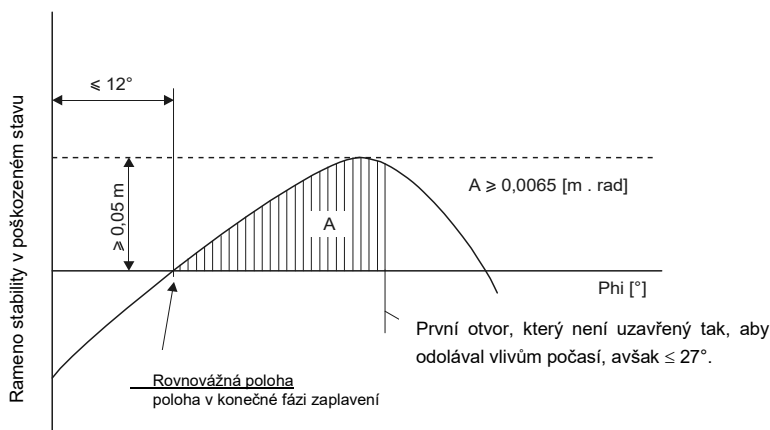
Pro mezistav zaplavení musí být splněna následující kritéria:

$$GZ \geq 0.03 \text{ m}$$

Rozsah pozitivních hodnot  $GZ$ :  $5^\circ$ .

Náklon plavidla v rovnovážné poloze (konečný sklon plavidla) nesmí přesahovat  $12^\circ$ . Otvory, které nejsou vodotěsně uzavíratelné, se mohou zanořovat teprve až po dosažení rovnovážné polohy. Pokud se zanořují dřívě, považují se k nim příslušné prostory při poškození za zatopené.

Nad rovnovážnou polohu musí pozitivní oblast křivky vztyčeného ramene stability vykazovat  $\geq 0,05 \text{ m}$  ve spojení s plochou  $\geq 0,0065 \text{ m} \cdot \text{rad}$ . Minimální hodnoty stability musí být dodrženy až do zanoření prvních otvorů, které nejsou uzavřeny tak, aby odolávaly vlivům počasí, avšak před úhlem náklonu  $\leq 27^\circ$ . Zanoří-li se tyto otvory dřívě, je třeba k nim náležící prostory při výpočtu považovat za zatopené.



9.3.1.15.3

Pokud otvory, jimiž mohou být dodatečně zaplaveny nepoškozené prostory, mohou být vodotěsně uzavřeny, musí tato uzavírací zařízení být odpovídajícím způsobem označena.

9.3.1.15.4

Pokud jsou provedeny otvory pro přepouštění nebo zatopení pro snížení asymetrie, musí dojít k vyrovnání během 15 minut, pokud se v mezistavech prokáží dostatečné hodnoty stability v poškozeném stavu.

9.3.1.16

### **Prostory strojovny**

9.3.1.16.1

Spalovací motory pro provoz plavidla jakož i spalovací motory pomocných strojů, musí být umístěny mimo oblast nákladu. Přístup a další otvory do těchto prostor musí být umístěny v minimální vzdálenosti 2,00 m od oblasti nákladu.

9.3.1.16.2

Strojovny musí být přístupné z paluby plavidla. Přístupy nesmí být nasměrovány k oblasti nákladu. Pokud nejsou dveře umístěny do výklenku, jehož hloubka odpovídá alespoň šířce dveří, musí být závěsy dveří obráceny k oblasti nákladu.



**9.3.1.17 Obytné a provozní prostory**

9.3.1.17.1 Obytné prostory a kormidelna musí ležet mimo oblast nákladu před první kolmou rovinou vpředu nebo za nejzazší kolmou rovinou pod palubou se nacházející části oblastí nákladu. Okna kormidelny, která jsou umístěna minimálně 1,00 m nad podlahou kormidelny, smí být nakloněna dopředu.

9.3.1.17.2 Přístupy k prostorům a otvorům v nástavbách nesmí být nasměrovány k oblasti nákladu. Závěsy dveří, které se otevírají směrem ven a nejsou umístěny ve výklenku, jehož hloubka odpovídá alespoň šířce dveří, musí být obráceny k oblasti nákladu.

9.3.1.17.3 Přístupy z paluby a otvory prostor do volného prostoru musí být možné uzavírat. Na přístupu do těchto prostor musí být připevněno následující upozornění:

**BĚHEM NAKLÁDKY, VYKLÁDKY A ODPLYNOVÁNÍ  
NEOTEVÍRAT BEZ SVOLENÍ VELITELE PLAVIDLA.  
OKAMŽITĚ OPĚT ZAVŘÍT.**

9.3.1.17.4 Vstupy a otevíratelná okna nástaveb a obytných prostor a také jiné otvory k těmto prostorům musí být vzdáleny minimálně 2,00 m od oblasti nákladu. Okna a dveře kormidelny smí být v rámci těchto 2,00 m umístěny jenom tehdy, pokud neexistuje přímé spojení mezi kormidelnou a obytnými prostory.

9.3.1.17.5 (a) Hnací hřídele drenážních a balastních čerpadel v oblasti nákladu smí být vedeny skrze přepážku mezi provozním prostorem a strojovnou, pokud uspořádání provozního prostoru odpovídá předpisům 9.3.1.11.6.

(b) Vedení hřídele přepážkou musí být provedeno plynotěsně a schváleno uznávanou klasifikační společností.

(c) Připojení musí obsahovat potřebné provozní pokyny.

(d) V přepážce mezi strojovnou a provozním prostorem v oblasti nákladu a mezi strojovnou a úložným prostorem smí být umístěna vedení elektrických kabelů, vedení hydrauliky a potrubí pro měřicí, řídicí a signální zařízení, pokud jsou provedeny plynotěsně a schváleny uznávanou klasifikační společností. Vedení přepážkou, která je opatřena protipožární izolací „A-60“ podle SOLAS 74, kapitola II-2, pravidlo 3, musí mít stejně hodnotnou protipožární izolaci.

(e) Přepážkou mezi strojovnou a provozním prostorem v oblasti nákladu smí být vedeny potrubní rozvody, pokud se přitom jedná o rozvody mezi strojním zařízením ve strojovně a v provozním prostoru, které nemají ve strojovně žádné otvory

(f) Bez ohledu na 9.3.1.11.4 smějí potrubí ze strojovny procházet služebním prostorem v oblasti nákladu nebo kofrdamem nebo úložným prostorem nebo prostorem dvojitých boků ven do volného prostoru za podmínky, že jsou tato potrubí uvnitř služebního prostoru nebo kofrdamu nebo úložného prostoru nebo prostoru dvojitých boků tlustostěnného typu a nemají žádné slepé příruby ani otvory.

(g) Pokud hnací hřídel pomocného stroje vede skrze stěnu, která je nad palubou, musí být toto vedení provedeno jako plynotěsné.

9.3.1.17.6 Provozní prostor, který se nachází pod palubou v oblasti nákladu, se nesmí používat jako prostor s čerpadly pro umístění vlastního systému plavidla pro vypouštění plynů, jako např. kompresoru nebo kombinovaného kompresoru-výměníku tepla-čerpadla, s výjimkou případů, kdy:

– Je místnost s čerpadly oddělená od strojovny nebo provozních prostor mimo oblast nákladu kofrdamem nebo přepážkou s izolací Třída „A-60“, jak je popsáno v SOLAS 74, Kapitoly II-2, Ustanovení 3, nebo provozním nebo nákladovým prostorem;

– Výše požadovaná přepážka „A-60“ nemá prolomení podle 9.3.1.17.5 (a);

– Výstupní otvory větrání jsou rozmístěny minimálně 6,00 m od vstupů a otvorů obytných prostor, kormidelny a provozních prostor mimo oblast nákladu;

– Vstupní poklopy a větrací otvory jsou uzavíratelné zvenčí;

– Všechny nakládací a vykládací rozvody (sací a tlakové) jsou vedeny přes palubu nad prostorem s čerpadly. Potřebná obsluha ovládacích zařízení v prostoru s čerpadly, spouštění čerpadel nebo kompresorů a regulace proudu tekutiny musí probíhat z paluby;

– Systém je plně integrován do systému potrubních rozvodů plynů a kapalin;

– Prostor s čerpadly je opatřen vestavěným zařízením pro detekci kyslíku, které automaticky ukazuje množství kyslíku, a které při dosažení koncentrace kyslíku 19,5 % spustí viditelný a slyšitelný poplach. Čidla tohoto systému musí být umístěna ve vhodných polohách na podlaze a ve výšce

2,00 m. Měření musí probíhat nepřetržitě a musí být zobrazeno v blízkosti vchodu. Akustické a optické poplašné zařízení musí být instalovány v kormidelně a v prostoru s čerpadlem a při spuštění alarmu musí být systém nakládky a vykládky odstaven;

- Porucha systému pro měření kyslíku musí spustit optický a akustický poplach v kormidelně a na palubě. Pokud se poplach nevypne, musí být automaticky předán do obytných prostor;
- Ventilační systém předepsaný v 9.3.1.12.3 má dostatečnou kapacitu, aby zajistil minimálně 30 výměn vzduchu za hodinu na základě celkového objemu provozního prostoru.

Pokud bude seznam látek pro plavidlo podle 1.16.1.2.5 zahrnovat látky, které vyžadují zajištění proti explozi v souladu se sloupcem (17) tabulky C kapitoly 3.2, musí být místnost s čerpadlem také vybavena vestavěným systémem detekce plynů, který automaticky ukazuje přítomnost hořlavých plynů a aktivuje optický a akustický alarm, když koncentrace plynu dosáhne 20 % dolní meze výbušnosti nákladu nebo 20 % hodnoty dolní meze výbušnosti n-hexanu, podle toho, která hodnota je kritičtější.

Čidla tohoto systému detekce plynu musí být umístěna ve vhodných polohách ve spodní části a přímo pod palubou.

Měření musí probíhat nepřetržitě a musí být zobrazeno v blízkosti vchodu.

Akustické a optické poplašná zařízení musí být instalována v kormidelně a v prostoru s čerpadlem a při spuštění alarmu musí být odstaven systém nakládky a vykládky;

Jakákoli porucha systému detekce plynu musí být okamžitě signalizována v kormidelně a na palubě optickým a akustickým varováním. Pokud se poplach nevypne, musí být automaticky předán do obytných prostor.

9.3.1.17.7

Na vstupu do prostoru s čerpadly musí být připevněn následující nápis:

**PŘED VSTUPEM DO PROSTORU S ČERPADLY PŘEZKOUŠET NEPŘÍTOMNOST PLYNŮ  
A TAKÉ DOSTATEK KYSLÍKU.  
DVEŘE A VSTUPNÍ OTVORY NEOTEVÍRAT BEZ SVOLENÍ VELITELE PLAVIDLA.  
PŘI SIGNÁLU IHNEDE OPUSTIT PROSTOR.**

9.3.1.18

#### ***Zařízení pro plnění inertního plynu***

V případě předepsaného vytvoření inertního prostředí nebo polštáře musí být na plavidle zařízení pro plnění inertním plynem.

Toto zařízení musí umět udržovat stálý minimální tlak 7 kPa (0,07 bar) v prostorech, ve kterých musí být vytvořeno inertní prostředí. Mimo to, činnost zařízení pro plnění inertním plynem nesmí vést ke zvyšování tlaku v nákladním tanku nad tlak, pro který jsou nastaveny ventily zvýšení tlaku. Tlak, pro který je nastaven vakuový ventil, musí být 3,5 kPa (0,035 bar).

Množství inertního plynu, nutného pro nakládku nebo vykládku, se musí přepravovat nebo vyrábět na palubě plavidla, pokud není možnost jeho obdržení ze břehu. Mimo to, na palubě plavidla se musí nacházet dostatečné množství inertního plynu pro doplnění běžných ztrát, ke kterým dochází během přepravy.

Prostory, ve kterých musí být vytvořeno inertní prostředí, musí být vybaveny přípojkami pro plnění inertním plynem a kontrolním zařízením, zajišťujícím stálou kontrolu potřebného prostředí.

Když tlak nebo koncentrace inertního plynu v plynné fázi se snižují pod zadanou hodnotu, musí kontrolní zařízení dávat do kormidelny světelný a zvukový signál. Když v kormidelně není nikdo přítomen, poplašný signál musí, mimo to, být k dispozici v místě, kde je přítomen jeden ze členů posádky.

9.3.1.19

-

9.3.1.20

***(Vyhrazeno)***

9.3.1.21

#### ***Bezpečnostní a kontrolní zařízení***

9.3.1.21.1

Každý nákladní tank musí být opatřen:

- (a) (Vyhrazeno)
- (b) přístrojem, který ukazuje úroveň hladiny;
- (c) přístrojem, který upozorňuje na úroveň hladiny nejpozději při naplnění na 86 %;

- (d) čidlem mezní hodnoty, které spustí bezpečnostní pojistku proti přeplnění nejpozději při naplnění na 97,5 %;
  - (e) zařízením na měření tlaku plynné fáze v nákladním tanku;
  - (f) zařízením na měření teploty nákladu;
  - (g) přípojkou pro připojení zařízení pro odběr vzorků uzavřeného typu.
- 9.3.1.21.2 Stupeň plnění v % musí být zjistitelný s přesností na 0,5 %. Vztahuje se na obsah celého nákladního tanku včetně expanzní šachty.
- 9.3.1.21.3 Přístroj, který ukazuje úroveň hladiny, musí být možné sledovat z místa obsluhy uzavíracích prvků příslušného nákladního tanku. Maximálně přípustné hladiny naplnění 91 %, 95 % a 97 %, uvedené v seznamu látek, musí být vyznačeny na každém ukazateli úrovně.
- Hodnoty přetlaku a vakua musí být viditelné v jakoukoliv dobu z toho místa, odkud je možné přerušit nakládku nebo vykládku. Maximálně přípustná hodnota přetlaku nebo vakua musí být vyznačena na každém ukazateli.
- Údaje přístrojů musí být viditelné při každých povětrnostních podmínkách.
- 9.3.1.21.4 Signální přístroj úrovně hladiny musí na plavidle spustit akustický a optický signál a musí být nezávislý na přístroji, který ukazuje úroveň hladiny.
- 9.3.1.21.5 (a) Čidlo mezních hodnot podle odstavce 9.3.1.21.1 (d) musí na plavidle spustit akustický a optický signál a zároveň aktivuje elektrický kontakt, který v podobě binárního signálu přeruší tok proudu z břehového zařízení a na břehu může zavést opatření proti přetečení při nakládce.
- Signál musí být možné předat na břeh pomocí dvoupólového vodotěsného přístrojového konektoru zařízení, které zapojuje spoje, podle normy EN 60309-2:1999+A1:2007+A2:2012 pro stejnosměrný proud 40 až 50 V, barva označení bílá, poloha pomocného nosu šroubu 10 h.
- Zásuvka musí být připevněna v bezprostřední blízkosti břehového zapojení nakládacího a vykládacího potrubí na plavidle.
- Čidlo mezních hodnot musí být také schopné vypnout vlastní vykládací čerpadlo.
- Čidlo mezních hodnot musí být nezávislé na přístroji, který upozorňuje na úroveň hladiny, smí však být spojeno s přístrojem, který ukazuje úroveň hladiny.
- (b) Během vykládky pomocí čerpadla na plavidle musí být možno čerpadlo vypnout z břehového objektu. K tomuto účelu musí být nezávislé, samo o sobě bezpečné silnoproudé vedení, napájené plavidlem, vypnuto z břehového objektu pomocí elektrického kontaktu.
- Musí být možné přenést binární signál z břehového objektu pomocí vodotěsné dvoupólové zásuvky nebo konektorového zařízení podle normy EN 60309-2:1999+A1:2007+A2:2012, pro stejnosměrný proud 40 až 50 V, identifikační barva bílá, poloha pomocného nosu šroubu 10 h.
- Tato zásuvka musí být trvale namontována na plavidle v blízkosti napojení vykládacích potrubí.
- 9.3.1.21.6 Optické a akustické signály přístroje, který upozorňuje na úroveň hladiny a čidla mezních hodnot se od sebe musí zřetelně odlišovat.
- Optické signály musí být vidět na každém obslužném místě uzavíracích armatur nákladních tanků. Funkce měřícího čidla a elektrického obvodu musí být lehce kontrolovatelná nebo musí stačit provedení "failsafe".
- 9.3.1.21.7 Zařízení k měření tlaku a teploty nákladu musí při překročení předepsaného tlaku nebo předepsané teploty spustit optický a akustický signál v kormidelně. Pokud kormidelně není obsazena, musí být signál zaznamenaný též z místa, které je obsazeno členem posádky.
- Při nakládce a vykládce musí toto zařízení při dosažení jedné ze zadaných hodnot okamžitě spustit elektrický kontakt, který může pomocí konektoru, popsaného v odstavci 9.3.1.21.5, zahájit opatření, kterým lze přerušit nakládku nebo vykládku. Při používání vlastního čerpadla plavidla musí být toto automaticky vypnuto. Sensory pro alarmy uvedeny výše mohou být připojeny k instalaci alarmu.
- 9.3.1.21.8 Pokud se ovládací prvky uzavíracích armatur nákladních tanků nachází v řídicím prostoru, musí být možné odpojení nákladních čerpadel z tohoto místa řízení, údaje ukazatele úrovně musí být viditelné na místě řízení a světelné a zvukové poplašné signály, které podává havarijně-poplachový signál

úrovně čidlem vysoké úrovně podle bodu 9.3.1.21.1 (d), a přístroji pro měření tlaku a teploty nákladu, musí být vidět a slyšet na místě řízení a na palubě.

Musí být zajištěn dohled nad oblastí nákladu z kontrolního prostoru.

- 9.3.1.21.9 Plavidlo musí být vybaveno tak, aby bylo možné proces nakládky/vykládky přerušit vypínačem, tzn. vysokorychlostní ventil musí být možné napojit přímo na pohyblivé vedení mezi plavidlem a břehem. Tyto vypínače musí být na plavidle umístěny na dvou místech (vpředu a vzadu).

Přerušovací systém musí být zkonstruován na principu ve stavu bez proudu.

- 9.3.1.21.10 V případě přepravy chlazených látek tlak spuštění poplachového systému se určuje podle konstrukce nákladních tanků. V případě přepravy látek, které se musí přepravovat v chlazeném stavu, tlak spuštění poplachového systému musí přesahovat nejméně o 25 kPa (0,25 bar) vypočtený maximální tlak v souladu s pododílem 9.3.1.27.

- 9.3.1.21.11 Na plavidlech, schválených pro přepravu hluboce zchlazených zkapalněných plynů musí být v nákladním prostoru zajištěna následující ochranná opatření:

- Pod armaturou pro připojení s břehovým nakládacím/vykládacím potrubím, kterým se provádí nakládka/vykládka, se umísťují nádoby. Tyto musí být zhotoveny z materiálů, schopných snášet teplotu nákladu a být izolovány od paluby. Musí mít dostatečný objem a musí být vybaveny nátrubkem pro odtok mimo palubu.
- Vodní systém pro kropení, aby obsahl:
  1. nechráněné otvory nákladních tanků;
  2. nechráněné nádrže na palubě pro hořlavé nebo toxické látky;
  3. části palubního nákladního prostoru, kde se může vyskytnout prosakování.

Kapacita vodního systému pro kropení musí být taková, aby při činnosti všech rozprašovacích trysek byl výstřik 300 l na čtvereční metr plochy nákladní paluby za hodinu. Systém musí být možno uvést do činnosti z kormidelny i z paluby;

- Systém vodní clony okolo spojovací armatury s břehem u používaného nakládacího/vykládacího potrubí, určený pro ochranu paluby a boku plavidla v případě armatury pro spojení s břehem u používaného nakládacího/vykládacího potrubí během připojování a odpojování nakládacího ohebného spojení nebo hadice. Systém vodní clony musí mít dostatečnou kapacitu. Tento systém musí být možno uvádět do činnosti z kormidelny i z paluby.

- 9.3.1.21.12 Za účelem zamezení poškození nákladních tanků během nakládky a nakládacího/vykládacího potrubí během nakládky a vykládky na plavidlech, přepravujících hluboce zchlazené zkapalněné plyny, musí být písemné pokyny pro předběžné ochlazení. Tyto pokyny se musí používat před uvedením plavidla do provozu a po dlouhé technické údržbě.

### 9.3.1.22 *Otvory nákladních tanků*

- 9.3.1.22.1 (a) Otvory nákladních tanků se musí nacházet na palubě v oblasti nákladu.  
(b) Otvory nákladních tanků s příčnou plochou více než 0,10 m<sup>2</sup> musí být umístěny ve vzdálenosti nejméně 0,50 m nad úrovní paluby.

- 9.3.1.22.2 Otvory nákladních tanků musí být opatřeny plynotěsnými uzávěry, které odpovídají příslušným ustanovením 9.3.1.23.1.

- 9.3.1.22.3 Výstupní otvory pro plyny z přetlakových ventilů musí být umístěny minimálně 2,00 m nad palubou plavidla a minimálně 6,00 m od obytných prostor jakož 6,00 m od provozních prostor ležících mimo oblast nákladu. Tato výška může být snížena, pokud bezprostředně kolem výstupního otvoru přetlakového ventilu v okolí 1,00 m nejsou žádná obslužná zařízení a tato oblast je označena jako oblast nebezpečí.

- 9.3.1.22.4 Uzávěry, které se normálně používají během nakládky a vykládky, nesmějí při používání způsobovat vznik jisker.

- 9.3.1.22.5 Každý tank, ve kterém se přepravují chlazené látky, musí být vybaven ochranným systémem, zamezující vytvoření nepřipustného snížení nebo zvýšení tlaku.

### 9.3.1.23 *Tlaková zkouška*

- 9.3.1.23.1 Nákladní tanky a nakládací a vykládací potrubí musí odpovídat předpisům pro tlakové nádoby, které jsou pro přepravované látky vydány příslušným orgánem nebo uznávanou klasifikační společností.

9.3.1.23.2 Kofrdamy, pokud existují, musí být přezkoušeny nejprve před uvedením do provozu a dále pak pravidelně v rámci předepsaných lhůt.

Zkušební tlak musí být minimálně 10 kPa (0,10 barů) přetlaku.

9.3.1.23.3 Maximální lhůta pro opakované přezkoušení podle 9.3.1.23.2 činí jedenáct let.

### 9.3.1.24 **Regulace tlaku a teploty nákladu**

9.3.1.24.1 V případě, že celý systém zachování nákladu není uzpůsoben na to, aby vydržel plný efektivní tlak par nákladu při vrchních hodnotách okolních výpočtových teplot, tak tlak v tankách musí se udržovat na úrovni nižší maximálně přípustného tlaku účinnosti pojistných ventilů za pomoci jednoho nebo několika následujících prostředků:

- (a) systém regulace tlaku nákladních tanků, využívající mechanické ochlazování;
- (b) systém umožňující stlačený plyn nahřát a zvýšit svůj tlak. Izolace a výpočetní tlak nákladního tanku, nebo souhrn těchto dvou elementů, musí být takový, aby zůstávala dostatečná pevnostní vůle s ohledem na dobu služby a předpokládaných teplot; v každém případě tento systém se musí považovat za přijatelný uznanou klasifikační společností a zajišťovat bezpečnost během doby přesahující nejméně trojnásobek lhůty životnosti;
- (c) pouze pro UN 1972, systém pro regulaci tlaku v nákladním tanku, přičemž se výpary z varu využívají jako palivo;
- (d) jiný systém, které se považují za přijatelné uznanými klasifikačními společnostmi.

9.3.1.24.2 Systémy, předepsané v bodě 9.3.1.24.1, musí být zhotoveny, umístěny a prověřeny tak, aby toto nevyvolalo námitky uznané klasifikační společnosti. Materiály, použité při jejich konstrukci, musí být v souladu s přepravovaným nákladem. V obvyklých podmínkách provozu horní limity výpočtu okolních teplot musí představovat:

vzduch: + 30 °C;  
voda: + 20 °C.

9.3.1.24.3 Systém uložení nákladu musí být způsobilý vydržet plný tlak par nákladu při horních mezích vypočtených okolních teplot, nezávisle na systému, vybraného pro vypařovaných plynů. Tento předpis je uveden výše formou poznámky 37 ve sloupci (20) tabulky C kapitoly 3.2.

### 9.3.1.25 **Čerpadla a potrubí**

9.3.1.25.1 Čerpadla, kompresory a příslušná zařízení nakládky a vykládky musí být umístěny v oblasti nákladu. Nakládací čerpadla a kompresory musí být navíc možné vypínat z oblasti nákladu a dále z místa mimo tuto oblast. Nakládací čerpadla a kompresory musí být umístěny minimálně 6,00 m od přístupů nebo otvorů obytných a provozních prostor, které jsou umístěny mimo oblast nákladu.

9.3.1.25.2 (a) Nakládací a vykládací potrubí musí být nezávislé na jakýchkoli jiných potrubích na plavidle. Pod palubou, s výjimkou vnitřku nákladních tanků a provozních prostor, které jsou určeny pro instalování vlastních odplynovacích zařízení, nesmí být žádné potrubí, určené pro náklad.

(b) *(Vyhrazeno)*

(c) Nakládací a vykládací potrubí se od ostatních musí odlišovat, například barevným označením.

(d) Nakládací a vykládací potrubí na palubě a sběrné plynové potrubí, s výjimkou břehové přípojky, avšak včetně pojistných ventilů, se musí nacházet s příslušnými oddělovacími šoupaty a ventily uvnitř vnějšího ohraničení dómů, podélně procházejícího plavidlem a minimálně v odstupu jedné čtvrtiny šířky plavidla k obšívce. To neplatí pro odlehčující potrubí za bezpečnostními ventily. Jestliže však příčně plavidlem probíhá jen jeden tankový dóm, musí se potrubí s příslušnými oddělovacími šoupaty a ventily nacházet v odstupu minimálně 2,70 m od obšívky.

U vedle sebe uspořádaných nákladních tanků je třeba všechny přípojky k tankovým dómům uspořádat na prostředek plavidla se nacházející stranu tankových dómů. Přitom smějí vnější přípojky ležet na střední línii, která vede paralelně ke střední ose plavidla skrz tankové domy. Uzavírací armatury se musí nacházet, pokud možno blízko nebo přímo na dómu tanku. Uzavírací zařízení nakládacích a vykládacích potrubí musí být duplikována, přičemž jedno ze zařízení je tvořeno rychlouzavíracím ventilem. Při vnitřním průměru < 50 mm smí uzavírací armatura být provedena jako pojistka při prasknutí potrubí.

(e) Břehové přípojky musí být od přístupů a otvorů obytných a také provozních prostor, ležících v oblasti nákladu, vzdáleny minimálně 6,00 m.

- (f) Všechny břehové přípojky sběrného vedení plynu a nakládacích a vykládacích potrubí, kterými se nakládá a vykládá, musí být opatřeny uzavírací armaturou a rychlouzavíracím ventilem. Všechny břehové přípojky musí, pokud nejsou v provozu, být zaslepeny přírubou.
- (g) Nakládací/vykládací potrubí a rovněž kolektory pro odplynění nesmí mít ohebná spojení s pohyblivými přípojkami.  
Pro přepravu hluboce zchlazených zkapalněných plynů
- (h) Nakládací/vykládací potrubí a nákladní tanky musí být chráněny před přílišným zatížením v důsledku tepelných deformací a před pohybem konstrukcí tanků a trupu.
- (i) V případě nutnosti musí být zajištěna tepelná izolace nakládacího/vykládacího potrubí před okolní konstrukcí trupu s cílem zabránit snížení teploty trupu pod vypočtenou teplotou tohoto materiálu.
- (j) Všechno nakládací/vykládací potrubí, které je možno na každém konci zaslepovat, obsahuje-li kapalinu (zbytek), musí být vybaveno pojistnými ventily. Tyto pojistné ventily musí ústít do nákladních tanků a být chráněny před náhodným uzavřením.

9.3.1.25.3 (Vypuštěno)

9.3.1.25.4 Všechny jednotlivé součásti nakládacích a vykládacích potrubí musí být spojeny elektrickým vodičem s trupem plavidla.

9.3.1.25.5 Musí být patrné, zda uzavírací armatury nebo jiná uzavírací zařízení nakládacích a vykládacích potrubí jsou zavřené nebo otevřené.

9.3.1.25.6 Nakládací a vykládací potrubí musí při zkušebním tlaku vykazovat potřebnou elasticitu, nepropustnost a odolnost.

9.3.1.25.7 Vykládací potrubí musí být na vstupech a výstupech čerpadel opatřeno zařízeními pro měření tlaku.  
Naměřené hodnoty musí být možné přečíst v každém okamžiku ze stanoviště obsluhy vlastního hasičího zařízení. Nejvyšší přípustný přetlak a podtlak musí být označen na stupnici manometru červeně.

Odečtení naměřených hodnot musí být možné za jakýchkoliv povětrnostních podmínek.

9.3.1.25.8 Nakládací a vykládací potrubí nesmí být použito pro účely balastování.

9.3.1.25.9 (Vyhrazeno)

9.3.1.25.10 Stlačený vzduch produkovaný mimo oblast nákladu může být používán v oblasti nákladu, pokud je nainstalován pružinový zpětný uzávěr, aby se zajistilo, že žádné plyny nemohou uniknout z oblasti nákladu prostřednictvím systému stlačeného vzduchu do obytných prostor, kormidelny nebo provozních prostorů mimo oblast nákladu.

**9.3.1.26 (Vyhrazeno)**

### **9.3.1.27 Chladicí systém**

9.3.1.27.1 Chladicí systém podle bodu 9.3.1.24.1 (a) musí sestávat z jednoho nebo několika bloků, způsobilých udržovat na předepsaném úrovni tlak a teplotu nákladu při horních hodnotách vypočtených okolních teplot. Jestliže se nepředpokládají jakékoliv jiné prostředky pro regulování tlaku a teploty nákladu, které se považují za dostatečně uznanou klasifikační společnost, musí být zajištěn jeden nebo několik rezervních bloků s kapacitou, která přinejmenším je rovná kapacitě největšího předepsaného bloku. Rezervní blok musí obsahovat kompresor, jehož motor, řídicí zařízení a všechny pomocné mechanismy, potřebné pro to, aby umožnily jeho funkci nezávisle od bloků, používaných při normálních podmínkách. Musí být k dispozici rezervní výměník tepla, když pouze nadbytečná kapacita obyčejného výměníku tepla tohoto systému nepředstavuje, nejméně, 25 % nejvyšší předepsané kapacity. Není nutno umisťovat zvláštní potrubí.

Nákladní tanky, potrubí a pomocná zařízení musí být utěsněny tak, aby v případě výpadku všech systémů chlazení celý náklad, nejméně po dobu 52 hodin, zůstal při teplotě, nezpůsobující otevření pojistných ventilů.

9.3.1.27.2 Bezpečnostní zařízení a spojovací potrubí chladicího zařízení musí být připojeny k nákladním tankům nad kapalnou fází nákladu při nejvyšším možném stupni plnění. Musí se také nacházet nad plynou fází, jestliže úhel náklonu plavidla je 12°.

9.3.1.27.3 Pokud se spolu přepravuje více zchlazených nákladů, které spolu mohou chemicky vytvořit nebezpečnou reakci, systému chlazení je třeba věnovat zvláštní pozornost, aby se předešlo možnému smíchání nákladů. V případě přepravy těchto nákladů musí být pro každý náklad k dispozici různý druh

chladicího systému a každý z nich musí obsahovat plný rezervní blok podle bodu 9.3.1.27.1. Přitom, když je chlazení zabezpečeno ne přímo, ale smíšeným systémem a když úniky v tepelných výměnících v žádné předpokládané situaci nemůže způsobit smíchání nákladu, tak není nutno používat různé bloky chlazení pro různý náklad.

9.3.1.27.4 Pokud více chlazených nákladů za podmínek přepravy nejsou vzájemně rozpustné tak, že jejich tlaky páry se při smísení sčítají, je třeba při dimenzování chladicího zařízení dbát na to, že se náklady nemohou smísit.

9.3.1.27.5 V těch případech, kdy chladicí systémy vyžadují vodu pro chlazení, musí se dodávat v dostatečném množství s pomocí čerpadla nebo čerpadel, používaných výhradně k těmto účelům. Čerpadlo nebo čerpadla musí mít nejméně dvě sací trubice, připojené, ke dvou vodovodním kohoutům-z levoboku a z pravoboku. Musí být k dispozici rezervní čerpadlo s dostatečnou kapacitou; toto čerpadlo se může používat i pro jiné účely s podmínkou, že jeho použití za účelem dodávky vody pro chlazení nepřekáží žádné jiné hlavní činnosti.

9.3.1.27.6 Chladicí systém může mít jednu z následujících forem:

- (a) Přímý systém: Páry nákladu se stlačují, kondenzují a vrací do nákladních tanků. V případě několika nákladů, uvedených v tabulce C kapitoly 3.2, tento systém se nesmí použít. Tento předpis je uveden jako poznámka 35 ve sloupci (20) tabulky C kapitoly 3.2.
- (b) Nepřímý systém: Náklad nebo páry nákladu se ochlazují nebo kondenzují za pomoci chladicího media, ale nestlačují se.
- (c) Smíšený systém: Páry nákladu se stlačují a kondenzují ve výměníku tepla náklad/chladicí medium a vrací se do nákladních tanků. V případě některých nákladů, uvedených v tabulce C kapitoly 3.2, tento systém se nesmí použít. Tento předpis je uveden jako poznámka 36 ve sloupci (20) tabulky C kapitoly 3.2.

9.3.1.27.7 Všechny prvotní a druhotná chladicí media musí být slučitelné jedno s druhým, při vzájemném kontaktu. Výměna tepla může se uskutečňovat buď v určité vzdálenosti od nákladního tanku, nebo za pomoci chladicího šneku, umístěného uvnitř nebo vně nákladního tanku.

9.3.1.27.8 V těch případech, kdy systém chlazení je umístěn v odděleném služebním prostoru, tak tento služební prostor musí odpovídat požadavkům bodu 9.3.1.17.6.

9.3.1.27.9 Pro všechny nákladní systémy součinitel prostupu tepla, používaný k určení udržovací teploty (body 7.2.4.16.16 a 7.2.4.16.17), se určuje formou výpočtu. Po ukončení stavby plavidla se správnost výpočtu prověřuje formou zkoušky pro určení tepelné rovnováhy. Výpočet a zkouška se provádí pod dozorem určené klasifikační společnosti, která dané plavidlo klasifikovala.

Součinitel prostupu tepla musí být uveden v dokumentu uloženém na palubě. Součinitel prostupu tepla se prověřuje při každé obnově schvalovacího osvědčení.

9.3.1.27.10 Osvědčení od uznané klasifikační společnosti potvrzující, že ustanovení uvedená v 9.3.1.24.1 až 9.3.1.24.3, 9.3.1.27.1 a 9.3.1.27.4 výše byla splněna, musí být předloženo spolu se žádostí o vydání nebo prodloužení platnosti schvalovacího osvědčení.

### 9.3.1.28 **Postřikové zařízení**

Pokud je v 3.2 tabulka C sloupec (9) požadován postřik, musí být plavidlo v oblasti nákladu na palubě opatřeno postřikovým zařízením, kterým mohou být omezeny páry z nákladu.

Zařízení musí být vybaveno přípojkou k napájení ze břehu. Trysky musí být zapojeny tak, aby uvolněné plyny mohly být bezpečně sráženy. Zařízení musí být možné spustit z kormidelny a z paluby. Kapacita postřikového zařízení musí být rozložena přinejmenším tak, aby při současném používání všech trysek bylo dosaženo 50 litrů za hodinu na 1 m<sup>2</sup> pokryté nákladní plochy v oblasti nákladu

9.3.1.29 -

9.3.1.30 **(Vyhazeno)**

### 9.3.1.31 **Motory**

9.3.1.31.1 Jsou povoleny pouze spalovací motory s palivem s bodem vzplanutí nad 55 °C. Toto ustanovení neplatí pro motory s vnitřním spalováním, které jsou součástí pohonných a pomocných systémů. Tyto systémy musí splňovat požadavky Kapitoly 30 a Přílohy 8, oddílu 1 Evropské normy, která stanoví technické požadavky pro plavidla vnitrozemské plavby (ES-TRIN) ve znění pozdějších předpisů<sup>2</sup>.

<sup>2</sup> Jak je přístupná na webových stránkách Comité Européen pour l'Élaboration de Standards dans le Domaine de Navigation

9.3.1.31.2 Větrací otvory strojoven a sací otvory motorů, jestliže tyto nenasávají vzduch přímo ze strojovny, musí být vzdáleny minimálně 2,00 m od oblasti nákladu.

9.3.1.31.3 (Vypuštěno)

9.3.1.31.4 (Vypuštěno)

9.3.1.31.5 Větrání uzavřených strojoven je třeba uzpůsobit tak, aby při venkovní teplotě 20 °C střední teplota strojovny nepřesáhla 40 °C.

### **9.3.1.32 Palivové tanky**

9.3.1.32.1 Pokud je plavidlo vybaveno úložnými prostory, smí být dvojité dno v této oblasti použito jako palivový tank, jestliže je jeho výška minimálně 0,6 m.

Rozvody paliva a otvory těchto tanků v úložných prostorech jsou zakázány.

9.3.1.32.2 Odvětrávací potrubí všech palivových tanků musí být vyvedeny minimálně 0,50 m nad volnou palubou. Tyto otvory a vývody přepadových trubek, které vedou nad palubu, musí být vybaveny ochranným zařízením, které se skládá z mřížky proti prošlehnutí nebo děrované destičky.

### **9.3.1.33 (Vyhrazeno)**

### **9.3.1.34 Výfuková potrubí**

9.3.1.34.1 Výfukové plyny musí být odváděny výfukovým potrubím vzhůru nebo skrze bok trupu do volného prostoru. Výstupní otvor musí být vzdálen minimálně 2,00 m od otvorů nákladních prostor. Výfuková potrubí z motorů musí být vedena tak, aby se plyny co nejrychleji vzdálily od plavidla. Výfukové potrubí nesmí být umístěno v oblasti nákladu.

9.3.1.34.2 Výfukové potrubí musí být opatřeno ochranou proti úniku jisker, např. lapačem jisker.

### **9.3.1.35 Zařízení pro drenážování a čerpání balastní vody**

9.3.1.35.1 Drenážní čerpadla a čerpadla na balastní vodu pro prostory uvnitř oblasti nákladu musí být instalována v oblasti nákladu.

To neplatí pro:

- dvojitě boky a dvojitá dna, pokud nemají žádnou společnou stěnu s nákladními tanky;
- kofrdamy a úložné prostory, jestliže balastování je prováděno vodním potrubím hasícího zařízení v oblasti nákladu a drenážování je prováděno pomocí ejektorů instalovaných v oblasti nákladu.

9.3.1.35.2 Při použití dvojitého dna jako palivového tanku nesmí být tento napojen na drenážní systém.

9.3.1.35.3 Pažnice a její vnější přípojka pro sání balastní vody se musí nacházet uvnitř prostoru nákladu, pokud balastní čerpadlo se nachází v oblasti nákladu.

9.3.1.35.4 Prostor s čerpadly pod palubou musí v případě nouze být možné vyčerpat zařízením v oblasti nákladu, které je nezávislé na všech ostatních zařízeních v oblasti nákladu. Toto čerpací drenážní zařízení musí být umístěno mimo prostor s čerpadly.

### **9.3.1.36 -**

### **9.3.1.39 (Vyhrazeno)**



**9.3.1.40 Hasicí zařízení**

9.3.1.40.1 Plavidlo musí být opatřeno hasicím zařízením.

Zařízení musí odpovídat následujícím požadavkům:

- musí být napájeno dvěma na sobě nezávislými požárními nebo balastními čerpadly. Tato čerpadla a rovněž jejich napájení a elektrozařízení se nesmí instalovat ve stejném prostoru;
- musí být zásobeno rozvodem vody, který má minimálně tři otvory pro odběr vody v chráněné oblasti nad palubou. K tomu musí existovat tři odpovídající, dostatečně dlouhé hadice, s tryskovými/ rozstřikovacími proudnicemi s minimálním průměrem trysky 12 mm. Alternativně jeden nebo více kompletů hadic může být nahrazen směrovými tryskovými/ rozstřikovacími proudnicemi o průměru nejméně 12 mm. Alespoň dvě hadice, které nevycházejí ze stejného zapalovacího hrdla, musí současně dosáhnout na každé místo na palubě v chráněné oblasti.  
Pomocí pružinového zpětného ventilu musí být zajištěno, aby se hasicím zařízením nedostaly plyny do obytných prostr, kormidelny nebo provozních prostor mimo oblast nákladu ;
- kapacita zařízení musí být stanovena minimálně takovým způsobem, aby při současném použití dvou rozstřikovacích proudnic z každého místa na palubě plavidla byl dosažen dostřík, který odpovídá minimálně šířce plavidla;
- systém dodávky vody musí být schopen uvedení do provozu z kormidelny a z paluby;
- musí být provedena opatření proti zamrznutí hasicích prostředků a hydrantů.

9.3.1.40.2 Vedle toho musí být strojovny, prostor s čerpadly a všechny prostory obsahující zvláštní vybavení (ovládací panely, kompresory atd.) pro chladicí zařízení, pokud je, vybaveny trvale zabudovaným hasicím systémem splňujícím následující požadavky.

9.3.1.40.2.1 *Hasiva*

K ochraně prostorů ve strojovnách, kotelnách a prostorech s čerpadly jsou dovoleny jen trvale zabudované hasicí systémy používající následující hasiva:

- (a) CO<sub>2</sub> (oxid uhličitý);
- (b) HFC 227 ea (heptafluorpropan);
- (c) IG-541 (52 % dusíku, 40 % argonu, 8 % oxidu uhličitého);
- (d) FK-5-1-12 (dodekaftor-2-3-metylpentanon).
- (e) (Vyhrazeno);
- (f) K<sub>2</sub>CO<sub>3</sub> (uhličitán draselný).

Jiná hasiva jsou dovolena jen na základě doporučení Administrativního výboru.

9.3.1.40.2.2 *Větrání, odsávání vzduchu*

- (a) Spalovací vzduch potřebný pro spalovací motory zajišťující pohon by se neměl dostat z prostorů chráněných trvale zabudovanými hasicími systémy. Tento požadavek není povinný, pokud má plavidlo dvě nezávislé hlavní strojovny, plynotěsně oddělené, nebo pokud má kromě hlavní strojovny oddělenou strojovnu, v níž je instalován příďový propeler, který může sám zajistit pohon v případě požáru v hlavní strojovně.
- (b) Všechny větrací systémy s nuceným větráním v prostoru, který se má chránit, se musí automaticky vypnout, jakmile se spustí hasicí systém.
- (c) Všechny otvory v prostoru, který se má chránit, umožňující vnikání vzduchu nebo unikání plynu musí být vybaveny prostředky, které je dovolí rychle uzavřít. Musí být jasné, zda jsou otevřené, nebo uzavřené.
- (d) Vzduch unikající z ventilů pro vyrovnávání tlaku tanků s tlakovým vzduchem, instalovaných ve strojovnách, musí být odsát do ovzduší.
- (e) Přetlak nebo podtlak způsobený rozptýlením hasiva nesmí zničit podstatné části prostoru, který se má chránit. Musí být možno zajistit bezpečné vyrovnání tlaku.
- (f) Chráněné prostory musí být opatřeny prostředky pro odsávání hasiva a spalin. Tyto prostředky musí být ovladatelné z míst mimo chráněný prostor a takových, která nemohou být znepřístupněna požárem v těchto prostorech. Jsou-li instalována odsávací zařízení, nesmí být možno je spustit během hašení.

9.3.1.40.2.3 *Požární poplachový systém*

Prostor, který se má chránit, musí být monitorován vhodným požárním poplachovým systémem. Poplachový signál musí být slyšitelný v kormidelně, obytném prostoru a v prostoru, který se má chránit.

**9.3.1.40.2.4 Potrubní systém**

- (a) Hasivo musí být vedeno do prostoru, který se má chránit, a v něm rozváděno pomocí trvalého potrubního systému. Potrubí instalované v prostoru, který se má chránit, a armatury, které jsou jeho součástí, musí být vyrobeny z oceli. Toto neplatí pro spojovací nástavce tanků a kompenzátory, za podmínky, že použité materiály mají rovnocenné ohnivzdorné vlastnosti. Potrubí musí být zvnitřku i zvenjšku chráněno proti korozi.
- (b) Výpustné hubice musí být upraveny tak, aby zajistily rovnoměrné rozptýlení hasiva. Zejména hasivo musí být rovněž účinné pod podlahou.

**9.3.1.40.2.5 Spouštěcí zařízení**

- (a) Hasicí systémy uváděné do činnosti automaticky nejsou dovoleny.
- (b) Musí být možno uvést hasicí systém do činnosti z vhodného místa nacházejícího se vně prostoru, který se má chránit.
- (c) Spouštěcí zařízení musí být instalována tak, aby mohla být uvedena do činnosti v případě požáru, a tak, aby riziko jejich poruchy v případě požáru nebo výbuchu v prostoru, který se má chránit, bylo zmenšeno na nejmenší možnou míru.

Systémy, které nejsou uváděny do činnosti mechanicky, musí být napájeny ze dvou navzájem nezávislých energetických zdrojů. Tyto energetické zdroje musí být umístěny vně prostoru, který se má chránit. Ovládací vedení umístěné v prostoru, který se má chránit, musí být zkonstruováno tak, aby zůstalo ve funkčním stavu v případě požáru trvajícím nejméně 30 minut. Elektrické instalace se považují za vyhovující tomuto požadavku, pokud odpovídají normě IEC 60331-21:1999.

Jsou-li spouštěcí zařízení umístěna tak, že nejsou viditelná, musí být na součásti, která je zakrývá, umístěn symbol „hasicího systému“ o stranách nejméně 10 cm s následujícím nápisem provedeným červenými písmeny na bílém podkladu:

**Hasicí systém**

- (d) Je-li hasicí systém určen k ochraně více prostorů, musí zahrnovat oddělené a jasně označené spouštěcí zařízení pro každý prostor.
- (e) U každého spouštěcího zařízení musí být umístěny pokyny, které musí být jasně viditelné a nesmazatelné. Pokyny musí být v jazyce, který velitel plavidla umí číst a rozumět mu a, pokud tímto jazykem není angličtina, francouzština nebo němčina, musí být v angličtině, francouzštině nebo němčině. Musí obsahovat tyto informace:
  - (i) uvedení hasicího systému do činnosti;
  - (ii) nutnost přesvědčit se, že všechny osoby opustily prostor, který se má chránit;
  - (iii) činnost posádky při zapnutí systému a při vchodu do chráněného prostoru po zapnutí systému nebo zaplnění hasivem, zejména s ohledem na možnost přítomnosti nebezpečných látek;
  - (iv) správné chování se posádky v případě, že hasicí systém správně nefunguje.
- (f) V pokynech musí být uvedeno, že se před uvedením hasicího systému do činnosti musí vypnout spalovací motory umístěné v prostoru nebo nasávající vzduch z prostoru, který se má chránit.

**9.3.1.40.2.6 Poplachové zařízení**

- (a) Trvale zabudované hasicí systémy musí být vybaveny slyšitelným a viditelným poplachovým zařízením.
- (b) Poplachové zařízení se musí spustit automaticky, jakmile se hasicí systém uvede poprvé do činnosti. Poplachové zařízení musí fungovat po vhodnou dobu předtím, než dojde k vypuštění hasiva; nesmí být možné je vypnout.
- (c) Poplachové signály musí být jasně viditelné v prostorech, které se mají chránit, a na přístupových místech k nim a musí být zřetelně slyšitelné za provozních podmínek odpovídajících nejvyšší možné hladině hluku. Musí být možno je zřetelně rozlišit od všech ostatních zvuků a vizuálních signálů v prostoru, který se má chránit.
- (d) Zvukové poplachy musí být zřetelně slyšitelné také v přilehlých prostorech se zavřenými spojovacími dveřmi a za provozních podmínek odpovídajících nejvyšší možné hladině hluku.
- (e) Pokud není poplachové zařízení samo o sobě chráněno proti zkratům, přerušeným vodičům a poklesům napětí, musí být možno monitorovat jeho činnost.

- (f) U vstupu do každého prostoru, kam může dosáhnout hasivo, musí být umístěna tabulka s následujícím nápisem provedeným červenými písmeny na bílém podkladu:

**POZOR, HASICÍ SYSTÉM!  
OPUSŤTE TENTO PROSTOR IHNEDE PO ..... (popis) SIGNÁLU!**

**9.3.1.40.2.7** *Tlakové tanky, armatury a potrubí*

- (a) Tlakové tanky, armatury a potrubí musí odpovídat požadavkům příslušného orgánu nebo, pokud nejsou takové požadavky, požadavkům uznané klasifikační společnosti.
- (b) Tlakové tanky musí být instalovány podle pokynů výrobce.
- (c) Tlakové tanky, armatury a potrubí nesmějí být instalovány v obytných prostorech.
- (d) Teplota skříní a úložných prostorů pro tlakové tanky nesmí překročit 50 °C.
- (e) Skříně a úložné prostory na palubě musí být bezpečně uloženy a musí mít odvětrávací otvory umístěny tak, aby v případě, že tlakový tank není plynotěsný, nemohl unikající plyn vniknout do plavidla. Přímé spojení s jinými prostory není dovoleno.

**9.3.1.40.2.8** *Množství hasiva*

Je-li množství hasiva určeno pro více než jeden prostor, nemusí být disponibilní množství hasiva větší, než je množství vyžadované pro největší z takto chráněných prostorů.

**9.3.1.40.2.9** *Instalace, údržba, kontrola a dokumentace*

- (a) Montáž nebo modifikace systému smí být prováděna pouze společností specializovanou na hasicí systémy. Je nutno se řídit pokyny (technický list výrobku, bezpečnostní list) poskytnutými výrobcem hasiva nebo systému.
- (b) Systém musí být podroben inspekci provedené znalcem:
  - (i) před uvedením do provozu;
  - (ii) pokaždé, kdy se uvádí zpět do provozu po své aktivaci;
  - (iii) po každé modifikaci nebo opravě;
  - (iv) pravidelně, nejméně každé dva roky.
- (c) Během inspekce musí znalec zkontrolovat, zda systém odpovídá požadavkům v 9.3.1.40.2.
- (d) Inspekce musí zahrnovat alespoň:
  - (i) vnější kontrolu celého systému;
  - (ii) kontrolu těsnosti potrubí;
  - (iii) kontrolu dobré funkce ovládacích a aktivčních systémů;
  - (iv) kontrolu tlaku a obsahu tanků;
  - (v) kontrolu těsnosti uzavíracích zařízení prostoru, který se má chránit;
  - (vi) kontrolu požárního poplachového systému;
  - (vii) kontrolu poplachového zařízení.
- (e) Osoba provádějící inspekci musí vystavit, podepsat a opatřit datem osvědčení o inspekci;
- (f) V osvědčení o inspekci musí být uveden počet trvale zabudovaných hasicích systémů.

**9.3.1.40.2.10** *Hasicí systém s CO<sub>2</sub>*

Kromě požadavků obsažených v 9.3.1.40.2.1 až 9.3.1.40.2.9 musí hasicí systémy používající jako hasivo CO<sub>2</sub> odpovídat následujícím ustanovením:

- (a) Tanky s CO<sub>2</sub> musí být uloženy v plynotěsném prostoru nebo skříní, které jsou odděleny od jiných prostorů. Dveře takových úložných prostorů a skříní se musí otevírat směrem ven; musí být možno je uzamknout a musí být na vnější straně opatřeny symbolem „Pozor, obecné nebezpečí“, nejméně 5 cm vysokým a „CO<sub>2</sub>“ v téže barvě a téže velikosti;
- (b) Úložné skříně nebo prostory pro tanky s CO<sub>2</sub> umístěné pod palubou musí být přístupné pouze zvenku. Tyto prostory musí mít uměle vytvořený větrací systém s odsávacími kryty a musí být zcela nezávislé na ostatních větracích systémech nacházejících se na plavidle;
- (c) Stupeň plnění tanků s CO<sub>2</sub> nesmí překročit 0,75 kg/l. Pro objem stlačeného CO<sub>2</sub> se bere hodnota 0.56 m<sup>3</sup> /kg;
- (d) Koncentrace CO<sub>2</sub> v prostoru, který se má chránit, nesmí být menší než 40 % celkového objemu prostoru. Toto množství musí být vypuštěno do 120 sekund. Musí být možno kontrolovat, zda probíhá správně rozstřikování;

- (e) Otevírání ventilů tanku a ovládání rozstřikovacího ventilu musí odpovídat dvěma různým operacím;
- (f) Vhodná doba zmíněná v 9.3.1.40.2.6 (b) nesmí být menší než 20 sekund. Spolehlivé zařízení musí zajistit načasování rozstřikování CO<sub>2</sub>.

9.3.1.40.2.11 *Hasicí systém s HFC-227 ea (heptafluoropropanem)*

Kromě požadavků obsažených v 9.3.1.40.2.1 až 9.3.1.40.2.9 musí hasicí systémy používající jako hasivo HFC-227 ea odpovídat následujícím ustanovením:

- (a) Tam, kde je více prostorů s rozdílnými celkovými objemy, musí být každý prostor vybaven svým vlastním hasicím systémem;
- (b) Každý tank obsahující HFC-227 ea, umístěný v prostoru, který se má chránit, musí být vybaven zařízením k zamezení nadměrnému tlaku. Toto zařízení musí zajistit bezpečně rozptýlení obsahu tanku v prostoru, který se má chránit, jestliže je tank zachvácen požárem, když hasicí systém ještě nebyl uveden do provozu;
- (c) Každý tank musí být vybaven zařízením dovolujícím kontrolovat tlak plynu;
- (d) Stupeň plnění tanků nesmí překročit 1,15 kg/l. Pro měrný objem stlačeného HFC-227 ea se bere hodnota 0,1374 m<sup>3</sup>/kg;
- (e) Koncentrace HFC-227 ea v prostoru, který se má chránit, nesmí být menší než 8 % celkového objemu prostoru. Toto množství musí být vypuštěno do 10 sekund;
- (f) Tanky s HFC-227 ea musí být vybaveny zařízením kontroly tlaku, které spustí slyšitelný a viditelný poplach v kormidelně v případě mimořádné ztráty hnacího plynu. Pokud plavidlo nemá kormidelnu, musí být poplach spuštěn vně prostoru, který se má chránit;
- (g) Po vypuštění nesmí koncentrace v prostoru, který se má chránit, překročit 10,5 % (objemu);
- (h) Hasicí systém nesmí zahrnovat hliníkové součásti.

9.3.1.40.2.12 *Hasicí systém s IG-541*

Kromě požadavků obsažených v 9.3.1.40.2.1 až 9.3.1.40.2.9 musí hasicí systémy používající jako hasivo IG-541 odpovídat následujícím ustanovením:

- (a) Tam, kde je více prostorů s rozdílnými celkovými objemy, musí být každý prostor vybaven svým vlastním hasicím systémem;
- (b) Každý tank obsahující IG-541, umístěný v prostoru, který se má chránit, musí být vybaven zařízením k zamezení nadměrnému tlaku. Toto zařízení musí zajistit, aby se obsah tanku bezpečně rozptýlil v prostoru, který se má chránit, je-li tank postižen požárem, když systém k hašení požáru nebyl ještě uveden do činnosti;
- (c) Každý tank musí být vybaven zařízením dovolujícím kontrolovat obsah;
- (d) Plnicí tlak tanků nesmí překročit 200 barů při teplotě + 15 °C;
- (e) Koncentrace IG-541 v prostoru, který se má chránit, musí být nejméně 44 % a nejvýše 50 % celkového objemu prostoru. Toto množství musí být vypuštěno do 120 sekund;

9.3.1.40.2.13 *Hasicí systémy využívající FK-5-1-12*

Mimo požadavků uvedených v bodech 9.3.1.40.2.1 -9.3.1.40.2.9 musí hasicí systémy využívající FK-5-1-12 jako hasiva odpovídat těmto předpisům:

- (a) Při existenci několika prostor, majících různý celkový objem, musí být každý prostor vybaven vlastním hasicím systémem;
- (b) Každá nádrž s FK-5-1-12 umístěná v chráněném prostoru musí být vybavena zařízením, které zabráňuje vytvoření přetlaku. Toto zařízení musí bezpečným způsobem zajišťovat rozptýlení obsahu nádrže v chráněném prostoru v případě, kdy tato nádrž je pod vlivem ohně v době, kdy hasicí systém není zapnut;
- (c) Každá nádrž musí být vybavena zařízením, umožňujícím kontrolovat tlak plynu;
- (d) Úroveň zaplnění nádrže nesmí přesáhnout 1,00 kg/l. Za specifický objem FK-5-1-12 ne pod tlakem se považuje hodnota rovná 0,0719 m<sup>3</sup>/kg;
- (e) Objem FK-5-1-12 předávaný do chráněného prostoru musí dosahovat nejméně 5,5 % celkového objemu daného prostoru. Vypouštění tohoto množství se musí provést za 10 sekund;
- (f) Nádrž s FK-5-1-12 musí být vybavena zařízením pro kontrolu tlaku, dávajícím vizuálně-zvukový havarijní signál do kormidelny v případě přílišné ztráty hasiva. Když není kormidelna, tento havarijní signál musí být dáván vně chráněného prostoru;
- (g) Po rozptýlení nesmí koncentrace v chráněném prostoru přesahovat 10,0 %.

9.3.1.40.2.14 (Vyhrazeno)

9.3.1.40.2.15 *Hasicí systémy používající jako hasivo  $K_2CO_3$ .*

Vedle požadavků uvedených v 9.3.1.40.2.1 až 9.3.1.40.2.3, 9.3.1.40.2.5, 9.3.1.40.2.6, a 9.3.1.40.2.9, musí hasicí systémy používající jako hasivo  $K_2CO_3$  splňovat následující ustanovení:

- (a) Hasicí systém musí být typu schváleného v souladu se Směrnicí 2014/90/EU<sup>3</sup> nebo MSC/Circ. 1270<sup>4</sup>;
- (b) Každá místnost musí být vybavena vlastním hasicím systémem;
- (c) Hasivo musí být uskladněno ve k tomu určených nepřetlakových tancích v prostoru který má chránit. Tyto tanky musí být konstruovány tak, aby se hasivo v prostoru rozptýlilo rovnoměrně. Hasivo musí především působit také pod palubními deskami.
- (d) Každý tank je samostatně napojen na spouštěcí zařízení.
- (e) Množství hasiva, které vytváří suchý aerosol musí být v poměru k chráněnému prostoru minimálně 120 g/m<sup>3</sup> čistého objemu tohoto prostoru. Tento čistý objem se počítá podle Směrnice 2014/90/EU<sup>3</sup> nebo podle MSC/Circ. 1270<sup>4</sup>. Musí být možné dodat hasivo do 120 vteřin.

9.3.1.40.2.16 *Stacionární hasicí systém pro fyzickou ochranu*

K zajištění fyzické ochrany ve strojovnách, kotelnách a prostorech s čerpadly jsou dovoleny stacionární hasicí systémy jen na základě doporučení administrativního výboru.

9.3.1.40.3 Dva ruční hasicí přístroje zmíněné v 8.1.4 musí být umístěny v oblasti nákladu.

9.3.1.40.4 Hasivo v trvale zabudovaném hasicím systému musí být vhodné a v dostatečném množství pro zdolání požárů.

### 9.3.1.41 **Oheň a otevřené světlo**

9.3.1.41.1 Vyústění komínů se musí nacházet v minimální vzdálenosti 2,00 m od otvorů nákladních prostor. Musí existovat zařízení, která zabrání úniku jisker a průniku vody.

9.3.1.41.2 Topné, varné a chladicí přístroje nesmí být provozovány ani kapalnými pohonnými hmotami, zkapalněnými plyny, ani pevnými hořlavými látkami.

Pokud jsou topné přístroje nebo topné kotle umístěny do strojoven nebo do prostor, které jsou pro to zvláště vhodné, smí být provozovány kapalnými pohonnými hmotami, avšak s bodem vzplanutí vyšším než 55 °C.

Varné a chladicí zařízení jsou povolena pouze v obytných prostorech.

9.3.1.41.3 Jsou povoleny pouze elektrické lampy.

9.3.1.42 -

9.3.1.49 (Vyhrazeno)

9.3.1.50 (Vypuštěno)

9.3.1.51 *Povrchové teploty instalací a zařízení*

- (a) Povrchová teplota elektrických a neelektrických instalací a zařízení nesmí překročit 200 °C.
- (b) Povrchové teploty vnějších částí motorů a jejich přívody vzduchu a odsávacích potrubí nesmí překročit 200 °C;
- (c) Pokud bude seznam látek pro plavidlo podle 1.16.1.2.5 zahrnovat látky, pro které jsou ve sloupci (15) tabulky C kapitoly 3.2 uvedeny teplotní třídy T4, T5 nebo T6, pak odpovídající povrchové teploty v rámci přiřazených zón nesmí překročit 135°C (T4), 100°C (T5) nebo 85°C (T6);
- (d) (a) a (b) neplatí, jsou-li splněny tyto požadavky (viz také 7.2.3.51.4):

<sup>3</sup> Úřední věstník Evropské unie č. L 257 z 28.8. 2014, str.146.

<sup>4</sup> Oběžník Mezinárodní námořní organizace MSC/Circ. 1270 a opravy — Revidované pokyny pro schválení stabilních aerosolových hasicích systémů odpovídajících stabilním plynovým hasicím systémům, jak je uvedeno v úmluvě SOLAS 1974, pro strojovny — přijaté 4.6.2008.

- (i) Obytné prostory, kormidelna a provozní prostory, kde mohou být povrchové teploty vyšší, než ty uvedené v (a) a (b), jsou vybaveny větracím systémem podle 9.3.1.12.4 (b); nebo
- (ii) Instalace a zařízení, která generují povrchové teploty vyšší, než jsou teploty uvedené v (a) nebo (b), musí být možné vypnout. Takové instalace a zařízení musí být označena červeně.

### **9.3.1.52 Druh a umístění instalace elektrických zařízení a vybavení**

9.3.1.52.1 Elektrické instalace a zařízení musí být minimálně typ „omezené riziko výbuchu“;

Toto ustanovení se neuplatňuje u:

- (a) Instalaci osvětlení v obytných prostorech a kormidelně, s výjimkou spínačů umístěných v blízkosti vchodů;
- (b) Mobilních telefonů, pevných telefonních instalací a stacionárních a přenosných počítačů v obytných prostorech nebo kormidelně;
- (c) Elektrické instalace a zařízení která jsou, během pobytu v bezprostřední blízkosti nebo v určené zóně u břehu:
  - (i) Uhašena; nebo
  - (ii) Jsou umístěna v prostorech vybavených větracím systémem podle 9.3.1.12.4;
- (d) Radiotelefonní zařízení a stanice vnitrozemského systému AIS (systémy automatické identifikace) v obytných prostorech a kormidelně, pokud se žádná část antény pro radiotelefonní zařízení nebo stanice AIS nenachází nad nebo do 2,00 m od chráněné oblasti.

9.3.1.52.2 V kofrdamech, prostorech s dvojitým trupem, dvojitými dny a úložných prostorech jsou povoleny pouze hermeticky uzavřené ozvěnové hloubkoměry, jejichž kabely jsou vedeny silnostostěnnými ocelovými trubkami s plynotěsnými spoji až k hlavní palubě.

9.3.1.52.3 Pevná elektrická zařízení a vybavení, která nesplňují požadavky stanovené výše v 9.3.1.51 (a), 9.3.1.51 (b) a 9.3.1.52.1 a jejich spínače, musí být označeny červeně. Odpojení těchto zařízení musí být řízeno z centrálního místa na palubě.

9.3.1.52.4 Každá izolovaná distribuční síť musí být vybavena automatickým zařízením s optickým a akustickým signálem pro kontrolu úrovně izolace.

9.3.1.52.5 Jsou povoleny pouze distribuční systémy bez zpětného spojení s trupem. Toto ustanovení se neuplatňuje u:

- Aktivní katodické ochrany proti korozi;
- Některých omezených částí instalací umístěných mimo oblast nákladu (např. připojení spouštěčů dieselových motorů);
- Přístroje pro kontrolu úrovně izolace podle 9.3.1.52.4.

9.3.1.52.6 Elektrický generátor, který je trvale poháněn motorem a který nesplňuje výše uvedené požadavky bodu 9.3.1.52.1, musí být vybaven vypínačem schopným vypnout generátor. V blízkosti spínače musí být zobrazena informační tabule s návodem k obsluze.

9.3.1.52.7 Porucha napájecího zdroje bezpečnostního a kontrolního zařízení musí být okamžitě signalizována optickými a akustickými signály v kormidelně a na palubě. Pokud se poplach nevypne, musí být automaticky předán do obytných prostor.

9.3.1.52.8 Elektrické spínače, zásuvky a kabely na palubě musí být chráněny proti mechanickému poškození.

9.3.1.52.9 Zásuvky pro připojení signálních světel a osvětlení lávky musí být natrvalo zabudovány v plavidle v blízkosti signálního stožáru nebo lávky. Zásuvky používané v chráněné oblasti musí být provedeny tak, aby nebylo možné připojení nebo odpojení, s výjimkou případů, kdy nejsou pod napětím.

9.3.1.52.10 Akumulátory musí být umístěny mimo oblast nákladu.

### **9.3.1.53 Typ a umístění elektrických a neelektrických instalací a zařízení určených pro použití v oblastech s nebezpečím výbuchu**

9.3.1.53.1 Na palubách plavidel, na která se vztahuje rozdělení zón definovaných v 1.2.1, musí elektrická a neelektrická zařízení a zařízení používaná v prostorách s nebezpečím výbuchu splňovat alespoň požadavky pro použití v dané oblasti.

Musí být vybírána na základě skupin/podskupin výbušnosti a teplotních tříd, do nichž patří látky, které mají být přepravovány (viz sloupce (15) a (16) tabulky C kapitoly 3.2).

Pokud bude seznam látek pro plavidlo podle 1.16.1.2.5 zahrnovat látky, pro které jsou ve sloupci (15) tabulky C kapitoly 3.2 uvedeny teplotní třídy T4, T5 nebo T6, pak odpovídající povrchové teploty v rámci přiřazených zón nesmí překročit 135°C (T4), 100°C (T5) nebo 85°C (T6);

Pokud bude seznam látek pro plavidlo podle 1.16.1.2.5 zahrnovat látky, pro které jsou ve sloupci (15) tabulky C kapitoly 3.2 uvedeny teplotní třídy T1 nebo T2, pak odpovídající povrchové teploty v rámci přiřazených zón nesmí překročit 200°C.

9.3.1.53.2 S výjimkou optických vláken musí být elektrické kabely v chráněné oblasti pancéřovány nebo umístěny v kovovém plášti nebo v ochranných trubkách.

Elektrické kabely pro aktivní katodickou ochranu obšívky musí být vedeny silnostěnnými ocelovými trubkami s plynotěsnými spoji až k hlavní palubě.

9.3.1.53.3 Pohyblivé elektrické kabely jsou v oblasti s rizikem výbuchu, s výjimkou elektrických kabelů pro jiskrově bezpečné elektrické obvody nebo pro připojení:

(a) Signálních pozičních světel a osvětlení lávek, pokud je spojovací bod (například zásuvka) trvale zabudován v plavidle v blízkosti signálního stožáru nebo lávky;

(b) Elektrické sítě na plavidle do pozemní elektrické sítě; pokud:

- Elektrické kabely a napájecí jednotka odpovídají platné normě (například EN 15869-03:2010);
- Jsou napájecí jednotka a konektory umístěny mimo oblast s rizikem výbuchu.

Je připojování a odpojování zásuvek/konektorů možné pouze tehdy, když nejsou pod napětím.

9.3.1.53.4 Elektrické kabely jiskrově bezpečných samojistících obvodů musí být odděleny od ostatních kabelů, které nejsou určeny pro použití v těchto obvodech, a musí být označeny (nesmějí být instalovány společně ve stejném svazku kabelů a nesmí být upevněny stejnými kabelovými svorkami).

9.3.1.53.5 Pro pohyblivé elektrické kabely povolené v souladu s 9.3.1.53.5 se smí používat pouze opláštěvané kabely typu H07RN-F-F v souladu s RN IEC-60245-4:2011<sup>5</sup> nebo elektrické kabely přinejmenším srovnatelného provedení s vodiči o průřezu minimálně 1,50 mm<sup>2</sup>.

#### 9.3.1.54 **Uzemnění**

9.3.1.54.1 Kovové části elektrických instalací a zařízení v oblasti nákladu, které nejsou pod napětím, jakož i ochranné kovové trubky nebo kovové pláště kabelů (chráničky) v normálním provozu musí být uzemněny, pokud nejsou provedeny tak, aby byly automaticky uzemněny spojením s kovovou konstrukcí plavidla.

9.3.1.54.2 Ustanovení bodu 9.3.1.54.1 platí také pro instalace s napětím menším než 50 V.

9.3.1.54.3 Nezávislé nákladní tanky, kovové IBC a cisternové kontejnery musí být uzemněny.

9.3.1.54.4 Nádobý na zbytkové produkty musí být možné uzemnit.

9.3.1.55 **(Vyhrazeno)**

9.3.1.56 **(Vypuštěno)**

9.3.1.57 **-**

9.3.1.59 **(Vyhrazeno)**

#### 9.3.1.60 **Zvláštní vybavení**

Plavidlo musí být vybaveno sprchou a lázní pro oči a obličej na místě, které je přímo přístupné z oblasti nákladu. Voda musí odpovídat kvalitě pitné vody na palubě.

**POZNÁMKA:** Jsou povoleny další dekontaminační látky, aby se zabránilo poškození očí a kůže.

Je povoleno připojení tohoto speciálního zařízení s oblastí mimo oblast nákladu.

Musí být instalován pružinový zpětný ventil, který zabrání unikání plynů mimo oblast nákladu sprchou a systémem oční a obličejové lázně.

<sup>5</sup> Identická s EN 50525-2-21: 2011.

**9.3.1.61** (Vyhrazeno)

**9.3.1.62** **Ventil pro odplynování do přijímacích sběrných zařízení**

Na potrubí, které slouží k odvádění vzduchu, musí být instalován pevný nebo přenosný pružinový nízkotlaký ventil používaný při odplynování do přijímacích sběrných zařízení. Pokud seznam látek pro plavidlo podle 1.16.1.2.5 obsahuje látky, u nichž se požaduje zajištění proti explozi podle sloupce (17) tabulky C kapitoly 3.2, musí být tento ventil vybaven pojistkou proti prošlehnutí plamene, která je schopna odolat deflagraci. Pokud neprobíhá odplynování plavidla do přijímacího sběrného zařízení, musí být ventil uzavřen slepou přírubou. Nízkotlaký ventil musí být instalován tak, aby za jiných normálních pracovních podmínek nebyl vakuový ventil aktivován.

**POZNÁMKA:** Odplynování je součástí normálních pracovních podmínek.

**9.3.1.63** -

**9.3.1.70** (Vyhrazeno)

**9.3.1.71** **Vstup na plavidlo**

Tabule označující zákaz vstupu podle 8.3.3 musí být dobře čitelné z obou boků plavidla.

**9.3.1.72** -

**9.3.1.73** (Vyhrazeno)

**9.3.1.74** **Zákaz kouření, zákaz ohně a otevřeného světla**

9.3.1.74.1 Tabule označující zákaz kouření podle 8.3.4 musí být dobře čitelné z obou boků plavidla.

9.3.1.74.2 V blízkosti vstupu do míst, kde kouření nebo používání ohně nebo otevřeného světla není vždy zakázáno, musí být umístěny tabule, které uvádějí okolnosti, za kterých tento zákaz platí.

9.3.1.74.3 V obytných prostorech a kormidelně musí být v blízkosti každého východu umístěn popelník.

**9.3.1.75** -

**9.3.1.91** (Vyhrazeno)

**9.3.1.92** **Nouzový východ**

Prostory, jejichž přístupové a výstupní otvory budou v případě poškození částečně nebo zcela zaplaveny, musí být opatřeny nouzovým východem, který se nachází minimálně 0,10 m nad hladinou ponoru. To neplatí pro přední a zadní kolizní prostor.

**9.3.1.93** -

**9.3.1.99** (Vyhrazeno)



### 9.3.2 Předpisy pro stavbu tankových plavidel typu C

Předpisy 9.3.2.0 až 9.3.2.99 platí pro tanková plavidla typu C.

#### 9.3.2.0 Stavební materiály

- 9.3.2.0.1 (a) Trup plavidla a nákladní tanky musí být postaveny z lodní oceli nebo z jiného, přinejmenším rovnocenného kovu.

Pro nezávislé nákladní tanky mohou být použity i jiné, rovnocenné materiály. Tato rovnocennost se týká mechanických vlastností a odolnosti vůči vlivu teploty a ohně.

- (b) Všechny části plavidla včetně zařízení a vybavení, které se dostane do styku s nákladem, musí být z takových materiálů, které nemohou být nákladem rozleptány nebo nezpůsobí rozpad nákladu a ani s ním nemohou vytvořit nebezpečné a škodlivé sloučeniny. V případě že je nebylo možné vyzkoušet během klasifikace a inspekce plavidla, musí být uvedena relevantní výhrada v seznamu látek připuštěných k přepravě v plavidle podle 1.16.1.2.5.

- (c) Sběrné plynové potrubí a potrubí pro odvádění plynů musí být chráněno proti korozi.

- 9.3.2.0.2 Používání dřeva, hliníkových slitin, plastů nebo pryže v oblasti nákladu je zakázáno, pokud to není výslovně povoleno v odstavci 9.3.1.0.3 nebo ve schvalovacím osvědčení.

- 9.3.2.0.3 Použití dřeva, slitin hliníku, plastů nebo pryže v nákladovém prostoru je povoleno, jak je uvedeno v následující tabulce:

Použití dřeva, slitin hliníku, plastů nebo pryže v nákladovém prostoru je povoleno pouze pro: (X značí povoleno)				
	Dřevo	Slitiny hliníku	Plasty	Pryž
Lávky	X	X	X	X
Vnější žebříky a průchody (lávky) *)		X	X	X
Uklidové prostředky, např. košťata	X		X	X
Pohyblivá zařízení, např. hasicí přístroje, přenosné detektory plynu, záchranné navijáky		X	X	X
Odrazníky	X		X	X
Kotevní a fendrová lana			X	
Zaklínování nákladních tanků nezávislých na trupu plavidla a zaklínování instalací a zařízení	X		X	
Stožáry a podobné kulatiny	X	X	X	
Části motoru		X	X	
Ochranné krytí motorů a čerpadel			X	
Části elektrických instalací		X	X	
Části nakládacího a vykládacího zařízení, např. těsnění		X	X	X
Krabice, skříňky nebo jiné nádoby umístěné na palubě pro skladování jednorázového a regeneračního zařízení pro vratidla, hasicí přístroje, požárních hadic, odpadů atd.		X	X	
Jakékoli podpěry a zarážky	X		X	
Ventilátory, včetně hadicových sestav pro větrání		X	X	
Části postřikových zařízení, sprchy, oční a obličejové lázně		X	X	
Izolace nákladních tanků a nakládacích a vykládacích potrubí, odplynovacích potrubí a topných hadů			X	X
Povrchová úprava nákladních tanků a potrubí pro nákladu a vykládku		X	X	X
Všechny druhy těsnění (např. pro kryty kupolí nebo poklopů)			X	X
Kabely elektrických zařízení			X	X
Rohož pod soustavou hadic pro nakládání a vykládání potrubí			X	X

Použití dřeva, slitin hliníku, plastů nebo pryže v nákladovém prostoru je povoleno pouze pro: (X značí povoleno)				
	Dřevo	Slitiny hliníku	Plasty	Pryž
Požární hadice, vzduchové hadice, hadice pro čištění paluby atd.			X	X
Vybavení a nádoby k odběru vzorků			X	
Fotokopie osvědčení o schválení podle bodů 8.1.2.6 nebo 8.1.2.7 a osvědčení plavidla, osvědčení o měření a osvědčení o členství v plavbě na Rýně		X	X	
Odkapávací nádoby			X	
(*) Zohledněte 9.3.1.0.5, 9.3.2.0.5 nebo 9.3.3.0.5, podle okolností				
Hliníkové měřicí tyče jsou povoleny, pokud jsou opatřeny mosaznými patkami nebo jiným způsobem chráněny proti jiskření.				

Všechny trvale upevněné materiály v obytném prostoru nebo kormidelně, s výjimkou nábytku, se nesmí snadno vznítit. Pokud nastane požár, nesmí uvolňovat výpary nebo toxické plyny v nebezpečných množstvích.

9.3.2.0.4 Barva, použitá v oblasti nákladu, nesmí při nárazu nebo při podobném namáhání zapříčinit vznik jisker.

9.3.2.0.5 Použití plastových materiálů na pracovních člunech je povoleno pouze tehdy, pokud se materiál snadno nevznítí. Není-li to výslovně povoleno v bodě 9.3.2.0.3 nebo v osvědčení o schválení, je zakázáno použití dřeva, slitin hliníku, plastů nebo pryže.

Použití slitin hliníku nebo plastů pro průchody (lávky) v nákladovém prostoru je povoleno pouze v případě, že se materiál snadno nevznítí nebo nevede elektřinu.

### 9.3.2.1 Dokumentace plavidla

**POZNÁMKA:** Pro účely tohoto odstavce má pojem „vlastník“ stejný význam jako v 1.16.0.

Dokumentace plavidla musí být uchovávána vlastníkem, který musí být schopen poskytnout tuto dokumentaci na požádání příslušného orgánu a uznané klasifikační společnosti.

Dokumentace plavidla musí být udržována a novelizována po celou dobu životnosti plavidla a musí být uchována ještě po dobu 6 měsíců po vyřazení plavidla z provozu.

Pokud by došlo během životnosti plavidla ke změně vlastníka, musí být dokumentace plavidla předána novému vlastníkovi.

Kopie dokumentace plavidla nebo všech potřebných dokumentů musí být na požádání poskytnuta příslušnému orgánu pro vydání schvalovacího osvědčení a uznané klasifikační společnosti nebo inspekční organizaci pro první inspekci, periodickou inspekci, zvláštní inspekci nebo mimořádné kontroly.

### 9.3.2.2

-

### 9.3.2.7

(Vyhrazeno)

### 9.3.2.8

**Klasifikace**

#### 9.3.2.8.1

Tankové plavidlo musí být postaveno pod dohledem uznané klasifikační společnosti podle pravidel stanovených touto klasifikační společností pro její nejvyšší třídu a tankové plavidlo musí být podle toho zatříděno.

Vyžaduje se zachování vyšší třídy plavidla.

Klasifikační společnost vydá osvědčení prokazující, že plavidlo odpovídá plavidlům tohoto oddílu (klasifikační osvědčení).

V osvědčení musí být uveden konstrukční tlak a zkušební tlak nákladních tanků.

Pokud má plavidlo nákladní tanky s rozdílnými tlaky pro otevření ventilů, musí být v osvědčení uveden konstrukční a zkušební tlak každého tanku.

Klasifikační společnost vystaví osvědčení, v němž uvede všechny nebezpečné věci připuštěné k přepravě tímto plavidlem (viz též 1.16.1.2.5).

9.3.2.8.2 (Vypuštěno)

9.3.2.8.3 (Vypuštěno)

9.3.2.8.4 Soulad dokumentů požadovaných v 9.1.2.3 (r) až (v) s okolnostmi na palubě musí být zkontrolován uznávanou klasifikační společností, kontrolním orgánem nebo osobou oprávněnou k tomuto účelu příslušným orgánem, kdykoli se obnovuje osvědčení o schválení, a navíc jednou během třetího roku platnosti osvědčení o schválení. Na palubě musí být k dispozici podepsané osvědčení.

### 9.3.2.9 (Vyhrazeno)

#### 9.3.2.10 **Ochrana proti průniku nebezpečných plynů a šíření nebezpečných kapalin**

9.3.2.10.1 Plavidlo musí být postaveno tak, aby se zamezilo vniknutí nebezpečných plynů a kapalin do obytných prostor, kormidelny a provozních prostor. Žádné z oken v těchto prostorech nesmí být možné otevřít, pokud není zamýšleno jako nouzový východ a jako takové označeno.

9.3.2.10.2 Ve výšce vnějších přepážek nákladních tanků musí být na palubě namontovány vodotěsné ochranné obruby, a to v maximální vzdálenosti 0,60 m od vnějších přepážek kofrdamu nebo přepážek na konci nákladního prostoru. Ochranné obruby musí být umístěny buď po celé šířce plavidla, nebo musí být upevněny mezi podélnými jímacími obrubami, aby se zabránilo vniknutí kapalin do předního i zadního kolizního prostoru. Výška ochranných a jímacích obrub musí být minimálně 0,075 m. Ochranná obruba může odpovídat ochranné stěně předepsané v 9.3.1.10.3, pokud ochranná stěna stojí po celé šířce plavidla.

9.3.2.10.3 Pokud seznam látek pro plavidlo podle bodu 1.16.1.2.5 bude zahrnovat látky, které vyžadují zajištění proti explozi v souladu se sloupcem (17) tabulky C kapitoly 3.2, pak není povoleno použití instalací a zařízení, která nejsou alespoň typu „omezené riziko výbuchu“, během nakládky a vykládky v částech paluby mimo nákladový prostor, pokud tyto části nejsou chráněny proti vniknutí plynů plynou a vodotěsnou stěnou. Stěna musí buď probíhat od jedné strany plavidla k druhé, nebo obklopovat oblasti, které mají být chráněny, ve tvaru písmene U. Stěna musí pokrýt celou šířku chráněné oblasti a nejméně 1,00 m ve směru opačném k nákladovému prostoru (viz schema Rozdělení zón). Výška stěny musí být nejméně 1,00 m nad sousedním palubním nákladovým prostorem v nákladovém prostoru. Vnější stěna a boční stěny obytného prostoru lze považovat za ochrannou stěnu, pokud v nich nejsou otvory a pokud jsou dodrženy rozměry.

Ochranná stěna není nutná tam, kde je vzdálenost mezi oblastmi, které mají být chráněny, a pojistným ventilem, pobřežním připojením nakládacích a vykládacích rozvodů a odvětrávacím potrubím, kompresorem na palubě a otevíráním nejbližších tlakových nádob minimálně 12,00 m.

9.3.2.10.4 Na palubě musí mít spodní hrany dveřních otvorů v bočních stěnách nástaveb a parapetů poklopů a větracích otvorů prostorů umístěných pod palubou výšku nejméně 0,50 m nad palubou.

Tento požadavek se nevztahuje na přístupové otvory do prostor dvojitého trupu a dvojitých dnech.

9.3.2.10.5 Štítnice, zábradlí, paty zábradlí atd. musí být vybaveny dostatečně velkými otvory umístěnými přímo nad palubou.

#### 9.3.2.11 **Úložné prostory a nákladní tanky**

9.3.2.11.1 (a) Nejvyšší přípustný obsah nákladního tanku lze zjistit z následující tabulky:

L x B x H v m <sup>3</sup>	Nejvyšší přípustný obsah nákladního tanku v m <sup>3</sup>
< 600	L x B x H x 0,3
600 - 3 750	180 + (L x B x H - 600) x 0,0635
> 3 750	380

Připouští se alternativní varianty stavby v souladu s částí 9.3.4.

V předchozí tabulce je L x B x H násobkem hlavních rozměrů tankového plavidla v metrech (podle cejchovního průkazu). Je to:

L = největší délka trupu plavidla v m;

- B = největší šířka trupu plavidla v m;  
H = nejmenší kolmá vzdálenost mezi spodní hranou lodního kýlu a nejnižším bodem paluby na straně plavidla (boční výška) v oblasti nákladu v m;

- (b) Konstrukce nákladního tanku musí být provedena takovým způsobem, aby byla zohledněna hustota přepravovaného materiálu. Maximální přípustná hustota musí být uvedena ve schvalovacím osvědčení.
- (c) Pokud je plavidlo vybaveno tlakovými tanky, musí být tyto tanky provedeny takovým způsobem, aby jejich provozní tlak byl minimálně 400 kPa (4 bary).
- (d) U plavidel s délkou do 50,00 m nesmí délka nákladních tanků přesáhnout 10,00 m.

U plavidel delších než 50,00 m nesmí délka tanků přesáhnout 0,20 L.

Toto ustanovení neplatí pro plavidla se zasazenými, cylindrickými nákladními tanky s poměrem délky k průměru do 7.

#### 9.3.2.11.2

- (a) Plavidlo musí být v oblasti nákladu (kromě kofrdamů) provedeno jako plavidlo s hladkou palubou a dvojitou obšívku s dvojitými boky, dvojitým dnem a bez zvýšené paluby.
- Nezávislé nákladní tanky a chlazené nákladní tanky smí být umístěny pouze do jednoho úložného prostoru, který je podle odstavce 9.3.2.11.8 tvořen dvojitými boky a dvojitým dnem. Nákladní tanky nesmí vyčnívat přes palubu.
- (b) Nezávislé nákladní tanky musí být zajištěny proti vyplavání.
- Zařízení pro upevňování chlazených nákladních tanků musí odpovídat požadavkům klasifikační společnosti.
- (c) Čerpací jímka by neměla mít větší obsah než 0,10 m<sup>3</sup>.
- (d) Podpěry, které spojují nosné části bočních stěn plavidla s nosnými částmi podélné přepážky, nebo podpěry, které spojují nosné části dna plavidla s dnem nákladního tanku nejsou přípustné.
- (e) Místní výklenek v palubě nákladních tanků, ohraničený ze všech stran, o hloubce větší než 0,1 m, který je určen pro umístění nákladního čerpadla, se povoluje v případě, že splňuje tyto požadavky:
- Výklenek nesmí být hlubší než 1,0 m;
  - Výklenek musí být umístěn minimálně 6,00 m od vstupů a otvorů do obytných a provozních prostor mimo oblast nákladu;
  - Minimální vzdálenost výklenku od boků se musí rovnat čtvrtině šířky plavidla;
  - Všechna potrubí spojující výklenek s nákladními tanky musí být vybavena uzavíracími zařízeními připevněnými přímo na přepážce;
  - Všechna ovládací zařízení pro zařízení umístěná ve výklenku se musí ovládat z paluby;
  - Výklenek musí být možné vypustit pomocí systému instalovaného na palubě v oblasti nákladu, který je nezávislý na jakémkoli dalším systému;
  - Výklenek musí být vybaven poplašným zařízením pro měření úrovně plnění, který spouští odvodňovací systém a optický a akustický alarm v kormidelně a na palubě, když se na dně hromadí kapalina;
  - Pokud je výklenek umístěn nad kofrdamem, musí mít přepážka ve strojovně izolaci třídy „A-60“, jak je definována v SOLAS 74, kapitola II-2, předpis 3;
  - Pokud je v oblasti nákladu instalováno postřikování vodou, musí být elektrická zařízení umístěná ve výklenku chráněna proti průniku vody;
  - Potrubí spojující vybrané s trupem nesmí procházet nákladními tanky.
- (f) Pokud bude seznam látek pro plavidlo podle 1.16.1.2.5 zahrnovat látky, které vyžadují zajištění proti explozi v souladu se sloupcem (17) tabulky C kapitoly 3.2, a výklenek bude hlubší než 0,50 m, musí být vybaven vestavěným systémem detekce plynů, který díky čidlům okamžitého měření automaticky ukazuje přítomnost hořlavých plynů a aktivuje optický a akustický alarm, když koncentrace plynu dosáhne 20 % dolní meze výbušnosti nákladu nebo 20 % hodnoty dolní meze výbušnosti n-hexanu, podle toho, která hodnota je kritičtější. Čidla tohoto systému musí být umístěna ve vhodných polohách ve spodní části výklenku.

Měření musí probíhat nepřetržitě;

Akustická a optická poplašná zařízení musí být instalována v kormidelně a při spuštění alarmu musí být odstaven systém nakládky a vykládky; Jakákoli porucha systému detekce plynu musí být okamžitě signalizována v kormidelně a na palubě optickým a akustickým varováním.

Pokud se poplach nevypne, musí být automaticky předán do obytných prostor.

- 9.3.2.11.3 (a) Nákladní tanky musí být odděleny kofrdamem s minimální šířkou 0,60 m od strojoven, provozních a obytných prostor pod palubou mimo oblast nákladu nebo pokud tyto prostory na plavidle chybí, tak musí být odděleny od konců plavidla. Pokud jsou nákladní tanky postaveny v jednom úložném prostoru, musí být vzdáleny minimálně 0,50 m od koncových přepážek úložného prostoru. V takovém případě se koncová přepážka třídy „A-60“, jak je definována v SOLAS 74, kapitola II-2, předpis 3, považuje za ekvivalent kofrdamu. Odstup 0,50 m smí u tlakových tanků být zmenšen na 0,20 m.
- (b) Úložné prostory, kofrdamy a nákladní tanky musí být možné přezkušovat.
- (c) Všechny prostory v oblasti nákladu musí být větratelné. Musí být možné kontrolovat, že v nich není žádný plyn.

- 9.3.2.11.4 Přepážky, které ohraničují nákladní tanky, kofrdamy a úložné prostory musí být vodotěsné. Nákladní tanky a přepážky ohraničující oblast nákladu nesmějí mít žádné otvory nebo průchody pod palubou.

V přepážce mezi strojovnou a kofrdamem nebo služebním prostorem v oblasti nákladu nebo mezi strojovnou a úložným prostorem smějí být průchody, pokud odpovídají ustanovením uvedeným v 9.3.2.17.5.

V přepážce mezi nákladním tankem a prostorem s čerpadly pod palubou smějí být průchody, pokud odpovídají ustanovením uvedeným v 9.3.2.17.6. V přepážkách mezi nákladními tanky smějí být průchody, pokud jsou nakládací-vykládací potrubí opatřena uzavíracími zařízeními na nákladním tanku, z něhož vycházejí. Tato uzavírací zařízení se musí uvádět do činnosti z paluby.

- 9.3.2.11.5 Dvojitě boky a dvojitá dna smí být v oblasti nákladu zřízeny pouze pro příjem balastní vody. Dvojitá dna smí být zařízení jako palivové tanky, pouze pokud splňují předpisy 9.3.2.32.

- 9.3.2.11.6 (a) Kofrdam, střední část kofrdamu nebo jiný prostor pod palubou v oblasti nákladu, smí být zařízení jako provozní prostor, pokud jsou stěny, které jej ohraničují, vedeny kolmo až na dno. Tento provozní prostor smí být přístupný jenom z paluby
- (b) Takový provozní prostor musí být s výjimkou přístupových a větracích otvorů vodotěsný.
- (c) V provozním prostoru, jmenovaném v bodě a), nesmí být žádné nakládací a vykládací potrubí.

V prostoru s čerpadly pod palubou smí být nakládací a vykládací potrubí, pokud tento prostor plně odpovídá předpisům 9.3.2.17.6.

- 9.3.2.11.7 U plavidel s dvojitou obšívkou se spojeným integrovaným nákladním tankem musí být minimální vzdálenost mezi bokem plavidla a boční stěnou nákladního tanku 1,00 m. Zmenšení této vzdálenosti na 0,80 m je dovoleno jen tehdy, jestliže jsou oproti dimenzovaným předpisům podle stavebního předpisu klasifikační společnosti provedena následující zesílení:

- (a) zvýšení tloušťky okrajnice o 25 %;
- (b) zvýšení tloušťky bočních stěn o 15 %;
- (c) uspořádání podélného systému výtuzí na boku plavidla, přičemž výška žebra nesmí být menší než 0,15 m a podélné výtuzi musí mít průřez alespoň 7,00 cm<sup>2</sup>.
- (d) boční nebo podélné vyztužení je provedeno pomocí rámů, které jsou podobné dnovým prahům s odlehčením a jsou umístěny ve vzdálenosti maximálně 1,80 m. Tyto vzdálenosti mohou být zvětšeny, pokud je konstrukce odpovídajícím způsobem zesílena.

Při stavbě plavidla s příčným systémem vyztužení musí být namísto písmene c) umístěn podélný vyztužný systém. Vzdálenost podélných výtuzí nesmí být větší než 0,80 m a výška bočních výtuzí nesmí být při úplném napojení na žebra menší než 0,15 m. Průřez nesmí být stejně jako u písmene c) menší než 7,00 cm<sup>2</sup>. Jsou-li žebra volně vystřižena, musí být výška palubního ochozu zvětšena o výšku výřezu výtuzi.

Výška dvojitého dna musí být v průměru minimálně 0,70 m, avšak na žádném místě nesmí být menší než 0,60 m.

Pod čerpacími jímkami smí být světlost snížena na 0,50 m.

Připouští se alternativní varianty stavby v souladu s oddílem 9.3.4.

- 9.3.2.11.8 Pokud stavba probíhá za použití nezávislých nebo chlazených tanků, pak pro dvojité boky úložného prostoru platí minimální výška 0,80 m a pro dvojité dno úložného prostoru minimální výška 0,60 m.
- 9.3.2.11.9 Provozní prostory, které se nacházejí v oblasti nákladu pod palubou, musí být uspořádány takovým způsobem, aby byly dobře přístupné a aby v nich obsažená provozní zařízení mohla být bezpečně obsluhována osobami, které mají osobní ochranné vybavení. Musí být postaveny takovým způsobem, aby z nich bylo možné bez zvláštních potíží vyprostit zraněné osoby a osoby v bezvědomí, případně s pomocí pevně zabudovaných zařízení.
- 9.3.2.11.10 Kofrdamy, dvojité boky, dvojitá dna, nákladní tanky, úložné prostory a jiné prostory, do kterých se vstupuje v oblasti nákladu, musí být uspořádány takovým způsobem, aby je bylo možné přiměřeně a kompletně uklízet a kontrolovat. S výjimkou dvojitých boků a dvojitého dna, pokud nemají žádnou společnou stěnu s nákladními tanky, musí vstupní otvory být zhotoveny tak, aby do prostoru mohla bez jakékoliv újmy vstoupit nebo tento opustit osoba s dýchacím přístrojem. Nejmenší velikost otvoru: 0,36 m<sup>2</sup>; nejmenší boční délka: 0,50 m. Vstupní otvory musí být postaveny takovým způsobem, aby z nich bylo možné bez zvláštních potíží vyprostit zraněné osoby a osoby v bezvědomí, případně s pomocí pevně zabudovaných zařízení. Odstup mezi zesíleními ve shora uvedených prostorech nesmí být menší než 0,50 m. Ve dvojitém dně smí tento odstup být zmenšen na 0,45 m.

Nákladní tanky smí být opatřeny kulatým otvorem s minimálním průměrem 0,68 m.

### 9.3.2.12 Větrání

- 9.3.2.12.1 V každém úložném prostoru musí být dva otvory, jejichž rozměr a uspořádání jsou takové, aby větrání na každém místě prostoru bylo účinné. Pokud tyto otvory neexistují, musí být možné úložné prostory inertizovat nebo plnit suchým vzduchem.
- 9.3.2.12.2 Dvojité boky a dvojitě dno v oblasti nákladu, které nejsou zřízeny za účelem balastování a eventuální existující kofrdamy mezi strojovny a prostory s čerpadly musí být větratelné větracími zařízeními.
- 9.3.2.12.3 (a) Služební prostor umístěný v oblasti nákladu pod palubou musí být vybaven systémem ventilace. Kapacita větráků musí být dostatečná pro zajištění 20 kompletních výměn vzduchu za hodinu na základě objemu služebního prostoru.
- Ventilační odsávací šachty musí sahát až do výšky 50 mm nad podlahou služebního prostoru. Vzduch musí být přiváděn potrubím v horní části služebního prostoru.
- (b) Pokud bude seznam látek pro plavidlo podle bodu 1.16.1.2.5 zahrnovat látky, které vyžadují zajištění proti explozi v souladu se sloupcem (17) tabulky C kapitoly 3.2, musí být přívody vzduchu umístěny nejméně 2,00 m nad palubou, ve vzdálenosti nejméně 2,00 m od otvorů tanku a 6,00 m od výpustí pojistných ventilů.
- Prodlužovací potrubí, které může být nezbytné, může být zavěšené. Obytné a provozní prostory musí být větratelné.
- 9.3.2.12.4 (a) Obytné prostory, kormidelná a služební prostory musí být vybaveny větráním.
- (b) Systém větrání v takových prostorech musí splňovat následující požadavky:
- Sací otvory musí být umístěny co nejdále, a minimálně 6,00 m od chráněné oblasti, a minimálně 2,00 m nad palubou;
  - V prostorech se může udržovat tlak nejméně 0,1 kPa (0,001 bar);
  - Je zabudováno poplašné zařízení pro případ poruchy;
  - Větrací systém, včetně poplašného zařízení pro případ poruchy, musí být minimálně typ „omezené riziko výbuchu“;
  - Systém detekování plynu odpovídající níže uvedeným podmínkám 1 až 4 je připojen na větrací systém:
    - Je vhodný pro použití minimálně v zóně 1, výbušné skupině IIC a teplotní třídě T6;
    - Je vybaven čidly:
      - Na sacích otvorech větracího systému; a
      - Přímo pod vrchní hranou prahu vstupních dveří;
    - Jeho čas t<sub>90</sub> je nižší nebo se rovná 4 s;
    - Měření musí být neustálé;

- (vi) V provozních prostorách je větrací systém napojen na nouzové osvětlení, které musí být minimálně typ „omezené riziko výbuchu“;

Toto nouzové osvětlení není nutné, pokud je osvětlení v provozních prostorách minimálně typu „omezené riziko výbuchu“;

- (vii) Sání větracího systému a instalací a zařízení, která nesplňují požadavky uvedené v 9.3.2.51 (a) a (b) a 9.3.2.52.1 musí být uzavřeno, pokud je dosaženo koncentrace, která se rovná 20% dolní meze výbušnosti n-Hexanu;

Vypínání musí být v obytných prostorách a v prostoru kormidelny viditelně a slyšitelně signalizováno;

- (viii) V případě selhání větracího systému nebo instalací detekce plynu v obytných prostorách, musí být vypnuty instalace a zařízení v ubytovacích prostorách, které nesplňují požadavky uvedené v 9.3.2.51 (a) a (b) a 9.3.2.52.1

Porucha musí být signalizována v obytných prostorech, kormidelně a na palubě vizuálními a zvukovými signály;

- (ix) V případě selhání větracího systému nebo instalací detekce plynu v kormidelně nebo služebních prostorech, musí být vypnuty instalace a zařízení v těchto prostorech, které nesplňují požadavky uvedené v 9.3.2.51 (a) a (b) a 9.3.2.52.1;

Porucha musí být viditelně a slyšitelně signalizována v prostoru kormidelny a na palubě; Pokud se poplach nevypne, musí být automaticky předán do obytných prostor;

- (x) Jakékoli vypnutí musí nastat okamžitě a automaticky a, je-li to nutné, musí aktivovat nouzové osvětlení;

Zařízení automatického vypínání je nastaveno tak, aby k automatickému vypnutí nedošlo v době, kdy plavidlo pluje;

- (c) Pokud v prostoru není větrací systém nebo větrací systém prostoru nesplňuje všechny požadavky uvedené výše v (b), instalace nebo zařízení přítomná v takovém prostoru mohou, pokud jsou zapnutá, dát vzniknout povrchovým teplotám vyšším než uvedeným v 9.3.2.51 (a) a (b) nebo která nesplňují požadavky uvedené v 9.3.2.52.1, musí být možné je vypnout.

9.3.2.12.5 (Vypuštěno)

9.3.2.12.6 Na větracích otvorech musí být umístěny tabulky uvádějící podmínky, za nichž mají být otvory uzavřeny. Všechny větrací otvory obytných prostor, kormidelny a služebních prostor vedoucí do venkovního prostoru mimo nákladový prostor musí být vybaveny zařízeními trvale upevněnými podle bodu 9.3.2.40.2.2 (c), která umožňují jejich rychlé uzavření. Musí být jasné, zda jsou otevřené nebo zavřené.

Tyto větrací otvory musí být umístěny nejméně 2,00 m od oblasti nákladu.

V této oblasti mohou být umístěny větrací otvory služebních prostor v oblasti nákladu.

9.3.2.12.7 (Vypuštěno)

### 9.3.2.13 **Stabilita (obecně)**

9.3.2.13.1 Musí být prokázána dostatečná stabilita včetně stability v poškozeném stavu.

9.3.2.13.2 Základní hodnoty pro výpočet stability – hmotnost prázdného plavidla a poloha těžiště hmotnosti – musí být určeny buď pomocí naklánícího pokusu nebo detailním výpočtem hmotnosti. Přitom se musí ověřit hmotnost prázdného plavidla měřením ponoru, přičemž se vypočtená hmotnost nesmí lišit více než o  $\pm 5$  % od hodnoty hmotnostního výtlaku určené ze změřeného ponoru.

9.3.2.13.3 Musí být prokázána dostatečná stabilita v nepoškozeném stavu pro všechna stadia nakládky a vykládky a pro konečný stav naložení pro všechny relativní hustoty přepravovaných látek uvedených v seznamu látek přípustných k přepravě v plavidle podle 1.16.1.2.5.

Pro každou nakládací operaci je třeba vzít v úvahu skutečná plnění a zaplavení nákladních cisteren, balastních nádrží a komor, nádrží na pitnou vodu a na odpad a nádrží obsahujících produkty pro provoz plavidla, plavidlo musí splňovat požadavky na nepoškozenou a poškozenou stabilitu.

Mezistavy během operací musí být též vzaty v úvahu.

Musí být prokázána dostatečná stabilita pro každou provozní, nakládací a balastní podmínku v knížce stability schválená relevantní klasifikační společností, která zařadila plavidlo. Jestli je to nepraktické

pro předběžnou kalkulaci provozních, nákladacích a balastních podmínek, nákladací zařízení schválené uznanou klasifikační společností, která klasifikuje plavidlo, musí být instalováno a použito, které je uvedeno v níže stabilitě.

**POZNÁMKA:** *Knižka stability musí být ve formě srozumitelné pro odpovědného velitele a obsahovat následující údaje:*

*Všeobecný popis plavidla:*

- *Všeobecné uspořádání a plány kapacity udávající schválené použití oddílů a prostor (nákladní nádrže, sklady, ubytování atd.);*
- *Nákres uvádějící polohu značek ponoru ve vztahu ke kolmicím plavidla;*
- *Schéma podpalubních balastních čerpacích a ochranných systémů zaplavení;*
- *Hydrostatické křivky nebo tabulky odpovídající konstrukčnímu vyvážení, a pokud se významné vyvažovací úhly předpokládají během normálního provozu plavidla, křivky nebo tabulky odpovídající takovému stupni vyvážení musí být uvedeny;*
- *Příčné křivky nebo tabulky stability vypočtené na volném vyvažovacím základě, pro stupně přemístění a vyvážení předvídané v normálních provozních podmínkách, s uvedením objemu, který byl uvažován pro výtlač;*
- *Cisternové tabulky nebo křivky ukazující kapacity, těžiště a údaj o volném prostoru všech nákladních nádrží, balastních nádrží a komor, nádrží na pitnou vodu a odpadní vodu a nádrží obsahující produkty pro provoz plavidla;*
- *Nezbytné údaje (hmotnost a těžiště) vycházející z odchýlné zkoušky nebo měření vlastní hmotnosti v kombinaci dílčím vážením hmotnosti nebo jinými přípustnými měřeními. Kde jsou výše uvedené informace odvozeny ze sesterského plavidla, odvolávka na sesterské plavidlo musí být jasně uvedena a kopie zprávy o schválené odchýlné zkoušce relevantního sesterského plavidla musí být zahrnuta;*
- *Kopie zprávy o schválené zkoušce musí být zahrnuta do knížky stability.*
- *Provozní nákladací podmínky s relevantními podrobnými údaji, jako:*
  - *Nezbytné údaje, plnění nádrží, sklady, posádka a jiné relevantní části na palubě (hmotnost a těžiště každé relevantní části na palubě, momenty volného povrchu pro kapalné náklady);*
  - *Ponory středu plavidla a při kolmicích;*
  - *Metacentrická výška korigovaná pro účinek volných povrchů;*
  - *Hodnoty směrové páky a křivka;*
  - *Podélné ohybové momenty a smykové síly na čitelných bodech;*
  - *Informace o otvorech (umístění, typ těsnosti, prostředky uzávěrů); a*
  - *Informace pro velitele.*
- *Výpočet vlivu balastní vody na stabilitu s informací, jestli pevně zabudované hladinoměry pro balastní nádrže a prostory musí být instalovány nebo jestli balastní nádrže nebo prostory musí být úplně plné nebo úplně prázdné, pokud je to jinak.*

9.3.2.13.4 Plovatelnost v poškozeném stavu musí být prokázána pro nejnepříznivější stav naložení. K tomuto účelu musí být předložen vypočtený důkaz dostatečné stability pro kritické mezistavy a pro konečný stav zaplavení.

#### **9.3.2.14 Stabilita (v nepoškozeném stavu)**

9.3.2.14.1 Požadavky na stabilitu v poškozeném stavu, vyplývající z výpočtu zaplavení, nesmí být překročeny.

9.3.2.14.2 Pro plavidla s nákladními tanky o šířce větší než 0,70 B musí být podán důkaz, že byly dodrženy následující požadavky na stabilitu:

- (a) V pozitivní ploše křivky ramene stability až do zanoření prvního nevodotěsného otvoru musí být rameno stability (GZ) nejméně 0,10 m;
- (b) Obsah pozitivní plochy křivky ramene stability až do zanoření prvního nevodotěsného otvoru a v každém případě až do úhlu náklonu  $\leq 27^\circ$  musí být nejméně 0,024 m.rad;
- (c) Výška metacentra (GM) musí být nejméně 0,10 m.

Tyto podmínky musí být splněny, přičemž je nutno pamatovat na vliv všech volných hladin v tancích pro všechny fáze nakládky a vykládky.

9.3.2.14.3 Rozhodující pro plavidlo je přísnější z požadavků 9.3.2.14.1 a 9.3.2.14.2.

#### **9.3.2.15 Stabilita (v případě poškození)**

9.3.2.15.1 Pro případ poškození je třeba zohlednit následující:

- (a) rozsah poškození na jednom boku plavidla:



- podélný rozsah: nejméně 0,10 L, avšak ne méně než 5,00 m,  
 příčný rozsah: 0,79 dovnitř od boku plavidla pod přímým úhlem k diametrální linii na úrovni roviny ponoru při maximálním ponoru nebo, pokud je to vhodné, vzdálenost povolenou oddílem 9.3.4, sníženou o 0,01 m;  
 svislý rozsah: neohraničený od základní roviny vzhůru.
- (b) rozsah poškození dna:  
 podélný rozsah: minimálně 0,10 L, avšak ne méně než 5,00 m,  
 příčný rozsah: 3,00 m,  
 svislý rozsah: 0,59 m vzhůru od základny kromě sacích jímek.

- (c) Všechny přepážky, spadající do oblasti poškození se považují za proražené, to znamená, že dělení přepážkami na úseky musí být voleno tak, aby bylo plavidlo plavby schopné i po zaplavení dvou nebo více přímo za sebou ležících úseků.

Přitom se musí dbát na následující:

- při poškození dna se považují i úseky ležící vedle sebe napříč plavidla za zaplavené;
- spodní hrany vodotěsně neuzavíratelných otvorů (např. dveří, oken, palubních poklopů), musí v konečné fázi zaplavení ležet nejméně 0,10 m nad rovinou ponoru;
- všeobecně se musí počítat s 95 % rozsahem zatopení. Je-li výpočtem prokázáno, že střední zaplavení v kterémkoli prostoru je menší než 95 %, může být dosazena vypočtená hodnota.

Dosazují se však následující minimální hodnoty:

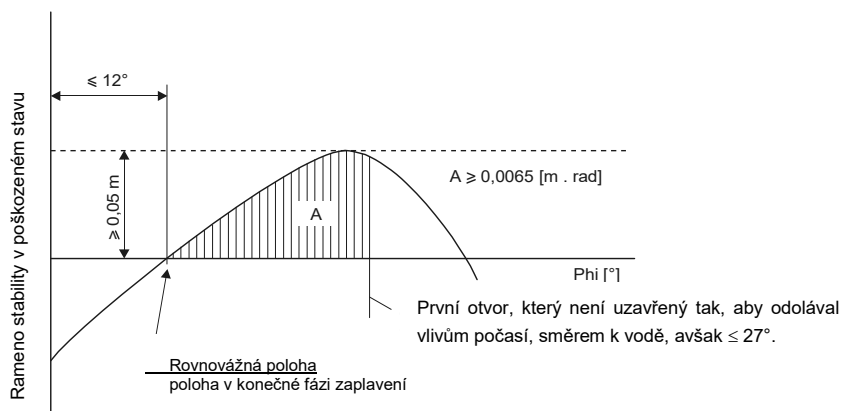
- |  |              |
|--|--------------|
| - strojovny  | 85 %         |
| - prostory pro posádku   | 95 %         |
| - dvojité dno, olejové nádrže, balastní nádrže, atd. podle toho, zda je dle jejich určení lze považovat při maximálním ponoru za plné nebo prázdné | 0 nebo 95 %. |

Pro hlavní strojovnu stačí prokázat schopnost plavby jen pro stav zaplavení jednoho úseku, t.j. konečné přepážky strojovny se nepovažují za poškozené.

#### 9.3.2.15.2

Náklon plavidla v rovnovážné poloze (konečný sklon plavidla) nesmí přesahovat  $12^\circ$ . Otvory, které nejsou vodotěsně uzavíratelné, se mohou zanořovat teprve až po dosažení rovnovážné polohy. Pokud se zanořují dříve, považují se k nim příslušné prostory při poškození za zaplavené.

Nad rovnovážnou polohu musí pozitivní oblast křivky vztyčeného ramene stability vykazovat  $\geq 0,05$  m ve spojení s plochou  $\geq 0,0065$  m.rad. Minimální hodnoty stability musí být dodrženy až do zanoření prvních otvorů, které nejsou uzavřeny tak, aby odolávaly vlivům počasí, avšak před úhlem náklonu  $\leq 27^\circ$ . Zanoří-li se tyto otvory dříve, je třeba k nim náležící prostory při výpočtu považovat za zatopené.



#### 9.3.2.15.3

Pokud otvory, jimiž mohou být dodatečně zaplaveny nepoškozené prostory, mohou být vodotěsně uzavřeny, musí tato uzavírací zařízení být odpovídajícím způsobem popsána.

- 9.3.2.15.4 Pokud jsou provedeny otvory pro přepouštění nebo zatopení pro snížení asymetrie, musí dojít k vyrovnání během 15 minut, pokud se v mezistavech prokáží dostatečné hodnoty stability v poškozeném stavu.

### **9.3.2.16 Prostory strojovny**

- 9.3.2.16.1 Spalovací motory pro provoz plavidla, jakož i spalovací motory pomocných strojů, musí být umístěny mimo oblast nákladu. Přístup a další otvory do těchto prostor musí být umístěny v minimální vzdálenosti 2,00 m od oblasti nákladu.

- 9.3.2.16.2 Strojovny musí být přístupné z paluby plavidla. Přístupy nesmí být nasměrovány k oblasti nákladu. Pokud nejsou dveře umístěny do výklenku, jehož hloubka odpovídá alespoň šířce dveří, musí být závěsy dveří obráceny k oblasti nákladu.

### **9.3.2.17 Obytné a provozní prostory**

- 9.3.2.17.1 Obytné prostory a kormidelna musí ležet mimo oblast nákladu před první kolmou rovinou vpředu nebo za nejzazší kolmou rovinou pod palubou se nacházející části oblasti. Okna kormidelny, která jsou umístěna minimálně 1,00 m nad podlahou kormidelny, smí být nakloněna dopředu.

- 9.3.2.17.2 Přístupy k prostorům a otvorům v nástavbách nesmí být nasměrovány k oblasti nákladu. Závěsy dveří, které se otevírají směrem ven a nejsou umístěny do výklenku, jehož hloubka odpovídá alespoň šířce dveří, musí být obráceny k oblasti nákladu.

- 9.3.2.17.3 Přístupy z paluby a otvory prostor do volného prostoru musí být možné uzavírat. Na přístupu do těchto prostor musí být připevněno následující upozornění:

**BĚHEM NAKLÁDKY, VYKLÁDKY A ODPLYNOVÁNÍ  
NEOTEVÍRAT BEZ SVOLENÍ VELITELE PLAVIDLA.  
OKAMŽITĚ OPĚT ZAVŘÍT.**

- 9.3.2.17.4 Vstupy a otevíratelná okna nástaveb a obytných prostor a také jiné otvory k těmto prostorům musí být vzdáleny minimálně 2,00 m od oblasti nákladu. Okna a dveře kormidelny smí být v rámci těchto 2,00 m umístěny jen tehdy, pokud neexistuje přímé spojení mezi kormidelnou a obytnými prostory.

- 9.3.2.17.5
- (a) Hnací hřídele drenážních a balastních čerpadel v oblasti nákladu smí být vedeny skrze přepážku mezi provozním prostorem a strojovnou, pokud uspořádání provozního prostoru odpovídá předpisům 9.3.2.11.6.
  - (b) Vedení hřídele přepážkou musí být provedeno plynotěsně a schváleno uznávanou klasifikační společností.
  - (c) Připojení musí obsahovat potřebné provozní pokyny.
  - (d) V přepážce mezi strojovnou a provozním prostorem v oblasti nákladu a mezi strojovnou a úložným prostorem smí být umístěna vedení elektrických kabelů, vedení hydrauliky a potrubí pro měřicí, řídicí a signální zařízení, pokud jsou provedeny plynotěsně a jsou schváleny uznávanou klasifikační společností. Vedení přepážkou třídy „A-60“, jak je definována v SOLAS 74, kapitola II-2, předpis 3, musí mít protipožární ochranu stejné hodnoty.
  - (e) Přepážkou mezi strojovnou a provozním prostorem v oblasti nákladu smí být vedeny trubkové rozvody, pokud se přitom jedná o rozvody mezi strojním zařízením ve strojovně a v provozním prostoru, které nemají ve strojovně žádné otvory.
  - (f) Bez ohledu na 9.3.2.11.4 smějí potrubí ze strojovny procházet služebním prostorem v oblasti nákladu nebo kofrdamem nebo úložným prostorem nebo prostorem dvojitých boků ven do volného prostoru za podmínky, že jsou tato potrubí uvnitř služebního prostoru nebo kofrdamu nebo úložného prostoru nebo prostoru dvojitých boků tlustostěnného typu a nemají žádné slepé příruby ani otvory.
  - (g) Pokud hnací hřídel pomocného stroje vede skrze stěnu, která je nad palubou, musí být toto provedení plynotěsné.

- 9.3.2.17.6 Provozní prostor, který se nachází pod palubou v oblasti nákladu, se nesmí používat jako prostor s čerpadly pro systém nakládky a vykládky, s výjimkou případů, kdy:

- Je prostor s čerpadly oddělený od strojovny nebo provozních prostor mimo oblast nákladu kofrdamem nebo přepážkou s izolací Třídy „A-60“, jak je popsáno v SOLAS 74, Kapitoly II-2, Ustanovení 3, nebo provozním nebo nákladovým prostorem;
- Výše požadovaná přepážka „A-60“ nemá prolomení podle 9.3.1.17.5 (a);

- Výstupní otvory větrání jsou rozmístěny ve vzdálenosti minimálně 6,00 m od vstupů a otvorů obytných prostor, kormidelny a provozních prostor mimo oblast nákladu;
- Vstupní poklopy a větrací otvory jsou uzavíratelné zvenčí;
- Všechna nakládací a vykládací potrubí, jakož i rozvody jsou na sací straně čerpadla v prostoru s čerpadly přímo na přepážce vybaveny uzavíracími armaturami. Potřebná obsluha ovládacích zařízení v prostoru s čerpadly, spouštění čerpadel nebo kompresorů a regulace proudu kapaliny musí probíhat z paluby;
- Jímka prostoru s čerpadly je vybavena zařízením k měření stavu plnění, které spustí optický a akustický poplach v kormidelně, pokud se v jínce prostoru s čerpadly hromadí kapalina;
- Prostor s čerpadly je opatřen vestavěným zařízením pro detekci kyslíku, které automaticky ukazuje množství kyslíku, a které při dosažení koncentrace kyslíku 19,5 % spustí viditelný a slyšitelný poplach. Čidla tohoto systému musí být umístěna ve vhodných polohách na podlaze a ve výšce 2,00 m. Měření musí probíhat nepřetržitě a musí být zobrazeno v blízkosti vchodu. Akustické a optické poplašné zařízení musí být instalovány v kormidelně a v prostoru s čerpadlem a při spuštění alarmu musí být systém nakládky a vykládky odstaven;  
Porucha systému pro měření kyslíku musí spustit optický a akustický poplach v kormidelně a na palubě. Pokud se poplach nevypne, musí být automaticky předán do obytných prostor;
- Ventilací systém předepsaný v 9.3.2.12.3 má dostatečnou kapacitu, aby zajistil minimálně 30 výměn vzduchu za hodinu na základě celkového objemu provozního prostoru.

Pokud bude seznam látek pro plavidlo podle 1.16.1.2.5 zahrnovat látky, které vyžadují zajištění proti explozi v souladu se sloupcem (17) tabulky C kapitoly 3.2, musí být místnost s čerpadlem také vybavena vestavěným systémem detekce plynů, který automaticky ukazuje přítomnost hořlavých plynů a aktivuje optický a akustický alarm, když koncentrace plynu dosáhne 20 % dolní meze výbušnosti nákladu nebo 20 % hodnoty dolní meze výbušnosti n-hexanu, podle toho, která hodnota je kritičtější.

Čidla tohoto systému detekce plynu musí být umístěna ve vhodných polohách ve spodní části a přímo pod palubou. Měření musí probíhat nepřetržitě a musí být zobrazeno v blízkosti vchodu.

Akustická a optická poplašná zařízení musí být instalována v kormidelně a v prostoru s čerpadlem a při spuštění alarmu musí být odstaven systém nakládky a vykládky;

Jakákoli porucha systému detekce plynu musí být okamžitě signalizována v kormidelně a na palubě optickým a akustickým varováním. Pokud se poplach nevypne, musí být automaticky předán do obytných prostor.

9.3.2.17.7

Na vstupu do prostoru s čerpadly musí být připevněn následující nápis:

**PŘED VSTUPEM DO PROSTORU S ČERPADLY PŘEZKOUŠET NEPŘÍTOMNOST PLYNŮ  
A TAKÉ DOSTATEK KYSLÍKU.  
DVEŘE A VSTUPNÍ OTVORY NEOTEVÍRAT BEZ SVOLENÍ VELITELE PLAVIDLA.  
PŘI POPLACHU IHNEDE OPUSTIT PROSTOR.**

9.3.2.18

#### ***Zařízení pro plnění inertního plynu***

V případě předepsaného vytvoření inertního prostředí nebo polštáře musí být na plavidle zařízení pro plnění inertním plynem.

Toto zařízení musí umět udržovat stálý minimální tlak 7 kPa (0,07 bar) v prostorech, ve kterých musí být vytvořeno inertní prostředí. Mimo to, činnost zařízení pro plnění inertním plynem nesmí vést ke zvyšování tlaku v nákladním tanku nad tlak, pro který jsou nastaveny ventily zvýšení tlaku. Tlak, pro který je nastaven vakuový ventil, musí být 3,5 kPa (0,035 bar).

Množství inertního plynu, nutného pro nakládku nebo vykládku, se musí přepravovat nebo vyrábět na palubě plavidla, pokud není možnost jeho obdržení ze břehu. Mimo to, na palubě plavidla se musí nacházet dostatečné množství inertního plynu pro doplnění běžných ztrát, ke kterým dochází během přepravy.

Prostory, ve kterých musí být vytvořeno inertní prostředí, musí být vybaveny přípojkami pro plnění inertním plynem a kontrolním zařízením, zajišťujícím stálou kontrolu potřebného prostředí.

Když tlak nebo koncentrace inertního plynu v plynné fázi se snižují pod zadanou hodnotu, musí kontrolní zařízení dávat do kormidelny světelný a zvukový signál. Když v kormidelně není nikdo

přítomen, poplašný signál musí, mimo to, být k dispozici v místě, kde je přítomen jeden ze členů posádky.

### **9.3.2.19 (Vyhrazeno)**

### **9.3.2.20 Zařízení kofrdamů**

9.3.2.20.1 Kofrdamy nebo oddělení kofrdamů, které zůstanou po vybavení služebních prostor v souladu s 9.3.2.11.6, musí být přístupny přes vstupní otvor.

9.3.2.20.2 Musí být možné, pomocí čerpadla kofrdamy naplnit vodou a vodu zase odčerpat. Naplnění musí proběhnout během 30 minut. Tyto požadavky nejsou zapotřebí, jestliže přepážka mezi strojovnou a kofrdamem je opatřena protipožární izolací podle „A-60“ podle SOLAS 74, kapitola II-2, pravidlo 3, nebo pokud je kofrdam zřízen jako provoní prostor.

9.3.2.20.3 Kofrdamy nesmí být spojeny pevným potrubím s jiným potrubím na plavidle, které je umístěno mimo oblast nákladu.

9.3.2.20.4 Pokud bude seznam látek pro plavidlo podle 1.16.1.2.5 zahrnovat látky, které vyžadují zajištění proti explozi v souladu se sloupcem (17) tabulky C kapitoly 3.2, musí být větrací otvory kofrdamů vybaveny pojistkou proti prošlehnutí plamene, která je schopná odolat deflagraci. Pojistky proti prošlehnutí plamene musí být voleny podle skupin/podskupin výbušnosti látek, které mají být zahrnuty do seznamu látek na nádobě (viz sloupec (16) tabulky C kapitoly 3.2). Bezpečnostní a kontrolní zařízení.

### **9.3.2.21 Bezpečnostní a kontrolní zařízení**

9.3.2.21.1 Každý nákladní tank musí být opatřen:

- (a) vnitřní značkou pro stupeň plnění na 95 %;
- (b) přístrojem, který ukazuje úroveň hladiny;
- (c) přístrojem, který upozorňuje na úroveň hladiny nejpozději při naplnění na 90 %;
- (d) čidlem mezní hodnoty, které spustí bezpečnostní pojistku proti přeplnění nejpozději při naplnění na 97,5 %;
- (e) zařízením na měření tlaku plynné fáze v nákladním tanku;
- (f) přístrojem pro měření teploty nákladu, je-li ve sloupci (9) tabulky C kapitoly 3.2 požadováno zařízení pro ohřev nákladu nebo se vyžaduje možnost ohřevu nákladu na palubě, nebo je-li uvedena maximální teplota ve sloupci (20) tabulky C kapitoly 3.2;
- (g) přípojkou pro připojení zařízení pro odběr vzorků uzavřeného nebo částečně uzavřeného typu, a/nebo alespoň jedním otvorem pro odběr vzorků, jak je požadováno ve sloupci (13) tabulky C kapitoly 3.2;

Pokud bude seznam látek pro plavidlo podle 1.16.1.2.5 zahrnovat látky, které vyžadují zajištění proti explozi v souladu se sloupcem (17) tabulky C kapitoly 3.2, musí být pojistka proti zpětnému prošlehnutí plamene v otvoru pro odběr vzorků způsobilá odolat trvalému hoření volena podle skupin/podskupin výbušnosti látek, které mají být zahrnuty do seznamu látek na nádobě (viz sloupec (16) tabulky C kapitoly 3.2).

9.3.2.21.2 Stupeň naplnění v % musí být zjistitelný s přesností na 0,5 %. Vztahuje se na obsah celého nákladního tanku včetně expanzní šachty.

9.3.2.21.3 Přístroj, který ukazuje úroveň hladiny, musí být možné sledovat z místa obsluhy uzavíracích prvků příslušného nákladního tanku. Nejvýše přípustnou hladinu naplnění 95 % a 97 %, uvedenou v seznamu látek, je nutno uvádět na každém ukazateli úrovně.

Hodnoty přetlaku a vakua musí být viditelné v jakoukoliv dobu z toho místa, odkud je možné přerušit nakládku nebo vykládku. Maximálně přípustná hodnota přetlaku nebo vakua musí být vyznačena na každém ukazateli.

Údaje přístrojů musí být viditelné při každých povětrnostních podmínkách.

9.3.2.21.4 Výstražný přístroj úrovně hladiny, který spouští akustický a optický poplach musí být nezávislý na přístroji, který ukazuje úroveň hladiny.

9.3.2.21.5 (a) Čidlo mezních hodnot podle odstavce 9.3.1.21.1 (d) musí na plavidle spustit akustický a optický signál a zároveň aktivuje elektrický kontakt, který v podobě binárního signálu přeruší tok proudu z břehového zařízení a na břehu může zavést opatření proti přetečení při nakládce.

Signál musí být možné předat na břeh pomocí dvoupólového vodotěsného přístrojového

konektoru zařízení, které zapojuje spoje, podle normy EN 60309-2:1999+A1:2007+A2:2012 pro stejnosměrný proud 40 až 50 V, barva označení bílá, poloha pomocného nosu šroubu 10 h.

Zásuvka musí být připevněna v bezprostřední blízkosti břehového zapojení nakládacího a vykládacího potrubí na plavidle.

Čidlo mezních hodnot musí být také schopné vypnout vlastní vykládací čerpadlo. Čidlo mezních hodnot musí být nezávislé na přístroji, který upozorňuje na úroveň hladiny, smí však být spojeno s přístrojem, který ukazuje úroveň hladiny.

- (b) Během vykládky pomocí čerpadla na plavidle musí být možno čerpadlo vypnout z břehového objektu. K tomuto účelu musí být nezávislé, samo o sobě bezpečné silnoproudé vedení, napájené plavidlem, vypnuto z břehového objektu pomocí elektrického kontaktu.

Musí být možné přenést binární signál z břehového objektu pomocí vodotěsné dvoupólové zásuvky nebo konektorového zařízení podle normy EN 60309-2:1999+A1:2007+A2:2012, pro stejnosměrný proud 40 až 50 voltů, identifikační barva bílá, poloha pomocného nosu šroubu 10 h.

Tato zásuvka musí být trvale namontována na plavidle v blízkosti napojení vykládacích potrubí.

- (c) Plavidla, která mohou dovážet pro provoz plavidla nutné produkty, musí být vybavena překladním systémem, odpovídajícím evropskému standardu EN 12827:1999 a rychlouzavíracím zařízením, umožňujícím přerušit zásobování. Toto rychlouzavírací zařízení se musí uvádět do činnosti pomocí elektrického signálu, pocházejícího ze systému a zajišťujícího zamezení přelítí. Elektrická spojení, uvádějící do činnosti rychlouzavírací zařízení, musí být jistěno v souladu s principem klidového proudu nebo s pomocí jiných odpovídajících způsobů zjišťování poruch. Pracovní stav elektrických propojení, které nelze ovládat na principu klidového proudu, musí být snadno prověřitelný.

K dispozici musí být možnost uvedení do činnosti rychlouzavíracího zařízení, nezávislé od elektrického signálu.

Rychlouzavírací zařízení musí uvádět do činnosti na plavidle poplachový vizuální nebo zvukový signál.

- 9.3.2.21.6 Optické a akustické signály přístroje, který upozorňuje na úroveň hladiny a čidla mezních hodnot se od sebe musí zřetelně odlišovat.

Optické signály musí být vidět na každém obslužném místě uzavíracích armatur nákladních tanků. Funkce měřicího čidla a elektrického obvodu musí být lehce kontrolovatelná nebo musí stačit provedení "failsafe".

- 9.3.2.21.7 Jestliže tlak nebo teplota překročí stanovenou hodnotu, musí přístroje pro měření podtlaku nebo přetlaku plynné fáze v nákladním tanku nebo teploty nákladním tanku aktivovat optický a akustický poplach v kormidelně a na palubě. Pokud se poplach nevypne, musí být automaticky předán do obytných prostor.

Jestliže tlak během nakládky a vykládky překročí stanovenou hodnotu, musí přístroj pro měření tlaku pomocí konektoru uvedeného výše v 9.3.2.21.5 okamžitě spustit elektrický kontakt, který spustí opatření k přerušení nakládky nebo vykládky. Pokud se používá vlastní vypouštěcí čerpadlo plavidla, musí být automaticky vypnuto.

Přístroj pro měření podtlaku nebo přetlaku musí spustit alarm nejpозději v momentě, kdy:

- (a) Když je přetlak roven 1,15 násobku otevíracího tlaku přetlakových ventilů/vysokorychlostních odvzdušňovacích ventilů; nebo  
(b) Je dosaženo spodního prahu hodnoty konstrukčního tlaku podtlakových ventilů, avšak podtlak nepřesahuje 5 kPa (0,05 bar).

Maximální přípustná teplota je uvedena ve sloupci (20) tabulky C kapitoly 3.2. Čidla pro alarmy uvedené v tomto odstavci mohou být připojeny k poplašnému zařízení čidla.

Je-li to předepsáno ve sloupci (20) tabulky C kapitoly 3.2, musí přístroj pro měření přetlaku plynné fáze v nákladním tanku spustit optický a akustický poplach v kormidelně, pokud přetlak během plavby překročí 40 kPa (0,4 bar). Pokud se poplach nevypne, musí být automaticky předán do obytných prostor; Musí být možné odečítat měřidla v bezprostřední blízkosti ovládacího systému pro rozstřikování vody.

9.3.2.21.8 Pokud se ovládací prvky uzavíracích armatur nákladních tanků nachází v řídicím prostoru, musí být možné odpojení nákladních čerpadel z tohoto místa řízení, údaje ukazatele úrovně musí být viditelné na místě řízení a světelné a zvukové poplašné signály, které podává havarijně-poplachový signál úrovně čidlem vysoké úrovně podle bodu 9.3.2.21.1(d), a přístroje pro měření tlaku a teploty nákladu, musí být vidět a slyšet na místě řízení a na palubě.

Musí být zajištěn dohled na oblast nákladu z kontrolního prostoru.

9.3.2.21.9 Plavidlo musí být vybaveno tak, aby nakládka nebo vykládka mohly být přerušeny pomocí vypínačů, tj. rychlouzavírací ventil umístěný na flexibilním vedení spojujícím plavidlo s břehem musí být schopen uzavření. Vypínače musí být umístěn na plavidle na dvou místech (vpředu a vzadu).

Toto ustanovení platí jen tehdy, je-li předepsáno ve sloupci (20) tabulky C kapitoly 3.2.

Přerušovací systém musí být zkonstruován podle principu ve stavu bez proudu.

9.3.2.21.10 V případě přepravy chlazených látek se určuje tlak poplachového systému konstrukcí nákladních tanků. V případě přepravy látek, které se musí přepravovat v chlazeném stavu, musí tlak funkčního poplachového systému být vyšší nejméně o 25 kPa (0,25 bar) maximálního tlaku vypočítaného v souladu s 9.3.2.27.

### 9.3.2.22 *Otvory nákladních tanků*

9.3.2.22.1 (a) Otvory nákladních tanků se musí nacházet nad palubou plavidla v oblasti nákladu.

(b) Otvory nákladních tanků s příčným průřezem větším než 0,10 m<sup>2</sup> <sup>a</sup> otvory bezpečnostních zařízení, která zabráňují nepřípustným přetlakům, se musí nacházet minimálně 0,50 m nad palubou.

9.3.2.22.2 Otvory nákladních tanků musí být opatřeny plynotěsnými uzavěry schopnými odolat zkušebnímu tlaku podle 9.3.2.23.2.

9.3.2.22.3 Uzavěry, které se za normálních okolností používají během nakládky a vykládky, nesmí při ovládání vytvářet žádné jiskry.

9.3.2.22.4 (a) Každý nákladní tank nebo skupina nákladních tanků, které jsou spojeny společným větracím potrubím, musí být vybavena:

- Přípojkou pro bezpečný návrat plynů vypouštěných během nakládky na břeh;
- Zařízení pro bezpečné snížení tlaku v nákladních tancích, na němž poloha uzavíracího ventilu zřetelně ukazuje, zda je otevřený nebo zavřený;
- Bezpečnostní zařízení, která zamezí nepřípustnému přetlaku nebo podtlaku.

Otevírací tlak pojistných ventilů musí být trvale vyznačen na ventilech;

Nastavení přetlakových ventilů musí být takové, aby během přepravy reagovaly teprve, když bude dosaženo maximálního přípustného pracovního tlaku nákladních tanků;

Plyny musí být vypouštěny směrem vzhůru;

Výpustě přetlakových ventilů musí být umístěny nejméně 1,00 m nad palubou a ve vzdálenosti nejméně 6,00 m od otvorů obytných prostor, kormidelny a provozních prostorů mimo oblast nákladu. V okruhu o poloměru 1,00 m kolem výpustí přetlakového ventilu se nesmí nacházet žádná zařízení. Tato oblast musí být označena jako nebezpečná zóna;

(b) Pokud bude seznam látek pro plavidlo podle 1.16.1.2.5 zahrnovat látky, které vyžadují zajištění proti explozi v souladu se sloupcem (17) tabulky C kapitoly 3.2, musí být přípojky ke každému nákladnímu tanku, větracímu potrubí a podtlakovému ventilu vybaveny pojistkou proti prošlehnutí plamene, která je schopná odolat deflagraci.

(c) Pokud bude seznam látek pro plavidlo podle 1.16.1.2.5 zahrnovat látky, které vyžadují zajištění proti výbuchu v souladu se sloupcem (17) tabulky C kapitoly 3.2, nebo u kterých je ve sloupci (3b) tabulky C kapitoly 3.2 uvedeno T, musí být přetlakový ventil konstruován jako vysokorychlostní odvzdušňovací ventil.

(d) Má-li být mezi odvzdušňovací potrubí a nákladní tank namontováno uzavírací zařízení, musí být umístěno mezi nákladním tankem a pojistkou proti zpětnému prošlehnutí plamene a každý nákladní tank musí být vybaven přetlakovými ventily;

- (e) Systém autonomní ochrany uvedený v (c) se volí podle skupin/podskupin výbušnosti látek uvedených v seznamu látek na plavidle (viz sloupec (16) tabulky C kapitoly 3.2). Výpustě přetlakových ventilů musí být umístěny nejméně 2,00 m nad palubou a ve vzdálenosti nejméně 6,00 m od otvorů obytných prostor, kormidelny a provozních prostorů mimo oblast nákladu. Tato výška může být snížena na 1,00 m, pokud není k dispozici žádné zařízení a v okruhu 1,00 m kolem výstupu přetlakového ventilu neprobíhá žádná práce. Tato oblast musí být označena jako nebezpečná zóna;

Je-li požadováno, aby vysokotlaký odvodušňovací ventil, podtlakový ventil, pojistka proti zpětnému prošlehnutí plamene a větrací potrubí bylo možné ohřívat, musí být příslušná zařízení vhodná pro danou teplotu.

#### 9.3.2.22.5 *Odvětrávací potrubí*

- (a) Pokud jsou ke společnému odvětrávacímu potrubí připojeny dva nebo více nákladní tanky, je dostačující, že je na společném odvětrávacím potrubí nainstalováno zařízení podle 9.3.2.22.4 (pojistné ventily pro prevenci nepřijatelného přetlaku a podtlaku, vysokorychlostní větrací ventil, podtlakový ventil chráněné proti deflagraci, bezpečnostní přetlakové zařízení pro nákladní nádrže chráněné proti deflagraci) (viz 7.2.4.16.7);
- (b) Jestliže je každý nákladní tank napojen na vlastní odvětrávací potrubí, každý nákladní tank nebo související odvětrávací potrubí musí být vybaven podle 9.3.2.22.4.

### 9.3.2.23 *Tlaková zkouška*

- 9.3.2.23.1 Nákladní tanky, zbytkové tanky, kofrdamy, nakládací a vykládací potrubí musí být prvotně přezkoušeny před uvedením do provozu a pak následně přezkušovány pravidelně v rámci předepsaných termínů.

Pokud v nákladních tancích existuje ohřevný systém, musí být prvotně před uvedením do provozu přezkoušeny hadice topení a pak následně přezkušovány pravidelně v rámci předepsaných termínů.

- 9.3.2.23.2 Zkušební tlak nákladních tanků a zbytkových tanků musí obsahovat minimálně 1,3násobek provozního tlaku. Zkušební tlak pro kofrdamy musí činit 10 kPa (0,10 barů) přetlaku.

- 9.3.2.23.3 Zkušební tlak nakládacích a vykládacích potrubí musí být minimálně 1000 kPa (10 barů) přetlaku.

- 9.3.2.23.4 Maximální termín pro opakované zkoušky činí jedenáct let.

- 9.3.2.23.5 Metoda tlakové zkoušky musí odpovídat předpisům, které byly vydány příslušným orgánem nebo uznávanou klasifikační společností.

### 9.3.2.24 *Regulace tlaku a teploty látek*

- 9.3.2.24.1 Když celý systém udržení látek není vypočítán pro to, aby vydržel plný efektivní tlak páry nákladu v horních limitech výpočetních teplot okolního prostředí, tak tlak v tancích musí být udržován na úrovni níže maximálně přípustného tlaku činnosti pojistných ventilů za pomoci jednoho nebo více následujících prostředků:

- (a) systém pro regulaci tlaku v nákladních tancích využívající mechanické chlazení;
- (b) systém zajišťující bezpečnost v případě ohřevu nebo zvýšení tlaku nákladu. Izolace nebo výpočetní tlak nákladního tanku, nebo součin těchto dvou hodnot musí být takový, aby zůstávala dostatečná rezerva pevnosti s ohledem na dobu použití a předpokládaných teplot; v každém případě tento systém musí být považován za přijatelný uznanou klasifikační společností a musí zajišťovat bezpečnost v průběhu doby, delší nejméně trojnásobné lhůty doby provozu;
- (c) jiné systémy, které se považují za použitelné uznanou klasifikační společností.

- 9.3.2.24.2 Systémy předepsané bodem 9.3.2.24.1 musí být vyráběny, instalovány a kontrolovány tak, aby toto uznala klasifikační společnost. Materiály, použité při jejich konstrukci, musí být kompatibilní s přepravovaným nákladem. V normálních podmínkách provozu horní hodnoty vypočtených teplot okolního prostředí musí být:

vzduch: + 30 °C;

voda: + 20 °C.

- 9.3.2.24.3 Systém ochrany nákladu musí být schopen snášet plný tlak par nákladu v horních vypočtených mezních teplot okolního prostředí, nezávisle na systému vybraného odpařovacího se plynu. Tento předpis je uveden formou poznámky 37 v sloupci (20) tabulky C kapitoly 3.2

**9.3.2.25 Čerpadla a rozvody**

9.3.2.25.1 Čerpadla a příslušná nakládací a vykládací potrubí musí být umístěna v oblasti nákladu. Nakládací čerpadla musí být možné vypínat z oblasti nákladu a dále z místa mimo tuto oblast. Nakládací čerpadla na palubě musí být umístěna minimálně 6,00 m od přístupů nebo otvorů obytných a provozních prostor, které jsou umístěny mimo oblast nákladu.

- 9.3.2.25.2
- (a) Nakládací a vykládací potrubí musí být nezávislé na jakýchkoliv jiných potrubích na plavidle. Pod palubou, s výjimkou vnitřku nákladních tanků a prostoru s čerpadly, nesmí být žádné nakládací a vykládací potrubí, určené pro náklad.
  - (b) Nakládací a vykládací potrubí musí být uspořádáno tak, aby při nakládce nebo vykládce v nich obsažená kapalina byla bezpečně odstraněna a mohla vtéci zpět buď do nákladních tanků nebo tanků na břehu.
  - (c) Nakládací a vykládací potrubí se od ostatních musí odlišovat, například barevným označením.
  - (d) Nakládací a vykládací potrubí na palubě, s výjimkou břehových přípojek, se musí nacházet minimálně v odstupu jedné čtvrtiny lodní šířky k obšívce.
  - (e) Břehové přípočky musí být od přístupů a otvorů obytných a také provozních prostor, ležících mimo oblast nákladu, vzdáleny minimálně 6,00 m.
  - (f) Všechny břehové přípočky sběrného plynového potrubí a nakládacího a vykládacího potrubí, kterými se nakládá a vykládá, musí být opatřeny uzavírací armaturou. Všechny břehové přípočky musí, pokud nejsou v provozu, být zaslepeny přírubou.
  - (g) (Vypuštěno)
  - (h) Příruby a ucpávky musí být vybaveny ochranným zařízením proti střikající vodě.
  - (i) Nakládací-vykládací potrubí a rovněž přípočky sběrného plynového potrubí nesmí mít ohebná spojení s pohyblivými přípočkami.

9.3.2.25.3 (Vypuštěno)

- 9.3.2.25.4
- (a) Každá součást potrubí pro nakládku a vykládku musí být elektricky spojena s trupem plavidla.
  - (b) Nakládací potrubí musí být přivedeno až k podlaze nákladních tanků.

9.3.2.25.5 Musí být patrné, zda uzavírací armatury nebo jiná uzavírací zařízení nakládacích a vykládacích potrubí jsou zavřené nebo otevřené.

9.3.2.25.6 Nakládací a vykládací potrubí musí mít při zkušebním tlaku potřebnou pružnost, těsnost a odolnost vůči tlaku.

9.3.2.25.7 Nakládací-vykládací potrubí musí být vybaveno přístroji pro měření tlaku, umístěnými na výpusti čerpadel. Úroveň maximálně přípustného přetlaku nebo vakua musí být označen na každém zařízení. Údaje přístrojů musí být viditelné při jakýchkoliv povětrnostních podmínkách.

- 9.3.2.25.8
- (a) Pokud má být nakládacím a vykládacím systémem vedena voda k mytí tanků nebo balastní voda do nákladních tanků, musí se přípočky potřebné pro sání nacházet v prostoru nákladu, avšak mimo nákladní tanky.

Čerpadla, která slouží systémům k mytí tanků, musí s příslušnými přípočkami být umístěna mimo oblast nákladu, pokud je tlaková část tohoto systému konstruována takovým způsobem, že tímto potrubím nelze sát.

Pomocí pružinového zpětného ventilu se musí zajistit, aby se plyny nedostaly mycím systémem do prostoru mimo oblast nákladu.

- (b) Potrubí, které je určeno pro sání vody, musí být na místech spojení s nakládacím potrubím opatřeno zpětným ventilem.

9.3.2.25.9 Přípustné míry nakládky a vykládky musí být propočteny.

Tyto výpočty se vztahují na maximálně přípustné míry nakládky a vykládky na každý nákladní tank nebo skupiny nákladních tanků, dle dimenzování větracího systému. U těchto propočtů má být zohledněno, že při neočekávaném uzavření plynového zpětného potrubí u zařízení na břehu, bezpečnostní zařízení v nákladních tankách zamezí tomu, že tlak v nákladních tankách překročí následně uvedené hodnoty:

přetlak: 1,15 násobek otevíracího tlaku přetlakového ventilu/vysokorychlostního ventilu;  
podtlak: ne více než je konstrukční tlak, avšak nejvýše podtlak 5 kPa (0,05 barů).



Zvláště je třeba zohlednit následující faktory:

1. Rozměry větracího systému nákladních tanků;
2. Tvorba plynů během nakládky: tato je zohledněna vynásobením nejvyšší míry nakládky faktorem minimálně 1,25;
3. Hustota směsi par z nákladu, založení na směsi 50 obj. % páry a 50 obj. % vzduchu;
4. Ztráta tlaku ve větracím potrubí a ventily a fitinky. Zde se musí počítat se znečištěním ve výši 30 % pojistek proti průniku plamenů;
5. Nastavení přetlaku a podtlaku u bezpečnostních ventilů.

Pokyny týkající se maximálních přípustných nakládacích a vykládacích toků pro každý nákladní tank nebo každou skupinu nákladních tanků, musí být na palubě.

9.3.2.25.10 Stlačený vzduch produkovaný mimo oblast nákladu může být používán v oblasti nákladu, pokud je nainstalován pružinový zpětný uzávěr, aby se zajistilo, že žádné plyny nemohou uniknout z oblasti nákladu prostřednictvím systému stlačeného vzduchu do obytných prostor, kormidelny nebo provozních prostorů mimo oblast nákladu.

9.3.2.25.11 Pokud plavidlo přepravuje více nebezpečných látek, které mohou vzájemně nebezpečně reagovat, musí pro každou látku existovat zvláštní čerpadlo s příslušným nakládacím a vykládacím potrubím. Potrubí nesmí být vedeno nákladním tankem, který obsahuje nebezpečné látky, se kterými by látka mohla reagovat.

### 9.3.2.26 *Tanky na zbytky nákladu a nádoby na zbytky produktů*

9.3.2.26.1 Jsou-li plavidla vybavena tanky na zbytky produktů nebo nádobami na zbytky produktů, musí být umístěny v oblasti nákladu a musí splňovat ustanovení 9.3.2.26.2 a 9.3.2.26.3. Nádoby na zbytky produktů musí být umístěny pouze v oblasti nákladu na palubě a ne méně než jednu čtvrtinu šířky plavidla od oběvků.

9.3.2.26.2 Tanky na zbytky produktů musí mít následující vybavení:

- Indikátor úrovně hladiny;
- přípojky s uzavíracími armaturami pro potrubí a komplet hadic;
- Přetlakový/podtlakový ventil;

Přetlakový ventil musí být dimenzován tak, aby se během přepravy při normálním provozu neotevřel. Tato podmínka je splněna, když otevírací tlak ventilu splňuje podmínky požadované ve sloupci (10) tabulky C kapitoly 3.2 pro přepravované látky.

V případě, že seznam látek na plavidle podle 1.16.1.2.5 bude obsahovat látky, které vyžadují zajištění proti explozi v souladu se sloupcem (17) tabulky C kapitoly 3.2, pak podtlakový ventil musí být navržen tak, aby byl schopen odolat deflagraci. Deflagrační bezpečnost může být zajištěna také zachycovačem plamene.

V případě, že seznam látek na plavidle podle 1.16.1.2.5 bude obsahovat látky, které vyžadují zajištění proti explozi v souladu se sloupcem (17) tabulky C kapitoly 3.2, nebo pro které je uvedeno T ve sloupci (3b) tabulky C kapitoly 3.2, potom pojistný ventil musí být navržen jako vysokorychlostní větrací ventil.

Přetlakový ventil musí být dimenzován tak, aby se během přepravy při normálním provozu neotevřel. Tato podmínka je splněna, když otevírací tlak ventilu splňuje podmínky vyžadované ve sloupci (10) tabulky C kapitoly 3.2 pro přepravovanou látku.

Vysokorychlostní větrací ventil a podtlakový ventil s deflagrační bezpečností musí být vybrán podle skupin/podskupin výbuchu látek uvedených v seznamu látek na plavidle (viz sloupec (16) tabulky C kapitoly 3.2).

Maximální přípustná kapacita je 30 m<sup>3</sup>.

9.3.2.26.3 Nádoby na zbytky musí mít následující vybavení:

- Možnost indikace stupně naplnění;
- Přípojky s uzavíracími armaturami pro potrubí a komplet hadic;

Spojení umožňující bezpečný odvod plynů uvolňovaných během plnění.

9.3.2.26.4 (Vypuštěno)

**9.3.2.27 Chladicí systém**

9.3.2.27.1 Chladicí systém podle 9.3.2.24.1 (a), musí být z jednoho nebo několika bloků, schopných udržovat tlak a teplotu nákladu na předepsané úrovni při horních hodnotách vypočtené teploty okolního prostředí. Nebude-li zvažován jakýkoliv jiný prostředek pro regulování tlaku a teploty nákladu, který se považuje za dostatečný uznanou klasifikační společností, musí být zvažováno s jedním nebo několika záložními bloky s kapacitou, která je nejméně rovná kapacitě největšího předepsaného bloku. Záložní blok musí obsahovat kompresor, jeho hnací jednotku, jeho řídicí zařízení a všechny pomocné mechanismy nutné pro to, aby mu bylo umožněno pracovat nezávisle na blocích, používaných při normálních podmínkách. Musí být zajištěn náhradní výměník tepla pro případ, kdy nadbytečná kapacita normálního výměníku tepla tohoto systému nepředstavuje nejméně 25 % nejvyšší předepsané kapacity. Není nutné uvažovat se zvláštním potrubím.

Nákladní tanky, potrubí a příslušenství musí být izolovány tak, aby v případě výpadku všech systémů si všechny náklad zachovával nejméně v průběhu 52 hodin teplotu nezpůsobující otevření pojistného ventilu.

9.3.2.27.2 Pojistná zařízení a spojovací potrubí chladicího systému musí být připojeny k nákladním tankům nad kapalnou fází nákladu, když jsou tanky naplněny do svého maximálního stupně plnění. Musí se nacházet v oblasti plynné fáze, i když náklon plavidla dosahuje 12°.

9.3.2.27.3 Když se různé náklady potřebující chlazení, jejichž chemická reakce může být nebezpečnou, přepravují společně, tak je nutno chladicímu systému věnovat zvláštní pozornost s cílem zamezit smíchání nákladu. V případě přepravy těchto nákladů musí být zabezpečeny oddělené chladicí systémy, z nichž každý musí obsahovat plný rezervní blok podle 9.3.2.27.1. Přitom, když se chlazení zajišťuje ne přímým, ale společným systémem a když průtok v tepelných výměnících v žádných předvídatelných situacích nemůže způsobit smíchání nákladu, tak není nutno zvažovat s rozdělenými chladicími bloky pro různé náklady.

9.3.2.27.4 Když se různé náklady potřebující chlazení nemohou jeden v druhém vzájemně rozpouštět, za podmínky přepravy tím způsobem, že tlak jejich par se sčítá při smíchání, je nutno systémům chlazení věnovat zvláštní pozornost, aby nedošlo k možnému smíchání nákladů.

9.3.2.27.5 V těch případech, kdy chladicí systémy vyžadují pro chlazení vodu, tak musí být podávána v dostatečném množství pomocí čerpadla nebo čerpadel, využívaných výhradně pro tyto účely. Toto čerpadlo nebo tato čerpadla musí mít nejméně dvě potrubí pro nasávání vody, připojené ke dvěma vodním přívodům, jedno na levém boku a jedno na pravém boku. Musí být k dispozici rezervní čerpadlo o dostatečné kapacitě; toto čerpadlo se může rovněž využívat i pro jiné účely s podmínkou, že jeho použití s cílem dodávky vody pro chlazení nepřekáží jiné základní práci.

9.3.2.27.6 Chladicí systém může mít jednu z následujících forem:

- (a) Přímý systém: páry nákladu se stlačují, kondenzují a vrací se do nákladního tanku. V případě některých nákladů, uvedených v tabulce C kapitoly 3.2, nesmí se tento systém používat. Tento požadavek je uveden formou poznámky 35 ve sloupci (20) tabulky C kapitoly 3.2.
- (b) Nepřímý systém: náklad nebo páry nákladu se ochlazují nebo kondenzují za pomoci chladicího média, ale nestlačují se.
- (c) Smíšený systém: páry nákladu se stlačují a kondenzují v tepelných výměnících náklad/ chladicí médium a vrací se do nákladních tanků. V případě některých nákladů, uvedených v tabulce C kapitoly 3.2, se nesmí tento systém používat. Tento požadavek je uveden formou poznámky 36 ve sloupci (20) tabulky C kapitoly 3.2.

9.3.2.27.7 Všechna primární a sekundární chladicí média musí být kompatibilní jeden s druhým a s nákladem, se kterým mohou přijít do styku. Tepelná výměna může probíhat buď v určité vzdálenosti od nákladního tanku nebo za využití chladicího šneku, umístěného uvnitř nebo vně nákladního tanku.

9.3.2.27.8 V těch případech, kdy chladicí systém je umístěn v odděleném služebním prostoru, tak tento služební prostor musí odpovídat požadavkům bodu 9.3.2.17.6.

9.3.2.27.9 Pro všechny nákladní systémy součinitel prostupu tepla, používaný pro určení udržovací doby (7.2.4.16.16 a 7.2.4.16.17) se určuje výpočtem. Po ukončení stavby plavidla se správnost ukončení výpočtů prověřuje cestou zkoušky pro určení tepelné rovnováhy. Výpočet a zkoušky se provádějí pod dohledem uznané klasifikační společnosti, která dané plavidlo klasifikovala.

Součinitel prostupu tepla musí být uveden v dokumentu uschovaném na palubě. Součinitel prostupu tepla se prověřuje při každé obnově schvalovacího osvědčení.

9.3.2.27.10 Osvědčení vydávané uznanou klasifikační společností potvrzující dodržení předpisů bodů 9.3.2.24.1 až 9.3.2.24.3, 9.3.2.27.1 a 9.3.2.27.4 uvedených výše, musí se předkládat spolu se žádostí o vydání nebo obnovu schvalovacího osvědčení.

**9.3.2.28      *Postřikové zařízení***

Pokud je v 3.2 tabulka C sloupec (9) požadován postřik, musí být plavidlo v oblasti nákladu na palubě opatřeno postřikovým zařízením, kterým mohou být plyny z nákladu sráženy nebo může být chlazena paluba nákladních tanků, aby se bezpečně zamezila reakce přetlakových ventilů/vysokorychlostních větracích ventilů při 50 kPa (0,5 bar).

Zařízení ke srážení plynů musí být vybaveno přípojkou pro možné zásobení ze břehu.

Trysky musí být zapojeny tak, aby se zajistilo plné smočení paluby nákladních tanků, resp. aby bezpečně byly sráženy uvolněné plyny.

Zařízení musí být možné spustit z kormidelny a z paluby. Kapacita postřikového zařízení musí být dimenzována přinejmenším tak, aby při současném používání všech trysek bylo dosaženo 50 litrů za hodinu na 1 m<sup>2</sup> pokryté nákladní plochy v oblasti nákladu.

**9.3.2.29      *(Vyhrazeno)*****9.3.2.30      *(Vyhrazeno)*****9.3.2.31      *Motory***

9.3.2.31.1 Jsou povoleny pouze spalovací motory s palivem s bodem vzplanutí nad 55 °C. Toto ustanovení neplatí pro motory s vnitřním spalováním, které jsou součástí pohonných a pomocných systémů. Tyto systémy musí splňovat požadavky Kapitoly 30 a Přílohy 8, oddílu 1 Evropské normy, která stanoví technické požadavky pro plavidla vnitrozemské plavby (ES-TRIN) ve znění pozdějších předpisů<sup>2</sup>.

9.3.2.31.2 Větrací otvory strojoven a sací otvory motorů, jestliže tyto nenasávají vzduch přímo ze strojovny, musí být vzdáleny minimálně 2,00 m od chráněné oblasti.

9.3.2.31.3 (Vypuštěno)

9.3.2.31.4 (Vypuštěno)

9.3.2.31.5 Větrání uzavřených strojoven je třeba uspořádat tak, aby při venkovní teplotě 20 °C střední teplota strojovny nepřesáhla hodnotu 40 °C.

**9.3.2.32      *Palivové tanky***

9.3.2.32.1 Pokud je plavidlo vybaveno úložným prostorem, smí dvojité dno v této oblasti být zřízeno jako palivový tank, jestliže jeho výška činí minimálně 0,6 m.

Rozvody paliva a otvory těchto tanků v úložných prostorech jsou zakázány.

9.3.2.32.2 Odvětrávací potrubí všech palivových tanků musí být vyvedeny minimálně 0,50 m nad volnou palubou. Tyto otvory a vývody přepadových trubek, které vedou nad palubou, musí být vybaveny ochranným zařízením, které se skládá z mřížky proti prošlenutí nebo děrované destičky.

**9.3.2.33      *(Vyhrazeno)*****9.3.2.34      *Výfuková potrubí***

9.3.2.34.1 Výfukové plyny musí být odváděny výfukovým potrubím vzhůru nebo skrze bok trupu do volného prostoru. Výstupní otvor musí být vzdálen minimálně 2,00 m od otvorů nákladních prostor. Výfuková potrubí z motorů musí být vedena tak, aby se plyny co nejrychleji vzdálily od plavidla. Výfuková potrubí nesmí být umístěna uvnitř oblasti nákladu.

9.3.2.34.2 Výfukové potrubí musí být opatřeno ochranou proti úniku jisker, např. lapačem jisker.

<sup>2</sup> Jak je přístupná na webových stránkách Comité Européen pour l'Élaboration de Standards dans le Domaine de Navigation Intérieure – CESNI, <https://www.cesni.eu/en/documents/es-trin/>

**9.3.2.35      *Zařízení pro drenážování a čerpání balastní vody***

9.3.2.35.1      Drenážní čerpadla a čerpadla na balastní vodu pro prostory uvnitř oblasti nákladu musí být instalována v oblasti nákladu.

To neplatí pro:

- dvojité boky a dvojité dna, pokud nemají žádnou společnou stěnu s nákladními tanky;
- kofrdamy, nákladové prostory a prostory dvojitého dna, jestliže je balastování prováděno vodním potrubím hasicího zařízení v oblasti nákladu a drenážování je prováděno pomocí ejektorů instalovaných v oblasti nákladu.

9.3.2.35.2      Při použití dvojitého dna jako palivového tanku nesmí být tento napojen na drenážní systém.

9.3.2.35.3      Pažnice a její vnější přípojka pro sání balastní vody se musí nacházet uvnitř prostoru nákladu, pokud balastní čerpadlo se nachází v oblasti nákladu, avšak mimo nákladní tanky.

9.3.2.35.4      Prostor s čerpadly musí být možné v případě nouze drenážovat zařízením v oblasti nákladu, které je na všech ostatních zařízeních nezávislé. Toto drenážní zařízení má být umístěno mimo prostor pro čerpadla.

**9.3.2.36      -****9.3.2.39      *(Vyhrazeno)*****9.3.2.40      *Hasicí zařízení***

9.3.2.40.1      Plavidlo musí být opatřeno hasicím zařízením. Zařízení musí odpovídat následujícím požadavkům:

- Musí být napájeno dvěma na sobě nezávislými požárními nebo balastními čerpadly; jedno z nich musí být vždy připraveno k provozu. Tato čerpadla a rovněž jejich napájení a elektrozařízení se nesmí instalovat ve stejném prostoru;
- Musí být zásobeno rozvodem vody, který má minimálně tři otvory pro odběr vody v chráněné oblasti nad palubou. K tomu musí existovat tři odpovídající, dostatečně dlouhé hadice s tryskovými/ rozstřikovacími proudnicemi s minimálním průměrem trysky 12 mm. Alternativně jeden nebo více kompletů hadic může být nahrazen směrovými tryskovými/rozstřikovacími proudnicemi o průměru nejméně 12 mm. Alespoň dvě hadice, které nevycházejí ze stejného zapalovacího hrdla, musí současně dosáhnout na každé místo na palubě v chráněné oblasti. Pomocí pružinového zpětného ventilu musí být zajištěno, aby se hasicím zařízením nedostaly plyny do obytných prostor, kormidelny nebo provozních prostor mimo oblast nákladu ;
- Kapacita zařízení musí být stanovena minimálně takovým způsobem, aby při současném použití dvou rozstřikovacích proudnic z každého místa na palubě plavidla byl dosažen dostřik, který odpovídá minimálně šířce plavidla;
- Systém dodávky vody musí být schopen uvedení do provozu z kormidelny a z paluby;
- Musí být provedena opatření proti zamrznutí hasicích prostředků a hydrantů.

9.3.2.40.2      Vedle toho musí být strojovny, prostor s čerpadly a všechny prostory obsahující zvláštní vybavení (ovládací panely, kompresory atd.) pro chladicí zařízení, pokud je, vybaveny trvale zabudovaným hasicím systémem splňujícím následující požadavky:

**9.3.2.40.2.1      *Hasiva***

K ochraně prostorů ve strojovnách, kotelnách a prostorech s čerpadly jsou dovoleny jen trvale zabudované hasicí systémy používající následující hasiva:

- (a)      CO<sub>2</sub> (oxid uhličitý);
- (b)      HFC 227 ea (heptafluorpropan);
- (c)      IG-541 (52 % dusíku, 40 % argonu, 8 % oxidu uhličitého);
- (d)      FK-5-1-12 (dodekafluor-2-3-metylpentanon).
- (e)      (Vyhrazeno);
- (f)      K<sub>2</sub>CO<sub>3</sub> (uhličitán draselný).

Jiná hasiva jsou dovolena jen na základě doporučení Administrativního výboru.

**9.3.2.40.2.2      *Větrání, odsávání vzduchu***

- (a)      Spalovací vzduch potřebný pro spalovací motory zajišťující pohon by se neměl dostat z prostorů chráněných trvale zabudovanými hasicími systémy. Tento požadavek není povinný, pokud má plavidlo dvě nezávislé hlavní strojovny, plynotěsně oddělené, nebo pokud má kromě

hlavní strojovny oddělenou strojovnu, v níž je instalován příďový propeler, který může sám zajistit pohon v případě požáru v hlavní strojovně.

- (b) Všechny větrací systémy s nuceným větráním v prostoru, který se má chránit, se musí automaticky vypnout, jakmile se spustí hasicí systém.
- (c) Všechny otvory v prostoru, který se má chránit, umožňující vnikání vzduchu nebo unikání plynu musí být vybaveny prostředky, které je dovolí rychle uzavřít. Musí být jasné, zda jsou otevřené, nebo uzavřené.
- (d) Vzduch unikající z ventilů pro vyrovnávání tlaku tanků s tlakovým vzduchem, instalovaných ve strojovnách, musí být odsát do ovzduší.
- (e) Přetlak nebo podtlak způsobený rozptýlením hasiva nesmí zničit podstatné části prostoru, který se má chránit. Musí být možno zajistit bezpečné vyrovnání tlaku.
- (f) Chráněné prostory musí být opatřeny prostředky pro odsávání hasiva a spalin. Tyto prostředky musí být ovladatelné z míst mimo chráněný prostor a takových, která nemohou být znepřístupněna požárem v těchto prostorech. Jsou-li instalována odsávací zařízení, nesmí být možno je spustit během hašení.

#### 9.3.2.40.2.3 *Požární poplachový systém*

Prostor, který se má chránit, musí být monitorován vhodným požárním poplachovým systémem. Poplachový signál musí být slyšitelný v kormidelně, obytných prostorech a v prostoru, který se má chránit.

#### 9.3.2.40.2.4 *Potrubní systém*

- (a) Hasivo musí být vedeno do prostoru, který se má chránit, a v něm rozváděno pomocí trvalého potrubního systému. Potrubí instalované v prostoru, který se má chránit, a armatury, které jsou jeho součástí, musí být vyrobeny z oceli. Toto neplatí pro spojovací nástavce tanků a kompenzátory, za podmínky, že použité materiály mají rovnocenné ohnivzdorné vlastnosti. Potrubí musí být zvnitřku i zvnějšku chráněno proti korozi.
- (b) Výpustné hubice musí být upraveny tak, aby zajistily rovnoměrné rozptýlení hasiva. Zejména hasivo musí být rovněž účinné pod podlahou.

#### 9.3.2.40.2.5 *Spouštěcí zařízení*

- (a) Hasicí systémy uváděné do činnosti automaticky nejsou dovoleny.
- (b) Musí být možno uvést hasicí systém do činnosti z vhodného místa nacházejícího se vně prostoru, který se má chránit.
- (c) Spouštěcí zařízení musí být instalována tak, aby mohla být uvedena do činnosti v případě požáru, a tak, aby riziko jejich poruchy v případě požáru nebo výbuchu v prostoru, který se má chránit, bylo zmenšeno na nejmenší možnou míru.

Systémy, které nejsou uváděny do činnosti mechanicky, musí být napájeny ze dvou navzájem nezávislých energetických zdrojů. Tyto energetické zdroje musí být umístěny vně prostoru, který se má chránit. Ovládací vedení umístěné v prostoru, který se má chránit, musí být zkonstruováno tak, aby zůstalo ve funkčním stavu v případě požáru trvajících nejméně 30 minut. Elektrické instalace se považují za vyhovující tomuto požadavku, pokud odpovídají normě IEC 60331-21:1999.

Jsou-li spouštěcí zařízení umístěna tak, že nejsou viditelná, musí být na součásti, která je zakrývá, umístěn symbol „hasicího systému“ o stranách nejméně 10 cm s následujícím nápisem provedeným červenými písmeny na bílém podkladu:

#### **Hasicí systém**

- (d) Je-li hasicí systém určen k ochraně více prostorů, musí zahrnovat oddělené a jasné označené spouštěcí zařízení pro každý prostor.
- (e) U každého spouštěcího zařízení musí být umístěny pokyny, které musí být jasné viditelné a nesmazatelné. Pokyny musí být v jazyce, který velitel plavidla umí číst a rozumí mu a, pokud tímto jazykem není angličtina, francouzština nebo němčina, musí být v angličtině, francouzštině nebo němčině. Musí obsahovat tyto informace:
  - (i) uvedení hasicího systému do činnosti;
  - (ii) nutnost přesvědčit se, že všechny osoby opustily prostor, který se má chránit;
  - (iii) činnost posádky při zapnutí systému a při vchodu do chráněného prostoru po zapnutí systému, nebo zaplnění hasivem, zejména s ohledem na možnost přítomnosti nebezpečných látek;
  - (iv) správné chování se posádky v případě, že hasicí systém správně nefunguje.

- (f) V pokynech musí být uvedeno, že se před uvedením hasicího systému do činnosti musí vypnout spalovací motory umístěné v prostoru nebo nasávající vzduch z prostoru, který se má chránit.

9.3.2.40.2.6 *Poplachové zařízení*

- (a) Trvale zabudované hasicí systémy musí být vybaveny slyšitelným a viditelným poplachovým zařízením.
- (b) Poplachové zařízení se musí spustit automaticky, jakmile se hasicí systém uvede poprvé do činnosti. Poplachové zařízení musí fungovat po vhodnou dobu předtím, než dojde k vypuštění hasiva; nesmí být možné je vypnout.
- (c) Poplachové signály musí být jasně viditelné v prostorech, které se mají chránit, a na přístupových místech k nim a musí být zřetelně slyšitelné za provozních podmínek odpovídajících nejvyšší možné hladině hluku. Musí být možno je zřetelně rozlišit od všech ostatních zvuků a vizuálních signálů v prostoru, který se má chránit.
- (d) Zvukové poplachy musí být zřetelně slyšitelné také v přilehlých prostorech se zavřenými spojovacími dveřmi a za provozních podmínek odpovídajících nejvyšší možné hladině hluku.
- (e) Pokud není poplachové zařízení samo o sobě chráněno proti zkratům, přerušeným vodičům a poklesům napětí, musí být možno monitorovat jeho činnost.
- (f) U vstupu do každého prostoru, kam může dosáhnout hasivo, musí být umístěna tabulka s následujícím nápisem provedeným červenými písmeny na bílém podkladu:

**POZOR, HASICÍ SYSTÉM!  
OPUSŤTE TENTO PROSTOR IHNEDE PO ..... (popis) SIGNÁLU!**

9.3.2.40.2.7 *Tlakové tanky, armatury a potrubí*

- (a) Tlakové tanky, armatury a potrubí musí odpovídat požadavkům příslušného orgánu nebo, pokud nejsou takové požadavky, požadavkům uznané klasifikační společnosti.
- (b) Tlakové tanky musí být instalovány podle pokynů výrobce.
- (c) Tlakové tanky, armatury a potrubí nesmějí být instalovány v obytných prostorech.
- (d) Teplota skříní a úložných prostorů pro tlakové tanky nesmí překročit 50 °C.
- (e) Skříně a úložné prostory na palubě musí být bezpečně uloženy a musí mít odvětrávací otvory umístěny tak, aby v případě, že tlakový tank není plynotěsný, nemohl unikající plyn vniknout do plavidla. Přímé spojení s jinými prostory není dovoleno.

9.3.2.40.2.8 *Množství hasiva*

Je-li množství hasiva určeno pro více než jeden prostor, nemusí být disponibilní množství hasiva větší, než je množství vyžadované pro největší z takto chráněných prostorů.

9.3.2.40.2.9 *Instalace, údržba, kontrola a dokumentace*

- (a) Montáž nebo modifikace systému smí být prováděna pouze společností specializovanou na hasicí systémy. Je nutno se řídit pokyny (technický list výrobku, bezpečnostní list) poskytnutými výrobcem hasiva nebo systému.
- (b) Systém musí být podroben inspekci provedené znalcem:
- (i) před uvedením do provozu;
  - (ii) pokaždé, kdy se uvádí zpět do provozu po své aktivaci;
  - (iii) po každé modifikaci nebo opravě;
  - (iv) pravidelně, nejméně každé dva roky.
- (c) Během inspekce musí znalec zkontrolovat, zda systém odpovídá požadavkům v 9.3.2.40.2.
- (d) Inspekce musí zahrnovat alespoň:
- (i) vnější kontrolu celého systému;
  - (ii) kontrolu těsnosti potrubí;
  - (iii) kontrolu dobré funkce ovládacích a aktivizačních systémů;
  - (iv) kontrolu tlaku a obsahu tanků;
  - (v) kontrolu těsnosti uzavíracích zařízení prostoru, který se má chránit;
  - (vi) kontrolu požárního poplachového systému;
  - (vii) kontrolu poplachového zařízení.
- (e) Osoba provádějící inspekci musí vystavit, podepsat a opatřit datem osvědčení o inspekci.

- (f) V osvědčení o inspekci musí být uveden počet trvale zabudovaných hasicích systémů.

9.3.2.40.2.10 *Hasicí systém s CO<sub>2</sub>*

Kromě požadavků obsažených v 9.3.2.40.2.1 až 9.3.2.40.2.9 musí hasicí systémy používající jako hasivo CO<sub>2</sub> odpovídat následujícím ustanovením:

- (a) Tanky s CO<sub>2</sub> musí být uloženy v plynotěsném prostoru nebo skříni, které jsou odděleny od jiných prostorů. Dveře takových úložných prostorů a skříní se musí otevírat směrem ven; musí být možno je uzamknout a musí být na vnější straně opatřeny symbolem „Pozor, nebezpečí“, nejméně 5 cm vysokým a „CO<sub>2</sub>“ v téže barvě a téže velikosti;
- (b) Úložné skříně nebo prostory pro tanky s CO<sub>2</sub> umístěné pod palubou musí být přístupné pouze zvenku. Tyto prostory musí mít uměle vytvořený větrací systém s odsávacími kryty a musí být zcela nezávislé na ostatních větracích systémech nacházejících se na plavidle;
- (c) Stupeň plnění tanků s CO<sub>2</sub> nesmí překročit 0,75 kg/l. Pro objem stlačeného CO<sub>2</sub> se bere hodnota 0,56 m<sup>3</sup>/kg;
- (d) Koncentrace CO<sub>2</sub> v prostoru, který se má chránit, nesmí být menší než 40 % celkového objemu prostoru. Toto množství musí být vypuštěno do 120 sekund. Musí být možno kontrolovat, zda probíhá správně rozstřikování;
- (e) Otevírání ventilů tanku a ovládání rozstřikovacího ventilu musí odpovídat dvěma různým operacím;
- (f) Vhodná doba zmíněná v 9.3.2.40.2.6 (b) nesmí být menší než 20 sekund. Spolehlivé zařízení musí zajistit načasování rozstřikování CO<sub>2</sub>.

9.3.2.40.2.11 *Hasicí systém s HFC-227 ea (heptafluoropropanem)*

Kromě požadavků obsažených v 9.3.2.40.2.1 až 9.3.2.40.2.9 musí hasicí systémy používající jako hasivo HFC-227 ea odpovídat následujícím ustanovením:

- (a) Tam, kde je více prostorů s rozdílnými celkovými objemy, musí být každý prostor vybaven svým vlastním hasicím systémem;
- (b) Každý tank obsahující HFC-227 ea, umístěný v prostoru, který se má chránit, musí být vybaven zařízením k zamezení nadměrnému tlaku. Toto zařízení musí zajistit bezpečně rozptýlení obsahu tanku v prostoru, který se má chránit, jestliže je tank zachvácen požárem, když hasicí systém ještě nebyl uveden do provozu;
- (c) Každý tank musí být vybaven zařízením dovolujícím kontrolovat tlak plynu;
- (d) Stupeň plnění tanků nesmí překročit 1,15 kg/l. Pro měrný objem stlačeného HFC-227 ea se bere hodnota 0,1374 m<sup>3</sup>/kg;
- (e) Koncentrace HFC-227 ea v prostoru, který se má chránit, nesmí být menší než 8 % celkového objemu prostoru. Toto množství musí být vypuštěno do 10 sekund;
- (f) Tanky s HFC-227 ea musí být vybaveny zařízením kontroly tlaku, které spustí slyšitelný a viditelný poplach v kormidelně v případě mimořádné ztráty hnacího plynu. Pokud plavidlo nemá kormidelnu, musí být poplach spuštěn vně prostoru, který se má chránit;
- (g) Po vypuštění nesmí koncentrace v prostoru, který se má chránit, překročit 10,5 % (objemu);
- (h) Hasicí systém nesmí zahrnovat hliníkové součásti.

9.3.2.40.2.12 *Hasicí systém s IG-541*

Kromě požadavků obsažených v 9.3.2.40.2.1 až 9.3.2.40.2.9 musí hasicí systémy používající jako hasivo IG-541 odpovídat následujícím ustanovením:

- (a) Tam, kde je více prostorů s rozdílnými celkovými objemy, musí být každý prostor vybaven svým vlastním hasicím systémem;
- (b) Každý tank obsahující IG-541, umístěný v prostoru, který se má chránit, musí být vybaven zařízením k zamezení nadměrnému tlaku. Toto zařízení musí zajistit, aby se obsah tanku bezpečně rozptýlil v prostoru, který se má chránit, je-li tank zachvácen požárem, když systém k hašení požáru nebyl ještě uveden do činnosti;
- (c) Každý tank musí být vybaven zařízením dovolujícím kontrolovat obsah;
- (d) Plnicí tlak tanků nesmí překročit 200 barů při teplotě +15 °C;
- (e) Koncentrace IG-541 v prostoru, který se má chránit, musí být nejméně 44 % a nejvýše 50 % celkového objemu prostoru. Toto množství musí být vypuštěno do 120 sekund;

9.3.2.40.2.13 *Hasicí systémy využívající FK-5-1-12*

Mimo požadavků uvedených v bodech 9.3.2.40.2.1 - 9.3.2.40.2.9 musí hasicí systémy využívající FK-5-1-12 jako hasiva odpovídat těmto předpisům:

- (a) Při existenci několika prostor, majících různý celkový objem, musí být každý prostor vybaven vlastním hasicím systémem.
- (b) Každá nádrž s FK-5-1-2 umístěná v chráněném prostoru musí být vybavena zařízením, které zabráňuje vytvoření přetlaku. Toto zařízení musí bezpečným způsobem zajišťovat rozptyl obsahu nádrže v chráněném prostoru v případě, kdy tato nádrž je pod vlivem ohně v době, kdy hasicí systém není zapnut.
- (c) Každá nádrž musí být vybavena zařízením, umožňujícím kontrolovat tlak plynu.
- (d) Úroveň zaplnění nádrže nesmí přesáhnout 1,00 kg/l. Za specifický objem FK-5-1-12 ne pod tlakem se považuje hodnota rovná 0,0719 m<sup>3</sup>/kg.
- (e) Objem FK-5-1-12 předávaný do chráněného prostoru musí dosahovat nejméně 5,5 % celkového objemu daného prostoru. Vypouštění tohoto množství se musí provést za 10 sekund.
- (f) Nádrž s FK-5-1-12 musí být vybavena zařízením pro kontrolu tlaku, dávajícím vizuálně-zvukový havarijní signál do kormidelny v případě přílišné ztráty hasiva. Když není kormidelna, tento havarijní signál musí být dáván vně chráněného prostoru.
- (g) Po rozptýlení nesmí koncentrace v chráněném prostoru přesahovat 10,0 %.

9.3.2.40.2.14 (Vyhrazeno)

9.3.2.40.2.15 *Hasicí systémy používající jako hasivo K<sub>2</sub>CO<sub>3</sub>.*

Vedle požadavků uvedených v 9.3.2.40.2.1 až 9.3.2.40.2.3, 9.3.2.40.2.5, 9.3.2.40.2.6, a 9.3.2.40.2.9, musí hasicí systémy používající jako hasivo K<sub>2</sub>CO<sub>3</sub> splňovat následující ustanovení:

- (a) Hasicí systém musí být typu schváleného v souladu se Směrnicí 2014/90/EU<sup>3</sup> nebo MSC/Circ. 1270<sup>4</sup>;
- (b) Každá místnost musí být vybavena vlastním hasicím systémem;
- (c) Hasivo musí být uskladněno ve k tomu určených nepřetlakových tancích ve chráněném prostoru. Tyto tanky musí být konstruovány tak, aby se hasivo v prostoru rozptýlilo rovnoměrně. Hasivo musí především působit také pod palubními deskami.
- (d) Každý tank je samostatně napojen na spouštěcí zařízení.
- (e) Množství hasiva, které vytváří suchý aerosol musí být v poměru k chráněnému prostoru minimálně 120 g/m<sup>3</sup> čistého objemu tohoto prostoru. Tento čistý objem se počítá podle Směrnice 2014/90/EU<sup>3</sup> nebo podle MSC/Circ. 1270<sup>4</sup>. Musí být možné dodat hasivo do 120 vteřin.

9.3.2.40.2.16 *Stacionární hasicí systém pro fyzickou ochranu*

K zajištění fyzické ochrany ve strojovnách, kotelnách a prostorech s čerpadly jsou dovoleny stacionární hasicí systémy jen na základě doporučení administrativního výboru.

9.3.2.40.3 Dva ruční hasicí přístroje, které jsou předepsány v 8.1.4, se musí nacházet v oblasti nákladu.

9.3.2.40.4 Hasicí prostředky a množství hasicích prostředků pevně nainstalovaných hasicích přístrojů musí být vhodné a dostatečné pro hašení požárů.

### 9.3.2.41 *Oheň a otevřené světlo*

9.3.2.41.1 Vyústění komínů se musí nacházet v minimální vzdálenosti 2,00 m od otvorů nákladních prostor. Musí existovat zařízení, která zabrání úniku jisker a průniku vody.

9.3.2.41.2 Topné, varné a chladicí přístroje nesmí být provozovány ani kapalnými pohonnými hmotami, zkapalněnými plyny, ani pevnými hořlavými látkami.

Pokud jsou topné přístroje nebo topné kotle umístěny do strojoven nebo do prostor, které jsou pro to zvláště vhodné, smí být provozovány kapalnými pohonnými hmotami, avšak s bodem vzplanutí vyšším než 55 °C.

Varná a chladicí zařízení jsou povolena pouze v obytných prostorech.

9.3.2.41.3 Jsou povoleny pouze elektrické lampy.

<sup>3</sup> Úřední věstník Evropské unie č. L 257 z 28.8. 2014, str.146.

<sup>4</sup> Oběžník Mezinárodní námořní organizace MSC/Circ. 1270 a opravy — Revidované pokyny pro schválení stabilních aerosolových hasicích systémů odpovídajících stabilním plynovým hasicím systémům, jak je uvedeno v úmluvě SOLAS 1974, pro strojovny — přijaté 4.6.2008.



**9.3.2.42      *Zařízení pro ohřev nákladu***

9.3.2.42.1      Ohřevné kotle, které slouží k ohřevu nákladu, musí být provozovány tekutým palivem se zápalným bodem větším než 55 °C. Musí být umístěny buď ve strojovně nebo pod palubou mimo oblast nákladu v prostoru, který je přístupný z paluby nebo ze strojovny.

9.3.2.42.2      Zařízení pro ohřev nákladu musí být uzpůsobena tak, aby se v případě netěsnosti do ohřevného kotle nemohl dostat náklad. Zařízení pro ohřev nákladu s umělým tahem musí být možné zapálit elektricky.

9.3.2.42.3      Zařízení pro větrání strojovny musí být dimenzována podle spotřeby vzduchu pro ohřevný kotel.

9.3.2.42.4      Pokud se zařízení pro ohřev nákladu musí používat během nakládky, vykládky nebo odplynování s koncentrací uvolňovanou nákladem o hodnotě 10 % dolní meze výbušnosti nebo výše, musí provozní prostor, ve kterém je toto zařízení umístěno, plně odpovídat předpisům 9.3.2.52.3. To neplatí pro sací otvory systému větrání. Tyto se musí nacházet minimálně 2,00 m od prostoru s nákladem a 6,00 m od otvorů nákladního a zbytkového tanku, nakládacích čerpadel na palubě, výstupních otvorů vysokorychlostních nebo přetlakových ventilů a břehových přípojek nakládacího a vykládacího potrubí a minimálně 2,00 m nad palubou.

Při vykládce látek s bodem vzplanutí  $\geq 60$  °C, pokud teplota produktu je minimálně 15 K pod bodem vzplanutí, nemusí být dodrženy předpisy podle 9.3.2.52.3.

**9.3.2.43      -****9.3.2.49      *(Vyhrazeno)*****9.3.2.50      *(Vypuštěno)*****9.3.2.51      *Povrchové teploty instalací a zařízení***

- (a)      Povrchová teplota elektrických a neelektrických instalací a zařízení nesmí překročit 200°C.
- (b)      Povrchové teploty vnějších částí motorů a jejich přívody vzduchu a odsávacích potrubí nesmí překročit 200°C;
- (c)      Pokud bude seznam látek pro plavidlo podle 1.16.1.2.5 zahrnovat látky, pro které jsou ve sloupci (15) tabulky C kapitoly 3.2 uvedeny teplotní třídy T4, T5 nebo T6, pak odpovídající povrchové teploty v rámci přiřazených zón nesmí překročit 135°C (T4), 100°C (T5) nebo 85°C (T6);
- (d)      (a) a (b) neplatí, jsou-li splněny tyto požadavky (viz také 7.2.3.51.4):
  - (i)      Obytné prostory, kormidelná a provozní prostory, kde mohou být povrchové teploty vyšší, než ty uvedené v (a) a (b), jsou vybaveny větracím systémem podle 9.3.2.12.4 (b); nebo
  - (ii)      Instalace a zařízení, která generují povrchové teploty vyšší, než jsou teploty uvedené v (a) nebo (b), musí být možné vypnout. Takové instalace a zařízení musí být označena červeně.

**9.3.2.52      *Druh a umístění instalace elektrických zařízení a vybavení***

9.3.2.52.1      Elektrické instalace a zařízení musí být minimálně typ „omezené riziko výbuchu“;

Toto ustanovení se neuplatňuje u:

- (a)      Instalací osvětlení v obytných prostorech a kormidelně, s výjimkou spínačů umístěných v blízkosti vchodů;
- (b)      Mobilních telefonů, pevných telefonních instalací a stacionárních a přenosných počítačů v obytných prostorech nebo kormidelně;
- (c)      Elektrické instalace a zařízení která jsou, během pobytu v bezprostřední blízkosti nebo v určené zóně u břehu:
  - (i)      Uhašena; nebo
  - (ii)      Jsou umístěna v prostorech vybavených větracím systémem podle 9.3.2.12.4;
- (d)      Radiotelefonní zařízení a stanice vnitrozemského systému AIS (systémy automatické identifikace) v obytných prostorech a kormidelně, pokud se žádná část antény pro radiotelefonní zařízení nebo stanice AIS nenachází nad nebo do 2,00 m od chráněné oblasti.

9.3.2.52.2      V kofrdamech, prostorech s dvojitým trupem, dvojitými dny a úložných prostorech jsou povoleny pouze hermeticky uzavřené ozvěnové hloubkoměry, jejichž kabely jsou vedeny silnostěnnými ocelovými trubkami s plynotěsnými spoji až k hlavní palubě.

- 9.3.2.52.3 Pevné elektrické instalace a zařízení, která nesplňují požadavky stanovené výše v 9.3.2.51 (a), 9.3.2.51 (b) a 9.3.2.52.1 a jejich spínače, musí být označeny červeně. Odpojení těchto zařízení musí být řízeno z centrálního místa na palubě.
- 9.3.2.52.4 Každá izolovaná distribuční síť musí být vybavena automatickým zařízením s optickým a akustickým signálem pro kontrolu úrovně izolace.
- 9.3.2.52.5 Jsou povoleny pouze distribuční systémy bez zpětného spojení s trupem. Toto ustanovení se neuplatňuje u:
- Aktivní katodické ochrany proti korozi;
  - Některých omezených částí instalací umístěných mimo oblast nákladu (např. připojení spouštěčů dieselových motorů);
  - Přístroje pro kontrolu úrovně izolace podle 9.3.2.52.4.
- 9.3.2.52.6 Elektrický generátor, který je trvale poháněn motorem a který nesplňuje výše uvedené požadavky bodu 9.3.2.52.1, musí být vybaven vypínačem schopným vypnout generátor. V blízkosti spínače musí být zobrazena informační tabule s návodem k obsluze.
- 9.3.2.52.7 Porucha napájecího zdroje bezpečnostního a kontrolního zařízení musí být okamžitě signalizována optickými a akustickými signály v kormidelně a na palubě. Pokud se poplach nevypne, musí být automaticky předán do obytných prostor.
- 9.3.2.52.8 Elektrické spínače, zásuvky a kabely na palubě musí být chráněny proti mechanickému poškození.
- 9.3.2.52.9 Zásuvky pro připojení signálních světel a osvětlení lávky musí být natrvalo zabudovány v plavidle v blízkosti signálního stožáru nebo lávky. Zásuvky používané v chráněné oblasti musí být provedeny tak, aby nebylo možné připojení nebo odpojení, s výjimkou případů, kdy nejsou pod napětím.
- 9.3.2.52.10 Akumulátory musí být umístěny mimo oblast nákladu.

**9.3.2.53 *Typ a umístění elektrických a neelektrických instalací a zařízení určených pro použití v oblastech s nebezpečím výbuchu***

- 9.3.2.53.1 Na palubách plavidel, na která se vztahuje rozdělení zón definovaných v 1.2.1, musí elektrická a neelektrická zařízení a zařízení používaná v prostorách s nebezpečím výbuchu splňovat alespoň požadavky pro použití v dané oblasti.

Musí být vybírána na základě skupin/podskupin výbušnosti a teplotních tříd, do nichž patří látky, které mají být přepravovány (viz sloupce (15) a (16) tabulky C kapitoly 3.2).

Pokud bude seznam látek pro plavidlo podle 1.16.1.2.5 zahrnovat látky, pro které jsou ve sloupci (15) tabulky C kapitoly 3.2 uvedeny teplotní třídy T4, T5 nebo T6, pak odpovídající povrchové teploty v rámci přiřazených zón nesmí překročit 135 °C (T4), 100 °C (T5) nebo 85 °C (T6);

Pokud bude seznam látek pro plavidlo podle 1.16.1.2.5 zahrnovat látky, pro které jsou ve sloupci (15) tabulky C kapitoly 3.2 uvedeny teplotní třídy T1 nebo T2, pak odpovídající povrchové teploty v rámci přiřazených zón nesmí překročit 200 °C.

- 9.3.2.53.2 S výjimkou optických vláken musí být elektrické kabely v chráněné oblasti pancéřovány nebo umístěny v kovovém plášti nebo v ochranných trubkách.

Elektrické kabely pro aktivní katodickou ochranu obšívky musí být vedeny silnostěnnými ocelovými trubkami s plynotěsnými spoji až k hlavní palubě.

- 9.3.2.53.3 Pohyblivé elektrické kabely jsou v oblasti s rizikem výbuchu, s výjimkou elektrických kabelů pro jiskrově bezpečné elektrické obvody nebo pro připojení:

(a) Signálních pozičních světel a osvětlení lávek, pokud je spojovací bod (například zásuvka) trvale zabudován v plavidle v blízkosti signálního stožáru nebo lávky;

(b) Elektrické sítě na plavidle do pozemní elektrické sítě; pokud:

- Elektrické kabely a napájecí jednotka odpovídají platné normě (například EN 15869-03:2010);
- Jsou napájecí jednotka a konektory umístěny mimo oblast s rizikem výbuchu.

Je připojování a odpojování zásuvek/konektorů možné pouze tehdy, když nejsou pod napětím.

- 9.3.2.53.4 Elektrické kabely jiskrově bezpečných samojisticích obvodů musí být odděleny od ostatních kabelů, které nejsou určeny pro použití v těchto obvodech, a musí být označeny (nesmějí být instalovány společně ve stejném svazku kabelů a nesmí být upevněny stejnými kabelovými svorkami).

- 9.3.2.53.5 Pro pohyblivé elektrické kabely povolené v souladu s 9.3.2.53.5 se smí používat pouze opláštěvané kabely typu H07RN-F-F v souladu s RN IEC-60245-4:2011<sup>5</sup> nebo elektrické kabely přinejmenším srovnatelného provedení s vodiči o průřezu minimálně 1,50 mm<sup>2</sup>.

#### **9.3.2.54      *Uzemnění***

- 9.3.2.54.1 Kovové části elektrických instalací a zařízení v oblasti nákladu, které nejsou pod napětím, jakož i ochranné kovové trubky nebo kovové pláště kabelů v normálním provozu musí být uzemněny, pokud nejsou provedeny tak, aby byly automaticky uzemněny spojením s kovovou konstrukcí plavidla.

- 9.3.2.54.2 Ustanovení bodu 9.3.2.54.1 platí také pro instalace s napětím menším než 50 V.

- 9.3.2.54.3 Nezávislé nákladní tanky, kovové IBC a cisternové kontejnery musí být uzemněny.

- 9.3.2.54.4 Nádobý na zbytkové produkty musí být možné uzemnit.

#### **9.3.2.55      *(Vyhrazeno)***

#### **9.3.2.56      *(Vypuštěno)***

#### **9.3.2.57      *-***

#### **9.3.2.59      *(Vyhrazeno)***

#### **9.3.2.60      *Zvláštní vybavení***

Plavidlo musí být vybaveno sprchou a lázní pro oči a obličej na místě, které je přímo přístupné z oblasti nákladu. Voda musí odpovídat kvalitě pitné vody na palubě.

**POZNÁMKA:**      *Jsou povoleny další dekontaminační látky, aby se zabránilo poškození očí a kůže.*

Je povoleno připojení tohoto speciálního zařízení s oblastí mimo oblast nákladu.

Musí být instalován pružinový zpětný ventil, který zabrání unikání plynů mimo oblast nákladu sprchou a systémem oční a obličejové lázně.

#### **9.3.2.61      *(Vyhrazeno)***

#### **9.3.2.62      *Ventil pro odplynování do přijímacích sběrných zařízení***

Na potrubí, které slouží k odvádění vzduchu, musí být instalován pevný nebo přenosný pružinový nízkotlaký ventil používaný při odplynování do přijímacích sběrných zařízení. Pokud seznam látek pro plavidlo podle 1.16.1.2.5 obsahuje látky, u nichž se požaduje zajištění proti explozi podle sloupce (17) tabulky C kapitoly 3.2, musí být tento ventil vybaven pojistkou proti prošlehnutí plamene, která je schopna odolat deflagraci. Pokud neprobíhá odplynování plavidla do přijímacího sběrného zařízení, musí být ventil uzavřen slepou přírubou. Nízkotlaký ventil musí být instalován tak, aby za jiných normálních pracovních podmínek nebyl vakuový ventil aktivován.

**POZNÁMKA:** *Odplynování je součástí normálních pracovních podmínek.*

#### **9.3.2.63      *-***

#### **9.3.2.70      *(Vyhrazeno)***

#### **9.3.2.71      *Vstup na plavidlo***

Tabule označující zákaz vstupu podle 8.3.3 musí být dobře viditelné z obou boků plavidla.

#### **9.3.2.72      *(Vyhrazeno)***

#### **9.3.2.73      *(Vyhrazeno)***

#### **9.3.2.74      *Zákaz kouření, zákaz ohně a otevřeného světla***

- 9.3.2.74.1 Tabule označující zákaz kouření podle 8.3.4 musí být dobře viditelné z obou boků plavidla.

- 9.3.2.74.2 V blízkosti vstupu do míst, kde kouření nebo používání ohně nebo otevřeného osvětlení není vždy zakázáno, musí být umístěny upozorňující tabule, které udávají okolnosti, za kterých tento zákaz platí.

- 9.3.2.74.3 V obytných prostorech a kormidelně musí být v blízkosti každého východu umístěn popelník.

<sup>5</sup>      *Identická s EN 50525-2-21: 2011.*

**9.3.2.75**

-

**9.3.2.91****(Vyhrazeno)****9.3.2.92****Nouzový východ**

Prostory, jejichž přístupové a výstupní otvory budou v případě poškození částečně nebo zcela zaplaveny, musí být opatřeny nouzovým východem, který se nachází minimálně 0,10 m nad hladinou ponoru. To neplatí pro přední a zadní kolizní prostor.

**9.3.2.93**

-

**9.3.2.99****(Vyhrazeno)**

### 9.3.3 Předpisy pro stavbu tankových plavidel typu N

Předpisy 9.3.3.0 až 9.3.3.99 platí pro tanková plavidla typu N.

#### 9.3.3.0 Stavební materiály

- 9.3.3.0.1 (a) Trup plavidla a nákladní tanky musí být postaveny z lodní oceli nebo z jiného, přinejmenším rovnocenného kovu.

Pro nezávislé nákladní tanky mohou být použity i jiné, rovnocenné materiály. Tato rovnocennost se týká mechanických vlastností a odolnosti vůči vlivům teploty a ohně.

- (b) Všechny části plavidla včetně zařízení a vybavení, které se dostanou do styku s nákladem, se musí skládat z takových materiálů, které nemohou být nákladem rozleptány nebo nezpůsobí rozpad nákladu ani s ním nemohou vytvořit nebezpečné a škodlivé sloučeniny. V případě že je nebylo možné vyzkoušet během klasifikace a inspekce plavidla, musí být uvedena relevantní výhrada v seznamu látek připuštěných k přepravě v plavidle podle 1.16.1.2.5.

- (c) Sběrné plynové potrubí musí být chráněno proti korozi.

- 9.3.3.0.2 Používání dřeva, hliníkových slitin, plastů nebo pryže v oblasti nákladu je zakázáno, pokud to není výslovně povoleno v odstavci 9.3.1.0.3 nebo ve schvalovacím osvědčení.

- 9.3.3.0.3 Použití dřeva, slitin hliníku, plastů nebo pryže v nákladovém prostoru je povoleno, jak je uvedeno v následující tabulce:

Použití dřeva, slitin hliníku, plastů nebo pryže v nákladovém prostoru je povoleno pouze pro:	(X značí povoleno)			
	Dřevo	Slitiny hliníku	Plasty	Pryž
Lávky	X	X	X	X
Vnější žebříky a průchody (lávky) *)		X	X	X
Uklidové prostředky, např. košťata	X		X	X
Pohyblivá zařízení, např. hasicí přístroje, přenosné detektory plynu, záchranné navijáky		X	X	X
Odrážníky	X		X	X
Kotevní a fendrová lana			X	
Zaklínování nákladních tanků nezávislých na trupu plavidla a zaklínování instalací a zařízení	X		X	
Stožáry a podobné kulatiny	X	X	X	
Části motoru		X	X	
Ochranné krytí motorů a čerpadel			X	
Části elektrických instalací		X	X	
Části nakládacího a vykládacího zařízení, např. těsnění		X	X	X
Krabice, skříňky nebo jiné nádoby umístěné na palubě pro skladování jednorázového a regeneračního zařízení pro vratidla, hasicí přístroje, požární hadic, odpadů atd.		X	X	
Jakékoli podpěry a zarážky	X		X	
Ventilátory, včetně hadicových sestav pro větrání		X	X	
Části postřikových zařízení, sprchy, oční a obličejové lázně		X	X	
Izolace nákladních tanků a nakládacích a vykládacích potrubí, odplynovacích potrubí a topných hadů			X	X
Povrchová úprava nákladních tanků a potrubí pro nakládku a vykládku		X	X	X
Všechny druhy těsnění (např. pro kryty kupolí nebo poklopů)			X	X
Kabely elektrických zařízení			X	X

Použití dřeva, slitin hliníku, plastů nebo pryže v nákladovém prostoru je povoleno pouze pro:		(X značí povoleno)		
	Dřevo	Slitiny hliníku	Plasty	Pryž
Rohož pod soustavou hadic pro nakládací a vykládací potrubí			X	X
Požární hadice, vzduchové hadice, hadice pro čištění paluby atd.			X	X
Vybavení a nádoby k odběru vzorků			X	
Foto-optické kopie osvědčení o schválení podle bodů 8.1.2.6 nebo 8.1.2.7 a osvědčení plavidla, osvědčení o měření a osvědčení o členství v plavbě na Rýně		X	X	
Odkapávací nádoby			X	
(*) Zohledněte 9.3.1.0.5, 9.3.2.0.5 nebo 9.3.3.0.5, podle okolností				
Hliníkové měřicí tyče jsou povoleny, pokud jsou opatřeny mosaznými patkami nebo jiným způsobem chráněny proti jiskření.				

Všechny trvale upevněné materiály v obytném prostoru nebo kormidelně, s výjimkou nábytku, se nesmí snadno vznítit. Pokud nastane požár, nesmí uvolňovat výpary nebo toxické plyny v nebezpečných množstvích.

9.3.3.0.4 Barva, použitá v oblasti nákladu, nesmí při nárazu nebo při podobném namáhání zapříčinit vznik jisker.

9.3.3.0.5 Použití plastových materiálů na pracovních členech je povoleno pouze tehdy, pokud se materiál snadno nevznítí. Není-li to výslovně povoleno v bodě 9.3.3.0.3 nebo v osvědčení o schválení, je zakázáno použití dřeva, slitin hliníku, plastů nebo pryže.

Použití slitin hliníku nebo plastů pro průchody (lávky) v nákladovém prostoru je povoleno pouze v případě, že se materiál snadno nevznítí nebo nevede elektřinu.

### 9.3.3.1 Dokumentace plavidla

**POZNÁMKA:** Pro účely tohoto odstavce má pojem „vlastník“ stejný význam jako v 1.16.0.

Dokumentace plavidla musí být uchovávána vlastníkem, který musí být schopen poskytnout tuto dokumentaci na požádání příslušného orgánu a uznané klasifikační společnosti.

Dokumentace plavidla musí být udržována a novelizována po celou dobu životnosti plavidla a musí být uchována ještě po dobu 6 měsíců po vyřazení plavidla z provozu.

Pokud by došlo během životnosti plavidla ke změně vlastníka, musí být dokumentace plavidla předána novému vlastníkovi.

Kopie dokumentace plavidla nebo všech potřebných dokumentů musí být na požádání poskytnuta příslušnému orgánu pro vydání schvalovacího osvědčení a uznané klasifikační společnosti nebo inspekční organizaci pro první inspekci, periodickou inspekci, zvláštní inspekci nebo mimořádné kontroly.

### 9.3.3.2

### 9.3.3.7

**(Vyhrazeno)**

### 9.3.3.8

**Klasifikace**

#### 9.3.3.8.1

Tankové plavidlo musí být postaveno pod dohledem uznané klasifikační společnosti podle pravidel stanovených touto klasifikační společností pro její nejvyšší třídu a tankové plavidlo musí být podle toho zaříděno.

Vyžaduje se zachování nejvyšší třídy plavidla.

Klasifikační společnost vydá osvědčení prokazující, že plavidlo odpovídá plavidlům tohoto oddílu (klasifikační osvědčení).

V osvědčení musí být uveden konstrukční tlak a zkušební tlak nákladních tanků.

Pokud má plavidlo nákladní tanky s rozdílnými tlaky pro otevření ventilů, musí být v osvědčení uveden konstrukční a zkušební tlak každého tanku.

Klasifikační společnost vystaví osvědčení, v němž uvede všechny nebezpečné věci připuštěné k přepravě tímto pravidlem (viz též 1.16.1.2.5).

9.3.3.8.2 (Vypuštěno)

9.3.3.8.3 (Vypuštěno)

9.3.3.8.4 Kdykoliv je obnoveno schvalovací osvědčení a kromě toho jednou v průběhu třetího roku platnosti schvalovacího osvědčení, musí shodu dokumentů požadovaných v 8.1.2.3 (r) až (v) s okolnostmi na palubě kontrolovat uznávaná klasifikační společnost, kontrolní orgán nebo osoba oprávněná k tomuto účelu příslušným orgánem. Podepsané osvědčení musí být k dispozici na palubě.

### 9.3.3.9 (Vyhrazeno)

### 9.3.3.10 *Ochrana proti průniku nebezpečných plynů a šíření nebezpečných kapalin*

9.3.3.10.1 Pravidlo musí být postaveno tak, aby se zamezilo vniknutí nebezpečných plynů a kapalin do obytných prostor, kormidelny a provozních prostor. Žádné z oken v těchto prostorech nesmí být možné otevřít, pokud není zamýšleno jako nouzový východ a jako takové označeno.

9.3.3.10.2 Ve výšce vnějších přepážek nákladních tanků musí být na palubě namontovány vodotěsné ochranné obruby, a to v maximální vzdálenosti 0,60 m od vnějších přepážek kofrdamu nebo přepážek na konci nákladního prostoru. Ochranné obruby musí být umístěny buď po celé šířce plavidla, nebo musí být upevněny mezi podélnými jímacími obrubami, aby se zabránilo vniknutí kapalin do předního i zadního kolizního prostoru. Výška ochranných a jímacích obrub musí být minimálně 0,075 m. Ochranná obruba může odpovídat ochranné stěně předepsané v 9.3.1.10.3, pokud ochranná stěna stojí po celé šířce plavidla.

9.3.3.10.3 Pokud seznam látek pro pravidlo podle bodu 1.16.1.2.5 bude zahrnovat látky, které vyžadují zajištění proti explozi v souladu se sloupcem (17) tabulky C kapitoly 3.2, pak není povoleno použití instalací a zařízení, která nejsou alespoň typu „omezené riziko výbuchu“, během nakládky a vykládky v částech paluby mimo nákladový prostor, pokud tyto části nejsou chráněny proti vniknutí plynů plyno- a vodotěsnou stěnou. Stěna musí buď probíhat od jedné strany plavidla k druhé, nebo obklopovat oblasti, které mají být chráněny, ve tvaru písmene U. Stěna musí pokrýt celou šířku chráněné oblasti a nejméně 1,00 m ve směru opačném k nákladovému prostoru (viz schema Rozdělení zón). Výška stěny musí být nejméně 1,00 m nad sousedním palubním nákladovým prostorem v nákladovém prostoru. Vnější stěna a boční stěny obytného prostoru lze považovat za ochrannou stěnu, pokud v nich nejsou otvory a pokud jsou dodrženy rozměry.

Ochranná stěna není nutná tam, kde je vzdálenost mezi oblastmi, které mají být chráněny, a pojistným ventilem, pobřežním připojením nakládacích a vykládacích rozvodů a odvětrávacím potrubím, kompresorem na palubě a otevíráním nejbližších tlakových nádob minimálně 12,00 m.

9.3.3.10.4 Na palubě musí mít spodní hrany dveřních otvorů v bočních stěnách nástaveb a parapetů poklopu a větracích otvorů prostorů umístěných pod palubou výšku nejméně 0,50 m nad palubou.

Tento požadavek se nevztahuje na přístupové otvory do prostor dvojitého trupu a dvojitých dnů.

9.3.3.10.5 Štítice, zábradlí, paty zábradlí apod. musí být opatřeny dostatečně velkými otvory, které jsou umístěny přímo nad palubou.

9.3.3.10.6 Typ plavidel N otevřený musí splňovat pouze požadavky 9.3.3.10.1 v případě, že plavidlo zůstane v bezprostřední blízkosti nebo v určené zóně u břehu.

### 9.3.3.11 *Úložné prostory a nákladní tanky*

9.3.3.11.1 (a) Nejvyšší přípustný obsah nákladního tanku lze zjistit z následující tabulky:

L x B x H v (m <sup>3</sup> )	Nejvyšší přípustný obsah nákladního tanku v (m <sup>3</sup> )
< 600	L x B x H x 0,3
600 - 3 750	180 + (L x B x H - 600) x 0,0635
> 3 750	380

Připouští se alternativní varianty stavby v souladu s částí 9.3.4.

V předchozí tabulce je  $L \times B \times H$  násobkem hlavních rozměrů tankového plavidla v metrech (podle cejchovního průkazu), kde:

- $L$  = největší délka trupu plavidla v m;
- $B$  = největší šířka trupu plavidla v m;
- $H$  = nejmenší kolmá vzdálenost mezi spodní hranou lodního kýlu a nejnižším bodem paluby na straně plavidla (boční výšky) v oblasti nákladu v m;

kde:

U tankových plavidel se zvýšenou palubou se  $H$  nahradí  $H'$ , kde  $H'$  vyplývá z následujícího vzorce:

$$H' = H + \left( ht \cdot \frac{bt}{B} \cdot \frac{lt}{L} \right)$$

kde:

- $ht$  = výška zvýšení paluby (vzdálenost mezi zvýšenou palubou a hlavní palubou na straně zvýšení na  $L/2$ ) v m;
- $bt$  = šířka zvýšení v m;
- $lt$  = délka zvýšení v m.

- (b) Konstrukce nákladního tanku musí být dimenzována tak, aby byla zohledněna hustota přepravovaného materiálu. Maximální přípustná hustota musí být uvedena ve schvalovacím osvědčení.
- (c) Pokud má plavidlo ve výbavě jiné tanky, musí být tyto tanky dimenzovány tak, aby jejich provozní tlak byl minimálně 400 kPa (4 bary).
- (d) U plavidel s délkou do 50,00 m nesmí délka nákladních tanků přesáhnout 10,00 m.

U plavidel delších než 50,00 m nesmí délka tanků přesáhnout 0,20 L.

Toto ustanovení neplatí pro plavidla se zasazenými, cylindrickými nákladními tanky s poměrem délky k průměru  $\leq 7$ .

- 9.3.3.11.2 (a) Nezávislé nákladní tanky musí být zajištěny proti vyplavání.  
Upevňovací zařízení chlazených nákladních tanků musí splňovat požadavky uznané klasifikační společnosti.
- (b) Čerpací jímka by neměla mít větší obsah než 0,10 m<sup>3</sup>;
- (c) (Vyhrazeno);
- (d) Boční vzpěry spojující nebo nesoucí nosné komponenty boků plavidla s podélnými nosnými komponentami podélných stěn nákladních tanků a boční vzpěry spojující nosné komponenty dna plavidla s dnem tanku jsou zakázány.
- 9.3.3.11.3 (a) Nákladní tanky musí být odděleny kofrdamem s minimální šířkou 0,60 m od obytných prostor, strojoven a provozních prostor pod palubou mimo oblast nákladu nebo pokud tyto prostory na plavidle chybí, tak musí být odděleny od konců plavidla. Pokud jsou nákladní tanky postaveny v jednom úložném prostoru, musí být vzdáleny minimálně 0,50 m od koncových přepážek úložného prostoru. V takovém případě se koncová přepážka třídy „A-60“, jak je definována v SOLAS 74, kapitola II-2, předpis 3, považuje za ekvivalent kofrdamu. Odstup 0,50 m smí u tlakových tanků být zmenšen na 0,20 m.
- (b) Úložné prostory, kofrdamy a nákladní tanky musí být možné přezkušovat.
- (c) Všechny prostory v oblasti nákladu musí být větratelné. Musí být možné kontrolovat, že v nich není žádný plyn.

- 9.3.3.11.4 Přepážky, které ohraničují nákladní tanky, kofrdamy a úložné prostory musí být vodotěsné. Nákladní tanky a přepážky ohraničující oblast nákladu nesmějí mít žádné otvory nebo průchody pod palubou.

V přepážce mezi strojovnou a kofrdamem nebo provozním prostorem v oblasti nákladu smí být průchody, pokud odpovídají ustanovením, uvedeným v 9.3.3.17.5.

V přepážce mezi nákladním tankem a prostorem s čerpadly pod palubou smějí být průchody,



pokud odpovídají ustanovením uvedeným v 9.3.3.17.6. V přepážkách mezi nákladními tanky smějí být průchody, pokud jsou nakládací a vykládací potrubí opatřena uzavíracími zařízeními na nákladním tanku, z něhož vycházejí. Tato potrubí musí být nejméně 0,60 m nad dnem.

9.3.3.11.5 Dvojitě boky a dvojitá dna v oblasti nákladu musí být uzpůsobeny pouze pro plnění balastní vodou. Dvojitá dna však mohou být použita jako palivové tanky na naftu, pokud odpovídají ustanovením uvedeným v 9.3.3.32.

9.3.3.11.6 (a) Kofrdam, střední část kofrdamu nebo jiný prostor pod palubou v oblasti nákladu, smí být zařízeny jako provozní prostor, pokud jsou stěny, které jej ohraničují, vedeny kolmo až na dno. Tento provozní prostor smí být přístupný jenom z paluby.

(b) Takový provozní prostor musí být s výjimkou přístupových a větracích otvorů vodotěsný.

(c) Ve služebním prostoru zmíněném v 9.3.3.11.4 výše nesmí být žádné potrubí pro nakládku a vykládku.

V prostorech s čerpadly pod palubou smí být potrubí pro nakládku a vykládku jen tehdy, pokud odpovídá ustanovením uvedeným v 9.3.3.17.6.

9.3.3.11.7 Kde jsou závislé nákladní tanky užívány, nebo pro dvojitě boky, kde jsou integrované nákladní tanky v konstrukci plavidla, musí být vzdálenost mezi stěnou plavidla a stěnou nákladních tanků minimálně 0,60 m.

Odstup mezi dnem úložného prostoru a dnem nákladního tanku musí činit minimálně 0,50 m. Pod čerpacími jímkami smí být světlá výška snížena na 0,40 m.

Odstup mezi čerpací jímkou nákladního tanku a dnovou výztuhou musí činit minimálně 0,10 m.

Je-li trup plavidla postaven v oblasti nákladu s dvojitými stěnami s nezávislými nákladními tanky umístěnými v úložných prostorech, platí výše uvedené hodnoty pro dvojitě stěny. Jestliže v tomto případě nejsou minimální hodnoty pro inspekce nezávislých tanků zmíněné v 9.3.3.11.9 proveditelné, musí být možné snadno demontovat nákladní tanky pro inspekci.

9.3.3.11.8 Provozní prostory, které se nacházejí v oblasti nákladu pod palubou, musí být uspořádány takovým způsobem, aby byly dobře přístupné a aby v nich obsažená provozní zařízení mohla být bezpečně obsluhována osobami, které mají osobní ochranné vybavení. Musí být postaveny takovým způsobem, aby z nich bylo možné bez zvláštních potíží vyprostit zraněné osoby a osoby v bezvědomí, případně s pomocí pevně zabudovaných zařízení.

9.3.3.11.9 Kofrdamy, dvojitě boky, dvojitá dna, nákladní tanky, úložné prostory a jiné prostory, do kterých se vstupuje v oblasti nákladu, musí být uspořádány takovým způsobem, aby je bylo možné přiměřeně a kompletně uklízet a kontrolovat. S výjimkou dvojitých boků a dvojitého dna, pokud nemají žádnou společnou stěnu s nákladními tanky, musí vstupní otvory být zhotoveny tak, aby do prostoru mohla bez jakékoliv újmy vstoupit nebo jej opustit osoba s dýchacím přístrojem. Nejmenší velikost otvoru: 0,36 m<sup>2</sup>; nejmenší boční délka: 0,50 m. Vstupní otvory musí být postaveny takovým způsobem, aby z nich bylo možné bez zvláštních potíží vyprostit zraněné osoby a osoby v bezvědomí, případně s pomocí pevně zabudovaných zařízení. Odstup mezi zesíleními ve shora uvedených prostorech nesmí být menší než 0,50 m. Ve dvojitém dně smí tento odstup být zmenšen na 0,45 m.

Nákladní tanky smí být opatřeny kulatým otvorem s minimálním průměrem 0,68 m.

9.3.3.11.10 9.3.3.11.6 (c) výše neplatí pro typ N otevřená.

### 9.3.3.12 **Větrání**

9.3.3.12.1 V každém úložném prostoru musí být dva otvory, jejichž rozměr a uspořádání jsou takové, aby větrání na každém místě prostoru bylo účinné. Pokud tyto otvory neexistují, musí být možné úložné prostory inertizovat nebo plnit suchým vzduchem.

9.3.3.12.2 Dvojitě boky a dvojitě dno v oblasti nákladu, které nejsou zřízeny za účelem balastování a eventuální existující kofrdamy mezi strojovnamí a prostory s čerpadly musí být větratelné větracími zařízeními.

9.3.3.12.3 (a) Služební prostory v oblasti nákladu pod palubou musí být opatřeny systémem ventilace. Kapacita ventilátorů musí být dostatečná k zajištění 20 kompletních výměn vzduchu za hodinu na základě objemu služebního prostoru.

Ventilační odsávací šachty musí sahát až do výšky 50 mm nad podlahou služebního prostoru. Vzduch se musí přivádět potrubím v horní části služebního prostoru.

- (b) V případě, že seznam látek na plavidle podle 1.16.1.2.5 bude obsahovat látky, které vyžadují zajištění proti explozi v souladu se sloupcem (17) tabulky C kapitoly 3.2, potom přívody vzduchu musí být umístěny nejméně 2,00 m nad palubou, ve vzdálenosti nejméně 2,00 m od otvorů tanku a 6,00 m od výstupních otvorů pojistných ventilů.
- Prodlužovací potrubí, které může být nezbytné, může být závěsného typu.
- (c) Na palubě plavidla typu N otevřeného, budou dostatečná jiná vhodná zařízení bez ventilátorů.
- 9.3.3.12.4 (a) Obytné prostory, kormidelná a služební prostory musí být vybaveny větráním.
- (b) Systém větrání v takových prostorech musí splňovat následující požadavky:
- (i) Sací otvory musí být umístěny co nejdále, a minimálně 6,00 m od chráněné oblasti, a minimálně 2,00 m nad palubou;
  - (ii) V prostorech se může udržovat přetlak nejméně 0,1 kPa (0,001 bar);
  - (iii) Je zabudováno poplašné zařízení pro případ poruchy;
  - (iv) Větrací systém, včetně poplašného zařízení pro případ poruchy, musí být minimálně typ „omezené riziko výbuchu“;
  - (v) Systém detekování plynu odpovídající níže uvedeným podmínkám 1 až 4 je připojen na větrací systém:
    - 1. Je vhodný pro použití minimálně v zóně 1, výbušné skupině IIC a teplotní třídě T6;
    - 2. Je vybaven čidly:
      - Na sacích otvorech větracího systému; a
      - Přímě pod vrchní hranou prahu vstupních dveří;
    - 3. Jeho čas  $t_{90}$  je nižší nebo se rovná 4 s;
    - 4. Měření musí být neustálé;
  - (vi) V provozních prostorách je větrací systém napojen na nouzové osvětlení, které musí být minimálně typ „omezené riziko výbuchu“;
- Toto nouzové osvětlení není nutné, pokud je osvětlení v provozních prostorách minimálně typu „omezené riziko výbuchu“;
- (vii) Sání větracího systému a instalací a zařízení, která nesplňují požadavky uvedené v 9.3.3.51 (a) a (b) a 9.3.3.52.1 musí být uzavřeno, pokud je dosaženo koncentrace, která se rovná 20 % dolní meze výbušnosti n-hexanu;
- Vypínání musí být v obytných prostorech a v prostoru kormidelny viditelně a slyšitelně signalizováno;
- (viii) V případě selhání větracího systému nebo instalací detekce plynu v obytných prostorech, musí být vypnuty instalace a zařízení v ubytovacích prostorech, které nesplňují požadavky uvedené v 9.3.3.51 (a) a (b) a 9.3.3.52.1
- Porucha musí být signalizována v obytných prostorech, kormidelně a na palubě vizuálními a zvukovými signály;
- (ix) V případě selhání větracího systému nebo instalací detekce plynu v kormidelně nebo služebních prostorech, musí být vypnuty instalace a zařízení v těchto prostorech, které nesplňují požadavky uvedené v 9.3.3.51 (a) a (b) a 9.3.3.52.1;
- Porucha musí být viditelně a slyšitelně signalizována v prostoru kormidelny a na palubě; Pokud se poplach nevypne, musí být automaticky předán do obytných prostor;
- (x) Jakékoli vypnutí musí nastat okamžitě a automaticky a, je-li to nutné, musí aktivovat nouzové osvětlení;
- Zařízení automatického vypínání je nastaveno tak, aby k automatickému vypnutí nedošlo v době, kdy plavidlo pluje;
- (c) Pokud v prostoru není větrací systém nebo větrací systém prostoru nesplňuje všechny požadavky uvedené výše v (b), instalace nebo zařízení přítomná v takovém prostoru mohou, pokud jsou zapnutá, dát vzniknout povrchovým teplotám vyšším než uvedeným v 9.3.3.51 (a) a (b) nebo která nesplňují požadavky uvedené v 9.3.3.52.1, musí být možné je vypnout.
- 9.3.3.12.5 (Vypuštěno)

- 9.3.3.12.6 Na větracích otvorech musí být umístěny tabulky uvádějící podmínky, za nichž mají být otvory uzavřeny. Všechny větrací otvory obytných prostor, kormidelny a služebních prostor vedoucí do venkovního prostoru mimo nákladový prostor musí být vybaveny zařízeními trvale upevněnými podle bodu 9.3.3.40.2.2 (c), která umožňují jejich rychlé uzavření. Musí být jasné, zda jsou otevřené nebo zavřené.

Tyto větrací otvory musí být umístěny nejméně 2,00 m od oblasti nákladu.

V této oblasti mohou být umístěny větrací otvory služebních prostor v oblasti nákladu.

- 9.3.3.12.7 Typ plavidel N otevřený musí splňovat pouze požadavky 9.3.3.12.4 (b) nebo (c), jestliže plavidlo zůstane v bezprostřední blízkosti nebo v určené zóně u břehu.
- 9.3.3.12.8 9.3.3.12.6, s výjimkou stálého systému měření kyslíku a 9.3.3.12.7 neplatí pro typ N otevřená.

### 9.3.3.13 **Stabilita (obecně)**

- 9.3.3.13.1 Musí být prokázána dostatečná stabilita včetně stability v poškozeném stavu. Pro jednotrupá plavidla se šířkou tanků menší nebo rovná se 0,70 B tento důkaz není zapotřebí.

- 9.3.3.13.2 Základní hodnoty pro výpočet stability – hmotnost prázdného plavidla a poloha těžiště hmotnosti – musí být určeny buď pomocí naklápěcího pokusu, nebo detailním výpočtem hmotnosti. Přitom se musí ověřit hmotnost prázdného plavidla měřením ponoru, přičemž se vypočtená hmotnost nesmí lišit více než o  $\pm 5\%$  od hodnoty hmotnostního výtlačku určené ze změřeného ponoru.

- 9.3.3.13.3 Musí být prokázána dostatečná stabilita v nepoškozeném stavu pro všechna stadia nakládky a vykládky a pro konečný stav naložení pro všechny relativní hustoty přepravovaných látek uvedených v seznamu látek připuštěných k přepravě v plavidle podle 1.16.1.2.5.

Pro každou nakládací operaci je třeba vzít v úvahu skutečná plnění a zaplavení nákladních cisteren, balastních nádrží a komor, nádrží na pitnou vodu a na odpad a nádrží obsahujících produkty pro provoz plavidla, plavidlo musí splňovat požadavky na nepoškozenou a poškozenou stabilitu.

Mezistavy během operací musí být též vzaty v úvahu.

Musí být prokázána dostatečná stabilita pro každou provozní, nakládací a balastní podmínku v knížce stability schválená relevantní klasifikační společností, která zařadila plavidlo. Jestli je to nepraktické pro předběžnou kalkulaci provozních, nakládacích a balastních podmínek, nakládací zařízení schválené uznanou klasifikační společností, která klasifikuje plavidlo, musí být instalováno a použito, které je uvedeno v knížce stability.

**POZNÁMKA:** *Knižka stability musí být ve formě srozumitelné pro odpovědného velitele a obsahovat následující údaje:*

*Všeobecný popis plavidla:*

- *Všeobecné uspořádání a plány kapacity udávající schválené použití oddílů a prostor (nákladní nádrže, sklady, ubytování atd.);*
- *Nákres uvádějící polohu značek ponoru ve vztahu ke kolmicím plavidla;*
- *Schéma podpalubních balastních čerpacích a ochranných systémů zaplavení;*
- *Hydrostatické křivky nebo tabulky odpovídající konstrukčnímu vyvážení, a pokud se významné vyvažovací úhly předpokládají během normálního provozu plavidla, křivky nebo tabulky odpovídající takovému stupni vyvážení musí být uvedeny;*
- *Příčné křivky nebo tabulky stability vypočtené na volném vyvažovacím základě, pro stupně přemístění a vyvážení předvídané v normálních provozních podmínkách, s uvedením objemu, který byl uvažován pro výtlačk;*
- *Cisternové tabulky nebo křivky ukazující kapacity, těžiště a údaj o volném prostoru všech nákladních nádrží, balastních nádrží a komor, nádrží na pitnou vodu a odpadní vodu a nádrží obsahující produkty pro provoz plavidla;*
- *Nezbytné údaje (hmotnost a těžiště) vycházející z odchylné zkoušky nebo měření vlastní hmotnosti v kombinaci dílčím vážením hmotnosti nebo jinými přípustnými měřeními. Kde jsou výše uvedené informace odvozeny ze sesterského plavidla, odvolávka na sesterské plavidlo musí být jasně uvedena a kopie zprávy o schválené odchylné zkoušce relevantního sesterského plavidla musí být zahrnuta;*
- *Kopie zprávy o schválené zkoušce musí být zahrnuta do knížky stability;*
- *Provozní nakládací podmínky s relevantními podrobnými údaji, jako:*
  - *Nezbytné údaje, plnění nádrží, sklady, posádka a jiné relevantní části na palubě*

(hmotnost a těžiště každé relevantní části na palubě, momenty volného povrchu pro kapalné náklady);

- Ponory středu plavidla a při kolmicích;
- Metacentrická výška korigovaná pro účinek volných povrchů;
- Hodnoty směrové páky a křivka;
- Podélné ohybové momenty a smykové síly na čitelných bodech;
- Informace o otvorech (umístění, typ těsnosti, prostředky uzávěrů); a
- Informace pro velitele.

- Výpočet vlivu balastní vody na stabilitu s informací, jestli pevně zabudované hladinoměry pro balastní nádrže a prostory musí být instalovány nebo jestli balastní nádrže nebo prostory musí být úplně plné nebo úplně prázdné, pokud je to jinak.

9.3.3.13.4 Plovatelnost v poškozeném stavu musí být prokázána pro nejnepříznivější stav naložení. K tomuto účelu musí být předložen vypočtený důkaz dostatečné stability pro kritické mezistavy a pro konečný stav zaplavení.

### 9.3.3.14 Stabilita (v nepoškozeném stavu)

9.3.3.14.1 Pro plavidla s nezávislými nákladními tanky a pro konstrukce dvojitých stěn s nákladními tanky integrovanými do kostry plavidla musí být požadavky na stabilitu v nepoškozeném stavu vyplývající z výpočtu stability v poškozeném stavu plně dodrženy.

9.3.3.14.2 Pro plavidla s nákladními tanky o šířce větší než 0,70 B musí být podán důkaz, že byly dodrženy následující požadavky na stabilitu:

- (a) V pozitivní ploše křivky ramene stability až do zanoření prvního nevodotěsného otvoru musí být rameno stability (GZ) nejméně 0,10 m;
- (b) Obsah pozitivní plochy křivky ramene stability až do zanoření prvního nevodotěsného otvoru a v každém případě až do úhlu náklonu  $\leq 27^\circ$  musí být nejméně 0,024 m.rad;
- (c) Výška metacentra (GM) musí být nejméně 0,10 m.

Tyto podmínky musí být splněny, přičemž je nutno pamatovat na vliv všech volných hladin v tancích pro všechny fáze nakládky a vykládky.

### 9.3.3.15 Stabilita (v poškozeném stavu)

9.3.3.15.1 Pro plavidla s nezávislými nákladními tanky a pro plavidla s dvojitým trupem s nákladními tanky spojenými s konstrukcí plavidla, musí být vzaty v úvahu pro poškozený stav následující předpoklady:

- (a) Rozsah poškození boku:

podélný rozsah: nejméně 0,10 L, avšak nejméně 5,00 m;  
 příčný rozsah: 0,59 dovnitř od boku plavidla pod přímým úhlem k diametrální linii na úrovni roviny ponoru při maximálním ponoru nebo, pokud je to vhodné, vzdálenost povolenou oddílem 9.3.4, sníženou o 0,01 m;  
 svislý rozsah: neohraničený od základní roviny vzhůru.

- (b) Rozsah poškození dna:

podélný rozsah: nejméně 0,10 L, avšak nejméně 5,00 m;  
 příčný rozsah: 3,00 m;  
 svislý rozsah: 0,49 m vzhůru od základny, kromě sacích jímek.

- (c) Všechny přepážky v oblasti poškození se považují za poškozené, což znamená, že umístění přepážek musí být voleno tak, aby se zajistilo, že plavidlo zůstane schopné plavby i po zaplavení dvou nebo více přímo za sebou ležících úseků v podélném směru.

Platí následující ustanovení:

- při poškození dna se považují za zaplavené i úseky ležící vedle sebe ve směru napříč plavidla;
- spodní hrana všech nevodotěsných otvorů (např. dveří, oken, palubních průlezů) musí být v konečné fázi zaplavení nejméně 0,10 m nad rovinou ponoru;
- všeobecně se musí počítat s 95 % rozsahem zatopení. Jestliže se pro některý oddíl výpočtem zjistí střední zatopení menší než 95 %, může se použít tato získaná vypočtená hodnota. Musí se však použít následující minimální hodnoty:

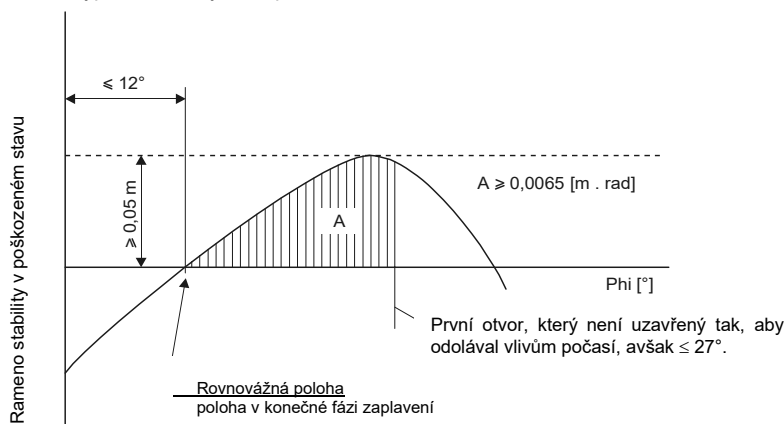
- strojovny: 85 %;
- obytné prostory: 95 %;
- dvojité dna, palivové tanky na naftu, balastní tanky atd. v závislosti na tom, zda podle své funkce musí být považovány za plné nebo prázdné pro plavidlo plující při maximálním dovoleném ponoru: 0 % nebo 95 %.

Pro hlavní strojovnu je třeba vzít v úvahu jen stav zaplavení jednoho úseku, tj. koncové přepážky strojovny se musí považovat za nepoškozené.

## 9.3.3.15.2

Náklon plavidla v rovnovážné poloze (konečná fáze zaplavení) nesmí přesahovat  $12^\circ$ . Otvory, které nejsou vodotěsné, se nesmějí zaplavovat před dosažením rovnovážné polohy. Pokud se takové otvory zanořují před touto polohou, musí se odpovídající prostory považovat pro účely výpočtu stability za zaplavené.

Nad rovnovážnou polohou musí mít pozitivní oblast křivky rameno stability  $\geq 0,05$  m ve spojení s plochou pod křivkou  $\geq 0,0065$  m.rad. Minimální hodnoty stability musí být dodrženy až zanoření prvního nevodotěsného otvoru a v každém případě až do úhlu náklonu  $\leq 27^\circ$ . Pokud se nevodotěsné otvory zanořují před touto polohou, musí se odpovídající prostory považovat pro účely výpočtu stability za zaplavené.



## 9.3.3.15.3

Pokud jsou otvory, jimiž mohou být nepoškozené oddíly dodatečně zaplaveny, schopny být vodotěsně uzavřeny, musí být uzavírací zařízení odpovídajícím způsobem označena.

## 9.3.3.15.4

Je-li plavidlo opatřeno otvory pro přepouštění nebo zaplavení ke snížení asymetrického zaplavení, nesmí doba pro vyrovnání překročit 15 minut, pokud byla během mezistavů zaplavení prokázána dostatečná stabilita.

**9.3.3.16 Prostory strojovny**

- 9.3.3.16.1 Spalovací motory pro provoz plavidla jakož i spalovací motory pomocných strojů musí být umístěny mimo oblast nákladu. Přístup a další otvory do těchto prostor musí být umístěny v minimální vzdálenosti 2,00 m od oblasti nákladu.
- 9.3.3.16.2 Prostory strojovny musí být přístupné z paluby plavidla. Přístupy nesmí být nasměrovány k oblasti nákladu. Pokud nejsou dveře umístěny do výklenku, jehož hloubka odpovídá alespoň šířce dveří, musí být závěsy dveří obráceny k oblasti nákladu.
- 9.3.3.16.3 Poslední věta 9.3.3.16.2 neplatí pro kalová plavidla a plavidla pro zásobování pohonnými hmotami.

**9.3.3.17 Obytné a provozní prostory**

- 9.3.3.17.1 Obytné prostory a kormidelna musí ležet mimo oblast nákladu před první kolmou rovinou vpředu nebo za nejzazší kolmou rovinou vzadu pod palubou se nacházející části oblasti nákladu. Okna kormidelny, která jsou umístěna minimálně 1,00 m nad podlahou kormidelny, smí být nakloněna dopředu.
- 9.3.3.17.2 Přístupy k prostorům a otvorům v nástavbách nesmí být nasměrovány k oblasti nákladu. Závěsy dveří, které se otevírají směrem ven a nejsou umístěny do výklenku, jehož hloubka odpovídá alespoň šířce dveří, musí být obráceny k oblasti nákladu.
- 9.3.3.17.3 Přístupy z paluby a otvory vnitřních prostor do volného prostoru musí být možné uzavírat. Na přístupu do těchto prostor musí být připevněno následující upozornění:

**BĚHEM NAKLÁDKY, VYKLÁDKY A ODPLYNOVÁNÍ  
NEOTEVÍRAT BEZ SVOLENÍ VELITELE PLAVIDLA.  
OKAMŽITÉ OPĚT ZAVŘÍT.**

- 9.3.3.17.4 Vstupy a otevíratelná okna nástaveb a obytné prostory a také jiné otvory k těmto prostorům musí být vzdáleny minimálně 2,00 m od oblasti nákladu. Okna a dveře kormidelny smí být v rámci těchto 2,00 m umístěny jenom tehdy, pokud neexistuje přímé spojení mezi kormidelnou a obytnými prostory.
- 9.3.3.17.5
- (a) Hnací hřídele drenážních a balastních čerpadel v oblasti nákladu smí být vedeny skrze přepážku mezi provozním prostorem a strojovnou, pokud uspořádání provozních prostor odpovídá 9.3.3.11.6.
  - (b) Vedení hřídele přepážkou musí být provedeno plynotěsně a schváleno uznanou klasifikační společností.
  - (c) Připojení musí obsahovat potřebné provozní pokyny.
  - (d) V přepážce mezi strojovnou a provozním prostorem v oblasti nákladu a mezi strojovnou a úložným prostorem smí být umístěna vedení elektrických kabelů, vedení hydrauliky a potrubí pro měřicí, řídicí a signální zařízení, pokud jsou provedeny plynotěsně a jsou schváleny uznanou klasifikační společností. Vedení přepážkou, které je opatřeno protipožární izolací „A-60“ podle SOLAS 74, kapitola II-2, pravidlo 3, musí mít stejné hodnotnou protipožární izolaci.
  - (e) Přepážkou mezi strojovnou a provozním prostorem v oblasti nákladu smí být vedeno potrubí, pokud se přitom jedná o rozvody mezi strojním zařízením ve strojovně a v provozní prostory, které nemají v provozním prostoru žádné otvory.
  - (f) Bez ohledu na 9.3.3.11.4 smějí potrubí ze strojovny procházet služebním prostorem v oblasti nákladu nebo kofrdamem nebo úložným prostorem nebo prostorem dvojitých boků ven do volného prostoru za podmínky, že jsou tato potrubí uvnitř služebního prostoru nebo kofrdamu nebo úložného prostoru nebo prostoru dvojitých boků tlustostěnného typu a nemají žádné slepé příruby ani otvory.
  - (g) Pokud hnací hřídel pomocného stroje vede skrze stěnu, která je nad palubou, musí být toto provedení plynotěsné.
- 9.3.3.17.6 Provozní prostor, který se nachází pod palubou v oblasti nákladu, se nesmí používat jako prostor s čerpadly pro systém nakládky a vykládky, s výjimkou případů, kdy:
- Je prostor s čerpadly oddělený od strojovny nebo provozních prostor mimo oblast nákladu kofrdamem nebo přepážkou s izolací Třídy „A-60“, jak je popsáno v SOLAS 74, Kapitoly II-2, Ustanovení 3, nebo provozním nebo nákladovým prostorem;
  - Výše požadovaná přepážka „A-60“ nemá prolomení podle 9.3.1.17.5 (a);
  - Výstupní otvory větrání jsou rozmístěny ve vzdálenosti minimálně 6,00 m od vstupů a otvorů obytných prostor, kormidelny a provozních prostor mimo oblast nákladu;
  - Vstupní poklopy a větrací otvory jsou uzavíratelné zvenčí;

- Všechny nakládací a vykládací rozvody, jakož i rozvody jsou na sací straně čerpadla v místnosti s čerpadly přímo na přepážce vybaveny uzavíracími armaturami. Potřebná obsluha ovládacích zařízení v prostoru s čerpadly, spouštění čerpadel nebo kompresorů a regulace proudu tekutiny musí probíhat z paluby;
  - Jímka prostoru s čerpadly je vybavena zařízením k měření stavu plnění, které spustí optický a akustický poplach v kormidelně, pokud se v jímce prostoru s čerpadly hromadí kapalina;
  - Prostor s čerpadly je opatřen vestavěným zařízením pro detekci kyslíku, které automaticky ukazuje množství kyslíku, a které při dosažení koncentrace kyslíku 19,5% spustí viditelný a slyšitelný poplach. Čidla tohoto systému musí být umístěna ve vhodných polohách na podlaze a ve výšce 2,00 m. Měření musí probíhat nepřetržitě a musí být zobrazeno v blízkosti vchodu. Akustické a optické poplašné zařízení musí být instalovány v kormidelně a v prostoru s čerpadlem a při spuštění alarmu musí být systém nakládky a vykládky odstaven;
- Porucha systému pro měření kyslíku musí spustit optický a akustický poplach v kormidelně a na palubě. Pokud se poplach nevypne, musí být automaticky předán do obytných prostor;
- Ventilační systém předepsaný v 9.3.3.12.3 má dostatečnou kapacitu, aby zajistil minimálně 30 výměn vzduchu za hodinu na základě celkového objemu provozního prostoru.

Pokud bude seznam látek pro plavidlo podle 1.16.1.2.5 zahrnovat látky, které vyžadují zajištění proti explozi v souladu se sloupcem (17) tabulky C kapitoly 3.2, musí být místnost s čerpadlem také vybavena vestavěným systémem detekce plynů, který automaticky ukazuje přítomnost hořlavých plynů a aktivuje optický a akustický alarm, když koncentrace plynu dosáhne 20% dolní meze výbušnosti nákladu nebo 20% hodnoty dolní meze výbušnosti n-hexanu, podle toho, která hodnota je kritičtější.

Čidla tohoto systému detekce plynu musí být umístěna ve vhodných polohách ve spodní části a přímo pod palubou. Měření musí probíhat nepřetržitě a musí být zobrazeno v blízkosti vchodu.

Akustická a optická poplašná zařízení musí být instalována v kormidelně a v prostoru s čerpadlem a při spuštění alarmu musí být odstaven systém nakládky a vykládky;

Jakákoli porucha systému detekce plynu musí být okamžitě signalizována v kormidelně a na palubě optickým a akustickým varováním. Pokud se poplach nevypne, musí být automaticky předán do obytných prostor.

9.3.3.17.7 Na vstupu do prostoru s čerpadly musí být připevněn následující nápis:

***Před vstupem do prostoru s čerpadly  
přezkoušet nepřítomnost plynů a také dostatek kyslíku.  
Dveře a vstupní otvory neotevírat bez svolení velitele plavidla.  
Při poplachu ihned opustit prostor.***

9.3.3.17.8 9.3.3.17.5 (g), 9.3.3.17.6 s výjimkou stálého systému měření kyslíku a 9.3.3.17.7 neplatí pro plavidla typu N otevřená.

9.3.3.17.2, poslední věta, 9.3.3.17.3, poslední věta a 9.3.3.17.4 neplatí pro kalové čluny a zásobovací plavidla.

### **9.3.3.18 Zařízení pro plnění inertního plynu**

V případě předepsaného vytvoření inertního prostředí nebo polštáře musí být na plavidle zařízení pro plnění inertním plynem.

Toto zařízení musí umět udržovat stálý minimální tlak 7 kPa (0,07 bar) v prostorech, ve kterých musí být vytvořeno inertní prostředí. Mimo to, činnost zařízení pro plnění inertním plynem nesmí vést ke zvyšování tlaku v nákladním tanku nad tlak, pro který jsou nastaveny ventily zvýšení tlaku. Tlak, pro který je nastaven vakuový ventil, musí být 3,5 kPa (0,035 bar).

Množství inertního plynu, nutného pro nakládku nebo vykládku, se musí přepravovat nebo vyrábět na palubě plavidla, pokud není možnost jeho obdržení ze břehu. Mimo to, na palubě plavidla se musí nacházet dostatečné množství inertního plynu pro doplnění běžných ztrát, ke kterým dochází během přepravy.

Prostory, ve kterých musí být vytvořeno inertní prostředí, musí být vybaveny přípojkami pro plnění inertním plynem a kontrolním zařízením, zajišťujícím stálou kontrolu potřebného prostředí.

Když tlak nebo koncentrace inertního plynu v plynné fázi se snižují pod zadanou hodnotu, musí

kontrolní zařízení dávat do kormidelny světelný a zvukový signál. Když v kormidelně není nikdo přítomen, poplašný signál musí, mimo to, být k dispozici v místě, kde je přítomen jeden ze členů posádky.

### **9.3.3.19 (Vyhrazeno)**

### **9.3.3.20 Zařízení kofrdamů**

9.3.3.20.1 Kofrdamy nebo oddělení kofrdamů, které zůstaly po vybavení služebního prostoru v souladu s 9.3.3.11.6, musí být přístupny přes vstupní otvor.

9.3.3.20.2 Musí být možné, pomocí čerpadla kofrdamy naplnit vodou a vodu zase odčerpat. Naplnění musí proběhnout během 30 minut. Tyto požadavky nejsou zapotřebí, jestliže přepážka mezi strojovnou a kofrdamem je opatřena protipožární izolací podle „A-60“ podle SOLAS 74, kapitola II-2, pravidlo 3, nebo pokud je kofrdam zřízen jako provoní prostor.

Kofrdamy nesmějí být vybaveny napouštěcím ventilem.

9.3.3.20.3 Kofrdamy nesmí být spojeny pevným potrubím s jiným potrubím na plavidle, které je umístěno mimo oblast nákladu.

9.3.3.20.4 Pokud bude seznam látek pro plavidlo podle 1.16.1.2.5 zahrnovat látky, které vyžadují zajištění proti explozi v souladu se sloupcem (17) tabulky C kapitoly 3.2, musí být větrací otvory kofrdamů vybaveny pojistkou proti prošlehnutí plamene, která je schopná odolat deflagraci. Pojistky proti prošlehnutí plamene musí být voleny podle skupin/podskupin výbušnosti látek, které mají být zahrnuty do seznamu látek na nádobě (viz sloupec (16) tabulky C kapitoly 3.2).

9.3.3.20.5 9.3.3.20.2 výše se nevztahuje na kalové člny a zásobovací plavidla.

### **9.3.3.21 Bezpečnostní a kontrolní zařízení**

9.3.3.21.1 Každý nákladní tank musí být opatřen:

- (a) vnitřní značkou pro stupeň plnění na 97 %;
- (b) přístrojem, který ukazuje úroveň hladiny;
- (c) přístrojem, který upozorňuje na úroveň hladiny nejpozději při naplnění na 90 %;
- (d) čidlem mezní hodnoty, které spustí bezpečnostní pojistku proti přeplnění nejpozději při naplnění na 97,5 %;
- (e) zařízením na měření tlaku plynné fáze v nákladním tanku;
- (f) přístrojem pro měření teploty nákladu, je-li ve sloupci (9) tabulky C kapitoly 3.2 požadováno zařízení pro ohřev nákladu nebo se vyžaduje možnost ohřevu nákladu na palubě, nebo je-li uvedena maximální teplota ve sloupci (20) tabulky C kapitoly 3.2;
- (g) přípojkou pro připojení zařízení pro odběr vzorků uzavřeného nebo částečně uzavřeného typu, a/nebo alespoň jedním otvorem pro odběr vzorků, jak je požadováno ve sloupci (13) tabulky C kapitoly 3.2;

Pokud bude seznam látek pro plavidlo podle 1.16.1.2.5 zahrnovat látky, které vyžadují zajištění proti explozi v souladu se sloupcem (17) tabulky C kapitoly 3.2, musí být pojistka proti zpětnému prošlehnutí plamene v otvoru pro odběr vzorků způsobilá odolat trvalému hoření volena podle skupin/podskupin výbušnosti látek, které mají být zahrnuty do seznamu látek na nádobě (viz sloupec (16) tabulky C kapitoly 3.2).

9.3.3.21.2 Stupeň naplnění v % musí být zjistitelný s přesností na 0,5 %. Vztahuje se na obsah celého nákladního tanku včetně expanzní šachty.

9.3.3.21.3 Přístroj, který ukazuje úroveň hladiny, musí být možné sledovat z místa obsluhy uzavíracích prvků příslušného nákladního tanku. Nejvýše přípustnou hladinu naplnění 95 % a 97 %, uvedenou v seznamu látek, je nutno uvádět na každém ukazateli úrovně.

Hodnoty přetlaku a vakua musí být viditelné v jakoukoliv dobu z toho místa, odkud je možné přerušit nakládku nebo vykládku. Maximálně přípustná hodnota přetlaku nebo vakua musí být vyznačena na každém ukazateli.

Údaje přístrojů musí být viditelné při každých povětrnostních podmínkách.

9.3.3.21.4 Výstražný přístroj úrovně hladiny, který spouští akustický a optický signál, musí být nezávislý na přístroji, který ukazuje úroveň hladiny.



- 9.3.3.21.5 (a) Čidlo mezních hodnot podle odstavce 9.3.3.21.1 (d) spouští akustický a optický signál na palubě plavidla a zároveň aktivuje elektrický kontakt, který v podobě binárního signálu přeruší tok proudu z břehového zařízení a na běhu zavede opatření proti přetečení při nakládce. Signál musí být možné na břeh předat pomocí dvoupólového vodotěsného přístrojového konektoru zařízení, které zapojuje spoje podle normy EN 60309-2:1999+A1:2007+A2:2012 pro stejnosměrný proud 40 až 50 V, barva označení bílá, poloha pomocného nosu šroubu 10 h.
- Zásuvka musí být instalována v bezprostřední blízkosti břehového zapojení nakládacího a vykládacího potrubí na plavidle.
- Čidlo mezních hodnot musí být také schopné vypnout vlastní vykládací čerpadlo.
- Čidlo mezních hodnot musí být nezávislé na přístroji, který upozorňuje na úroveň hladiny, smí však být spojeno s přístrojem, který ukazuje úroveň hladiny.
- (b) Na kalových plavidlech musí čidlo mezní hodnoty podle odstavce 9.3.3.21.1 (d) vyvolat optický a akustický signál a vypnout čerpadlo, které se používá k odsávání vody z nádrží.
- (b) Plavidla pro zásobování pohonnými hmotami a jiná plavidla, která mohou dodávat nutné pro provoz plavidla zásoby, musí být vybavena podle Evropské normy EN 12827:1999 vykládacím systémem a mít rychlouzavírací zařízení, kterým tankování může být přerušeno. Toto rychlouzavírací zařízení musí být uváděno do činnosti pomocí elektrického signálu, který je podáván ze systému, zajišťujícího zamezení přelivu. Elektrické okruhy, uvádějící do činnosti rychlouzavírací zařízení, musí být zajištěno podle principu klidového proudu nebo s pomocí jiných odpovídajících způsobů zjištění chyb. Pracovní funkčnost elektrických okruhů, které nelze řídit na základě principu klidového proudu, musí být lehce kontrolovatelná.
- Musí být zajištěna možnost uvedení do činnosti rychlouzavíracího zařízení, nezávisle od elektrického signálu.
- Rychlouzavírací zařízení musí uvádět do činnosti zvukového a vizuálního signálu na plavidle.
- (d) Během vykládky pomocí čerpadla na plavidle musí být možno čerpadlo vypnout z břehového objektu. K tomuto účelu musí být nezávislé, samo o sobě bezpečné silnoproudé vedení, napájené plavidlem, vypnuto z břehového objektu pomocí elektrického kontaktu.
- Musí být možné přenést binární signál z břehového objektu pomocí vodotěsné dvoupólové zásuvky nebo konektorového zařízení podle normy EN 60309-2:1999+A1:2007+A2:2012, pro stejnosměrný proud 40 až 50 voltů, identifikační barva bílá, poloha pomocného nosu šroubu 10 h.
- Tato zásuvka musí být trvale namontována na plavidle v blízkosti napojení vykládacích potrubí.
- 9.3.3.21.6 Optické a akustické signály přístroje, který upozorňuje na úroveň hladiny, a čidla mezních hodnot se od sebe musí zřetelně odlišovat.
- Optické signály musí být vidět na každém obslužném místě uzavíracích armatur nákladních tanků. Funkce měřicího čidla a elektrického obvodu musí být lehce kontrolovatelná nebo musí stačit provedení "failsafe".
- 9.3.3.21.7 Jestliže tlak nebo teplota překročí stanovenou hodnotu, musí přístroje pro měření podtlaku nebo přetlaku plyné fáze v nákladním tanku nebo teploty nákladním tanku aktivovat optický a akustický poplach v kormidelně a na palubě. Pokud se poplach nevypne, musí být automaticky předán do obytných prostor.
- Jestliže tlak během nakládky a vykládky překročí stanovenou hodnotu, musí přístroj pro měření tlaku pomocí konektoru uvedeného výše v 9.3.3.21.5 okamžitě spustit elektrický kontakt, který spustí opatření k přerušení nakládky nebo vykládky. Pokud se používá vlastní vypouštěcí čerpadlo plavidla, musí být automaticky vypnuto.
- Přístroj pro měření podtlaku nebo přetlaku musí spustit alarm nejpozději v momentě, kdy:
- (c) Když je přetlak roven 1,15 násobku otevíracího tlaku přetlakových ventilů/vysokorychlostních odvzdušňovacích ventilů; nebo
- (d) Je dosaženo spodního prahu hodnoty konstrukčního tlaku podtlakových ventilů, avšak podtlak nepřesahuje 5 kPa (0,05 bar).
- Maximální přípustná teplota je uvedena ve sloupci (20) tabulky C kapitoly 3.2. Čidla pro alarmy uvedené v tomto odstavci mohou být připojeny k poplašnému zařízení čidla.

Je-li to předepsáno ve sloupci (20) tabulky C kapitoly 3.2, musí přístroj pro měření přetlaku plynné fáze v nákladním tanku spustit optický a akustický poplach v kormidelně, pokud přetlak během plavby překročí 40 kPa (0,4 bar). Pokud se poplach nevypne, musí být automaticky předán do obytných prostor; Musí být možné odečítat měřidla v bezprostřední blízkosti ovládacího systému postřikových zařízení.

- 9.3.3.21.8 Pokud se ovládací prvky uzavíracích armatur nákladních tanků nachází v řídícím prostoru, musí být možné odpojení nákladních čerpadel z tohoto místa řízení, údaje ukazatele úrovně musí být viditelné na místě řízení a světelné a zvukové poplašné signály, které podává havarijně-poplachový signál úrovně čidlem vysoké úrovně podle bodu 9.3.3.21.1 (d), a přístroji pro měření tlaku a teploty nákladu, musí být vidět a slyšet na místě řízení a na palubě.

Musí být zajištěn dohled na oblast nákladu z kontrolního prostoru.

- 9.3.3.21.9 Bod 9.3.3.21.1 (e), 9.3.3.21.7 pokud jde o měření tlaku, se nevztahuje na otevřený typ N s pojistkou proti zpětnému šlehnutí plamene a na otevřený typ N.

Bod 9.3.3.21.1 (b), (c) a (g), 9.3.3.21.3 a 9.3.3.21.4 se nevztahuje na sběrná plavidla pro olejový odpad a na zásobovací plavidla.

Pojistka proti prošlehnutí plamene na otvorech pro odběr vzorků se nevyžadují na plavidlech otevřeného typu N.

Body 9.3.3.21.1 (f) a 9.3.3.21.7 se nevztahuje na zásobovací plavidla.

Bod 9.3.3.21.5 (a) se nevztahuje na sběrná plavidla pro olejový odpad.

- 9.3.3.21.10 V případě přepravy chlazených látek se určuje tlak poplachového systému konstrukcí nákladních tanků. V případě přepravy látek, které se musí přepravovat v chlazeném stavu, musí tlak funkčního poplachového systému být vyšší nejméně o 25 kPa (0,25 bar) maximálního tlaku vypočítaného v souladu s 9.3.3.27.

### 9.3.3.22 *Otvory nákladních tanků*

- 9.3.3.22.1 (a) Otvory nákladních tanků se musí nacházet nad palubou plavidla v oblasti nákladu  
(b) Otvory nákladních tanků s příčným průřezem větším než 0,10 m<sup>2</sup> <sup>a</sup> otvory bezpečnostních zařízení, které zabírají nepřipustným přetlakům, se musí nacházet minimálně 0,50 m nad palubou.

- 9.3.3.22.2 Otvory nákladních tanků musí být opatřeny plynotěsnými uzávěry, které vydrží zkušební tlak podle 9.3.3.23.2.

- 9.3.3.22.3 Uzávěry, které se za normálních okolností používají během nakládky a vykládky, nesmí při své činnosti vytvářet žádné jiskry.

- 9.3.3.22.4 Každý nákladní tank nebo skupina nákladních tanků připojených ke společnému odvětrávacímu potrubí musí být vybaven:

Typ N otevřený:

- Zařízením pro prevenci nepřipustného přetlaku nebo podtlaku a musí být navržen tak, aby se zabránilo jakémukoliv hromadění vody a pronikání vody do nákladního tanku.

Typ N otevřený s pojistkou proti průniku plamene:

- Zařízení pro prevenci nepřipustného přetlaku nebo podtlaku, která jsou vybavena zachycovači plamene, které jsou schopné odolat trvalému hoření a jsou zkonstruovány tak, aby se zabránilo jakémukoliv hromadění vody a pronikání vody do nákladního tanku.

Typ N uzavřený:

- (a) Spojení pro bezpečný návrat plynů uvolňovaných při nakládce na břeh;
- (b) Bezpečné zařízení pro uvolnění tlaku pro nákladní tanky, na kterých poloha uzavíracího ventilu zřetelně ukazuje, zda je otevřený nebo zavřený;
- (c) Pojistné ventily pro prevenci nepřijatelného přetlaku nebo podtlaku;  
Otevírací tlak pojistných ventilů musí být na ventilech nesmazatelně vyznačen;
- (d) V případě, že seznam látek na plavidle podle 1.16.1.2.5 bude obsahovat látky, které vyžadují zajištění proti explozi v souladu se sloupcem (17) tabulky C kapitoly 3.2, potom:

- V přípojkce na každý nákladní tanku musí být odvětrávací potrubí vybaveno pojistkou proti prošlehnutí plamene, která je schopna odolat detonaci;
- Podtlakový ventil a zařízení pro bezpečné snižování tlaku pro nákladních tanky musí být bezpečné proti prošlehnutí plamene. Deflagrační bezpečnost může být zajištěna také pojistkou proti prošlehnutí plamene; a
- Zařízení pro uvolnění přetlaku musí být navrženo jako vysokorychlostní větrací ventil, s vývodem plynů směrem nahoru;

Nastavení přetlakových ventilů musí být takové, aby během přepravy nedošlo k vypuštění až do dosažení maximálního přípustného provozního tlaku nákladních tanků;

Systémy autonomní ochrany musí být vybrány podle skupin/podskupin výbuchu látek uvedených v seznamu látek na plavidle (viz sloupec (16) tabulky C kapitoly 3.2).

Jestliže se požaduje, aby vysokorychlostní větrací ventil, podtlakový ventil, pojistka proti prošlehnutí plamene a odvětrávací potrubí byly vyhřívatelné pro přepravu, příslušná bezpečnostní zařízení musí být vhodná pro příslušnou teplotu;

Otevírací tlak přetlakových ventilů, podtlakového ventilu a vysokorychlostního větrací ventilu musí být na ventilech nesmazatelně vyznačeny;

Pokud se uzavírací zařízení má montovat mezi odvětrávací potrubí a nákladní tank, musí být umístěno mezi nákladním tankem a zachycovačem plamene, a každý nákladní tank musí být vybaven pojistnými ventily;

- (e) Vývody zařízení pro uvolňování přetlaku / vysokorychlostních větracích ventilů musí být umístěny ne méně než 2,00 m nad palubou a ve vzdálenosti ne méně než 6,00 m od otvorů obytných prostor, kormidelny a provozních prostor mimo oblast nákladu. Tam, kde není žádné zařízení a kde se neprovádí žádná práce v okruhu 1,00 m okolo výstupu přetlakového ventilu, může být tato výška snížena na 1,00 m. Tato oblast musí být označena jako nebezpečná zóna.

#### 9.3.3.22.5 *Odvětrávací potrubí*

- (a) Pokud jsou ke společnému odvětrávacímu potrubí připojeny dva nebo více nákladní tanky, je dostačující, že je na společném odvětrávacím potrubí nainstalováno zařízení podle 9.3.3.22.4 (pojistné ventily pro prevenci nepřijatelného přetlaku a podtlaku, vysokorychlostní větrací ventil, podtlakový ventil chráněné proti deflagraci, bezpečnostní přetlakové zařízení pro nákladní tanky chráněné proti deflagraci) (viz 7.2.4.16.7);
- (b) Jestliže je každý nákladní tank napojen na vlastní odvětrávací potrubí, každý nákladní tank nebo související odvětrávací potrubí musí být vybaven podle 9.3.3.22.4.

9.3.3.22.6 9.3.3.22.2, a 9.3.3.22.5 neplatí pro typ N otevřená s pojistkami proti průniku plamenů a typ N otevřená.  
9.3.3.22.3 neplatí pro typ N otevřená.

### 9.3.3.23 *Tlaková zkouška*

9.3.3.23.1 Nákladní tanky, zbytkové tanky, kofrdamy, nakládací a vykládací potrubí, s výjimkou sacího potrubí, musí být před uvedením do provozu přezkoušeny a dále pak musí být přezkušovány pravidelně v rámci předepsaných termínů.

Pokud v nákladních tancích existuje ohřevný systém, musí být před uvedením do provozu přezkoušeny hadice topení a potom musí být přezkušovány pravidelně v rámci předepsaných termínů.

9.3.3.23.2 Zkušební tlak nákladních tanků včetně zbytkových musí činit minimálně 1,3násobek provozního tlaku. Zkušební tlak kofrdamů a otevřených nákladních tanků nesmí být nižší 10 kPa (0,10 barů) přetlaku.

9.3.3.23.3 Zkušební tlak nakládacích a vykládacích potrubí musí být minimálně 1000 kPa (10 barů) přetlaku.

9.3.3.23.4 Maximální termín pro opakované zkoušky činí jedenáct let.

9.3.3.23.5 Metoda tlakové zkoušky musí odpovídat předpisům, které byly vydány příslušným orgánem nebo uznávanou klasifikační společností.

### 9.3.3.24 *Regulace tlaku a teploty látek*

9.3.3.24.1 Když celý systém udržení látek není vypočítán pro to, aby vydržel plný efektivní tlak páry nákladu v horních limitech výpočetních teplot okolního prostředí, tak tlak v tancích musí být udržován na úrovni níže maximálně přípustného tlaku činnosti pojistných ventilů za pomoci jednoho nebo více následujících prostředků:

- (a) systém pro regulaci tlaku v nákladních tancích využívající mechanické chlazení;
- (b) systém zajišťující bezpečnost v případě ohřevu nebo zvýšení tlaku nákladu. Izolace nebo výpočetní tlak nákladního tanku, nebo součin těchto dvou hodnot musí být takový, aby zůstávala dostatečná rezerva pevnosti s ohledem na dobu použití a předpokládaných teplot; v každém případě tento systém musí být považován za přijatelný uznanou klasifikační společností a musí zajišťovat bezpečnost v průběhu doby, delší nejméně trojnásobné lhůty doby provozu;
- (c) jiné systémy, které se považují za použitelné uznanou klasifikační společností.

9.3.3.24.2 Systémy předepsané bodem 9.3.3.24.1 musí být vyráběny, instalovány a kontrolovány tak, aby toto uznala klasifikační společnost. Materiály, použité při jejich konstrukci, musí být kompatibilní s přepravovaným nákladem. V normálních podmínkách provozu horní hodnoty vypočtených teplot okolního prostředí musí být:

vzduch: + 30 °C;  
voda: + 20 °C.

9.3.3.24.3 Systém ochrany nákladu musí být schopen snášet plný tlak par nákladu v horních vypočtených mezních teplot okolního prostředí, nezávisle na systému vybraného odpařovacího se plynu. Tento předpis je uveden formou poznámky 37 v sloupci (20) tabulky C kapitoly 3.2

### 9.3.3.25 Čerpadla a rozvody

- 9.3.3.25.1
- (a) Čerpadla a příslušné nakládací a vykládací potrubí se musí nacházet v oblasti nákladu.
  - (b) Nakládací čerpadla musí být možné vypínat z oblasti nákladu a dále z místa mimo tuto oblast.
  - (c) Nakládací čerpadla na palubě musí být umístěna minimálně 6,00 m od přístupů nebo otvorů obytných a provozních prostor, které jsou umístěny mimo oblast nákladu.
- 9.3.3.25.2
- (a) Nakládací a vykládací potrubí musí být nezávislé na jakýchkoliv jiných potrubích na plavidle. Pod palubou, s výjimkou vnitřku nákladních tanků a prostor s čerpadly, nesmí být žádné nakládací a vykládací potrubí.
  - (b) Nakládací a vykládací potrubí musí být uspořádáno tak, aby při nakládce nebo vykládce v nich obsažená kapalina byla bezpečně odstraněna a mohla vtéci zpět buď do nákladních tanků nebo tanků na břehu.
  - (c) Nakládací a vykládací potrubí se od ostatních musí odlišovat, například barevným označením.
  - (d) (Vyhrazeno)
  - (e) Břehové přípojky musí být od přístupů a otvorů obytných a také provozních prostor, ležících v oblasti nákladu, vzdáleny minimálně 6,00 m.
  - (f) Všechny břehové přípojky sběrného plynového potrubí, nakládacích a vykládacích potrubí, kterými se nakládá a vykládá, musí být opatřena uzavírací armaturou a rychlouzavíracím ventilem. Všechny břehové přípojky musí být zaslepeny přírubou, pokud nejsou v provozu.
  - (g) (Vypuštěno)
  - (h) Nakládací a vykládací potrubí a rovněž kolektory pro odplynění nesmí mít ohebná spojení s pohyblivými spojkami.
- 9.3.3.25.3 (Vypuštěno)
- 9.3.3.25.4
- (a) Všechny jednotlivé součásti nakládacích a vykládacích potrubí musí být spojeny elektrickým vodičem s trupem plavidla.
  - (b) Nakládací potrubí musí být přivedeno až k podlaze nákladních tanků.
- 9.3.3.25.5 Musí být patrné, zda uzavírací armatury nebo jiná uzavírací zařízení nakládacích a vykládacích potrubí jsou zavřené nebo otevřené.
- 9.3.3.25.6 Nakládací a vykládací potrubí musí při zkušebním tlaku vykazovat potřebnou elasticitu, nepropustnost a odolnost tlaku při zkušebním tlaku.
- 9.3.3.25.7 Nakládací-vykládací potrubí musí být vybaveno přístroji pro měření tlaku, umístěná na výpusti čerpadel. Úroveň maximálně přípustného přetlaku nebo vakua musí být označen na každém zařízení. Údaje přístrojů musí být viditelné při jakýchkoliv meteorologických podmínkách.

- 9.3.3.25.8 (a) Pokud má být nakládacím a vykládacím systémem vedena voda k mytí tanků nebo balastní voda do nákladních tanků, musí se potřebná zapojení pro sání nacházet v prostoru nákladu, avšak mimo nákladní tanky.

Čerpadla, která slouží systémům k mytí tanků, s příslušnými zapojeními mohou být umístěna mimo oblast nákladu, pokud je tlaková část tohoto systému konstruována takovým způsobem, že tímto potrubím nelze sát.

Pomocí pružinového zpětného ventilu se musí zajistit, aby se plyny nedostaly skrze mycí systém do prostoru mimo oblast nákladu.

- (b) Potrubí, které je určeno pro odsátí vody, musí být na místech spojení s nakládacím potrubím opatřeno zpětným ventilem.

- 9.3.3.25.9 Přípustné míry nakládky a vykládky na tankových plavidlech typu N uzavřené musí být propočteny.

Tyto výpočty se vztahují na maximálně přípustné míry nakládky a vykládky na každý nákladní tank nebo skupiny nákladních tanků, dle dimenzování větracího systému. U těchto propočtů má být zohledněno, že při neočekávaném uzavření plynového zpětného potrubí u zařízení na břehu bezpečnostní zařízení v nákladních tancích zamezí tomu, že tlak v nákladních tancích překročí následně uvedené hodnoty:

přetlak: 1,15 násobek otevíracího tlaku přetlakového ventilu/vysokorychlostního větracího ventilu;

podtlak: ne více než je konstrukční tlak, avšak nejvýše podtlak 5 kPa (0,05 barů).

Zvláště je třeba zohlednit následující faktory:

1. Rozměry větracího systému nákladních tanků;
2. Tvorba plynů během nakládky: tato je zohledněna vynásobením nejvyšší míry nakládky faktorem minimálně 1,25;
3. Hustota směsi par z nákladu, založení na směsi 50 obj.% páry a 50 obj.% vzduchu;
4. Ztráta tlaku ve větracím potrubí a ventilech a fitinkách. Zde se musí počítat se znečištěním ve výši 30 % pojistek proti průniku plamenů;
5. Nastavení přetlaku a podtlaku u bezpečnostních ventilů.

Pokyny týkající se maximálních přípustných nakládacích a vykládacích úrovní pro každý nákladní tank nebo každou skupinu nákladních tanků, musí být na palubě.

- 9.3.3.25.10 Stlačený vzduch produkovaný mimo oblast nákladu může být používán v oblasti nákladu, pokud je nainstalován pružinový zpětný uzávěr, aby se zajistilo, že žádné plyny nemohou uniknout z oblasti nákladu prostřednictvím systému stlačeného vzduchu do obytných prostor, kormidelny nebo provozních prostorů mimo oblast nákladu.

- 9.3.3.25.11 Pokud plavidlo přepravuje více nebezpečných látek, které vzájemně mohou vytvořit nebezpečnou reakci, musí být pro každou látku zvláštní čerpadlo a příslušné nakládací a vykládací potrubí. Potrubí nesmí být vedeno nákladním tankem, který obsahuje nebezpečné látky, se kterými by látka mohla reagovat.

- 9.3.3.25.12 9.3.3.25.1 (a) a (c), 9.3.3.25.2 (a), poslední věta a (e) a 9.3.3.25.4 (a) neplatí pro typ N otevřená, s výjimkou typ N otevřená, které přepravují látky s žíravými vlastnostmi (viz 3.2 tabulka C sloupec (5), nebezpečí 8).

9.3.3.25.4 (b) neplatí pro Typ N otevřená.

9.3.3.25.2 (f), poslední věta 9.3.3.25.2 (g), 9.3.3.25.8 (a), poslední věta a 9.3.3.25.10 neplatí pro kalové čluny a zásobovací plavidla.

9.3.3.25.9 neplatí pro kalové čluny.

9.3.3.25.2 (h) neplatí pro zásobovací plavidla.

**9.3.3.26 Tanky na zbytky nákladu a nádoby na zbytky produktů**

9.3.3.26.1 Jsou-li plavidla vybavena tanky na zbytky produktů nebo nádobami na zbytky produktů, musí být umístěny v oblasti nákladu a musí splňovat ustanovení 9.3.3.26.2 a 9.3.3.26.3. Nádoby na zbytky produktů musí být umístěny pouze v oblasti nákladu na palubě a ne méně než jednu čtvrtinu šířky plavidla od vnějšího pláště.

9.3.3.26.2 Tanky na zbytky produktů musí mít následující vybavení:

V případě otevřeného systému:

- Měřicí otvor;
- Přípojky s uzavíracími armaturami pro potrubí a komplet hadic;
- Zařízení vyrovnávající tlaky.

V případě otevřeného systému s pojistkou proti průniku plamene:

- Měřicí otvor;
- Přípojky s uzavíracími armaturami pro potrubí a komplet hadic;
- Zařízení vyrovnávající tlaky, zabezpečené proti průniku plamene, které je schopno odolávat trvalému hoření.

V případě uzavřeného systému:

(a) Ukazatel úrovně hladiny;

- Přípojky s uzavíracími armaturami pro potrubí a komplet hadic;
- Podtlakový ventil a přetlakový ventil;  
Přetlakový ventil musí být dimenzován tak, aby se během přepravy při normálním provozu neotevřel. Tato podmínka je splněna, když otevírací tlak ventilu splňuje podmínky vyžadované ve sloupci (10) tabulky C kapitoly 3.2 pro přepravovanou látku;

(b) V případě, že seznam látek na plavidle podle 1.16.1.2.5 bude obsahovat látky, které vyžadují zajištění proti explozi v souladu se sloupcem (17) tabulky C kapitoly 3.2, potom pojistný ventil musí být vysokorychlostní větrací ventil a podtlakový ventil musí být deflagračně bezpečný. Deflagrační bezpečnost může být zajištěna také pojistkou proti průniku plamene;

Vysokorychlostní větrací ventil a podtlakový ventil s deflagrační bezpečností musí být vybrán podle skupin/podskupin výbuchu látek uvedených v seznamu látek na plavidle (viz sloupec (16) tabulky C kapitoly 3.2).

Maximální přípustná kapacita je 30 m<sup>3</sup>.

9.3.3.26.3 Nádrže na zbytky produktů musí mít následující vybavení:

- Možnost indikace stupně naplnění;
- Přípojky s uzavíracími armaturami pro potrubí a komplet hadic;

Spojení umožňující bezpečný odvod plynů uvolňovaných během plnění.

9.3.3.26.4 (Vypuštěno)

9.3.3.26.5 9.3.3.26.1, 9.3.3.26.2 (poslední věta) a 9.3.3.26.3 se nevztahuje na kalová plavidla.

**9.3.3.27 Chladicí systém**

9.3.3.27.1 Chladicí systém podle 9.3.3.24.1 (a), musí být z jednoho nebo několika bloků, schopných udržovat tlak a teplotu nákladu na předepsané úrovni při horních hodnotách vypočtené teploty okolního prostředí. Nebude-li zvažován jakýkoliv jiný prostředek pro regulování tlaku a teploty nákladu, který se považuje za dostatečný uznanou klasifikační společností, musí být zvažováno s jedním nebo několika záložními bloky s kapacitou, která je nejméně rovná kapacitě největšího předepsaného bloku. Záložní blok musí obsahovat kompresor, jeho hnací jednotku, jeho řídící zařízení a všechny pomocné mechanismy nutné pro to, aby mu bylo umožněno pracovat nezávisle na blocích, používaných při normálních podmínkách. Musí být zajištěn náhradní výměník tepla pro případ, kdy nadbytečná kapacita normálního výměníku tepla tohoto systému nepředstavuje nejméně 25 % nejvyšší předepsané kapacity. Není nutné uvažovat se zvláštním potrubím.

Náhradní tanky, potrubí a příslušenství musí být izolovány tak, aby v případě výpadku všech systémů si všechny náklad zachovával nejméně v průběhu 52 hodin teplotu nezpůsobující otevření pojistného ventilu.

- 9.3.3.27.2 Pojistná zařízení a spojovací potrubí chladicího systému musí být připojeny k nákladním tankům nad kapalnou fází nákladu, když jsou tanky naplněny do svého maximálního stupně plnění. Musí se nacházet v oblasti plynné fáze, i když náklon plavidla dosahuje 12°.
- 9.3.3.27.3 Když se různé náklady potřebující chlazení, jejichž chemická reakce může být nebezpečnou, přepravují společně, tak je nutno chladicímu systému věnovat zvláštní pozornost s cílem zamezit smíchání nákladu. V případě přepravy těchto nákladů musí být zabezpečeny oddělené chladicí systémy, z nichž každý musí obsahovat plný rezervní blok podle 9.3.3.27.1. Přitom, když se chlazení zajišťuje ne přímým, ale společným systémem a když průtok v tepelných výměnících v žádných předvídatelných situacích nemůže způsobit smíchání nákladu, tak není nutno zvažovat s rozdělenými chladicími bloky pro různé náklady.
- 9.3.3.27.4 Když se různé náklady potřebující chlazení nemohou jeden v druhém vzájemně rozpouštět, za podmínky přepravy tím způsobem, že tlak jejich par se sčítá při smíchání, je nutno systémům chlazení věnovat zvláštní pozornost, aby nedošlo k možnému smíchání nákladů.
- 9.3.3.27.5 V těch případech, kdy chladicí systémy vyžadují pro chlazení vodu, tak musí být podávána v dostatečném množství pomocí čerpadla nebo čerpadel, využívaných výhradně pro tyto účely. Toto čerpadlo nebo tato čerpadla musí mít nejméně dvě potrubí pro nasávání vody, připojené ke dvěma vodním přívodům, jedno na levém boku a jedno na pravém boku. Musí být k dispozici rezervní čerpadlo o dostatečné kapacitě; toto čerpadlo se může rovněž využívat i pro jiné účely s podmínkou, že jeho použití s cílem dodávky vody pro chlazení nepřekáží jiné základní práci.
- 9.3.3.27.6 Chladicí systém může mít jednu z následujících forem:
- (a) Přímý systém: páry nákladu se stlačují, kondenzují a vrací se do nákladního tanku. V případě některých nákladů, uvedených v tabulce C kapitoly 3.2, nesmí se tento systém používat. Tento požadavek je uveden formou poznámky 35 ve sloupci (20) tabulky C kapitoly 3.2.
  - (b) Nepřímý systém: náklad nebo páry nákladu se ochlazují nebo kondenzují za pomoci chladicího média, ale nestlačují se.
  - (c) Smíšený systém: páry nákladu se stlačují a kondenzují v tepelných výměnících náklad/ chladicí médium a vrací se do nákladních tanků. V případě některých nákladů, uvedených v tabulce C kapitoly 3.2, se nesmí tento systém používat. Tento požadavek je uveden formou poznámky 36 ve sloupci (20) tabulky C kapitoly 3.2.
- 9.3.3.27.7 Všechna primární a sekundární chladicí média musí být kompatibilní jeden s druhým a s nákladem, se kterým mohou přijít do styku. Tepelná výměna může probíhat buď v určité vzdálenosti od nákladního tanku nebo za využití chladicího šneku, umístěného uvnitř nebo vně nákladního tanku.
- 9.3.3.27.8 V těch případech, kdy chladicí systém je umístěn v odděleném služebním prostoru, tak tento služební prostor musí odpovídat požadavkům bodu 9.3.3.17.6.
- 9.3.3.27.9 Pro všechny nákladní systémy součinitel prostupu tepla, používaný pro určení udržovací doby (7.2.4.16.16 a 7.2.4.16.17) se určuje výpočtem. Po ukončení stavby plavidla se správnost ukončení výpočtů prověřuje cestou zkoušky pro určení tepelné rovnováhy. Výpočet a zkoušky se provádějí pod dohledem uznané klasifikační společnosti, která dané plavidlo klasifikovala.
- Součinitel prostupu tepla musí být uveden v dokumentu uschovaném na palubě. Součinitel prostupu tepla se prověřuje při každé obnově schvalovacího osvědčení.
- 9.3.3.27.10 Osvědčení vydávané uznanou klasifikační společností potvrzující dodržení předpisů bodů 9.3.3.24.1 až 9.3.3.24.3, 9.3.3.27.1 a 9.3.3.27.4 uvedených výše, musí se předkládat spolu se žádostí o vydání nebo obnovu schvalovacího osvědčení.

### 9.3.3.28 **Postřikové zařízení**

Pokud je v 3.2 tabulka C sloupec (9) postřik, musí být plavidlo v oblasti nákladu na palubě opatřeno postřikovým zařízením, kterým může být paluba nákladních tanků chlazena, aby se bezpečně zamezilo reakci přetlakových ventilů/vysokorychlostních větracích ventilů při 10 kPa nebo jak je nastaveno.

Trysky musí být zapojeny tak, aby se zajistilo plné smočení paluby nákladních tanků resp. aby bezpečně byly sraženy uvolněné plyny.

Zařízení musí být spustitelné z kormidelní a z paluby. Kapacita postřikového zařízení musí být rozložena přinejmenším tak, aby při současném používání všech trysek bylo dosaženo 50 litrů za hodinu na 1 m<sup>2</sup> pokryté palubní plochy v oblasti nákladu.

9.3.3.29

-

9.3.3.30

(Vyhrazeno)

**9.3.3.31 Motory**

- 9.3.3.31.1 Jsou povoleny pouze spalovací motory s palivem s bodem vzplanutí nad 55 °C. Toto ustanovení neplatí pro motory s vnitřním spalováním, které jsou součástí pohonných a pomocných systémů. Tyto systémy musí splňovat požadavky Kapitoly 30 a Přílohy 8, oddílu 1 Evropské normy, která stanoví technické požadavky pro plavidla vnitrozemské plavby (ES-TRIN) ve znění pozdějších předpisů<sup>2</sup>.
- 9.3.3.31.2 Větrací otvory strojoven a sací otvory motorů, jestliže tyto nenasávají vzduch přímo ze strojovny, musí být vzdáleny minimálně 2,00 m od oblasti nákladu.
- 9.3.3.31.3 (Vypuštěno)
- 9.3.3.31.4 (Vypuštěno)
- 9.3.3.31.5 Větrání uzavřených strojoven je třeba provádět tak, aby při venkovní teplotě 20 °C střední teplota strojovny nepřestoupila 40 °C.
- 9.3.3.31.6 9.3.3.31.2 výše neplatí pro kalová plavidla a plavidla pro zásobování pohonnými hmotami.

**9.3.3.32 Palivové tanky**

- 9.3.3.32.1 Dvojitá dna v oblasti nákladních prostor smí být použita jako palivové tanky, pokud je jejich výška minimálně 0,6 m.
- Rozvody paliva a otvory těchto tanků v nákladních prostorech jsou zakázány.
- 9.3.3.32.2 Odvětrávací potrubí všech palivových tanků musí být vyvedeny minimálně 0,50 m nad volnou palubou. Tyto otvory a vývody přepadových trubek, které vedou nad palubou musí být vybaveny ochranným zařízením, které se skládá z mřížky proti prošlehnutí nebo děrované destičky.

**9.3.3.33 (Vyhrazeno)****9.3.3.34 Výfukové potrubí**

- 9.3.3.34.1 Výfukové plyny musí být odváděny výfukovým potrubím vzhůru nebo skrze bok trupu do volného prostoru. Výstupní otvor musí být vzdálen minimálně 2,00 m od otvorů nákladních prostor. Výfuková potrubí z motorů musí být vedena tak, aby se plyny co nejrychleji vzdálily od plavidla. Výfukové potrubí nesmí být umístěno v oblasti nákladu.
- 9.3.3.34.2 Výfuková potrubí musí být opatřena ochranou proti úniku jisker, např. lapačem jisker.
- 9.3.3.34.3 Odstup, předepsaný v odstavci 9.3.3.34.1 neplatí pro kalová plavidla a plavidla pro zásobování pohonnými hmotami.

**9.3.3.35 Zařízení pro drenážování a čerpání balastní vody**

- 9.3.3.35.1 Drenážní čerpadla a čerpadla na balastní vodu pro prostory uvnitř oblasti nákladu musí být instalována v oblasti nákladu.
- To neplatí pro:
- prostory dvojitých boků a dvojitého dna, pokud nemají žádnou společnou stěnu s nákladními tanky;
  - kofrdamy, prostory dvojitých boků a dvojitého dna a úložné prostory, jestliže balastování je prováděno vodním potrubím hasicího zařízení v oblasti nákladu a drenážování je prováděno pomocí ejektorů instalovaných v oblasti nákladu.
- 9.3.3.35.2 Při použití dvojitého dna jako palivového tanku nesmí být tento napojen na drenážní systém.
- 9.3.3.35.3 Pažnice a její vnější přípojka pro sání balastní vody se musí nacházet uvnitř oblasti nákladu, pokud je čerpadlo na zátěžovou vodu umístěno v oblasti nákladu.
- 9.3.3.35.4 Prostor s čerpadly musí být možné v případě nouze drenážovat zařízením v oblasti nákladu, které je na všech ostatních zařízeních nezávislé. Toto drenážní zařízení má být umístěno mimo prostor s čerpadly.

**9.3.3.36 -****9.3.3.39 (Vyhrazeno)**

<sup>2</sup> Jak je přístupná na webových stránkách Comité Européen pour l'Élaboration de Standards dans le Domaine de Navigation Intérieure – CESNI, <https://www.cesni.eu/en/documents/es-trin/>



**9.3.3.40 Hasicí zařízení**

9.3.3.40.1 Plavidlo musí být opatřeno hasicím zařízením. Zařízení musí odpovídat následujícím požadavkům:

- musí být napájeno dvěma na sobě nezávislými požárními nebo balastními čerpadly; jedno z nich musí být vždy připraveno k provozu. Tato čerpadla a rovněž jejich napájení a elektrozařízení se nesmí instalovat ve stejném prostoru;
- musí být zásobeno rozvodem vody, který má minimálně tři otvory pro odběr vody v chráněné oblasti nad palubou. K tomu musí existovat tři odpovídající, dostatečně dlouhé hadice s tryskovými/ rozstřikovacími proudnicemi s minimálním průměrem trysky 12 mm. Alternativně jeden nebo více kompletů hadic může být nahrazen směrovými tryskovými/rozstřikovacími proudnicemi o průměru nejméně 12 mm. Alespoň dvě hadice, které nevycházejí ze stejného zapalovacího hrdla, musí současně dosáhnout na každé místo na palubě v chráněné oblasti. Pomocí pružinového zpětného ventilu musí být zajištěno, aby se hasicím zařízením nedostaly plyny do obytných prostr, kormidelny nebo provozních prostor mimo oblast nákladu ;
- kapacita zařízení musí být stanovena minimálně takovým způsobem, aby při současném použití dvou rozstřikovacích proudnic z každého místa na palubě plavidla byl dosažen dostřik, který odpovídá minimálně šířce plavidla.
- systém dodávky vody musí být schopen uvedení do provozu z kormidelny a z paluby;
- musí být provedena opatření proti zamrznutí hasicích prostředků a hydrantů.

9.3.3.40.2 Vedle toho musí být strojovna, prostor s čerpadly a všechny prostory obsahující podstatné vybavení (ovládací panely, kompresory atd.) pro chladicí zařízení, pokud je, vybaveny trvale zabudovaným hasicím systémem splňujícím následující požadavky:

**9.3.3.40.2.1 Hasiva**

K ochraně prostorů ve strojovnách, kotelnách a prostorech s čerpadly jsou dovoleny jen trvale zabudované hasicí systémy používající následující hasiva:

- (a) CO<sub>2</sub> (oxid uhličitý);
- (b) HFC 227 ea (heptafluorpropan);
- (c) IG-541 (52 % dusíku, 40 % argonu, 8 % oxidu uhličitého);
- (d) FK-5-1-12 (dodekaftor-2-3-metylpentanon);
- (e) (Vyhrazeno);
- (f) K<sub>2</sub>CO<sub>3</sub> (uhličitan draselný).

Jiná hasiva jsou dovolena jen na základě doporučení Administrativního výboru.

**9.3.3.40.2.2 Větrání, odsávání vzduchu**

- (a) Spalovací vzduch potřebný pro spalovací motory zajišťující pohon by se neměl dostat z prostorů chráněných trvale zabudovanými hasicími systémy. Tento požadavek není povinný, pokud má plavidlo dvě nezávislé hlavní strojovny, plynotěsně oddělené, nebo pokud má kromě hlavní strojovny oddělenou strojovnu, v níž je instalován příďový propeler, který může sám zajistit pohon v případě požáru v hlavní strojovně.
- (b) Všechny větrací systémy s nuceným větráním v prostoru, který se má chránit, se musí automaticky vypnout, jakmile se spustí hasicí systém.
- (c) Všechny otvory v prostoru, který se má chránit, umožňující vnikání vzduchu nebo unikání plynu musí být vybaveny prostředky, které je dovolí rychle uzavřít. Musí být jasné, zda jsou otevřené, nebo uzavřené.
- (d) Vzduch unikající z ventilů pro vyrovnávání tlaku tanků s tlakovým vzduchem, instalovaných ve strojovnách, musí být odsát do ovzduší.
- (e) Přetlak nebo podtlak způsobený rozptýlením hasiva nesmí zničit podstatné části prostoru, který se má chránit. Musí být možno zajistit bezpečné vyrovnání tlaku.
- (f) Chráněné prostory musí být opatřeny prostředky pro odsávání hasiva a spalín. Tyto prostředky musí být ovladatelné z míst mimo chráněný prostor a takových, která nemohou být znepřístupněna požárem v těchto prostorech. Jsou-li instalována odsávací zařízení, nesmí být možno je spustit během hašení.

**9.3.3.40.2.3 Požární poplachový systém**

Prostor, který se má chránit, musí být monitorován vhodným požárním poplachovým systémem. Poplachový signál musí být slyšitelný v kormidelně, obytných prostorech a v prostoru, který se má chránit.

**9.3.3.40.2.4 Potrubní systém**

- (a) Hasivo musí být vedeno do prostoru, který se má chránit, a v něm rozváděno pomocí trvalého potrubního systému. Potrubí instalované v prostoru, který se má chránit, a armatury, které jsou jeho součástí, musí být vyrobeny z oceli. Toto neplatí pro spojovací nástavce tanků a kompenzátory, za podmínky, že použité materiály mají rovnocenné ohnivzdorné vlastnosti. Potrubí musí být zvnitřku i zvnějšku chráněno proti korozi.
- (b) Výpustné hubice musí být upraveny tak, aby zajistily rovnoměrné rozptýlení hasiva. Zejména hasivo musí rovněž být aktivní pod podlahou.

**9.3.3.40.2.5 Spouštěcí zařízení**

- (a) Hasicí systémy uváděné do činnosti automaticky nejsou dovoleny.
- (b) Musí být možno uvést hasicí systém do činnosti z vhodného místa nacházejícího se vně prostoru, který se má chránit.
- (c) Spouštěcí zařízení musí být instalována tak, aby mohla být uvedena do činnosti v případě požáru, a tak, aby riziko jejich poruchy v případě požáru nebo výbuchu v prostoru, který se má chránit, bylo zmenšeno na nejmenší možnou míru.

Systémy, které nejsou uváděny do činnosti mechanicky, musí být napájeny ze dvou navzájem nezávislých energetických zdrojů. Tyto energetické zdroje musí být umístěny vně prostoru, který se má chránit. Ovládací vedení umístěné v prostoru, který se má chránit, musí být zkonstruováno tak, aby zůstalo ve funkčním stavu v případě požáru trvajících nejméně 30 minut. Elektrické instalace se považují za vyhovující tomuto požadavku, pokud odpovídají normě IEC 60331-21:1999.

Jsou-li spouštěcí zařízení umístěna tak, že nejsou viditelná, musí být na součásti, která je zakrývá, umístěn symbol „hasicího systému“ o stranách nejméně 10 cm s následujícím nápisem provedeným červenými písmeny na bílém podkladu:

**Hasicí systém**

- (d) Je-li hasicí systém určen k ochraně více prostorů, musí zahrnovat oddělené a jasně označené spouštěcí zařízení pro každý prostor.
- (e) U každého spouštěcího zařízení musí být umístěny pokyny, které musí být jasně viditelné a nesmazatelné. Pokyny musí být v jazyce, který velitel plavidla umí číst a rozumí mu a, pokud tímto jazykem není angličtina, francouzština nebo němčina, musí být v angličtině, francouzštině nebo němčině. Musí obsahovat tyto informace:
  - (i) uvedení hasicího systému do činnosti;
  - (ii) nutnost přesvědčit se, že všechny osoby opustily prostor, který se má chránit;
  - (iii) činnost posádky při zapnutí systému a při příchodu do chráněného prostoru po zapnutí systému nebo naplnění hasivem, zejména s ohledem na možnost přítomnosti nebezpečných látek;
  - (iv) správné chování se posádky v případě, že hasicí systém správně nefunguje.
- (f) V pokynech musí být uvedeno, že se před uvedením hasicího systému do činnosti musí vypnout spalovací motory umístěné v prostoru nebo nasávající vzduch z prostoru, který se má chránit.

**9.3.3.40.2.6 Poplachové zařízení**

- (a) Trvale zabudované hasicí systémy musí být vybaveny slyšitelným a viditelným poplachovým zařízením.
- (b) Poplachové zařízení se musí spustit automaticky, jakmile se hasicí systém uvede poprvé do činnosti. Poplachové zařízení musí fungovat po vhodnou dobu předtím, než dojde k vypuštění hasiva; nesmí být možné je vypnout.
- (c) Poplachové signály musí být jasně viditelné v prostorech, které se mají chránit, a na přístupových místech k nim a musí být zřetelně slyšitelné za provozních podmínek odpovídajících nejvyšší možné hladině hluku. Musí být možno je zřetelně rozlišit od všech ostatních zvuků a vizuálních signálů v prostoru, který se má chránit.
- (d) Zvukové poplachy musí být zřetelně slyšitelné také v přilehlých prostorech se zavřenými spojovacími dveřmi a za provozních podmínek odpovídajících nejvyšší možné hladině hluku.
- (e) Pokud není poplachové zařízení samo o sobě chráněno proti zkratům, přerušeným vodičům a poklesům napětí, musí být možno monitorovat jeho činnost.

- (f) U vstupu do každého prostoru, kam může dosáhnout hasivo, musí být umístěna tabulka s následujícím nápisem provedeným červenými písmeny na bílém podkladu:

**POZOR, HASICÍ SYSTÉM!  
OPUSŤTE TENTO PROSTOR IHNEDE PO ..... (popis) SIGNÁLU!**

**9.3.3.40.2.7** *Tlakové tanky, armatury a potrubí*

- (a) Tlakové tanky, armatury a potrubí musí odpovídat požadavkům příslušného orgánu nebo, pokud nejsou takové požadavky, požadavkům uznané klasifikační společnosti.
- (b) Tlakové tanky musí být instalovány podle pokynů výrobce.
- (c) Tlakové tanky, armatury a potrubí nesmějí být instalovány v obytných prostorech.
- (d) Teplota skříní a úložných prostorů pro tlakové tanky nesmí překročit 50 °C.
- (e) Skříně a úložné prostory na palubě musí být bezpečně uloženy a musí mít odvětrávací otvory umístěny tak, aby v případě, že tlakový tank není plynotěsný, nemohl unikající plyn vniknout do plavidla. Přímé spojení s jinými prostory není dovoleno.

**9.3.3.40.2.8** *Množství hasiva*

Je-li množství hasiva určeno pro více než jeden prostor, nemusí být disponibilní množství hasiva větší, než je množství vyžadované pro největší z takto chráněných prostorů.

**9.3.3.40.2.9** *Instalace, údržba, kontrola a dokumentace*

- (a) Montáž nebo modifikace systému smí být prováděna pouze společností specializovanou na hasicí systémy. Je nutno se řídit pokyny (technický list výrobku, bezpečnostní list) poskytnutými výrobcem hasiva nebo systému.
- (b) Systém musí být podroben inspekci provedené znalcem:
  - (i) před uvedením do provozu;
  - (ii) pokaždé, kdy se uvádí zpět do provozu po své aktivaci;
  - (iii) po každé modifikaci nebo opravě;
  - (iv) pravidelně, nejméně každé dva roky.
- (c) Během inspekce musí znalec zkontrolovat, zda systém odpovídá požadavkům v 9.3.3.40.2.
- (d) Inspekce musí zahrnovat alespoň:
  - (i) vnější kontrolu celého systému;
  - (ii) kontrolu těsnosti potrubí;
  - (iii) kontrolu dobré funkce ovládacích a aktivčních systémů;
  - (iv) kontrolu tlaku a obsahu tanků;
  - (v) kontrolu těsnosti uzavíracích zařízení prostoru, který se má chránit;
  - (vi) kontrolu požárního poplachového systému;
  - (vii) kontrolu poplachového zařízení.
- (e) Osoba provádějící inspekci musí vystavit, podepsat a opatřit datem osvědčení o inspekci.
- (f) V osvědčení o inspekci musí být uveden počet trvale zabudovaných hasicích systémů.

**9.3.3.40.2.10** *Hasicí systém s CO<sub>2</sub>*

Kromě požadavků obsažených v 9.3.3.40.2.1 až 9.3.3.40.2.9 musí hasicí systémy používající jako hasivo CO<sub>2</sub> odpovídat následujícím ustanovením:

- (a) Tanky s CO<sub>2</sub> musí být uloženy v plynotěsném prostoru nebo skříní, které jsou odděleny od jiných prostorů. Dveře takových úložných prostorů a skříní se musí otevírat směrem ven; musí být možno je uzamknout a musí být na vnější straně opatřeny symbolem „Pozor, nebezpečí“, nejméně 5 cm vysokým a „CO<sub>2</sub>“ v téže barvě a téže velikosti;
- (b) Úložné skříně nebo prostory pro tanky s CO<sub>2</sub> umístěné pod palubou musí být přístupné pouze zvenku. Tyto prostory musí mít uměle vytvořený větrací systém s odsávacími kryty a musí být zcela nezávislé na ostatních větracích systémech nacházejících se na plavidle;
- (c) Stupeň plnění tanků s CO<sub>2</sub> nesmí překročit 0,75 kg/l. Pro objem stlačeného CO<sub>2</sub> se bere hodnota 0,56 m<sup>3</sup>/kg;
- (d) Koncentrace CO<sub>2</sub> v prostoru, který se má chránit, nesmí být menší než 40 % celkového objemu prostoru. Toto množství musí být vypuštěno do 120 sekund. Musí být možno kontrolovat, zda probíhá správně rozstřikování;

- (e) Otevírání ventilů tanku a ovládání rozstřikovacího ventilu musí odpovídat dvěma různým operacím;
- (f) Vhodná doba zmíněná v 9.3.2.40.2.6 (b) nesmí být menší než 20 sekund. Spolehlivé zařízení musí zajistit načasování rozstřikování CO<sub>2</sub>.

9.3.3.40.2.11 *Hasicí systém s HFC-227 ea (heptafluoropropanem)*

Kromě požadavků obsažených v 9.3.3.40.2.1 až 9.3.3.40.2.9 musí hasicí systémy používající jako hasivo HFC-227 ea odpovídat následujícím ustanovením:

- (a) Tam, kde je více prostorů s rozdílnými celkovými objemy, musí být každý prostor vybaven svým vlastním hasicím systémem;
- (b) Každý tank obsahující HFC-227 ea, umístěný v prostoru, který se má chránit, musí být vybaven zařízením k zamezení nadměrnému tlaku. Toto zařízení musí zajistit bezpečně rozptýlení obsahu tanku v prostoru, který se má chránit, jestliže je tank zachvácen požárem, když hasicí systém ještě nebyl uveden do provozu;
- (c) Každý tank musí být vybaven zařízením dovolujícím kontrolovat tlak plynu;
- (d) Stupeň plnění tanků nesmí překročit 1,15 kg/l. Pro měrný objem stlačeného HFC-227 ea se bere hodnota 0,1374 m<sup>3</sup>/kg;
- (e) Koncentrace HFC-227 ea v prostoru, který se má chránit, nesmí být menší než 8 % celkového objemu prostoru. Toto množství musí být vypuštěno do 10 sekund;
- (f) Tanky s HFC-227 ea musí být vybaveny zařízením kontroly tlaku, které spustí slyšitelný a viditelný poplach v kormidelně v případě mimořádné ztráty hnacího plynu. Pokud plavidlo nemá kormidelnu, musí být poplach spuštěn vně prostoru, který se má chránit;
- (g) Po vypuštění nesmí koncentrace v prostoru, který se má chránit, překročit 10,5 % (objemu);
- (h) Hasicí systém nesmí zahrnovat hliníkové součásti.

9.3.3.40.2.12 *Hasicí systém s IG-541*

Kromě požadavků obsažených v 9.3.3.40.2.1 až 9.3.2.40.2.9 musí hasicí systémy používající jako hasivo IG-541 odpovídat následujícím ustanovením:

- (a) Tam, kde je více prostorů s rozdílnými celkovými objemy, musí být každý prostor vybaven svým vlastním hasicím systémem;
- (b) Každý tank obsahující IG-541 umístěný v prostoru, který se má chránit, musí být vybaven zařízením k zamezení nadměrnému tlaku. Toto zařízení musí zajistit bezpečně rozptýlení obsahu tanku v prostoru, který se má chránit, jestliže je tank zachvácen požárem, když hasicí systém ještě nebyl uveden do provozu;
- (c) Každý tank musí být vybaven zařízením dovolujícím kontrolovat obsah;
- (d) Plnicí tlak tanků nesmí překročit 200 barů při teplotě +15 °C;
- (e) Koncentrace IG-541 v prostoru, který se má chránit, musí být nejméně 44 % a nejvýše 50 % celkového objemu prostoru. Toto množství musí být vypuštěno do 120 sekund;

9.3.3.40.2.13 *Hasicí systémy používající FK-5-1-12*

Mimo požadavků, uvedených v bodě 9.3.3.40.2.1 – 9.3.3.40.2.9, musí hasicí systémy používající FK-5-1-12 jako hasivo, odpovídat následujícím předpisům:

- (a) Při existenci několika prostor majících různý celkový objem musí každý z nich být vybaven vlastním hasicím systémem;
- (b) Každá nádrž FK-5-1-12 umístěná v chráněném prostoru musí být vybavena zařízením pro zamezení přetlaku. Toto zařízení musí bezpečným způsobem zajišťovat rozptýlení obsahu nádrže v chráněném prostoru v případě, kdy tato nádrž je zasažena ohněm v době, kdy hasicí systém není uveden do činnosti;
- (c) Každá nádrž musí být vybavena zařízením, umožňujícím kontrolu tlaku plynu;
- (d) Úroveň naplnění nádrže nesmí převyšovat 1,00 kg/l. Za specifický objem FK-5-1-12 bez natlakování se považuje jednotka rovná 0,0719 m<sup>3</sup>/kg;
- (e) Objem FK-5-1-12, dáváný do chráněného prostoru, musí dosahovat nejméně 5,5 % celkového objemu daného prostoru. Vypuštění tohoto množství musí být provedeno za 10 sekund;
- (f) Nádrže s FK-5-1-12 musí být vybaveny zařízením pro kontrolu tlaku, dávajícím vizuálně-zvukový havarijní signál v kormidelně pro případ neúměrné ztráty hasiva. Když není kormidelna, tak se musí tento signál dávat zvenčí chráněného prostoru;
- (g) Po rozptýlení nesmí v chráněném prostoru koncentrace přesáhnout 10,0 %.

9.3.3.40.2.14 *(Vyhazeno)*

**9.3.3.40.2.15** *Hasicí systémy používající jako hasivo  $K_2CO_3$ .*

Vedle požadavků uvedených v 9.3.3.40.2.1 až 9.3.3.40.2.3, 9.3.3.40.2.5, 9.3.3.40.2.6, a 9.3.3.40.2.9, musí hasicí systémy používající jako hasivo  $K_2CO_3$  splňovat následující ustanovení:

- (a) Hasicí systém musí být typu schváleného v souladu se Směrnicí 2014/90/EU<sup>3</sup> nebo MSC/Circ. 1270<sup>4</sup>;
- (b) Každá místnost musí být vybavena vlastním hasicím systémem;
- (c) Hasivo musí být uskladněno ve k tomu určených nepřetlakových tancích v chráněném prostoru. Tyto tanky musí být konstruovány tak, aby se hasivo v prostoru rozptýlilo rovnoměrně. Hasivo musí především působit také pod palubními deskami.
- (d) Každý tank je samostatně napojen na spouštěcí zařízení.
- (e) Množství hasiva, které vytváří suchý aerosol musí být v poměru k chráněnému prostoru minimálně 120 g/m<sup>3</sup> čistého objemu tohoto prostoru. Tento čistý objem se počítá podle Směrnice 2014/90/EU<sup>3</sup> nebo podle MSC/Circ. 1270<sup>4</sup>. Musí být možné dodat hasivo do 120 vteřin.

**9.3.3.40.2.16** *Stacionární hasicí systém pro fyzickou ochranu*

K zajištění fyzické ochrany ve strojovnách, kotelnách a prostorech s čerpadly jsou dovoleny stacionární hasicí systémy jen na základě doporučení Administrativního výboru.

**9.3.3.40.3** Dva ruční hasicí přístroje, které jsou předepsány v 8.1.4, se musí nacházet v oblasti nákladu.

**9.3.3.40.4** Hasicí prostředky a množství hasicích prostředků pevně nainstalovaných hasicích přístrojů musí být vhodné a dostatečné pro hašení požárů.

**9.3.3.40.5** 9.3.3.40 a 9.3.3.40.2 neplatí pro kalová plavidla a plavidla pro zásobování pohonnými hmotami.

**9.3.3.41** *Oheň a otevřené světlo*

**9.3.3.41.1** Vyústění komínů se musí nacházet v minimální vzdálenosti 2,00 m od otvorů nákladních prostor. Musí existovat zařízení, která zabrání úniku jisker a průniku vody.

**9.3.3.41.2** Topné, varné a chladicí přístroje nesmí být provozovány ani kapalnými pohonnými hmotami, zkapalněnými plyny, ani pevnými hořlavými hmotami.

Pokud jsou topné přístroje nebo topné kotle umístěny do strojoven nebo do prostor, které jsou pro to zvláště vhodné, smí být provozovány kapalnými pohonnými hmotami, avšak s bodem vzplanutí vyšším než 55 °C.

Varná a chladicí zařízení jsou povolena pouze v obytných prostorech.

**9.3.3.41.3** Jsou povoleny pouze elektrické lampy.

**9.3.3.42** *Zařízení pro ohřev nákladu*

**9.3.3.42.1** Ohřevné kotle, které slouží k ohřevu nákladu, musí být provozovány tekutým palivem s bodem vzplanutí vyšším než 55 °C. Musí být umístěny buď ve strojovně nebo pod palubou mimo oblast nákladu v prostoru, který je přístupný z paluby a ze strojovny.

**9.3.3.42.2** Ohřevná zařízení nákladu musí být provedena tak, aby se v případě netěsnosti nemohl do ohřevného kotle dostat náklad. Ohřevné zařízení nákladu s umělým tahem musí být možné zapálit elektricky.

**9.3.3.42.3** Zařízení pro větrání strojovny musí být vypočítána podle spotřeby vzduchu pro ohřevný kotel.

**9.3.3.42.4** Pokud se ohřevné zařízení nákladu musí používat během nakládky, vykládky nebo odplynování, musí provozní prostor, ve kterém je toto zařízení umístěno, plně odpovídat předpisům 9.3.3.52.3. To neplatí pro větrací otvory systému větrání. Tyto se musí nacházet minimálně 2 m od prostoru s nákladem a 6 m od otvorů nákladního a zbytkového tanku, nakládacích čerpadel na palubě, výstupních otvorů vysokorychlostních ventilů nebo přetlakových ventilů a břehových přípojek nakládacího a vykládacího potrubí a minimálně 2,00 m nad palubou.

Při vykládce látek s bodem vzplanutí 60 °C nebo více, pokud je teplota produktu minimálně 15 K pod bodem vzplanutí, nemusí být dodrženy předpisy podle 9.3.3.52.3.

<sup>3</sup> Úřední věstník Evropské unie č. L 257 z 28.8. 2014, str.146.

<sup>4</sup> Oběžník Mezinárodní námořní organizace MSC/Circ. 1270 a opravy — Revidované pokyny pro schválení stabilních aerosolových hasicích systémů odpovídajících stabilním plynovým hasicím systémům, jak je uvedeno v úmluvě SOLAS 1974, pro strojovny — přijaté 4.6.2008.

**9.3.3.43**

-

**9.3.3.49****(Vyhrazeno)****9.3.3.50****(Vypuštěno)****9.3.3.51****Povrchové teploty zařízení**

- (a) Povrchové teploty elektrických a neelektrických zařízení nesmí překročit 200 °C;
- (b) Povrchové teploty vnějších částí motorů a jejich přívodů vzduchu a výfukových kanálů nesmí překročit 200 °C;
- (c) V případě, že seznam látek na plavidle podle 1.16.1.2.5 bude obsahovat látky, pro které je uvedena teplotní třída T4, T5 nebo T6 ve sloupci (15) tabulky C kapitoly 3.2, potom odpovídající povrchové teploty v přiřazených zónách nesmí překročit 135 °C, (T4), 100 °C (T5) nebo 85 °C (T6), v uvedeném pořadí;
- (d) (a) a (b) se nepoužijí, pokud jsou splněny následující požadavky (viz také 7.2.3.51.4):
  - (i) Obytné prostory, kormidelna a provozní prostory, kde se vyskytují povrchové teploty vyšší, než je uvedeno v (a) a (b), jsou vybaveny větracím systémem podle 9.3.3.12.4 (b); nebo
  - (ii) Zařízení, která vytvářejí povrchové teploty vyšší, než je uvedeno v (a) nebo (b), v tomto pořadí, musí být možno vypnout. Taková zařízení musí být označena červeně;
- (e) Typ plavidel N otevřený musí splňovat pouze požadavky (a), (b) a (d), jestliže plavidlo zůstane v bezprostřední blízkosti nebo v určené zóně u břehu.

**9.3.3.52****Druh a umístění instalace elektrických zařízení a vybavení****9.3.3.52.1**

Elektrické instalace a zařízení musí být minimálně typ „omezené riziko výbuchu“;

Toto ustanovení se neuplatňuje u:

- (a) Instalací osvětlení v obytných prostorech a kormidelně, s výjimkou spínačů umístěných v blízkosti vchodů;
- (b) Mobilních telefonů, pevných telefonních instalací a stacionárních a přenosných počítačů v obytných prostorech nebo kormidelně;
- (c) Elektrické instalace a zařízení která jsou, během pobytu v bezprostřední blízkosti nebo v určené zóně u břehu:
  - (i) Uhašena; nebo
  - (ii) Jsou umístěna v prostorech vybavených větracím systémem podle 9.3.3.12.4;
- (d) Radiotelefonní zařízení a stanice vnitrozemského systému AIS (systémy automatické identifikace) v obytných prostorech a kormidelně, pokud se žádná část antény pro radiotelefonní zařízení nebo stanice AIS nenachází nad nebo do 2,00 m od chráněné oblasti.

**9.3.3.52.2**

V kofrdamech, prostorech s dvojitými boky, dvojitými dny a úložných prostorech jsou povoleny pouze hermeticky uzavřené ozvěnové hloubkoměry, jejichž kabely jsou vedeny silnostostennými ocelovými trubkami s plynotěsnými spoji až k hlavní palubě.

**9.3.3.52.3**

Pevné elektrické instalace a zařízení, která nesplňují požadavky stanovené výše v 9.3.3.51 (a), 9.3.3.51 (b) a 9.3.3.52.1 a jejich spínače, musí být označeny červeně. Odpojení těchto zařízení musí být řízeno z centrálního místa na palubě.

**9.3.3.52.4**

Každá izolovaná distribuční síť musí být vybavena automatickým zařízením s optickým a akustickým signálem pro kontrolu úrovně izolace.

**9.3.3.52.5**

Jsou povoleny pouze distribuční systémy bez zpětného spojení s trupem. Toto ustanovení se neuplatňuje u:

- Aktivní katodické ochrany proti korozi;
- Některých omezených částí instalací umístěných mimo oblast nákladu (např. připojení spouštěčů dieselových motorů);
- Přístroje pro kontrolu úrovně izolace podle 9.3.3.52.4.

- 9.3.3.52.6 Elektrický generátor, který je trvale poháněn motorem a který nesplňuje výše uvedené požadavky bodu 9.3.3.52.1, musí být vybaven vypínačem schopným vypnout generátor. V blízkosti spínače musí být zobrazena informační tabule s návodem k obsluze.
- 9.3.3.52.7 Porucha napájecího zdroje bezpečnostního a kontrolního zařízení musí být okamžitě signalizována optickými a akustickými signály v kormidelně a na palubě. Pokud se poplach nevypne, musí být automaticky předán do obytných prostor.
- 9.3.3.52.8 Elektrické spínače, zásuvky a kabely na palubě musí být chráněny proti mechanickému poškození.
- 9.3.3.52.9 Zásuvky pro připojení signálních světel a osvětlení lávky musí být natrvalo zabudovány v plavidle v blízkosti signálního stožáru nebo lávky. Zásuvky používané v chráněné oblasti musí být provedeny tak, aby nebylo možné připojení nebo odpojení, s výjimkou případů, kdy nejsou pod napětím.
- 9.3.3.52.10 Akumulátory musí být umístěny mimo oblast nákladu.
- 9.3.3.52.11 Typ plavidel N otevřený musí splňovat pouze požadavky 9.3.3.52.1 a 9.3.3.52.3 v případě, že plavidlo zůstane v bezprostřední blízkosti nebo uvnitř pevnině přiřazené zóny.

### **9.3.3.53 *Typ a umístění elektrických a neelektrických instalací a zařízení určených pro použití v oblastech s nebezpečím výbuchu***

- 9.3.3.53.1 Na palubách plavidel, na která se vztahuje rozdělení zón definovaných v 1.2.1, musí elektrická a neelektrická zařízení a zařízení používaná v prostorách s nebezpečím výbuchu splňovat alespoň požadavky pro použití v dané oblasti.

Musí být vybírána na základě skupin/podskupin výbušnosti a teplotních tříd, do nichž patří látky, které mají být přepravovány (viz sloupce (15) a (16) tabulky C kapitoly 3.2).

Pokud bude seznam látek pro plavidlo podle 1.16.1.2.5 zahrnovat látky, pro které jsou ve sloupci (15) tabulky C kapitoly 3.2 uvedeny teplotní třídy T4, T5 nebo T6, pak odpovídající povrchové teploty v rámci přiřazených zón nesmí překročit 135°C (T4), 100°C (T5) nebo 85°C (T6);

Pokud bude seznam látek pro plavidlo podle 1.16.1.2.5 zahrnovat látky, pro které jsou ve sloupci (15) tabulky C kapitoly 3.2 uvedeny teplotní třídy T1 nebo T2, pak odpovídající povrchové teploty v rámci přiřazených zón nesmí překročit 200°C.

- 9.3.3.53.2 S výjimkou optických vláken musí být elektrické kabely v chráněné oblasti pancéřovány nebo umístěny v kovovém plášti nebo v ochranných trubkách.

Elektrické kabely pro aktivní katodickou ochranu obšívky musí být vedeny silnostěnnými ocelovými trubkami s plynotěsnými spoji až k hlavní palubě.

- 9.3.3.53.3 Pohyblivé elektrické kabely jsou v oblasti s rizikem výbuchu, s výjimkou elektrických kabelů pro jiskrově bezpečné elektrické obvody nebo pro připojení:

(a) Signálních pozičních světel a osvětlení lávek, pokud je spojovací bod (například zásuvka) trvale zabudován v plavidle v blízkosti signálního stožáru nebo lávky;

(b) Elektrické sítě na plavidle do pozemní elektrické sítě; pokud:

- Elektrické kabely a napájecí jednotka odpovídají platné normě (například EN 15869-03:2010);
- Jsou napájecí jednotka a konektory umístěny mimo oblast s rizikem výbuchu.

Je připojování a odpojování zásuvek/konektorů možné pouze tehdy, když nejsou pod napětím.

- 9.3.3.53.4 Elektrické kabely jiskrově bezpečných samojisticích obvodů musí být odděleny od ostatních kabelů, které nejsou určeny pro použití v těchto obvodech, a musí být označeny (nesmějí být instalovány společně ve stejném svazku kabelů a nesmí být upevněny stejnými kabelovými svorkami).

- 9.3.3.53.5 Pro pohyblivé elektrické kabely povolené v souladu s 9.3.3.53.5 se smí používat pouze opláštěvané kabely typu H07RN-F-F v souladu s RN IEC-60245-4:2011<sup>5</sup> nebo elektrické kabely přinejmenším srovnatelného provedení s vodiči o průřezu minimálně 1,50 mm<sup>2</sup>.

### **9.3.3.54 *Uzemnění***

- 9.3.3.54.1 Kovové části elektrických instalací a zařízení v oblasti nákladu, které nejsou pod napětím, jakož i ochranné kovové trubky nebo kovové pláště kabelů v normálním provozu musí být uzemněny, pokud nejsou provedeny tak, aby byly automaticky uzemněny spojením s kovovou konstrukcí plavidla.

<sup>5</sup> Identická s EN 50525-2-21: 2011.

- 9.3.3.54.2 Ustanovení bodu 9.3.3.54.1 platí také pro instalace s napětím menším než 50 V.  
 9.3.3.54.3 Nezávislé nákladní tanky, kovové IBC a cisternové kontejnery musí být uzemněny.  
 9.3.3.54.4 Nádoby na zbytkové produkty musí být možné uzemnit.

**9.3.3.55** *(Vyhrazeno)*

**9.3.3.56** *(Vypuštěno)*

**9.3.3.57** -

**9.3.3.59** *(Vyhrazeno)*

### **9.3.3.60 Zvláštní vybavení**

Plavidlo musí být vybaveno sprchou a lázní pro oči a obličej na místě, které je přímo přístupné z oblasti nákladu. Voda musí odpovídat kvalitě pitné vody na palubě.

**POZNÁMKA:** Jsou povoleny další dekontaminační látky, aby se zabránilo poškození očí a kůže.

Je povoleno připojení tohoto speciálního zařízení s oblasti mimo oblast nákladu.

Musí být instalován pružinový zpětný ventil, který zabrání unikání plynů mimo oblast nákladu sprchou a systémem oční a obličejové lázně.

### **9.3.3.61 Ustanovení 9.3.3.60 neplatí pro kalová plavidla a zásobovací plavidla.**

### **9.3.3.62 Ventil pro odplynování do přijímacích sběrných zařízení**

Na potrubí, které slouží k odvádění vzduchu, musí být instalován pevný nebo přenosný pružinový nízkotlaký ventil používaný při odplynování do přijímacích sběrných zařízení. Pokud seznam látek pro plavidlo podle 1.16.1.2.5 obsahuje látky, u nichž se požaduje zajištění proti explozi podle sloupce (17) tabulky C kapitoly 3.2, musí být tento ventil vybaven pojistkou proti prošlehnutí plamene, která je schopna odolat deflagraci. Pokud neprobíhá odplynování plavidla do přijímacího sběrného zařízení, musí být ventil uzavřen slepou přírubou. Nízkotlaký ventil musí být instalován tak, aby za jiných normálních pracovních podmínek nebyl vakuový ventil aktivován.

**POZNÁMKA:** Odplynování je součástí normálních pracovních podmínek.

**9.3.3.63** -

**9.3.3.70** *(Vyhrazeno)*

### **9.3.3.71 Vstup na plavidlo**

Tabule označující zákaz vstupu podle 8.3.3 musí být dobře viditelné z obou boků plavidla.

**9.3.3.72** -

**9.3.3.73** *(Vyhrazeno)*

### **9.3.3.74 Zákaz kouření, zákaz ohně a otevřeného světla**

9.3.3.74.1 Tabule označující zákaz kouření podle 8.3.4 musí být dobře viditelné z obou boků plavidla.

9.3.3.74.2 V blízkosti vstupu do míst, kde kouření nebo používání ohně nebo otevřeného osvětlení není vždy zakázáno, musí být umístěny upozorňující tabule, které udávají okolnosti, za kterých tento zákaz platí.

9.3.3.74.3 V obytných prostorech a kormidelně musí být v blízkosti každého východu umístěn popelník.

**9.3.3.75** -

**9.3.3.91** *(Vyhrazeno)*

**9.3.3.92 Na tankových plavidlech zmíněných v 9.3.3.11.7 musí mít prostory, jejichž vchody nebo východy by mohly být v poškozeném stavu pravděpodobně částečně nebo úplně zanořeny, nouzový východ, který je situován nejméně 0,10 m nad rovinou ponoru. Tento požadavek se nevztahuje na přední a zadní kolizní prostor.**

**9.3.3.93** -

**9.3.3.99** *(Vyhrazeno)*



## 9.3.4 Alternativní varianty stavby

### 9.3.4.1 Obecná ustanovení

9.3.4.1.1 Maximální přípustný objem a délka nákladního tanku podle bodů 9.3.1.11.1, 9.3.2.11.1 a 9.3.3.11.1 může být zvýšen a minimální vzdálenost v souladu s body 9.3.1.11.2 a) a 9.3.2.11.7 se nemusí dodržovat, když se plní ustanovení této části. Kapacita nákladního tanku nesmí přesáhnout 1000 m<sup>3</sup>.

9.3.4.1.2 Tanková plavidla, u kterých je maximálně přípustná kapacita nákladních tanků přesáhnuta nebo vzdálenost mezi bočními stěnami a nákladními tanky je menší než vyžadovaná, musí být chráněny s pomocí vyšší hodnoty pevnosti boční konstrukce před nárazy. Toto se musí prokázat cestou porovnání rizika, spojeného s využitím obyčejné konstrukce (původní konstrukce), která odpovídá Pravidlům ADN, s rizikem, spojeným s využitím konstrukce odolné proti úderům (alternativní konstrukce).

9.3.4.1.3 Když riziko, spojené s využitím konstrukce odolnější proti úderům se rovná riziku, spojeným s využitím obyčejné konstrukce nebo je menší, prokáže se tím ekvivalentní nebo vyšší úroveň bezpečnosti. Ekvivalentní nebo vyšší úroveň bezpečnosti se musí prokazovat v souladu s pododdílem 9.3.4.3.

9.3.4.1.4 Když je plavidlo postavené v souladu s ustanoveními této části, musí uznaná klasifikační společnost doložené potvrdit použití postupu při výpočtu v souladu s pododdílem 9.3.4.3 a předložit své závěry kompetentnímu orgánu ke schválení.

Kompetentní orgán si může vyžádat doplňující výpočty a důkazy.

9.3.4.1.5 Kompetentní orgán musí zahrnout tuto variantu stavby do schvalovacího osvědčení v souladu s částí 8.6.1.

### 9.3.4.2 Postup

9.3.4.2.1 Hlavními parametry jsou pravděpodobnost proražení nákladního tanku v důsledku nárazu a plocha okolo plavidla v důsledku toho nákladem znečištěná plocha okolo plavidla. Pro popis rizika se využívá následný vzorec:

$$R = P \cdot C$$

kde: R riziko [m<sup>2</sup>]

P pravděpodobnost proražení nákladního tanku [ ]

C důsledek (rozsah poškození) proražením nákladního tanku [m<sup>2</sup>].

9.3.4.2.2 Pravděpodobnost *P* proražení nákladního tanku závisí od pravděpodobného rozdělení energie, uvolněné plavidly, která se mohou srazit s tankerem, a způsobilosti plavidla, kterému je náraz způsoben, pohltit tuto energii bez poničení nákladního tanku. Snížení této pravděpodobnosti se může dosáhnout za pomoci boční konstrukce s vyšší odolností proti nárazům.

Důsledek *C* rozlitého nákladu po proražení nákladního tanku se vyjádří jako plocha znečištěného úseku okolo plavidla, kterému byl náraz způsoben.

9.3.4.2.3 Postup podle pododdílu 9.3.4.3 popisuje, jakým způsobem je třeba vypočítat pravděpodobnost poničení tanků a jakým způsobem je třeba určovat způsobilost bočních konstrukcí plavidla pohlcovat energii, vytvářenou při nárazu a zvýšení následků.

### 9.3.4.3 Postup při výpočtu

9.3.4.3.1 Postup při výpočtu se skládá ze 13 hlavních etap. Výpočty v etapách 2-10 se musí provádět jak pro úvodní konstrukci, tak i pro konstrukci odolnou vůči úderům. V následující tabulce jsou uvedeny výpočty vyrovnané pravděpodobnosti proražení nákladního tanku:

A	B	C	D	E	F	G	H	I	J	K	L	M	N	O
							F x G			I x J			L x M	
Určení místa nárazu při kolizi a příslušné váhové koeficienty, scéna kolize I														
	Loc1	Metody konečných prvků	Eloc1	Vypočítat pravděpodobnost s CPDF 50%	P50%	wf 50%	Pw50%							
				Vypočítat pravděpodobnost s CPDF 66%	P66%	wf 66%	Pw66%							
				Vypočítat pravděpodobnost s CPDF 100%	P100%	wf 100%	Pw100%							
						wf 100%	sum	Ploc1	wfloc1	Pwloc1				
	→													
	Loci	Metody konečných prvků	Eloci	Vypočítat pravděpodobnost s CPDF 50%	P50%	wf 50%	Pw50%							
				Vypočítat pravděpodobnost s CPDF 66%	P66%	wf 66%	Pw66%							
				Vypočítat pravděpodobnost s CPDF 100%	P100%	wf 100%	Pw100%							
						wf 100%	sum	Ploci	wfloci	Pwloci				
	→													
	Locn	Metody konečných prvků	Elocn	Vypočítat pravděpodobnost s CPDF 50%	P50%	wf 50%	Pw50%							

[illegible]

CPDF:kumulativní funkce hustoty pravděpodobnosti

## 9.3.4.3.1.1 1. etapa

Mimo alternativní konstrukci, používanou pro nákladní tanky, jejichž objem přesahuje nejvýše přípustný nebo předpokládá zmenšenou vzdálenost mezi boční stěnou a nákladním tankem a boční konstrukcí odolnější proti nárazům, je nutno rozpracovat výchozí konstrukci s minimálně shodnými rozměry (délka, šířka, výška, výtlač). Tato výchozí konstrukce musí splňovat požadavky podle částí 9.3.1 (typ G), 9.3.2 (typ C) nebo 9.3.3 (typ N) a odpovídat minimálním požadavkům stanovených uznanou klasifikační společností.

## 9.3.4.3.1.2 2. etapa

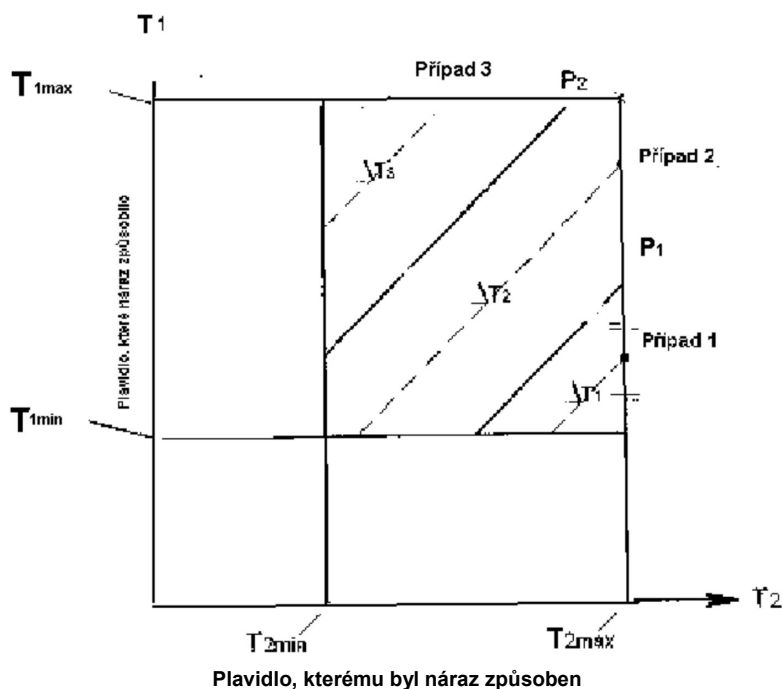
9.3.4.3.1.2.1 Je nutno určit příslušná typická místa nárazu při kolizi ( $i = 1$ ), V tabulce v bodě 9.3.4.3.1 je uveden obecný příklad, kdy je počet „n“ typických míst nárazu.

Počet typických míst nárazu závisí od konstrukce plavidla. Výběr míst nárazu musí být schválen uznanou klasifikační společností.

9.3.4.3.1.2.2 Místo nárazu ve vertikálním směru

9.3.4.3.1.2.2.1 Tanková plavidla typu C a N

9.3.4.3.1.2.2.1.1 Určení míst nárazu ve vertikálním směru závisí od rozdílů v ponoru mezi plavidlem, které způsobilo náraz a plavidlem, kterému byl náraz způsoben a které jsou omezeny hodnotami maximálního a minimálního ponoru obou plavidel a konstrukcí plavidla, kterému byl náraz způsoben. Graficky to lze vyjádřit formou obdélníkové zóny vytvořené hodnotami maximálního a minimálního ponoru jak plavidla, které náraz způsobilo, tak i plavidla, kterému byl náraz způsoben (viz uvedený obrázek).

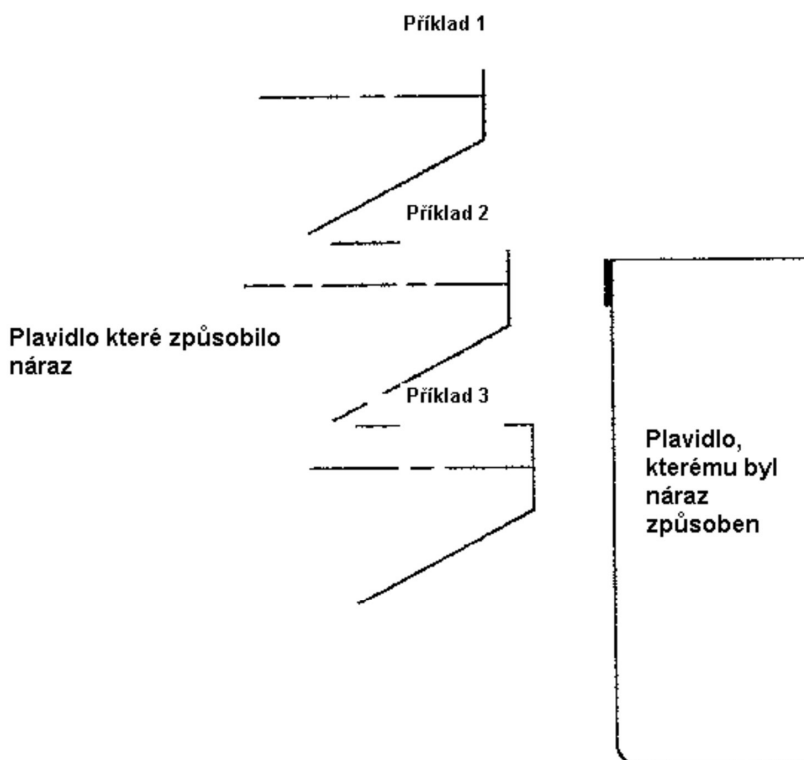


Určení míst nárazu ve vertikálním směru

9.3.4.3.1.2.2.1.2 Každý bod v této zóně představuje možnou kombinaci hodnot ponoru.  $T_{1max}$  – maximální ponor a  $T_{1min}$  – minimální ponor plavidla, které náraz způsobilo, a  $T_{2max}$  a  $T_{2min}$  – příslušný maximální a minimální ponor plavidla, kterému byl náraz způsoben. Každá kombinace hodnot ponoru má stejnou pravděpodobnost.

9.3.4.3.1.2.2.1.3 Body, které leží na každé šikmé linii, která je zobrazena na kresbě v bodě 9.3.4.1.2.2.1.1 ukazují jeden a ten samý rozdíl v ponoru. Každá z těchto linií uvádí místo nárazu ve vertikálním směru. Na příkladu

uvedeném v kresbě v bodě 9.3.4.3.1.2.2.1.1 jsou určena tři místa nárazu ve vertikálním směru, ukázaná jako tři zóny. P1 – bod ve kterém spodní hrana vertikální části přídě tlačného člunu nebo přídě plavidla se žebry tvaru V naráží na úroveň paluby plavidla, kterému je úder způsoben. Trojúhelníková zóna odpovídající případu nárazu je ohraničená bodem P1. Odpovídá místu nárazu ve vertikálním směru „náraz na úroveň paluby“. Trojúhelníková vrchní levá zóna obdélníku odpovídá místu nárazu ve vertikálním směru „náraz níže paluby“. Trojúhelníková vrchní levá zóna odpovídá místu nárazu ve vertikálním směru „náraz níže paluby“. Pro výpočty nárazu se musí použít rozdíl v ponoru  $\Delta T_i$ , kde  $i = 1, 2, 3$  (viz následující obrázek).



### Příklad míst nárazu ve vertikální situaci

9.3.4.3.1.2.2.1.4 Pro výpočet hodnot energie nárazu se musí použít nejvyšší hodnota hmoty jak plavidla způsobující náraz, tak i plavidla, kterému je náraz způsoben (nejvyšší bod na každé příslušné diagonále  $\Delta T_i$ ).

9.3.4.3.1.2.2.1.5 V závislosti od konstrukce plavidla může uznaná klasifikační společnost vyžadovat určení doplňujícího místa nárazu.

9.3.4.3.1.2.2.2 *Tanková plavidla typu G*

Pro tanková plavidla typu G se předpokládá pouze náraz na úroveň poloviny výšky tanku. Uznaná klasifikační společnost může vyžadovat určení doplňujícího místa nárazu v jiných výškách. Toto musí být odsouhlaseno s uznanou klasifikační společností.

9.3.4.3.1.2.3 Místa nárazu v podélném směru

9.3.4.3.1.2.3.1 *Tanková plavidla typu C a N*

Nutno uvažovat nejméně se třemi následujícími typickými místy nárazu v podélném směru:

- do přepážky,
- mezi rámovými žebry a
- do rámových žeber.

#### 9.3.4.3.1.2.3.2 Tanková plavidla typu G

Pro tanková plavidla typu G nutno uvažovat nejméně se třemi následujícími typickými místy nárazu v podélném směru:

- do konce nákladní nádrže,
- mezi rámovými žebry a
- do rámových žeber.

#### 9.3.4.3.1.2.4 Počet míst nárazu

#### 9.3.4.3.1.2.4.1 Tanková plavidla typu C a N

V příkladu uvedeném v bodech 9.3.4.3.1.2.2.1.3 a 9.3.4.3.1.2.3.1, dává kombinace míst nárazu ve vertikálním i podélném směru následující výsledek:  $3 \cdot 3 = 9$  míst nárazu.

#### 9.3.4.3.1.2.4.2 Tanková plavidla typu G

V příkladu uvedeném v bodech 9.3.4.3.1.2.2.2 a 9.3.4.3.1.2.3.2 dává kombinace míst nárazu ve vertikálním i podélném směru následující výsledek:  $1 \cdot 3 = 3$  místa nárazu.

#### 9.3.4.3.1.2.4.3 Doplňující sledování tankových plavidel typu G, C a N s vloženými nákladními tanky

Pro důkaz toho, že opory tanků a zařízení omezující plavbyschopnost nezpůsobují předčasné roztržení tanku, musí se provádět doplňující výpočty. Doplňující místa nárazu se musí odsouhlasit s uznanou klasifikační společností.

#### 9.3.4.3.1.3 3.etapa

#### 9.3.4.3.1.3.1 Pro každé typické místo nárazu se určuje váhový koeficient, ukazující relativní pravděpodobnost toho, že náraz bude způsoben v tom typickém místě. V tabulce v bodě 9.3.4.3.1 tyto koeficienty jsou označeny jako $w_{floc(i)}$ (sloupec J). Předpokládaná hodnota musí být odsouhlasena s uznanou klasifikační společností.

Váhový koeficient pro každé místo nárazu je výsledkem vynásobení koeficientu pro místo nárazu ve vertikálním směru s koeficientem pro místo nárazu v podélném směru.

#### 9.3.4.3.1.3.2 Místo nárazu ve vertikálním směru

#### 9.3.4.3.1.3.2.1 Tanková plavidla typu C a N

Váhové koeficienty pro různá místa nárazu ve vertikálním směru se určují v každém případě jako vztah mezi dílčí zónou pro příslušný případ nárazu a obecnou plochou obdélníku, jak ukazuje kresba v bodě 9.3.4.3.1.2.2.1.1.

Například pro případ nárazu (viz nákres v bodě 9.3.4.3.1.2.2.1.3) váhový koeficient se rovná poměru mezi trojúhelníkovou spodní pravou zónou obdélníku a zónou obdélníku mezi minimální a maximální hodnotou ponoru plavidla způsobujícího náraz a plavidla, kterému byl náraz způsoben.

#### 9.3.4.3.1.3.2.2 Tanková plavidla typu G

Váhový koeficient směru se rovná 1,0, když se předpokládá pouze jedno místo nárazu. V případě, když uznaná klasifikační společnost požaduje určit doplňující místa nárazu, to váhový koeficient musí být určen shodně se způsobem stanoveným pro tanková plavidla typu C a N.

#### 9.3.4.3.1.3.3 Místo nárazu v podélném směru

#### 9.3.4.3.1.3.3.1 Tanková plavidla typu C a N

Váhový koeficient pro každé místo nárazu v podélném směru se rovná poměru mezi „výpočetní délkou úseku“ a délkou tanku.

Výpočetní délka úseku se vypočítá takto:

- (a) náraz do přepážky:  
 $0,2 \cdot$  vzdálenost mezi rámovým žebrem a přepážkou, ale ne více 450 mm;
- (b) náraz do žebrovaného rámu:  
součet dvou součinitelů:  $0,2 \cdot$  vzdálenost mezi rámovými žebry, umístěnými od žebra směrem k zádi, ale ne více 450 mm, a

- (c) náraz mezi rámovými žebry;  
délka nákladního tanku, s výčtem délky spojené s „nárazem do přepážky“ a délky, spojené s „nárazem do rámového žebra“.

#### 9.3.4.3.1.3.3.2 Tanková plavidla typu G

Váhový koeficient pro každé místo nárazu v podélném směru se rovná podílu mezi „vypočtenou délkou úseku“ a délkou nákladového prostoru.

Výpočetní délka úseku se vypočítá takto:

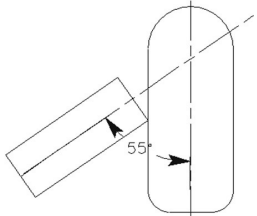
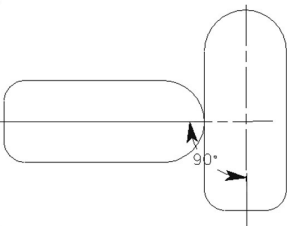
- (a) náraz do podélné strany nákladního tanku:  
vzdálenost mezi přepážkou a začátkem cylindrické části nákladního tanku;
- (b) náraz do rámového žebra:  
součet dvou součinitelů:  $0,2 \cdot$  vzdálenost mezi rámovými žebry, umístěnými od žebra směrem k zádí, ale ne více než 450 m, a;
- (c) náraz mezi rámovými žebry:  
délka nákladního tanku, s výčtem délky spojené s „nárazem do konce nákladního tanku“ a délky spojené s „nárazem do rámového žebra“.

#### 9.3.4.3.1.4 4. etapa

9.3.4.3.1.4.1 Pro každé místo nárazu se vypočítává schopnost pohlcení energie nárazu. Ve vztahu k tomuto je schopnost pohlcení energie nárazu rovná množství energie nárazu, pohlcené konstrukcí plavidla do začátku proražení nákladního tanku (viz tabulka v bodě 9.3.4.3.1 sloupec D: Eloc(i)). S tímto cílem se mísí využít rozbor s pomocí metody konečných částí v souladu s bodem 9.3.4.4.2.

9.3.4.3.1.4.2 Tyto výpočty se musí provádět pro dva scénáře kolizí v souladu s dále uvedenou tabulkou. Scénář kolize I. se analyzuje s použitím formy tvaru příďe tlačného člunu. Scénář kolize II. se analyzuje s použitím tvaru příďe plavidla s žebry formy V. Tyto formy příďe jsou určovány v bodě 9.3.4.4.8.

Tabulka: Koeficienty snížení rychlosti pro scénář I nebo scénář II s váhovými koeficienty

Nejméně příznivý scénář		Příčiny				
		Chyba spojená se špatnou viditelností	Technická závada	Lidská chyba		
		0,50	0,20	0,30		
I		Příd' tlačného člunu, úhel nárazu 55°	0,80	0,66	0,50	1,00
II		Příd' plavidla s žebry tvaru V úhel nárazu 90°	0,20	0,30		1,00

#### 9.3.4.3.1.5 5. etapa

9.3.4.3.1.5.1 Pro každou hodnotu způsobilosti pohlcení energie při kolizi Eloc(i) je nutno připočítat příslušnou pravděpodobnost převýšení, tj. pravděpodobnost proražení nákladního tanku. Pro tento cíl se musí využít dále uvedené vzorce výpočtu složených funkcí pevnosti pravděpodobností (CPDF). Příslušné

koefficienty se musí vzít z tabulky v bodě 9.3.4.3.1.5.6 s ohledem efektivní hmotnosti plavidla, do kterého byl proveden náraz.

$$P_{x\%} = C_1(E_{loc(i)})^3 + C_2(E_{loc(i)})^2 + C_3E_{loc(i)} + C_4$$

kde:  $P_{x\%}$  pravděpodobnost proražení tanku  
 $C_{1-4}$  koeficient převzatý z tabulky 9.3.4.3.1.5.6  
 $E_{loc(i)}$  způsoblost absorbování energie kolize.

9.3.4.3.1.5.2 Efektivní hmotnost se musí rovnat veličině maximálního výtlaku plavidla znásobené koeficientem 1,4. Musí být projednány oba scénáře kolize (bod 9.3.4.3.1.4.2).

9.3.4.3.1.5.3 V případě scénáře Kolize I (příd' tlačného člunu, úhel nárazu 55°) se musí použít tři rovnice CPDF:

CPDF 50% (rychlost=0,5  $V_{max}$ ),  
 CPDF 66% (rychlost=2/3  $V_{max}$ ),  
 CPDF 100% (rychlost=  $V_{max}$ ).

9.3.4.3.1.5.4 V případě scénáře Kolize II (příd' plavidla se žebry tvaru V, úhel nárazu 90°) se musí použít následující rovnice:

CPDF 30% (rychlost=0,3  $V_{max}$ ),  
 CPDF 100% (rychlost=  $V_{max}$ ).

9.3.4.3.1.5.5 V tabulce bodu 9.3.4.3.1 (sloupec F) jsou tyto pravděpodobnosti příslušně označeny jako  $P50\%$ ,  $P66\%$ ,  $P100\%$  a  $P30\%$ ,  $P100\%$ .

9.3.4.3.1.5.6 Tabulka: Koeficienty pro rovnice složených funkcí pevnosti pravděpodobností – CPDF

Efektivní hmotnost plavidla, do kterého byl učiněn náraz (t)	rychlost = 1 x V <sub>max</sub>				pásmo
	koeficienty				
	C <sub>1</sub>	C <sub>2</sub>	C <sub>3</sub>	C <sub>4</sub>	
14000	4.106E-05	-2.507E-03	9.727E-03	9.983E-01	4<E <sub>loc</sub> <39
12000	4.609E-05	-2.761E-03	1.215E-02	9.926E-01	4<E <sub>loc</sub> <36
10000	5.327E-05	-3.125E-03	1.569E-02	9.839E-01	4<E <sub>loc</sub> <33
8000	6.458E-05	-3.691E-03	2.108E-02	9.715E-01	4<E <sub>loc</sub> <31
6000	7.902E-05	-4.431E-03	2.719E-02	9.590E-01	4<E <sub>loc</sub> <27
4500	8.823E-05	-5.152E-03	3.285E-02	9.482E-01	4<E <sub>loc</sub> <24
3000	2.144E-05	-4.607E-03	2.921E-02	9.555E-01	2<E <sub>loc</sub> <19
1500	- 2.071E-03	2.704E-02	-1.245E-01	1.169E+00	2<E <sub>loc</sub> <12

Efektivní hmotnost plavidla, do kterého byl učiněn náraz (t)	rychlost = 0.66 x V <sub>max</sub>				pásmo
	koeficienty				
	C <sub>1</sub>	C <sub>2</sub>	C <sub>3</sub>	C <sub>4</sub>	
14000	4.638E-04	-1.254E-02	2.041E-02	1.000E+00	2<E <sub>loc</sub> <17
12000	5.377E-04	-1.427E-02	2.897E-02	9.908E-01	2<E <sub>loc</sub> <17
10000	6.262E-04	-1.631E-02	3.849E-02	9.805E-01	2<E <sub>loc</sub> <15
8000	7.363E-04	-1.861E-02	4.646E-02	9.729E-01	2<E <sub>loc</sub> <13
6000	9.115E-04	-2.269E-02	6.285E-02	9.573E-01	2<E <sub>loc</sub> <12
4500	1.071E-03	-2.705E-02	7.738E-02	9.455E-01	1<E <sub>loc</sub> <11
3000	-1.709E-05	-1.952E-02	5.123E-02	9.682E-01	1<E <sub>loc</sub> <8
1500	-2.479E-02	1.500E-01	-3.218E-01	1.204E+00	1<E <sub>loc</sub> <5



Efektivní hmotnost plavidla, do kterého byl učiněn náraz (t)	rychlost = 0.5 x V <sub>max</sub>				pásmo
	koeficienty				
	C <sub>1</sub>	C <sub>2</sub>	C <sub>3</sub>	C <sub>4</sub>	
14000	2.621E-03	-3.978E-02	3.363E-02	1.000E+00	1<E <sub>loc</sub> <10
12000	2.947E-03	-4.404E-02	4.759E-02	9.932E-01	1<E <sub>loc</sub> <9
10000	3.317E-03	-4.873E-02	5.843E-02	9.878E-01	2<E <sub>loc</sub> <8
8000	3.963E-03	-5.723E-02	7.945E-02	9.739E-01	2<E <sub>loc</sub> <7
6000	5.349E-03	-7.407E-02	1.186E-01	9.517E-01	1<E <sub>loc</sub> <6
4500	6.303E-03	-8.713E-02	1.393E-01	9.440E-01	1<E <sub>loc</sub> <6
3000	2.628E-03	-8.504E-02	1.447E-01	9.408E-01	1<E <sub>loc</sub> <5
1500	-1.566E-01	5.419E-01	-6.348E-01	1.209E+00	1<E <sub>loc</sub> <3

Efektivní hmotnost plavidla, do kterého byl učiněn náraz (t)	rychlost = 0.3 x V <sub>max</sub>				pásmo
	koeficienty				
	C <sub>1</sub>	C <sub>2</sub>	C <sub>3</sub>	C <sub>4</sub>	
14000	5.628E-02	-3.081E-01	1.036E-01	9.991E-01	1<E <sub>loc</sub> <3
12000	5.997E-02	-3.212E-01	1.029E-01	1.002E+00	1<E <sub>loc</sub> <3
10000	7.477E-02	-3.949E-01	1.875E-01	9.816E-01	1<E <sub>loc</sub> <3
8000	1.021E-02	-5.143E-01	2.983E-01	9.593E-01	1<E <sub>loc</sub> <2
6000	9.145E-02	-4.814E-01	2.421E-01	9.694E-01	1<E <sub>loc</sub> <2
4500	1.180E-01	-6.267E-01	3.542E-01	9.521E-01	1<E <sub>loc</sub> <2
3000	7.902E-02	-7.546E-01	5.079E-01	9.218E-01	1<E <sub>loc</sub> <2
1500	-1.031E+00	2.214E-01	1.891E-01	9.554E-01	0.5<E <sub>loc</sub> <1

Pásmo, ve kterém se používá tato rovnice, je uvedeno ve sloupci 6. V případě, kdy hodnota E<sub>loc</sub> je nižší než toto pásmo, pak pravděpodobnost P<sub>x%</sub> = 1,0. V případě, kdy je hodnota vyšší tohoto pásma, potom P<sub>x%</sub> = 0.

## 9.3.4.3.1.6

## 6. etapa

Je nutno spočítat vyrovnané pravděpodobnosti proražení nákladního tanku P<sub>wx%</sub> (tabulka v bodě 9.3.4.3.1 (sloupec H) cestou znásobení každé z pravděpodobností proražení nákladního tanku P<sub>x%</sub> (tabulka v bodě 9.3.4.3.1, sloupec F) váhovými koeficienty wf<sub>x%</sub>, uvedenými v následující tabulce:

Tabulka: Váhové koeficienty pro každou charakteristiku rychlosti kolize

			váhový koeficient
Scénář I	CPDF 50%	wf50%	0.2
	CPDF 66%	wf66%	0.5
	CPDF 100%	wf100%	0.3
Scénář II	CPDF 30%	wf30%	0.7
	CPDF 100%	wf100%	0.3

## 9.3.4.3.1.7

## 7. etapa

Je nutno vypočítat všechna pravděpodobná místa proražení nákladního tanku P<sub>loc(i)</sub> (tabulka v bodě 9.3.4.3.1, sloupec I) podle výsledků bodu 9.3.4.3.1.6 (6. etapa) jako součet všech zvážených pravděpodobností proražení nákladního tanku P<sub>wx%</sub> (tabulka v bodě 9.3.4.3.1, sloupec H) pro každé posuzované místo nárazu.

## 9.3.4.3.1.8

## 8. etapa

V každém případě je nutno vypočítat všechny zvážené pravděpodobnosti proražení nákladního tanku P<sub>wloc(i)</sub> pro oba scénáře kolize cestou znásobení všech pravděpodobností proražení nákladního tanku P<sub>loc(i)</sub> pro každé místo nárazu na váhové koeficienty wf<sub>loc(i)</sub>, odpovídající danému místu nárazu (viz bod 9.3.4.3.1.3 (3. etapa) a tabulka v bodě 9.3.4.3.1, sloupec J).

## 9.3.4.3.1.9

## 9. etapa

Cestou součtu všech zvážených pravděpodobností proražení nákladního tanku P<sub>wloc(i)</sub> je nutno vypočítat všechny specifické scénáře pravděpodobností proražení nákladního tanku P<sub>scen I</sub> a P<sub>scen II</sub> (tabulka v bodě 9.3.4.3.1, sloupec L) jednotlivě pro každý scénář kolize I a II.

## 9.3.4.3.1.10

## 10. etapa

Nakonec je nutno vypočítat zvážený význam výsledné celkové pravděpodobnosti proražení

nákladního tanku  $P_w$  podle dále uvedené rovnice (tabulka v bodě 9.3.4.3.1, sloupec O):

$$P_w = 0,8 \bullet P_{scen I} + 0,2 \bullet P_{scen II}.$$

#### 9.3.4.3.1.11 11. etapa

Výsledná celková pravděpodobnost proražení nákladního tanku  $P_w$  pro alternativní konstrukci se označuje jako  $P_n$ . Výsledná celková pravděpodobnost proražení nákladního tanku  $P_w$  pro výchozí konstrukci se označuje jako  $P_r$ .

#### 9.3.4.3.1.12 12. etapa

9.3.4.3.1.12.1 Je nutno určit vztah ( $C_n/C_r$ ) mezi následky (rozměr poškození)  $C_n$  proražení nákladního tanku alternativní konstrukce a následky  $C_r$  proražení nákladního tanku původní konstrukce podle následujícího vzorce:

$$C_n/C_r = V_n/V_r,$$

Kde:  $C_n/C_r$  je poměr mezi následkem spojeným s alternativní konstrukcí a následkem spojeným s původní konstrukcí,

$V_n$  maximální kapacita největšího nákladního tanku při alternativní konstrukci,

$V_r$  maximální kapacita největšího nákladního tanku při původní konstrukci.

9.3.4.3.1.12.2 Tento vzorec byl získán pro charakteristiku látek, uvedených v následující tabulce:

Tabulka: Charakteristické látky

	UN	Popis
Benzen	1114	Hořlavá kapalina Obalová skupina II Zdraví nebezpečná
Akrylnitril stabilizovaný ACN	1093	Hořlavá kapalina Obalová skupina I Toxická, stabilizovaná
n-Hexan	1208	Hořlavá kapalina Obalová skupina II
Nonan	1920	Hořlavá kapalina Obalová skupina III
Čpavek	1005	Toxický, žíravý plyn Zkapalněný pod tlakem
Propan	1978	Hořlavý plyn Zkapalněný pod tlakem

9.3.4.3.1.12.3 Pro nákladní tanky o kapacitě 380 m<sup>3</sup> – 1000 m<sup>3</sup>, obsahující lehkéžápalné látky, jedovaté a kyselinové tekutiny nebo plyny je nutno vycházet z předpokladu, že zvýšení efektu se nachází v liniové závislosti na zvýšení objemu tanku (koeficient poměru 1,0).

9.3.4.3.1.12.4 Když se látky musí přepravovat tankovými plavidly prověřené v souladu s tímto postupem výpočtu, s předpokladem, že faktor proporcionálnosti mezi celkovou kapacitou nákladního tanku a znečištěnou plochou je vyšší než 1,0, jak se předpokládá v předcházejícím bodě, znečištěná plocha se musí určovat cestou samostatného výpočtu. V tom případě se srovnání musí provádět cestou samostatného výpočtu. V tom případě srovnání popsané v bodě 9.3.4.3.1.13 (13. etapa) se musí provádět s využitím tohoto jiného významu rozměru znečištění plochy.

#### 9.3.4.3.1.13 13. etapa

Na závěr je nutno porovnat poměr  $\frac{P_r}{P_n}$  mezi výslednou celkovou pravděpodobností proražení nákladního při původní konstrukci  $P_r$  a výslednou celkovou pravděpodobností proražení nákladního tanku alternativní konstrukce  $P_n$  v poměru  $\frac{C_n}{C_r}$  mezi následkem spojeným s alternativní konstrukcí a následkem, spojeným s výchozí konstrukcí.

V případě  $\frac{C_n}{C_r} \leq \frac{P_r}{P_n}$  se předávají údaje, uvedené v bodě 9.3.4.1.3 pro alternativní konstrukci.

#### 9.3.4.4 *Určení schopnosti pohlcení energie kolize*

##### 9.3.4.4.1 *Obecná ustanovení*

9.3.4.4.1.1 Určení schopnosti pohlcení energie kolize se musí provádět cestou analýzy metodou konečných – jednotek MKJ. Tato analýza se musí provádět s využitím přijatého konečně-elementárního komplexu (například LS-DYNA<sup>6</sup>, PAM-CRASH<sup>7</sup>, ABAQUS<sup>8</sup> apod.), který umožňuje posuzovat jak geometrické efekty, tak i nelinejní vlivy na materiály. Takový komplex musí rovněž umožňovat realistické modelování proražení.

9.3.4.4.1.2 Skutečně využitý program a úroveň detailizace výpočtů musí být odsouhlasen s uznanou klasifikační společností.

9.3.4.4.2 Vytvoření modelů konečných elementů (modelů KE)

9.3.4.4.2.1 Je především třeba postavit modely KE pro konstrukci vyšší odolnosti proti nárazům a jeden model pro původní konstrukci. Každý model KE musí popisovat všechny plastické deformace, které mohou vzniknout ve všech posuzovaných případech kolize. Modelový sektor plochy nákladního prostoru musí být odsouhlasen s uznanou klasifikační společností.

9.3.4.4.2.2 Na obou koncích modelového sektoru musí všechny tři postupující stupně volnosti být vymezeny. Nakolik ve většině případů kolize nemá obecný průhyb vodorovného ekvivalentního nosníku plavidla význam pro zhodnocení energie plastické deformace, je dostatečné vzít na vědomí pouze polupalubník plavidla. V těchto případech příčný pohyb po diametrální linii (DL) musí být omezen. Po přípravě modelu KE je nutno provést zkušební výpočet kolize, s cílem přesvědčit se o tom, že se nestala jakákoliv plastická deformace v blízkosti boků a stanovených hranic. V opačném případě modelovaný prostor musí být rozšířen.

9.3.4.4.2.3 Úseky konstrukce, zasažené během kolize, musí být modelovány dostatečně detailně, přičemž současně jiné části mohou být modelovány všeobecněji. Řídkost v konečné elementární síti musí být dostatečná pro závěrečný popis lokálních deformací posunu a pro realistickou demonstraci proražení částí.

9.3.4.4.2.4 Výpočet začátku proražení se musí zakládat na kritériích proražení, vycházejících pro používané elementy. Maximální rozměr elementu musí představovat méně než 200 mm na úsecích kolize. Poměr mezi delším a kratším žebrem elementu vnější obšívky nesmí převyšovat 3. V případě vnější obšívky rozměr vnější obšívky rozměr elementu L se určuje jako zvýšená délka obou stran elementu. Vztah mezi délkou elementu a tloušťkou elementu musí být výše 5. Jiné hodnoty musí být odsouhlaseny s uznanou klasifikační společností.

9.3.4.4.2.5 Plátové konstrukce, takové jako vnější obšívka, vnitřní těleso (těleso tanku v případě tankového plavidla pro přepravu plynů), žebra a rovněž stringery (vazníky), mohou být modelovány jako elementy vnější obšívky, a zpevňující žebra – jako trámové elementy. Při modelování se musí zohledňovat výřezy a průchody v úsecích kolize.

9.3.4.4.2.6 Při výpočtu KE se musí použít metoda linie „uzel-segment“ pro varianty kontaktu. Pro tyto cíle musí být následující varianty zapracovány do vzpomínaných komplexů:

- „automatický jednopovrchový kontakt“ do LS-DYNA,
- „samočinnost“ do PAMCRASH a
- analogické typy kontaktu v jiných programech KE.

<sup>6</sup> LSTC, 7374 Las Positas Rd, Livermore, CA 94551, USA Tel: +1 925 245-4500

<sup>7</sup> ESI Group, 8, Rue Christophe Colomb, 75008 Paris, France  
Tel: +33 (0)1 53 65 14 14, Fax: +33 (0)1 53 65 14 12, E-mail: info@esi-group.com

<sup>8</sup> SIMULIA, Rising Sun Mills, 166 Valley Street, Providence, RI 02909-2499 USA

9.3.4.4.3 *Vlastnosti materiálů*

9.3.4.4.3.1 Z důvodu extrémního chování materiálů a konstrukcí při kolizi, přičemž jak s geometrickým, tak i s nelineárním působením na materiály, musí se používat skutečný vztah „napětí-deformace“:

$$\sigma = C \cdot \varepsilon^n,$$

kde

$$n = \ln(1 + A_g),$$

$$C = R_m (e/n)^n,$$

$A_g$  – maximální jednosložková deformace, spojená s hraničním napětím při roztržení  $R_m$ , a  $e$  - přirozená logaritmická konstanta.

9.3.4.4.3.2 Hodnoty  $A_g$  a  $R_m$  se určují cestou trhací zkoušky.

9.3.4.4.3.3 Jsou-li pouze při roztahení hodnoty hraničního napětí  $R_m$ , to pro loďařskou ocel mající hranici nestálosti  $R_{eH}$  ne více než 355 H/mm<sup>2</sup>, musí se použít následující blížká rovnice pro obdržení významu  $A_g$  na základě známé hodnoty  $R_m$  [H/mm<sup>2</sup>]:

$$A_g = \frac{1}{0,24 + 0,01395 * R_m}$$

9.3.4.4.3.4 Když při zahájení výpočtů nejsou údaje o vlastnostech materiálů obdržené v průběhu trhacích zkoušek k dispozici, pak se místo nich musí použít minimální hodnoty  $A_g$  a  $R_m$ , které jsou uvedené v Pravidlech uznané klasifikační společnosti. Pro loďařskou ocel s hranicí nestálosti více než 355 H/mm<sup>2</sup> nebo jiných materiálů, musí být odsouhlaseny s uznávanou klasifikační společností.

9.3.4.4.4 *Kritéria proražení*

9.3.4.4.4.1 První proražení části při rozboru MKE se určuje hodnotou deformace proražení. Když vypočítaný význam deformace, např. efektivní plastické deformace, základní deformace nebo v případě částí vnější obšívky-deformace ve směru tloušťky této části-přesahuje určenou hodnotu deformace proražení, tak tato část musí být vyloučena z modelu KE a energie deformace této části se dále nebude měnit při následných etapách výpočtu.

9.3.4.4.4.2 Pro výpočet deformace proražení se používá následující vzorec:

$$\varepsilon_f(l_e) = \varepsilon_g + \varepsilon_e * \frac{t}{l_e}$$

kde

$\varepsilon_g$  = jednorodá deformace

$\varepsilon_e$  = příčné zúžení

$t$  = tloušťka listu

$l_e$  = délka jednotlivé části.

9.3.4.4.4.3 Hodnoty homogenní deformace a příčného zúžení pro loďařskou ocel, která má hranici nestálosti  $R_{eH}$  nejvýše 355 H/mm<sup>2</sup>, se vezme z následující tabulky:

stav napětí	1-D	2-D
$\varepsilon_g$	0.079	0.056
$\varepsilon_e$	0.76	0.54
typ části	mřížový nosník	vnější obšívka

9.3.4.4.4.4 Jiné hodnoty  $\varepsilon_g$  a  $\varepsilon_e$ , vzaté z měření tloušťky při typických příkladech poškození a v průběhu experimentů se mohou použít se souhlasem uznané klasifikační společnosti.

9.3.4.4.4.5 Uznaná klasifikační společnost může souhlasit s jinými kritériem proražení, když budou doloženy důkazy získané v průběhu příslušných zkoušek.

9.3.4.4.4.6 *Tanková plavidla typu G*

V případě tankového plavidla typu G se kritéria proražení vysokotlakového tanku zakládají na hodnotě, která je ekvivalentní plastické deformaci. V případě použití kritéria proražení musí být použita hodnota odsouhlasena s uznanou klasifikační společností. Hodnoty ekvivalentní plastické deformace, spojená se stlačením, se nezapočítávají.

## 9.3.4.4.5 Výpočet schopnosti absorbovat energii nárazu

## 9.3.4.4.5.1 Schopnost absorbovat energii nárazu je součet vnitřní energie (energie spojená s deformací konstrukčních prvků) a energie tření.

Koeficient tření  $\mu_c$  se určuje jako:

$$\mu_c = FD + (FS - FD) * e^{-DC|v_{rel}|}$$

kde:  $FD = 0,1$

$FS = 0,3$

$DC = 0,01$

$|v_{rel}|$  = relativní rychlost tření.

**POZNÁMKA:** Pro loďařskou ocel se hodnoty stanovují jako výchozí.

## 9.3.4.4.5.2 Křivky síly průrazu, získané v důsledku výpočtu s využitím modelu FE musí být předloženy uznané klasifikační společnosti.

9.3.4.4.5.3 *Tanková plavidla typu G*

## 9.3.4.4.5.3.1 Pro získání celkové schopnosti absorbovat energii v případě tankového plavidla typu G se vypočítává energie absorbovaná v procesu stlačení par při kolizi.

## 9.3.4.4.5.3.2 Energie E, absorbovaná parami, se vypočítává takto:

$$E = \frac{p_1 * V_1 - p_0 * V_0}{1 - \gamma}$$

kde:

$\gamma = 1,4$

(Poznámka: hodnota 1,4 je stanovena jako výchozí veličinou  $c_p/c_v$ , kde v zásadě:

$c_p$  = tepelná jímavost při stálém tlaku [J/(kgK)]

$c_v$  = tepelná jímavost při stálém objemu [J/(kgK)])

$p_0$  = tlak na počátku stlačení [Pa]

$p_1$  = tlak na konci stlačení [Pa]

$V_0$  = objem na počátku stlačení [m<sup>3</sup>]

$V_1$  = objem na konci stlačení [m<sup>3</sup>]

## 9.3.4.4.6 Určení plavidla které náraz způsobilo a přídě, která náraz způsobila

## 9.3.4.4.6.1 Při výpočtu schopnosti absorbovat energii kolize se používají přinejmenším dva typy tvaru přídě plavidla, které náraz způsobilo:

- tvar přídě I: přídě tlačného člunu (viz bod 9.3.4.4.8),
- tvar přídě II: přídě plavidla s žebry tvaru V bez bulby (viz bod 9.3.4.4.8).

## 9.3.4.4.6.2 Nakolik se ve většině případů kolize přídě plavidla způsobujícího náraz deformuje pouze nevýrazně ve srovnání s bočními konstrukcemi plavidla, kterému byl náraz způsoben, tak se přídě způsobující náraz určuje jako pevná. Pouze pro jednotlivé situace, kdy plavidlo, kterému byl náraz způsoben, má mimořádně pevné boční konstrukce ve srovnání s přídě způsobující úder a chování konstrukce plavidla, kterému byl náraz způsoben počítuje vliv plastické deformace přídě způsobující náraz, tak se musí posledně jmenované posuzovat jako deformující. V tom případě konstrukce přídě, způsobující náraz musí být rovněž modelována. Toto musí být odsouhlaseno s uznanou klasifikační společností.

## 9.3.4.4.7 Předpoklady pro případy kolize

Pro případy kolize je nutno vycházet z následujících předpokladů:

- (a) úhel nárazu mezi plavidlem, způsobujícím náraz a plavidlem, kterému byl náraz způsoben, představuje 90° v případě přídě plavidla s žebry tvaru V a 55° v případě přídě tlačného člunu;

- (b) plavidlo, kterému byl náraz způsoben, má nulovou rychlost a plavidlo, které náraz způsobilo, naráží na bok plavidla, kterému je náraz způsoben, se stálou rychlostí 10 m/s.

Rychlost nárazu 10 m/s je přijatou hodnotou použitou v závěrečné elementární analýze.

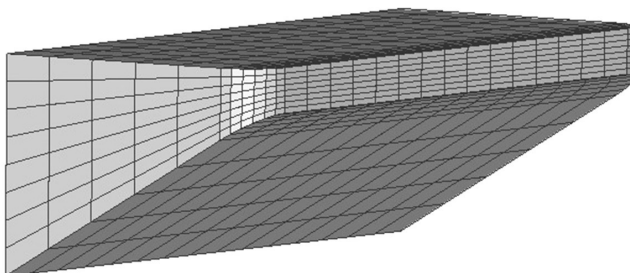
9.3.4.4.8 *Typy tvaru přídě*

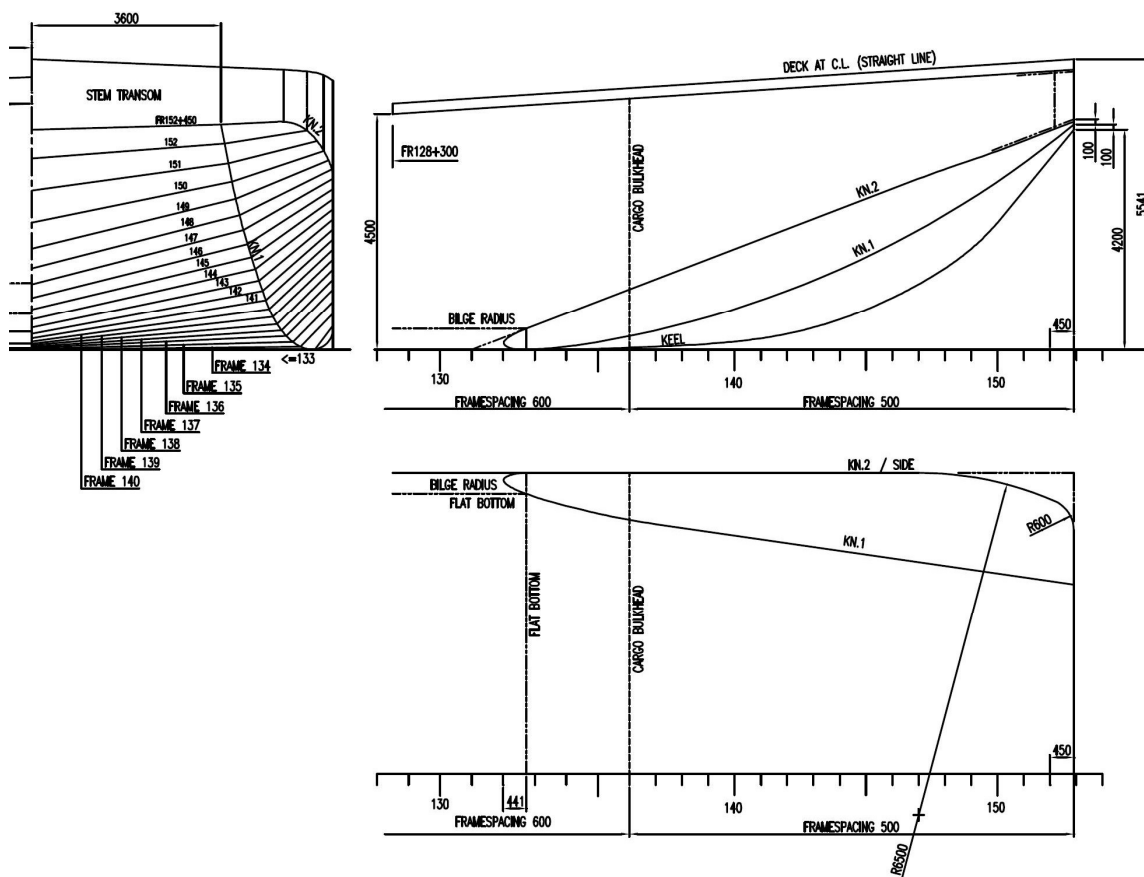
9.3.4.4.8.1 *Příd' tlačného člunu*

V následující tabulce jsou uvedeny charakteristické rozměry:

žebro	poloviční šířky			přední vazník	výšky		
	ohyb 1	ohyb 2	paluba		ohyb 1	ohyb 2	paluba
145	4.173	5.730	5.730	0.769	1.773	2.882	5.084
146	4.100	5.730	5.730	0.993	2.022	3.074	5.116
147	4.028	5.730	5.730	1.255	2.289	3.266	5.149
148	3.955	5.711	5.711	1.559	2.576	3.449	5.181
149	3.883	5.653	5.653	1.932	2.883	3.621	5.214
150	3.810	5.555	5.555	2.435	3.212	3.797	5.246
151	3.738	5.415	5.415	3.043	3.536	3.987	5.278
152	3.665	5.230	5.230	3.652	3.939	4.185	5.315
příčka	3.600	4.642	4.642	4.200	4.300	4.351	5.340

Pro ilustraci se uvádějí následující kresby.





Bilge radius = radius zaoblení skuly

Cargo bulkhead = přepážka nákladního prostoru

Deck at C.L. (straight line) = střední linie paluby (přímá linie)

Flat bottom = ploché dno

Frame = žebro

Framespacing = vzdálenost mezi žebry

Stem transom = přední vazní příčka

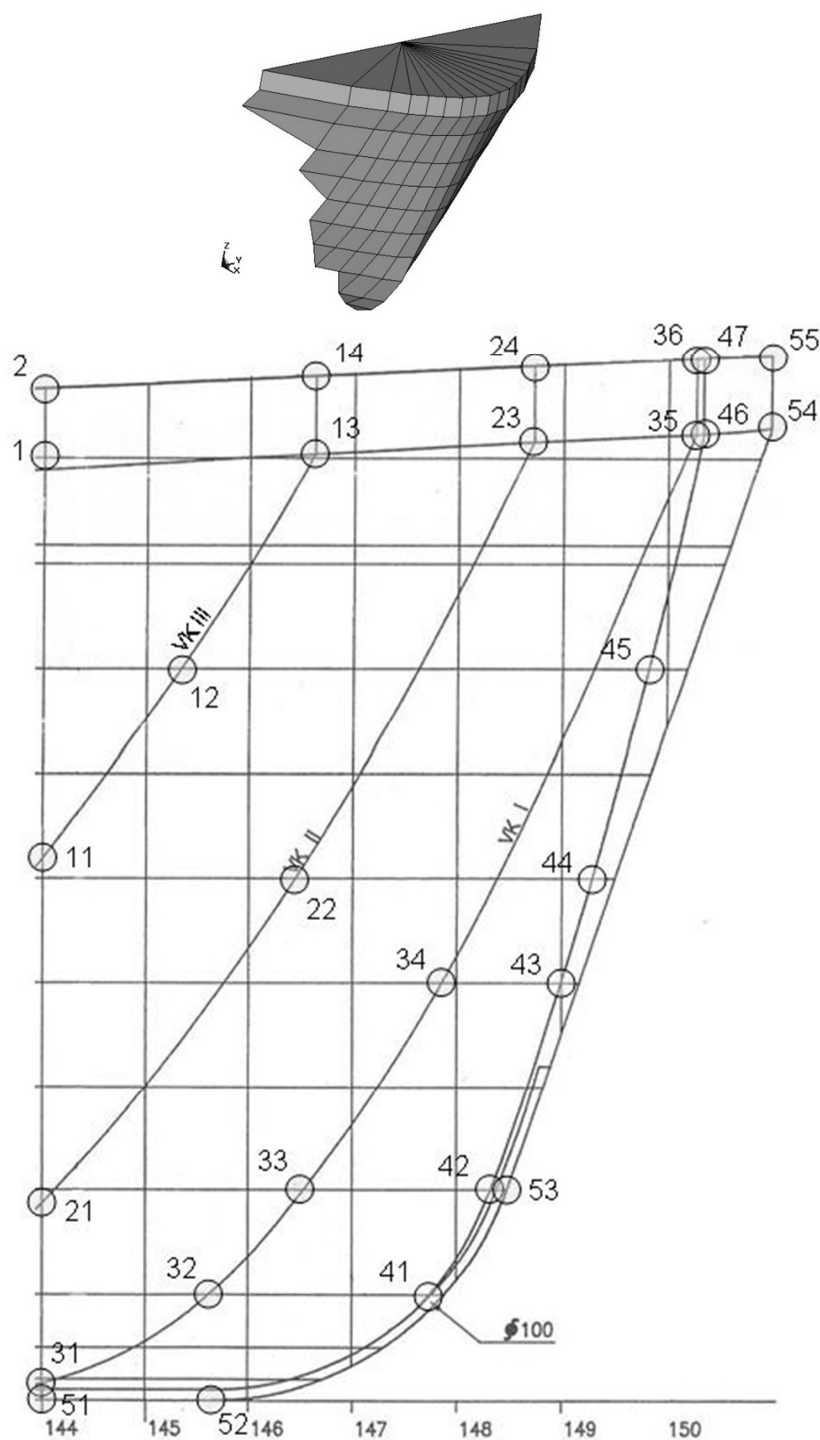
## 9.3.4.4.8.2 V-příd'

V následující tabulce jsou uvedeny charakteristické rozměry:

Číslo pozice	x	y	z
1	0.000	3.923	4.459
2	0.000	3.923	4.852
11	0.000	3.000	2.596
12	0.652	3.000	3.507
13	1.296	3.000	4.535
14	1.296	3.000	4.910
21	0.000	2.000	0.947
22	1.197	2.000	2.498
23	2.346	2.000	4.589
24	2.346	2.000	4.955
31	0.000	1.000	0.085
32	0.420	1.000	0.255
33	0.777	1.000	0.509
34	1.894	1.000	1.997
35	3.123	1.000	4.624
36	3.123	1.000	4.986
41	1.765	0.053	0.424
42	2.131	0.120	1.005
43	2.471	0.272	1.997
44	2.618	0.357	2.493
45	2.895	0.588	3.503
46	3.159	0.949	4.629
47	3.159	0.949	4.991
51	0.000	0.000	0.000
52	0.795	0.000	0.000
53	2.212	0.000	1.005
54	3.481	0.000	4.651
55	3.485	0.000	5.004



Pro ilustraci se uvádějí následující kresby.





EVROPSKÁ HOSPODÁŘSKÁ KOMISE  
Výbor pro vnitrozemskou dopravu

---

# ADN

---

platná od 1. ledna 2019

**Evropská dohoda**  
o mezinárodní přepravě  
nebezpečných věcí  
po vnitrozemských vodních cestách

včetně Příloh, použitelné od 1. ledna 2019

## Díl II



UNITED NATIONS  
New York a Geneva, 2018

**OBSAH****DÍL II**

**Část 1**                      **VŠEOBECNÁ USTANOVENÍ**                      Viz Díl I

**Část 2**                      **KLASIFIKACE**

<b>Kapitola</b>	<b>2.1 Všeobecná ustanovení</b>
	2.1.1 Úvod
	2.1.2 Zásady klasifikace
	2.1.3 Klasifikace jmenovitě neuvedených látek, včetně roztoků a směsí (jako přípravky a odpady)
	2.1.4 Zařazování zkušebních vzorků
	2.1.5 Klasifikace předmětů jako předmětů obsahujících nebezpečné věci, j.n.
	2.1.6 Klasifikace obalů, vyřazených, prázdných, nevyčištěných
<b>Kapitola</b>	<b>2.2 Zvláštní ustanovení pro třídy</b>
	2.2.1 Třída 1 Výbušné látky a předměty
	2.2.2 Třída 2 Plyny
	2.2.3 Třída 3 Hořlavé kapaliny
	2.2.41 Třída 4.1 Hořlavé tuhé látky, samovolně se rozkládající látky, polymerizující látky a znečtivěné tuhé výbušné látky
	2.2.42 Třída 4.2 Samozápalné látky
	2.2.43 Třída 4.3 Látky, které ve styku s vodou vyvíjejí hořlavé plyny
	2.2.51 Třída 5.1 Látky podporující hoření
	2.2.52 Třída 5.2 Organické peroxidy
	2.2.61 Třída 6.1 Toxické látky
	2.2.62 Třída 6.2 Infekční látky
	2.2.7 Třída 7 Radioaktivní látky
	2.2.8 Třída 8 Žiravé látky
	2.2.9 Třída 9 Jiné nebezpečné látky a předměty

<b>Kapitola</b>	<b>2.3 Zkušební postupy</b>	
	2.3.0 Všeobecně	
	2.3.1 Zkouška na výpotek pro trhavinu typu A	
	2.3.2 Zkoušky týkající se nitrovaných směsí celulózy třídy 4.1	
	2.3.3 Zkoušky hořlavých kapalných látek tříd 3, 6.1 a 8	
	2.3.4 Zkouška ke stanovení tekutosti	
	2.3.5 Klasifikace organokovových látek do tříd 4.2 a 4.3	
<b>Kapitola</b>	<b>2.4 Kritéria pro látky ohrožující vodní prostředí</b>	
	2.4.1 Všeobecné definice	
	2.4.2 Definice a požadavky na údaje	
	2.4.3 Kategorie a kritéria klasifikace látek	
	2.4.4 Klasifikační kategorie a kritéria pro směsi	
<b>Část 3</b>	<b>VYJMENOVÁNÍ NEBEZPEČNÝCH VĚCÍ, ZVLÁŠTNÍ USTANOVENÍ A VYNĚTÍ Z PLATNOSTI PRO OMEZENÁ MNOŽSTVÍ</b>	
<b>Kapitola</b>	<b>3.1 Všeobecně</b>	
	3.1.1 Úvod	
	3.1.2 Oficiální pojmenování	
	3.1.3 Roztoky nebo směsi	
<b>Kapitola</b>	<b>3.2 Seznam nebezpečných věcí</b>	
	3.2.1 Tabulka A: Seznam nebezpečných věcí v číselném pořadí	
	3.2.2 Tabulka B: Abecední seznam látek	
	3.2.3 Tabulka C: Seznam nebezpečných věcí připuštěných k přepravě v tankových plavidlech v číselném pořadí	Viz Díl I
	3.2.4 Formy žádosti o zvláštní povolení pro přepravu v tankových plavidlech podle oddílu 1.5.2	Viz Díl I
<b>Kapitola</b>	<b>3.3 Zvláštní ustanovení pro určité látky nebo předměty</b>	

**Kapitola 3.4 Vynětí z platnosti předpisů týkající se nebezpečných věcí balených v omezených množstvích**

3.4.7 Značka kusů obsahujících omezená množství

3.4.8 Značka kusů obsahujících omezená množství podle části 3, kapitoly 4 Technických pokynů ICAO

**Kapitola 3.5 Nebezpečné věci balené ve vyňatých množstvích**

Část 4	USTANOVENÍ O POUŽÍVÁNÍ OBALŮ, CISTEREN A DOPRAVNÍCH JEDNOTEK S VOLNĚ LOŽENÝMI LÁTKAMI	Viz Díl I
Část 5	POSTUPY PŘI ODESLÁNÍ	Viz Díl I
Část 6	POŽADAVKY NA KONSTRUKCI OBALŮ (VČETNĚ IBC A VELKÝCH OBALŮ), CISTEREN A DOPRAVNÍCH JEDNOTEK PRO VOLNĚ LOŽENÉ LÁTKY A NA JEJICH ZKOUŠENÍ	Viz Díl I
Část 7	PŘEDPISY PRO NAKLÁDKU, PŘEPRAVU, VYKLÁDKU A OSTATNÍ MANIPULACI S NÁKLADEM	Viz Díl I
Část 8	PŘEDPISY PRO POSÁDKY, VYBAVENÍ, PROVOZ PLAVIDEL A DOKUMENTACI	Viz Díl I
Část 9	PŘEDPISY PRO STAVBU PLAVIDEL	Viz Díl I

## **ČÁST 2**

### **KLASIFIKACE**

## KAPITOLA 2.1

### VŠEOBECNÁ USTANOVENÍ

#### 2.1.1 Úvod

##### 2.1.1.1 V ADN jsou následující třídy nebezpečných věcí:

Třída 1	Výbušné látky a předměty
Třída 2	Plyny
Třída 3	Hořlavé kapaliny
Třída 4.1	Hořlavé tuhé látky, samovolně se rozkládající látky, polymerizující látky a znečtivěné tuhé výbušné látky
Třída 4.2	Samozápalné látky
Třída 4.3	Látky, které ve styku s vodou vyvíjejí hořlavé plyny
Třída 5.1	Látky podporující hoření
Třída 5.2	Organické peroxidy
Třída 6.1	Toxické látky
Třída 6.2	Infekční látky
Třída 7	Radioaktivní látky
Třída 8	Žiravé látky
Třída 9	Jiné nebezpečné látky a předměty

##### 2.1.1.2 Ke každé položce v různých třídách je přiřazeno UN číslo. Používají se následující druhy položek:

- A. Samostatné položky pro přesně definované látky nebo předměty, včetně položek pokrývajících více isomerů, např.:

UN 1090	ACETON
UN 1104	AMYLACETÁTY
UN 1194	ETHYLNITRIT, ROZTOK

- B. Druhové položky pro přesně definované skupiny látek nebo předmětů, které nejsou j.n. položkami, např.:

UN 1133	LEPIDLA
UN 1266	VÝROBKY KOSMETICKÉ
UN 2757	PESTICID KARBAMÁT, TUHÝ, TOXICKÝ
UN 3101	PEROXID ORGANICKÝ TYP B, KAPALNÝ

- C. Specifické j.n. položky zahrnující skupiny látek nebo předmětů určité chemické nebo technické povahy, jinde nejmenované, např.:

UN 1477	DUSIČNANY, ANORGANICKÉ, J.N.
UN 1987	ALKOHOLY, J.N.

- D. Všeobecné j.n. položky zahrnující skupiny látek nebo předmětů, mající jednu nebo více nebezpečných vlastností, jinde nejmenované, např.

UN 1325	LÁTKA HOŘLAVÁ, TUHÁ, ORGANICKÁ, J.N.
UN 1993	LÁTKA HOŘLAVÁ, KAPALNÁ, J.N.

Položky definované pod písmeny B, C a D se označují jako hromadné položky.

##### 2.1.1.3 Pro účely balení jsou látky, kromě látek tříd 1, 2, 5.2, 6.2 a 7 a kromě samovolně se rozkládajících látek třídy 4.1, přiřazeny k obalovým skupinám v závislosti na svém stupni nebezpečí:

Obalová skupina I:	látky velmi nebezpečné
Obalová skupina II:	látky středně nebezpečné
Obalová skupina III:	látky málo nebezpečné

Obalová skupina (obalové skupiny), k nimž je látka přiřazena, je (jsou) uvedena(y) v tabulce A kapitoly 3.2.



Předměty nejsou přiřazeny k obalovým skupinám. Pro účely balení je jakýkoli požadavek na specifickou konstrukční úroveň obalu uveden v příslušném pokynu pro balení.

**2.1.1.4** Pro účely přepravy v tankových lodích mohou být některé látky dále členěny.

## **2.1.2 Zásady klasifikace**

**2.1.2.1** Nebezpečné věci, které spadají pod název třídy, jsou definovány na základě svých vlastností dle pododdílu 2.2.x.1 odpovídající třídy. Zařazení nebezpečných věcí do určité třídy a přiřazení k obalové skupině se provádí podle kritérií uvedených ve stejném pododdílu 2.2.x.1. Přiřazení jednoho nebo více vedlejších nebezpečí nebezpečné látky nebo předmětu se provádí podle kritérií třídy nebo tříd odpovídajících těmto nebezpečím, jak je uvedeno v příslušném(ých) pododdílu(ech) 2.2.x.1.

**2.1.2.2** Všechny položky nebezpečných věcí jsou uvedeny v tabulce A kapitoly 3.2 v číselném pořadí UN čísel. Tato tabulka obsahuje odpovídající informace o uvedených věcech, jako pojmenování, třídu, obalovou(é) skupinu(y), bezpečnostní značku(y), která(é) musí být umístěna(y), jakož i ustanovení<sup>1</sup> o balení a přepravě. Látky jmenovitě uvedené ve sloupci (2) tabulky A kapitoly 3.2 musí být přepravovány podle své klasifikace v tabulce A, nebo za podmínek stanovených v 2.1.2.8.

**2.1.2.3** Látka smí obsahovat technické nečistoty (například takové, které pocházejí z výrobního procesu) nebo přísady pro stabilizaci nebo jiné účely, které neovlivňují její klasifikaci. Avšak látka jmenovitě uvedená, tj. uvedená jako samostatná položka v tabulce A kapitoly 3.2, která obsahuje technické nečistoty nebo přísady pro stabilizaci nebo jiné účely ovlivňující její klasifikaci, musí být považována za roztok nebo směs (viz 2.1.3.3).

**2.1.2.4** K přepravě nejsou připuštěny nebezpečné věci uvedené nebo definované v pododdílu 2.2.x.2 každé třídy.

**2.1.2.5** Jmenovitě neuvedené nebezpečné věci, tj. věci, které nejsou uvedeny jako samostatné položky v tabulce A kapitoly 3.2 a které nejsou uvedeny ani definovány v jednom z výše uvedených pododdílů 2.2.x.2, musí být zařazeny do příslušné třídy podle postupu oddílu 2.1.3. Dále musí být stanoveno vedlejší nebezpečí (pokud je) a obalová skupina (pokud je). Po stanovení třídy, vedlejšího nebezpečí (pokud je) a obalové skupiny (pokud je), musí být určeno odpovídající UN číslo. Rozhodovací stromy uvedené v pododdílech 2.2.x.3 (seznam hromadných položek) na konci každé třídy uvádějí určující parametry pro výběr příslušné hromadné položky (UN čísla). Ve všech případech musí být vybrána nejspecifičtější hromadná položka zahrnující vlastnosti látky nebo předmětu v pořadí vyjádřeném v pododdílu 2.1.1.2 písmeny B, C a D. Pouze v tom případě, že látka nebo předmět nemohou být zařazeny pod položku typu B nebo C podle pododdílu 2.1.1.2, je možné je zařadit pod položku typu D.

**2.1.2.6** Na základě zkušebních postupů kapitoly 2.3 a kritérií stanovených v pododdílech 2.2.x.1 jednotlivých tříd může být stanoveno, jak je to uvedeno ve zmíněných pododdílech, že látka, roztok nebo směs určité třídy, které jsou jmenovitě uvedeny v tabulce A kapitoly 3.2, nesplňují kritéria této třídy. V tomto případě nenáleží dotyčná látka, roztok nebo směs do této třídy.

**2.1.2.7** Pro účely klasifikace jsou látky s bodem tání nebo počátkem tání 20 °C nebo nižším při tlaku 101,3 kPa (1,013 baru) považovány za kapalné látky. Viskózní látku, pro kterou nelze stanovit přesný bod tání, je třeba podrobit zkoušce dle ASTM D 4359-90 nebo zkoušce ke stanovení tekutosti (zkouška penetrometrem) předepsané v oddílu 2.3.4.

**2.1.2.8** Odesílatel, který zjistil na základě výsledků zkoušek, že látka jmenovitě uvedená ve sloupci (2) tabulky A kapitoly 3.2 splňuje kritéria pro třídu, která není uvedena ve sloupci (3a) nebo (5) tabulky A kapitoly 3.2, smí se schválením příslušného orgánu zaslat tuto látku:

- pod nevhodnější hromadnou položkou uvedenou v pododdílu 2.2.x.3, která zahrnuje všechna nebezpečí; nebo
- pod tímtéž UN číslem a pojmenováním, ale s informacemi o dodatečném nebezpečí(ch) nutnými pro identifikaci jednoho nebo více dodatečných vedlejších nebezpečí (dokumentace, nápis, velká bezpečnostní značka), za podmínky, že třída zůstane nezměněna a že jakékoli jiné přepravní podmínky (např. omezené množství, ustanovení pro balení a cisterny), které by normálně platily

<sup>1</sup> **Poznámka sekretariátu:** Abecední seznam těchto položek byl připraven sekretariátem a je uveden v tabulce B kapitoly 3.2. Tato tabulka není oficiální částí ADN.

pro látky mající takovou kombinaci nebezpečí, jsou stejné jako přepravní podmínky platné pro tuto jmenovitě uvedenou látku.

**POZNÁMKA 1:** Příslušným orgánem udělujícím schválení smí být příslušný orgán kterékoli smluvní strany ADN, který smí také uznat schválení udělené příslušným orgánem země, která není smluvní stranou ADN, za podmínky, že toto schválení bylo uděleno v souladu s postupy platnými podle RID, ADR, ADN, IMDG Code nebo Technických pokynů ICAO.

**POZNÁMKA 2:** Jestliže příslušný orgán udělí taková schválení, měl by o tom informovat Podvýbor expertů pro přepravu nebezpečných věcí OSN a podat příslušný návrh změny k Seznamu nebezpečných věcí ve Vzorových předpisech OSN. Pokud by byla navrhovaná změna zamítnuta, měl by příslušný orgán své schválení stáhnout.

**POZNÁMKA 3:** K přepravě podle 2.1.2.8 viz též 5.4.1.1.20.

## 2.1.3 Klasifikace jmenovitě neuvedených látek, včetně roztoků a směsí (jako přípravky a odpady)

**2.1.3.1** Látky, včetně roztoků a směsí, jmenovitě neuvedené, musí být zařazeny podle svého stupně nebezpečnosti na základě kritérií uvedených v pododdílu 2.2.x.1 jednotlivých tříd. Nebezpečí vyplývající z látky musí být určeno(a) na základě jejích fyzikálních, chemických a fyziologických vlastností. Tyto vlastnosti je nutno rovněž zohlednit, pokud praktické zkušenosti vedou k přísnějšímu zařazení.

**2.1.3.2** Látka jmenovitě neuvedená v tabulce A kapitoly 3.2, která vykazuje jediné nebezpečí, musí být zařazena do příslušné třídy pod hromadnou položku uvedenou v pododdílu 2.2.x.3 této třídy.

**2.1.3.3** Roztok nebo směs splňující klasifikační kritéria ADN složená z jedné převažující látky, jmenovitě uvedené v tabulce A kapitoly 3.2, a z jedné nebo více látek nepodléhající(ch) ADN, a/nebo stopových množství jedné nebo více látek jmenovitě uvedených v tabulce A kapitoly 3.2, musí být přiřazeny k UN číslu a oficiálnímu pojmenování pro přepravu převažující látky, jmenovitě uvedené v tabulce A kapitoly 3.2, ledaže:

- (a) roztok nebo směs je jmenovitě uveden(a) v tabulce A kapitoly 3.2;
- (b) pojmenování a popis látky jmenovitě uvedené v tabulce A kapitoly 3.2 výslovně vyjadřují, že se vztahují jen na čistou látku;
- (c) třída, klasifikační kód, obalová skupina nebo fyzikální stav tohoto roztoku nebo směsi jsou odlišné od třídy, klasifikačního kódu, obalové skupiny nebo fyzikálního stavu látky jmenovitě uvedené v tabulce A kapitoly 3.2; nebo
- (d) charakteristiky nebezpečnosti a vlastnosti roztoku nebo směsi vyžadují opatření v případě nehody nebo nouzové situace, která jsou odlišná od opatření vyžadovaných pro látku jmenovitě uvedenou v tabulce A kapitoly 3.2.

V těchto jiných případech, kromě případu popsaného pod písmenem (a), musí být roztok nebo směs zařazena jako jmenovitě neuvedená látka do odpovídající třídy a přiřazena pod hromadnou položku uvedenou v pododdílu 2.2.x.3 této třídy, se zohledněním případných vedlejších nebezpečí představovaných tímto roztokem nebo směsí, ledaže by roztok nebo směs neodpovídaly kritériím žádné třídy, a proto nepodléhaly předpisům ADN.

**2.1.3.4** Roztoky a směsi obsahující látku spadající pod jednu z položek uvedených v 2.1.3.4.1 nebo 2.1.3.4.2 musí být zařazeny podle ustanovení těchto odstavců.

**2.1.3.4.1** Roztoky a směsi, obsahující jednu z následujících jmenovitě uvedených látek, musí být vždy přiřazeny pod stejnou položkou, jako v nich obsažená látka, za podmínky, že tyto roztoky a směsi nemají nebezpečné vlastnosti uvedené v 2.1.3.5.3:

- Třída 3

UN 1921 PROPYLENIMIN, STABILIZOVANÝ;

UN 3064 NITROGLYCERIN, ROZTOK V ALKOHOLU s více než 1 %, ale nejvýše 5 % nitroglycerinu;

- Třída 6.1

- UN 1051 KYANOVODÍK, STABILIZOVANÝ, obsahující méně než 3 % vody;
- UN 1185 ETYLENIMIN, STABILIZOVANÝ;
- UN 1259 TETRAKARBONYL NIKLU;
- UN 1613 KYSELINA KYANOVODÍKOVÁ, VODNÝ ROZTOK (KYANOVODÍK, VODNÝ ROZTOK), obsahující nejvýše 20 % kyanovodíku;
- UN 1614 KYANOVODÍK, STABILIZOVANÝ, obsahující méně než 3 % vody a nasákly v porézní inertní hmotě;
- UN 1994 PENTAKARBONYL ŽELEZA;
- UN 2480 METHYLISOKYANÁT;
- UN 2481 ETHYLISOKYANÁT;
- UN 3294 KYANOVODÍK, ROZTOK V ALKOHOLU, obsahující nejvýše 45 % kyanovodíku;

- Třída 8

- UN 1052 FLUOROVODÍK, BEZVODÝ;
- UN 1744 BROM nebo UN 1744 BROM, ROZTOK;
- UN 1790 KYSELINA FLUOROVODÍKOVÁ, roztok, obsahující více než 85 % fluorovodíku;
- UN 2576 Bromid fosforYLU, Rztavený.

2.1.3.4.2 Roztoky a směsi obsahující látku spadající pod jednu z následujících položek třídy 9:

- UN 2315 BIFENYLY POLYCHLOROVANÉ, KAPALNÉ;
- UN 3151 BIFENYLY POLYHALOGENOVANÉ, KAPALNÉ;
- UN 3151 MONOMETHYLDIFENYLMETHANY HALOGENOVANÉ, KAPALNÉ
- UN 3151 TERFENYLY POLYHALOGENOVANÉ, KAPALNÉ;
- UN 3152 BIFENYLY POLYHALOGENOVANÉ, TUHÉ;
- UN 3152 MONOMETHYLDIFENYLMETHANY HALOGENOVANÉ, TUHÉ;
- UN 3152 TERFENYLY POLYHALOGENOVANÉ, TUHÉ; nebo
- UN 3432 BIFENYLY POLYCHLOROVANÉ, TUHÉ

musí být vždy přiřazeny pod tutéž položku třídy 9, pokud

- neobsahují žádnou další nebezpečnou složku, jinou než složky obalové skupiny III tříd 3, 4.1, 4.2, 4.3, 5.1, 6.1 nebo 8; a
- nemají nebezpečné vlastnosti uvedené v 2.1.3.5.3.

**2.1.3.5**

Látky jmenovitě neuvedené v tabulce A kapitoly 3.2, mající více nebezpečných vlastností, jakož i roztoky a směsi splňující klasifikační kritéria ADN a obsahující více nebezpečných látek, musí být přiřazeny pod hromadnou položku (viz 2.1.2.5) a obalovou skupinou příslušné třídy v závislosti na svých nebezpečných vlastnostech. Takovéto zařazení podle nebezpečných vlastností musí být provedeno následovně:

2.1.3.5.1 Fyzikální, chemické a fyziologické charakteristiky musí být určeny měřením nebo výpočtem a zařazení látek, roztoků nebo směsí musí být provedeno podle kritérií uvedených v pododdíle 2.2.x.1 jednotlivých tříd.

2.1.3.5.2 Je-li toto určení možné jen s neúměrně vysokými náklady (např. u určitých druhů odpadů), musí být látka, roztok nebo směs zařazena do třídy komponentu, který představuje hlavní nebezpečí.

2.1.3.5.3 Pokud nebezpečné vlastnosti látky, roztoku nebo směsi spadají do více než jedné třídy nebo skupiny látek uvedených níže, potom látka, roztok nebo směs musí být zařazen do třídy nebo skupiny látek odpovídající hlavnímu nebezpečí na základě následujícího pořadí přednosti:

- (a) látky třídy 7 (kromě radioaktivních látek ve vyjmutých kusech, pro něž, s výjimkou UN 3507 HEXAFLUORID URANU, RADIOAKTIVNÍ LÁTKA, VYJMUTÝ KUS, platí zvláštní ustanovení 290 kapitoly 3.3, u kterých převažují jiné nebezpečné vlastnosti);
- (b) látky třídy 1;
- (c) látky třídy 2;

- (d) znečitlivěné kapalné výbušné látky třídy 3;
- (e) samovolně se rozkládající látky a znečitlivěné tuhé výbušné látky třídy 4.1;
- (f) pyroforní látky třídy 4.2;
- (g) látky třídy 5.2;
- (h) látky třídy 6.1 splňující kritéria toxicity při vdechnutí pro obalovou skupinu I [látky splňující klasifikační kritéria třídy 8 a mající toxicitu při vdechnutí prachů a mlhy (LC<sub>50</sub>) v rozsahu obalové skupiny I, ale toxicita při požití nebo při dotyku s pokožkou jen v rozsahu obalové skupiny III nebo nižší, musí být zařazeny do třídy 8];
- (i) infekční látky třídy 6.2.

2.1.3.5.4 Pokud nebezpečné vlastnosti látky spadají do více tříd nebo skupin látek, které nejsou uvedeny v 2.1.3.5.3, musí být látka zařazena stejným postupem, avšak odpovídající třída se vybere podle tabulky převažujících nebezpečí v pododdíle 2.1.3.10.

Jestliže nebezpečné vlastnosti látky jsou takové, že může být přiřazena k UN číslu nebo identifikačnímu číslu, pak UN číslo má přednost.

2.1.3.5.5 Je-li látka, která se má přepravovat, odpadem se složením, které není přesně známo, smí být její přiřazení k UN číslu a obalové skupině podle 2.1.3.5.2 založeno na odesílatelově znalosti odpadu, včetně všech dostupných technických a bezpečnostních údajů, jak jsou vyžadovány platnou legislativou pro bezpečnost a životní prostředí<sup>2</sup>.

V případě pochybnosti musí být zvolena nejvyšší úroveň nebezpečí.

Jestliže je však možno na základě znalosti složení odpadu a fyzikálních a chemických vlastností jeho identifikovaných složek dokázat, že vlastnosti odpadu neodpovídají vlastnostem obalové skupiny I, smí být odpad zařazen pod nevhodnější j.n. položku obalové skupiny II. Avšak je-li známo, že odpad má jen vlastnosti nebezpečné životnímu prostředí, může být přiřazen k obalové skupině III pod UN čísla 3077 nebo 3082.

Tento postup nesmí být použit pro odpady obsahující látky zmíněné v 2.1.3.5.3, látky třídy 4.3, látky případu zmíněného v 2.1.3.7 ani pro látky, které nejsou připuštěny k přepravě podle pododdílů 2.2.x.2.

**2.1.3.6** Je vždy nutno použít nejspécifitější hromadnou položku (viz pododdíl 2.1.2.5), tj. všeobecná j.n. položka se používá jen tehdy, pokud nelze použít druhovou položku nebo specifickou j.n. položku.

**2.1.3.7** Roztoky a směsi látek podporujících hoření nebo látek, jejichž vedlejším nebezpečím je podpora hoření, mohou mít výbušné vlastnosti. V takovém případě nejsou připuštěny k přepravě, ledaže by splňovaly předpisy pro třídu 1. Pro hnojiva, která obsahují tuhý dusičnan amonný viz též 2.2.51.2.2, třináctý a čtrnáctý bod, a Příručka zkoušek a kritérií, část III, oddíl 39.

**2.1.3.8** Látky tříd 1 až 6.2, 8 a 9, jiné než jsou látky přiřazené k UN číslům 3077 nebo 3082, splňující kritéria odstavce 2.2.9.1.10 se navíc ke svým nebezpečím tříd 1 až 6.2, 8 a 9 považují za látky ohrožující životní prostředí. Jiné látky nesplňující kritéria žádné jiné třídy, nýbrž jen kritéria odstavce 2.2.9.1.10, se přiřadí k UN číslům 3077 nebo 3082 nebo identifikačním číslům 9005 a 9006, jak je to náležité.

**2.1.3.9** Odpady, které nesplňují kritéria pro zařazení do tříd 1 až 9, avšak spadají pod *Basilejskou úmluvu o kontrole pohybu nebezpečných odpadů přes hranice států a jejich zneškodňování*, se smějí přepravovat pod UN čísla 3077 nebo 3082.

<sup>2</sup> Takovou legislativou je například Rozhodnutí Komise 2000/532/ ES z 3. května 2000 nahrazující Rozhodnutí 94/3/ ES, kterou se stanoví seznam odpadů na základě článku 1(a) Směrnice Rady 75/442/EEC o odpadech a Směrnice rady 94/904/ ES, kterou se stanoví seznam nebezpečných odpadů na základě článku 1(4) Směrnice Rady 91/689/EEC o nebezpečných odpadech (Úřední věstník Evropských společenství č. L 226 ze dne 6. září 2000, strana 3), ve znění pozdějších předpisů; a Směrnice Evropského parlamentu 2008/98/ ES a Rady ze dne 19. listopadu 2008 o odpadech a o zrušení některých Směrnic (Úřední věstník Evropské unie č. L312 ze dne 22. listopadu 2008, strany 3-30), ve znění pozdějších předpisů.

2.1.3.10 Tabulka převazujících nebezpečí

Třída a obalová skupina	4.1 II	4.1 III	4.2 II	4.2 III	4.3 I	4.3 II	4.3 III	5.1 I	5.1 II	5.1 III	6.1 I DERMAL	6.1 I ORAL	6.1 II	6.1 III	8 I	8 II	8 III	9
3 I	SOL LIQ 4.1 3 I	SOL LIQ 4.1 3 I	SOL LIQ 4.2 3 I	SOL LIQ 4.2 3 I	4.3 I	4.3 I	4.3 I	SOL LIQ 5.1 I 3 I	SOL LIQ 5.1 I 3 I	SOL LIQ 5.1 I 3 I	6.1 I 3 I	3 I	3 I	3 I	3 I	3 I	3 I	3 I
3 II	SOL LIQ 4.1 3 II	SOL LIQ 4.1 3 II	SOL LIQ 4.2 3 II	SOL LIQ 4.2 3 II	4.3 I	4.3 I	4.3 I	SOL LIQ 5.1 I 3 I	SOL LIQ 5.1 I 3 I	SOL LIQ 5.1 I 3 I	6.1 I 3 I	3 I	3 I	3 I	8 I	3 II	3 II	3 II
3 III	SOL LIQ 4.1 3 III	SOL LIQ 4.1 3 III	SOL LIQ 4.2 3 III	SOL LIQ 4.2 3 III	4.3 I	4.3 I	4.3 I	SOL LIQ 5.1 I 3 I	SOL LIQ 5.1 I 3 I	SOL LIQ 5.1 I 3 I	6.1 I 3 I	6.1 I	6.1 II	3 III*)	8 I	8 II	3 III	3 III
4.1 II			4.2 II	4.2 II	4.3 I	4.3 I	4.3 I	5.1 I	4.1 II	4.1 II	6.1 I	6.1 I	SOL LIQ 4.1 II 6.1 I	SOL LIQ 4.1 II 6.1 I	8 I	SOL LIQ 4.1 II 8 I	SOL LIQ 4.1 II 8 I	4.1 II
4.1 III			4.2 II	4.2 III	4.3 I	4.3 I	4.3 I	5.1 I	4.1 II	4.1 III	6.1 I	6.1 I	6.1 II	SOL LIQ 4.1 III 6.1 I	8 I	8 II	SOL LIQ 4.1 III 8 II	4.1 III
4.2 II					4.3 I	4.3 I	4.3 I	5.1 I	4.2 II	4.2 II	6.1 I	6.1 I	4.2 II	4.2 II	8 I	4.2 II	4.2 II	4.2 II
4.2 III					4.3 I	4.3 I	4.3 I	5.1 I	5.1 II	4.2 III	6.1 I	6.1 I	4.2 III	4.2 III	8 I	8 II	4.2 III	4.2 III
4.3 I								5.1 I	4.3 I	4.3 I	6.1 I	4.3 I	4.3 I	4.3 I	8 I	4.3 I	4.3 I	4.3 I
4.3 II								5.1 I	4.3 II	4.3 II	6.1 I	4.3 I	4.3 II	4.3 II	8 I	4.3 II	4.3 II	4.3 II
4.3 III								5.1 I	5.1 II	4.3 III	6.1 I	6.1 I	6.1 II	4.3 III	8 I	8 II	4.3 III	4.3 III
5.1 I											5.1 I	5.1 I	5.1 I	5.1 I	5.1 I	5.1 I	5.1 I	5.1 I
5.1 II											6.1 I	5.1 I	5.1 I	5.1 I	8 I	5.1 II	5.1 II	5.1 II
5.1 III											6.1 I	6.1 I	6.1 II	5.1 III	8 I	8 II	5.1 III	5.1 III
6.1 I															SOL LIQ 6.1 I 8 I	6.1 I	6.1 I	6.1 I
DERMAL 6.1 I															SOL LIQ 6.1 I 8 I	6.1 I	6.1 I	6.1 I
ORAL 6.1 I															6.1 I 8 I	6.1 I	6.1 I	6.1 I
6.1 II															SOL LIQ 6.1 II 8 I	6.1 II	6.1 II	6.1 II
INHAL 6.1 II															SOL LIQ 6.1 II 8 I	6.1 II	6.1 II	6.1 II
DERMAL 6.1 II															SOL LIQ 6.1 II 8 I	6.1 II	6.1 II	6.1 II
ORAL 6.1 II															8 I	SOL LIQ 6.1 II 8 I	6.1 II	6.1 II
6.1 III															8 I	6.1 II 8 II	6.1 II	6.1 II
8 I															8 I	8 II	8 III	6.1 III
8 II																		8 I
8 III																		8 II

SOL = tuhé látky a směsi  
LIQ = kapalné látky, směsi a roztoky  
DERMAL = toxicita při absorpci pokožkou  
ORAL = toxicita při požití  
INHAL = toxicita při vdechnutí  
\*) Třída 6.1 pro pesticidy.

**POZNÁMKA 1: Příklady pro vysvětlení použití tabulky****Zařazení jediné látky**

Popis zařazované látky:

Amin, jmenovitě neuvedený, vyhovující kritériím pro třídu 3, obalovou skupinu II, jakož i kritériím pro třídu 8, obalovou skupinu I.

Postup:

Průsečík řádky 3 II se sloupcem 8 I dává 8 I.

Tento amin je tímto zařazen do třídy 8, a sice pod:

UN 2734 AMINY KAPALNÉ, ŽÍRAVÉ, HOŘLAVÉ, J.N. nebo UN 2734 POLYAMINY KAPALNÉ, ŽÍRAVÉ, HOŘLAVÉ, J.N., obalová skupina I.

**Zařazení směsi**

Popis zařazované směsi:

Směs skládající se z hořlavé kapaliny třídy 3, obalové skupiny III, toxické látky třídy 6.1, obalové skupiny II, a žíravé látky třídy 8, obalové skupiny I.

Postup:

Průsečík řádky 3 III se sloupcem 6.1 II dává 6.1 II.

Průsečík řádky 6.1 II se sloupcem 8 I dává 8 I LIQ.

Tato blíže nedefinovaná směs je tímto zařazena do třídy 8, a sice pod:

UN 2922 LÁTKA ŽÍRAVÁ, KAPALNÁ, TOXICKÁ, J.N., obalová skupina I.

**POZNÁMKA 2: Příklady zařazení roztoků a směsí do třídy a obalové skupiny:**

Roztok fenolu třídy 6.1, obalové skupiny II, v benzenu třídy 3, obalové skupiny II, musí být zařazen do třídy 3, obalové skupiny II. Tento roztok musí být na základě toxicity fenolu zařazen pod UN 1992 LÁTKA HOŘLAVÁ, KAPALNÁ, TOXICKÁ, J.N. třídy 3, obalové skupiny II.

Tuhá směs arzeničnanu sodného třídy 6.1, obalové skupiny II, a hydroxidu sodného třídy 8, obalové skupiny II, musí být zařazena pod UN 3290 LÁTKA TOXICKÁ, TUHÁ, ŽÍRAVÁ, ANORGANICKÁ, J.N. do třídy 6.1, obalové skupiny II.

Roztok surového nebo rafinovaného naftalenu třídy 4.1, obalové skupiny III, v benzinu třídy 3, obalové skupiny II, musí být zařazen pod UN 3295 UHLOVODÍKY, KAPALNÉ, J.N. do třídy 3, obalové skupiny II.

Směs uhlovodíků třídy 3, obalové skupiny III, a polychlorovaných bifenyly (PCB) třídy 9, obalové skupiny II, musí být zařazena pod UN 2315 BIFENYLY POLYCHLOROVANÉ, KAPALNÉ nebo UN 3432 BIFENYLY POLYCHLOROVANÉ, TUHÉ do třídy 9, obalové skupiny II.

Směs propyleniminu třídy 3 a polychlorovaných bifenyly (PCB) třídy 9, obalové skupiny II, musí být zařazena pod UN 1921 PROPYLENIMIN, STABILIZOVANÝ do třídy 3.

**2.1.4 Zařazování zkušebních vzorků****2.1.4.1**

Jestliže třída látky není přesně známa a látka je přepravována k dalšímu zkoušení, musí být zařazena na základě znalostí odesílatele do předběžné třídy, pod předběžné oficiální pojmenování pro přepravu a pod předběžné UN číslo, a sice za použití:

- (a) klasifikačních kritérií kapitoly 2.2; a
- (b) ustanovení této kapitoly.

Musí se použít nejprůběžnější obalové skupiny odpovídající zvolenému oficiálnímu pojmenování pro přepravu.

Při použití těchto předpisů musí být oficiální pojmenování pro přepravu doplněno slovem „VZOREK“ (např. „HOŘLAVÁ KAPALINA, J.N., VZOREK“). V některých případech, kdy pro vzorek, který vyhovuje určitým klasifikačním kritériím, existuje specifické oficiální pojmenování pro přepravu (např. VZOREK PLYNU, NESTLAČENÝ, HOŘLAVÝ, UN číslo 3167), musí být použito toto oficiální pojmenování pro přepravu. Pokud je pro přepravu vzorku použita j.n.. položka, nemusí být oficiální pojmenování pro přepravu doplněno technickým názvem, jak je vyžadováno zvláštním ustanovením 274 kapitoly 3.3.

#### 2.1.4.2

Vzorek látky musí být přepravován v souladu s ustanoveními vztahujícími se na předběžné oficiální pojmenování pro přepravu za podmínky, že:

- (a) látka se nepovažuje za látku nepřípuštěnou k přepravě podle pododdílů 2.2.x.2 kapitoly 2.2 anebo podle kapitoly 3.2;
- (b) látka se nepovažuje za látku, která splňuje kritéria třídy 1, nebo se nepovažuje za látku infekční ani radioaktivní;
- (c) látka vyhovuje ustanovením 2.2.41.1.15 nebo 2.2.52.1.9, jde-li o samovolně se rozkládající látku nebo organický peroxid;
- (d) vzorek je přepravován ve skupinovém obalu s čistou (netto) hmotností jednoho kusu nejvýše 2,5 kg; a
- (e) vzorek není balen společně s jinými věcmi do jednoho kusu.

#### 2.1.4.3

##### ***Vzorky energetických materiálů pro účely zkoušek***

##### 2.1.4.3.1

Vzorky organických látek, jejichž funkční skupiny jsou uvedeny v tabulkách A6.1 a/nebo A6.3 v přílohu 6 (Screeningové postupy) Příručky zkoušek a kritérií směřují být přepravovány pod UN 3224 (Látka samovolně se rozkládající, tuhá, Typ C) nebo pod UN 3223 (Látka samovolně se rozkládající, kapalná, Typ C), jak je to náležité, třídy 4.1, pokud

- (a) Vzorky neobsahují žádné:
  - známé výbušniny;
  - látky vykazující při zkouškách výbušné účinky;
  - sloučeniny vytvořené za účelem vyvolání praktického výbušného nebo pyrotechnického účinku; nebo
  - komponenty sestávající ze syntetických prekursorů účelových výbušnin;
- (b) pro směsi, komplexní sloučeniny nebo soli anorganických látek podporujících hoření třídy 5.1 s organickým materiálem nebo organickými materiály je koncentrace anorganické látky podporující hoření:
  - nižší než 15 % (hm.), je-li přiřazena k obalové skupině I (velmi nebezpečné) nebo II (středně nebezpečné); nebo
  - nižší než 30 % (hm.), je-li přiřazena k obalové skupině III (málo nebezpečné);
- (c) disponibilní údaje nedovolují přesnější klasifikaci;
- (d) vzorek není zabalen společně s jinými věcmi; a
- (e) vzorek je zabalen podle pokynu pro balení P520 a zvláštních ustanovení pro balení PP94 nebo PP95 pododdílu 4.1.4.1 ADR, jak je to náležité.

## 2.1.5 Klasifikace předmětů jako předmětů obsahujících nebezpečné věci, j.n.

**POZNÁMKA 1:** K předmětům, které nemají své vlastní oficiální pojmenování pro přepravu, s výjimkou předmětů spadajících pod UN čísla 3537 až 3548, a které obsahují jen nebezpečné věci v množstvích nepřekračujících dovolená omezená množství uvedená ve sloupci (7a) tabulky A kapitoly 3.2, viz UN 3363 a zvláštní ustanovení 301 a 672 kapitoly 3.3.

**2.1.5.1** Předměty obsahující nebezpečné věci mohou být přiřazeny, jak je stanoveno v ADN, k oficiálnímu pojmenování pro přepravu nebezpečných věcí, které obsahují, nebo mohou být klasifikovány podle tohoto oddílu.

Pro účely tohoto oddílu znamená „předmět“ stroj, přístroj nebo jiné zařízení obsahující jednu nebo více nebezpečných věcí (nebo jejich zbytky), které jsou nedílnou součástí předmětu, jsou nezbytné pro jeho funkčnost a nemohou být odňaty pro účely přepravy.

Vnitřní obal se nepovažuje za předmět.

**2.1.5.2** Takové předměty smějí obsahovat navíc baterie. Lithiové baterie, které jsou nedílnou součástí předmětu, musí být ověřeného typu splňujícího zkušební požadavky Příručky zkoušek a kritérií, části III, pododdílu 38.3, pokud není v ADN stanoveno jinak (např. pro předvýrobní prototypové předměty obsahující lithiové baterie nebo pro malou výrobní sérii sestávající z nejvýše 100 takových předmětů).

**2.1.5.3** Tento oddíl se nevztahuje na předměty, pro něž již existuje v tabulce A kapitoly 3.2 přesnější oficiální pojmenování pro přepravu.

**2.1.5.4** Tento oddíl se nevztahuje na nebezpečné věci třídy 1, třídy 6.2, třídy 7 nebo radioaktivní látky obsažené v předmětech.

**2.1.5.5** Předměty obsahující nebezpečné věci musí být přiřazeny k příslušné třídě určené podle přítomných nebezpečí za použití, kde je to aplikovatelné, tabulky převažujících nebezpečí v 2.1.3.10 pro každou z nebezpečných věcí obsažených v předmětu. Jsou-li v předmětu obsaženy nebezpečné věci klasifikované do třídy 9, musí být všechny ostatní nebezpečné věci obsažené v předmětu považovány za věci představující větší nebezpečí.

**2.1.5.6** Vedlejší nebezpečí musí odrážet hlavní nebezpečí představovaná ostatními nebezpečnými věcmi obsaženými v předmětu. Je-li v předmětu obsažena jen jedna nebezpečná věc, musí být případné(a) vedlejší nebezpečí identifikováno(a) bezpečnostními značkami pro vedlejší nebezpečí uvedenými ve sloupci (5) tabulky A kapitoly 3.2. Jestliže předmět obsahuje více nebezpečných věcí a tyto by spolu mohly během přepravy nebezpečně reagovat, musí být každá z nich uzavřena odděleně (viz 4.1.1.6 ADR).

## 2.1.6 Klasifikace obalů, vyřazených, prázdných, nevyčištěných

Prázdné nevyčištěné obaly, velké obaly nebo IBC, nebo jejich části, přepravované k likvidaci, recyklaci nebo rekuperaci jejich materiálu, s výjimkou jejich rekondicionování, opravy, běžné údržby, rekonstrukce nebo opětovného používání, smějí být přiřazeny k UN 3509, pokud splňují požadavky pro tuto položku.



## KAPITOLA 2.2

## ZVLÁŠTNÍ USTANOVENÍ PRO TŘÍDY

## 2.2.1 Třída 1 Výbušné látky a předměty

## 2.2.1.1 Kritéria

## 2.2.1.1.1 Pod název třídy 1 spadají:

- (a) výbušné látky: tuhé nebo kapalně látky (nebo směsi látek), které mohou chemickou reakcí vyvinout plyny takové teploty, takového tlaku a takové rychlosti, že mohou způsobit škody v okolním prostředí.

Pyrotechnické látky: látky nebo směsi látek určené k vyvolání tepelných, světelných, zvukových, plynových nebo dýmových efektů nebo jejich kombinací pomocí nedetonačních, samovolně probíhajících exotermických chemických reakcí.

**POZNÁMKA 1:** Látky, které samy nejsou výbušnými látkami, ale mohou vytvořit směs plynu, páry nebo prachu schopnou výbuchu, nejsou látkami třídy 1.

**POZNÁMKA 2:** Z třídy 1 jsou vyjmuty: vodou nebo alkoholem navlhčené výbušniny, jejichž obsah vody nebo alkoholu překračuje udané mezní hodnoty, a výbušniny obsahující plastifikační prostředky – tyto výbušniny jsou zařazeny do třídy 3 nebo 4.1; vyjmuty jsou rovněž výbušniny, které jsou na základě svých převažujících nebezpečných vlastností zařazeny do třídy 5.2.

- (b) Výbušné předměty: předměty, které obsahují jednu nebo více výbušných nebo pyrotechnických látek.

**POZNÁMKA:** Zařízení, která obsahují výbušné nebo pyrotechnické látky v tak malém množství nebo takového druhu, že se jejich neúmyslný nebo náhodný zážeh nebo počín během přepravy neprojeví vně zařízení rozletem, ohněm, dýmem, teplem nebo silným zvukem, nepodléhají předpisům třídy 1.

- (c) Látky a předměty výše neuvedené, které byly vyrobeny k vyvolání praktického výbušného nebo pyrotechnického účinku.

Pro účely třídy 1 platí následující definice:

*Flegmatizovaná* znamená, že k výbušné látce byla přidána látka (nebo „flegmatizátor“) ke zvýšení její bezpečnosti při manipulaci a přepravě. Flegmatizátor činí výbušnou látku necitlivou nebo méně citlivou k těmto účinkům: teplo, otřes, náraz, úder nebo tření. Typické flegmatizační prostředky zahrnují mimo jiné: vosk, papír, vodu, polymery (jako jsou chlorfluoropolymery), alkohol a oleje (jako jsou vazelína a parafín).

2.2.1.1.2 Každá látka nebo předmět, které mají nebo by mohly mít výbušné vlastnosti, musí být posouzeny pro zařazení do třídy 1 na základě zkoušek, zkušebních postupů a kritérií stanovených v Příručce zkoušek a kritérií, části I.

Látka nebo předmět zařazené do třídy 1 smějí být připuštěny k přepravě pouze tehdy, jsou-li přiřazeny k jednomu z pojmenování nebo k jedné z j.n. položek uvedených v tabulce A kapitoly 3.2 a splňují kritéria Příručky zkoušek a kritérií.

2.2.1.1.3 Látky a předměty třídy 1 musí být přiřazeny k UN číslu a pojmenování nebo k j.n. položce tabulky A kapitoly 3.2. Interpretace pojmenování látek a předmětů tabulky A kapitoly 3.2 musí být založena na glosáři uvedeném v 2.2.1.4.

Vzorky nových nebo již existujících výbušných látek nebo předmětů, s výjimkou třaskavin, které jsou přepravovány pro účely zkoušení, klasifikace, výzkumu a vývoje, kontroly kvality nebo jako obchodní vzorek mohou být přiřazeny k položce UN 0190 VZORKY, VÝBUŠNÉ.

Přiřazení výbušných látek a předmětů jmenovitě neuvedených v tabulce A kapitoly 3.2 k j.n. položce třídy 1 nebo k položce UN 0190 VZORKY, VÝBUŠNÉ, jakož i přiřazení určitých látek, jejichž přeprava podle zvláštních ustanovení uvedených ve sloupci (6) tabulky A kapitoly 3.2 podléhá zvláštnímu povolení příslušného orgánu, musí být provedeno příslušným orgánem země původu. Tento příslušný orgán musí také písemně schválit přepravní podmínky těchto látek a předmětů. Není-li země původu smluvní stranou ADN, musí být klasifikace a přepravní podmínky uznány příslušným orgánem prvního státu smluvní strany ADN, který přijde do styku se zásilkou.

2.2.1.1.4 *Látky a předměty třídy 1 musí být přiřazeny k některé podtřídě podle 2.2.1.1.5 a k některé skupině snášenlivosti podle 2.2.1.1.6. Podtřída musí být stanovena na základě výsledků zkoušek popsaných v oddíle 2.3.1 s použitím definic v 2.2.1.1.5. Skupina snášenlivosti musí být stanovena podle definic v 2.2.1.1.6. Číslo podtřídy spolu s písmenem skupiny snášenlivosti tvoří klasifikační kód.*

2.2.1.1.5 *Definice podtřídy*

- Podtřída 1.1 Látky a předměty nebezpečné hromadným výbuchem (hromadný výbuch je takový výbuch, který postihne téměř celý náklad zdánlivě okamžitě).
- Podtřída 1.2 Látky a předměty nebezpečné rozletem, které však nejsou nebezpečné hromadným výbuchem.
- Podtřída 1.3 Látky a předměty nebezpečné prudkým ohněm, s malým nebezpečím od tlakové vlny nebo rozletu nebo oběma těmito účinky, které ale nejsou nebezpečné hromadným výbuchem:
- (a) které při hoření vydávají značné tepelné záření, nebo
  - (b) které hoří postupně za projevu malé tlakové vlny nebo rozletu nebo obou těchto účinků.
- Podtřída 1.4 Látky a předměty, které v případě jejich zážehu nebo počínu během přepravy vykazují pouze malé nebezpečí výbuchu. Účinky jsou převážně omezeny na kus bez rozletu úlomků větších rozměrů nebo do větší vzdálenosti. Vnější oheň nesmí vyvolat zdánlivě okamžitý výbuch téměř celého obsahu kusu.
- Podtřída 1.5 Velmi necitlivé látky schopné hromadného výbuchu, které jsou tak necitlivé, že pravděpodobnost jejich počínu nebo přechodu z hoření v detonaci je za normálních podmínek přepravy velmi nízká. Jako minimální požadavek pro tyto látky je stanoveno, že nesmějí detonovat při zkoušce ve vnějším ohni.
- Podtřída 1.6 Velmi málo citlivé předměty, které nejsou nebezpečné hromadným výbuchem. Předměty převážně obsahují velmi málo citlivé látky a pravděpodobnost jejich náhodného roznětu nebo přenosu výbuchu je velmi nízká.

**POZNÁMKA:** *Předměty podtřídy 1.6 vykazují nebezpečí, které je omezeno na výbuch pouze jednoho předmětu.*

2.2.1.1.6 *Definice skupin snášenlivosti látek a předmětů*

- A Třaskavina
- B Předmět obsahující třaskavinu, který má méně než dvě účinná pojistná zařízení. Zahrnuty jsou i některé předměty, jako rozbušky a počínová zařízení pro trhací práce a zápalky pro náboje, i když neobsahují třaskaviny.
- C Střelivina nebo jiná deflagrující výbušnina nebo předmět obsahující takovou výbušninu.
- D Trhavina, černý prach nebo předmět obsahující trhavinu, vždy bez roznětných prostředků a bez hnací náplně nebo předmět obsahující třaskavinu, který má nejméně dvě účinná pojistná zařízení.
- E Předmět, obsahující trhavinu, bez roznětných prostředků a s hnací náplní (jinou než takovou, která obsahuje hořlavou kapalinu nebo hořlavý gel nebo hypergoly).
- F Předmět obsahující trhavinu s vlastním roznětným prostředkem, s hnací náplní (jinou než takovou, která sestává z hořlavé kapaliny nebo hořlavého gelu nebo hypergolů) nebo bez hnací náplně.
- G Pyrotechnická látka nebo předmět obsahující pyrotechnickou látku nebo předmět obsahující jak výbušnou látku, tak i osvětlovací, zápalnou, slzotvornou nebo dýmotvornou látku (kromě

- předmětů aktivovaných vodou nebo předmětů, které obsahují bílý fosfor, fosfidy, pyroforní látku, hořlavou kapalinu nebo hořlavý gel nebo hypergoly).
- H Předmět, který obsahuje výbušnou látku a bílý fosfor.
- J Předmět, který obsahuje výbušnou látku a hořlavou kapalinu nebo hořlavý gel.
- K Předmět, který obsahuje výbušnou látku a toxickou chemickou látku.
- L Výbušná látka nebo předmět obsahující výbušnou látku, které představují zvláštní nebezpečí (např. pro svoji aktivaci vodou nebo pro přítomnost hypergolů, fosfidů nebo pyroforní látky) a vyžadující oddělení jednotlivých druhů.
- N Předměty převážně obsahující velmi málo citlivé látky
- S Látka nebo předmět, který je zabalen nebo zkonstruován tak, aby všechny nebezpečné účinky vyvolané náhodným uvedením do činnosti zůstaly omezeny na vnitřek obalu, pokud nebyl obal poškozen požárem. V takovém případě musí zůstat účinky tlaku vzduchu a rozletu omezeny tak, aby opatření ke zdolání požáru nebo jiná nouzová opatření v bezprostřední blízkosti kusu nebyla podstatně omezena ani jim nebylo zabráněno.

**POZNÁMKA 1:** Každá látka nebo předmět ve specifikovaném obalu smějí být přiřazeny jen k jedné skupině snášenlivosti. Protože kritérium skupiny snášenlivosti S je empirické povahy, je přiřazení k této skupině nutně vázáno na zkoušky k přidělení klasifikačního kódu.

**POZNÁMKA 2:** Předměty skupin snášenlivosti D nebo E smějí být opatřeny vlastními roznětnými prostředky nebo s nimi být baleny společně za předpokladu, že tyto prostředky mají nejméně dvě účinná pojistná zařízení určená k zamezení výbuchu v případě náhodného uvedení roznětného prostředku do činnosti. Takové předměty a kusy se přiřadí ke skupině snášenlivosti D nebo E.

**POZNÁMKA 3:** Předměty skupin snášenlivosti D nebo E smějí být baleny společně se svými vlastními roznětnými prostředky, které neobsahují dvě účinná pojistná zařízení (tj. s rozněcovači, které jsou přiřazeny ke skupině snášenlivosti B) za předpokladu, že je dodrženo zvláštní ustanovení MP21 oddílu 4.1.10 ADR. Takové kusy se přiřadí skupinám snášenlivosti D nebo E.

**POZNÁMKA 4:** Předměty smějí být opatřeny svými vlastními roznětnými prostředky nebo s nimi být baleny společně za předpokladu, že se roznětné prostředky nemohou za normálních přepravních podmínek uvést v činnost.

**POZNÁMKA 5:** Předměty skupin snášenlivosti C, D a E smějí být baleny společně. Takové kusy musí být přiřazeny ke skupině snášenlivosti E.

2.2.1.1.7 Přiřazení výrobků zábavní pyrotechniky k podtřídám

2.2.1.1.7.1 Výrobky zábavní pyrotechniky musí být obvykle přiřazeny k podtřídám 1.1, 1.2, 1.3 a 1.4 na základě dat získaných ze zkoušek série 6 Příručky zkoušek a kritérií. Avšak:

- (a) kaskády obsahující výbuškovou slož (viz Poznámka 2 v 2.2.1.1.7.5) musí být klasifikovány jako 1.1G, bez ohledu na výsledky Série zkoušek 6;
- (b) jelikož je počet druhů zábavní pyrotechniky velmi rozsáhlý a kapacita zkušebních zařízení může být omezená, přiřazení k podtřídám může být také provedeno v souladu s postupem uvedeným v 2.2.1.1.7.2.

2.2.1.1.7.2 Přiřazení výrobků zábavní pyrotechniky k UN číslům 0333, 0334, 0335 a 0336 může být rovněž provedeno na základě analogie, bez zkoušek série 6, v souladu se stanovenou klasifikací výrobků zábavní pyrotechniky dle tabulky v 2.2.1.1.7.5. Takové přiřazení může být provedeno pouze se souhlasem příslušného orgánu. Výrobky neuvedené v této tabulce musí být klasifikovány na základě dat získaných ze zkoušek série 6.

**POZNÁMKA 1:** Zařazení nových druhů výrobků zábavní pyrotechniky do sloupce 1 tabulky v 2.2.1.1.7.5 může být provedeno pouze na základě výsledků všech předepsaných zkoušek postoupených Podvýboru expertů pro přepravu nebezpečných věcí OSN k posouzení.

**POZNÁMKA 2:** Výsledky zkoušek získané příslušnými orgány, které potvrzují nebo vyvracejí

přiřazení výrobků zábavní pyrotechniky uvedených ve sloupci 4 tabulky v 2.2.1.1.7.5 k podtřídám ve sloupci 5, by měly být postoupeny Podvýboru expertů pro přepravu nebezpečných věcí OSN pro informaci.

2.2.1.1.7.3 Jestliže jsou výrobky zábavní pyrotechniky více než jedné podtřídy zabaleny ve stejném kusu, musí být klasifikovány jako nejnebezpečnější podtřída, pokud z dat získaných ze zkoušek série 6 nevyplyne jiná klasifikace.

2.2.1.1.7.4 Klasifikace uvedená v tabulce 2.2.1.1.7.5 platí pouze pro předměty zabalené v lepenkových bednách (4G).

2.2.1.1.7.5 Tabulka stanovených klasifikací výrobků zábavní pyrotechniky<sup>1</sup>

**POZNÁMKA 1:** Odkazy na procenta v tabulce znamenají, není-li stanoveno jinak, hmotnost všech pyrotechnických látek (například raketových motorů, výmetné náložky, trhové náložky a efektové náložky).

**POZNÁMKA 2:** „Výbušková slož“ v této tabulce se vztahuje na pyrotechnické látky v práškové formě nebo jako pyrotechnické díly v předmětech zábavní pyrotechniky, které jsou používány v kaskádách nebo k vytváření zvukového efektu, nebo jsou používány jako trhací nebo hnací náložka, ladaže

- (a) doba nárůstu tlaku při zkoušce HLS výbuškové složy v přípojku 7 Příručky zkoušek a kritérií je delší než 6 ms pro 0,5 g pyrotechnické látky; nebo
- (b) pyrotechnická látka dává při zkoušce US výbuškové složy v přípojku 7 Příručky zkoušek a kritérií negativní „-“ výsledek.“

**POZNÁMKA 3:** Uvedené rozměry v mm se vztahují:

- pro kulové nebo válcové kombinované efektové pumy k průměru tělesa pumy,
- pro válcové efektové pumy k délce pumy,
- pro efektové pumy v moždíři, římské svíce, vystřelovací trubice nebo miny k vnitřnímu průměru trubice obsahující předmět zábavní pyrotechniky,
- pro sáčkovou nebo válcovou minu, k vnitřnímu průměru moždíře určeného pro minu.

<sup>1</sup> Tato tabulka obsahuje seznam klasifikace předmětů zábavní pyrotechniky, která může být použita bez zkoušek série 6, Příručky zkoušek a kritérií (viz 2.2.1.1.7.2)

Typ	Zahrnuje/nazývá se:	Definice	Specifikace	Klasifikace
Puma, kulová nebo válcová	Kulová efekťová puma: výšková efekťová puma, barevná efekťová puma, kombinovaná více-efekťová puma, námořní puma, padáková efekťová puma, dýmová efekťová puma, hvězdicová efekťová puma, dělostřelecká pozdravná, zvukové efekťové pumy: třesková efekťová puma, hromová rána, pumová sestava	Zařízení s hnačí náplní nebo bez ní, se zpoždovací zápalnicí a trhavou náložkou, pyrotechnickými díly nebo volně loženou pyrotechnickou látkou, určené k odpalování z moždíře	Všechny třeskové pumy	1.1G
			Barevná puma: $\geq 180$ mm	1.1G
			Barevná puma: $< 180$ mm s $> 25$ % výbuškové složky, jako volný prášek a/nebo s třeskovým efektem	1.1G
			Barevná puma: $< 180$ mm s $\leq 25$ % výbuškové složky, jako volný prášek a/nebo s třeskovým efektem	1.3G
			Barevná puma: $\leq 50$ mm, nebo $\leq 60$ g pyrotechnické látky, s $\leq 2$ % výbuškové složky, jako volný prášek a/nebo s třeskovým efektem	1.4G
	Kombinovaná efekťová puma	Zařízení s dvěma nebo více kulovými efekťovými pumami ve společném obalu, s oddělenými vnějšími zpoždovacími zápalnicemi, vystřelované společnou hnačí náplní	Nejnebezpečnější kulová efekťová puma určuje klasifikaci.	
	Přebíty moždíř, puma v moždíři	Zařízení sestávající z kulové nebo válcové efekťové pumy umístěné v moždíři, který je určen k jejímu vystřelení	Všechny třeskové pumy	1.1G
			Barevné pumy: $\geq 180$ mm	1.1G
			Barevná puma: s $> 25$ % výbuškové složky jako volný prášek a/nebo s třeskovým efektem	1.1G
			Barevné pumy $> 50$ mm a $< 180$ mm	1.2G
			Barevné pumy $\leq 50$ mm, nebo s $\leq 60$ g pyrotechnické látky, s $\leq 25$ % zábleskové složky jako volný prášek a/nebo s třeskovým efektem	1.3G

Typ	Zahrnuje/nazývá se:	Definice	Specifikace	Klasifikace
Puma kulová nebo válcová (pokračování)	Pumy v pumě (kulová) (Odkazy na procenta pro pumy v pumě se vztahují na hrubou hmotnost pyrotechnického předmětu)	Zařízení, bez hnací náplně se zpožďovací zápalnicí a s trhavou náložkou, obsahující třeskové pumy a inertní materiály, které je určeno k vystřelování z moždíře	> 120 mm	1.1G
		Zařízení, bez hnací náplně se zpožďovací zápalnicí a s trhavou náložkou, obsahující třeskové pumy s ≤ 25 g výbuškové složy v jedné pumě, s ≤ 33 % výbuškové složy a s ≥ 60 % inertního materiálu, které je určeno k vystřelování z moždířů	≤ 120 mm	1.3G
		Zařízení, bez hnací náplně se zpožďovací zápalnicí a trhavou náložkou, obsahující barevné pumy a/nebo pyrotechnické díly, které je určeno k vystřelování z moždířů	> 300 mm	1.1G
		Zařízení, bez hnací náplně se zpožďovací zápalnicí a trhavou náložkou, obsahující barevné pumy ≤ 70 mm a/nebo pyrotechnické díly s ≤ 25 % výbuškové složy a s 60 % pyrotechnických látek, které je určeno k vystřelování z moždířů	> 200 mm a ≤ 300 mm	1.3G
		Zařízení, s hnací náplní, se zpožďovací zápalnicí a trhavou náložkou, obsahující barevné pumy ≤ 70 mm a/nebo pyrotechnické díly s ≤ 25 % výbuškové složy a s 60 % pyrotechnických látek, které je určeno k vystřelování z moždířů	≤ 200 mm	1.3G
Baterie/kom- binace	Přehradová palba, dělostřelecká palba, prostorové efekty, květinové efekty, pumové koule, výbuchy, palebné baterie, palebné baterie se zábleskem, vzdušná pumová sestava	Sestava obsahující několik dílů buď stejného typu, nebo různých typů, které odpovídají jednomu z typů předmětu zábavní pyrotechniky uvedeného v této tabulce, má jedno nebo dvě místa zážehu	Nejnebezpečnější typ předmětu zábavní pyrotechniky určuje klasifikaci	

Typ	Zahrnuje/nazývá se:	Definice	Specifikace	Klasifikace
Římská svíce	Efektová svíce, svíce, bombičky	Trubice obsahující sestavu pyrotechnických dílů, sestávající z podobných pyrotechnických látek, hnací a přenosové zápalnice	<p>≥ 50 mm vnitřního průměru, obsahující výbuškovou slož., nebo &lt; 50 mm s &gt; 25 % výbuškové slože</p> <p>≥ 50 mm vnitřního průměru, neobsahující výbuškovou slož</p> <p>&lt; 50 mm vnitřního průměru a s ≤ 25 % výbuškové slože</p> <p>≤ 30 mm vnitřního průměru každého pyrotechnického elementu ≤ 25 g a s ≤ 5 % výbuškové slože</p>	<p>1.1G</p> <p>1.2G</p> <p>1.3G</p> <p>1.4G</p>
Jednoranná svíce	Jednoranná svíce	Trubice obsahující pyrotechnické díly sestávající z pyrotechnické látky, hnací náplně a přenosové zápalnice nebo bez ní	<p>≤ 30 mm vnitřního průměru a pyrotechnický element &gt; 25 g, nebo s &gt; 5 % a s ≤ 25 % výbuškové slože</p> <p>≤ 30 mm vnitřního průměru, pyrotechnický element ≤ 25 g a s ≤ 5 % výbuškové slože</p>	<p>1.3G</p> <p>1.4G</p>
Raketa	Lavinové rakety, signální rakety, pískavé rakety, lahвовé rakety, nebeské rakety, rakety typu střel, stolní rakety	Trubice obsahující pyrotechnickou látku a/nebo pyrotechnické díly, opatřená latí nebo jiným prostředkem stabilizace letu, která je určena k vystřelování do vzduchu	<p>Pouze s efektem výbuškové slože</p> <p>Výbušková slož s &gt; 25 % pyrotechnické slože</p> <p>s &gt; 20 g pyrotechnické látky s ≤ 25 % výbuškové slože</p> <p>s ≤ 20 g pyrotechnické látky, černého prachu, trhavé směsi a s ≤ 0,13 g výbuškové slože na ránu a ≤ 1 g celkové</p>	<p>1.1G</p> <p>1.1G</p> <p>1.3G</p> <p>1.4G</p>
Mina	Povrchová mina, sáčková mina, válcová mina	<p>Trubice obsahující hnací náplň a pyrotechnické díly, která je určena k položení nebo upevnění na zem. Základním efektem je vymetení všech pyrotechnických dílů do vzduchu v jediném ohnivém prostorovém vizuálním a/nebo zvukovém efektu nebo:</p> <p>Tkaninový nebo papírový sáček nebo váleček obsahující hnací náplň a pyrotechnické díly, určený k umístění do moždiže s funkcí miny</p>	<p>s &gt; 25 % výbuškové slože, jako volný prášek a/nebo s třeskovými efekty</p> <p>≥ 180 mm a s ≤ 25 % výbuškové slože jako volný prášek a/nebo s třeskovými efekty</p> <p>&lt; 180 mm a s ≤ 25 % výbuškové slože jako volný prášek a/nebo s třeskovými efekty</p>	<p>1.1G</p> <p>1.1G</p> <p>1.3G</p>

Typ	Zahrnuje/nazývá se:	Definice	Specifikace	Klasifikace
			s ≤ 150 g pyrotechnické látky, obsahující ≤ 5 % výbuškové složky jako volný prášek a/nebo s třeskovým efektem. Každý pyrotechnický element ≤ 25 g, každý třeskový efekt < 2 g; každý hvízd, jestliže existuje ≤ 3 g	1.4G
Fontány	Sopky, ohňopády, osvětlovací pochodně, fontány, létající jiskry	Nekovové pouzdro obsahující lisovanou nebo zhutněnou pyrotechnickou látku vytvářející jiskry a plamen <b>POZNÁMKA:</b> Fontány určené k vytváření vertikální kaskády nebo ohněpádu se považují za kaskády (viz následující položku).	≥ 1 kg pyrotechnické látky < 1 kg pyrotechnické látky	1.3G 1.4G
Kaskáda	Bezpośredně	pyrotechnická fontána určená k vytváření vertikální kaskády nebo ohněpádu	obsahující výbuškovou složku bez ohledu na výsledky zkoušky Série 6 (viz 2.2.1.1.7.1 (a)) neobsahující výbuškovou složku	1.1G 1.3G
Prskavky	Ruční prskavky, prskavky neurčené k držení v ruce, drátové prskavky	Tuhý drát částečně potažený (z jednoho konce) pomalu hořící pyrotechnickou látkou s nebo bez zapalovací špičky	Prskavky s chloristany: > 5 g na kus nebo > 10 kusů v balíčku Prskavky s chloristany: ≤ 5 g na kus a ≤ 10 kusů v balíčku; Prskavky s dusičany: ≤ 30 g na kus	1.3G 1.4G
Bengálská tyčinka	Tlumená tyčinka	Nekovové tyčinky částečně potažené (z jednoho konce) pomalu hořící pyrotechnickou látkou, určené k držení v ruce	Prskavky s chloristany: > 5 g na kus nebo > 10 kusů v balíčku Prskavky s chloristany: ≤ 5 g na kus a ≤ 10 kusů v balíčku; Prskavky s dusičany: ≤ 30 g na kus	1.3 G 1.4G



Typ	Zahrnuje/nazývá se:	Definice	Specifikace	Klasifikace
Drobné předměty zábavní pyrotechniky s nízkou nebezpečností	Stolní bomby, bouchací kuličky, kapsle, dýmovnice, mlhovnice, hadi, červi, serpentiny, praskací provázky, oslavné rány	Zařízení určené k vytváření velmi omezených vizuálních a/nebo zvukových efektů, které obsahuje malé množství pyrotechnické látky a/nebo výbušné složky	Bouchací kuličky a kapsle mohou obsahovat nejvýše 1,6 mg třaskavého stříbra; kapsle a oslavné rány mohou obsahovat nejvýše 16 mg směsi chlorečnanu draselného a červeného fosforu; jiné předměty mohou obsahovat nejvýše 5 g pyrotechnické látky, ale žádnou výbuškovou složku	1.4G
Kotouče	Vzdušný kotouč, helikoptéra, pozemní kotouč	Nekovová trubička nebo trubičky obsahující pyrotechnickou látku, která vytváří plyn nebo jiskry s nebo bez složky produkující zvuk, s nebo bez křidélek	Pyrotechnická látka v kusu > 20 g, obsahující ≤ 3 % výbuškové složky vytvářející třesk, nebo hvízdající složky ≤ 5 g  Pyrotechnická látka v kusu ≤ 20 g, obsahující ≤ 3 % zábleskové složky vytvářející třesk, nebo hvízdavé složky ≤ 5 g	1.3G  1.4G
Světelná kola	Saxon	Zařízení opatřené pohonnými jednotkami obsahujícími pyrotechnickou látku a vybavené přídatnými prosifedky, které umožňují převést přímočarý pohyb v rotaci	≥ 1 kg pyrotechnické látky celkem, bez třaskavého efektu, každý hvízd (jestliže existuje) ≤ 25 g a ≤ 50 g hvízdavé složky v kole  < 1 kg pyrotechnické látky celkem, bez třeskového efektu, každý hvízd (jestliže existuje) ≤ 5 g a ≤ 10 g hvízdavé složky v kole	1.3G  1.4G
Vzdušné kolo	Létající Saxon, UFO, vznášející se koruna	Trubice obsahující hnací náplně a pyrotechnické látky vytvářející jiskry, plamen a/nebo zvuk. Trubice jsou upevněny k nosnému kolu	> 200 g pyrotechnické látky nebo > 60 g pyrotechnické látky v jednom elementu s ≤ 3 % výbuškové složky s třeskovými efekty, každý hvízd (jestliže existuje) ≤ 25 g a ≤ 50 g hvízdavé složky v jednom kole	1.3G

Typ	Zahrnuje/nazývá se:	Definice	Specifikace	Klasifikace
			≤ 200 g pyrotechnické látky celkem a ≤ 60 g pyrotechnické látky v jedné pohonné jednotce ≤ 3 % výbuškové složce s třeskovými efekty, každý hvízd (jestliže existuje) ≤ 5 g a ≤ 10 g hvízdové složce v jednom kole	1.4G
Výběrový ballíček	Ukázková sestava, zahradní sestava, pokojová sestava	Ballíček s více než jedním typem, který odpovídá jednomu z typu výrobku zábavní pyrotechniky uvedeného v této tabulce	Nejnebezpečnější výrobek zábavní pyrotechniky určuje klasifikaci	
Práskající sestava	Oslavná petarda, oslavná rulička	Sestava trubic (papírových nebo lepenkových) spojená pyrotechnickou zápalnicí. Každá trubice je určena k tvorbě zvukového efektu	Každá trubice ≤ 140 mg výbuškové složce nebo ≤ 1 g černého prachu	1.4G
Petarda	Pozdravná petarda, záblesková petarda, žertovná petarda	Nekovová trubice obsahující třeskovou složku určená k tvorbě zvukového efektu	> 2 g výbuškové složce v elementu	1.1G
			≤ 2 g výbuškové složce v elementu a ≤ 10 g ve vnitřním obalu	1.3G
			≤ 1 g výbuškové složce v elementu a ≤ 10 g ve vnitřním obalu nebo ≤ 10 g černého prachu v elementu	1.4G

**2.2.1.1.8** Vyloučení ze třídy 1

2.2.1.1.8.1 *Předmět nebo látka může být vyloučen(a) ze třídy 1 na základě výsledků zkoušek a definice třídy 1 se schválením příslušného orgánu kterékoli smluvní strany ADN, který může také uznat schválení udělené příslušným orgánem země, která není smluvní stranou ADN, za podmínky, že toto schválení bylo uděleno v souladu s postupy platnými podle RID, ADR, ADN, IMDG Code nebo ICAO Technical Instructions.*

2.2.1.1.8.2 *Se schválením příslušného orgánu podle 2.2.1.1.8.1 smí být předmět vyloučen ze třídy 1, jestliže tři nezabalené předměty, každý jednotlivě aktivovaný svými vlastními iniciačními nebo roznětnými prostředky nebo vnějšími prostředky tak, aby fungoval stanoveným způsobem, splní následující zkušební kritéria:*

- (a) Žádný vnější povrch nesmí mít teplotu vyšší než 65 °C. Okamžitý nárůst teploty do 200 °C je akceptovatelný;
- (b) Žádné prasknutí nebo roztržení vnějšího pláště nebo pohyb předmětu nebo jeho uvolněných částí do vzdálenosti větší než jeden metr v kterémkoli směru;

**POZNÁMKA:** *Pokud by celistvost předmětu mohla být ovlivněna v případě vnějšího požáru, musí být tato kritéria prověřena zkouškou vystavením ohni, jak je popsána v normě ISO 12097-3.*

- (c) Žádný akustický záznam překračující špičkovou hodnotu 135 dB(C) ve vzdálenosti jednoho metru;
- (d) Žádný záblesk nebo plamen schopný zažehnout materiál, jako je list papíru gramáže 80 ± 10 g/m<sup>2</sup>, při dotyku s tímto předmětem; a
- (e) Žádné tvoření kouře, dýmu nebo prachu v takových množstvích, že viditelnost v komoře o velikosti jednoho kubického metru, vybavené vyfukovacími panely náležité velikosti, je snížena o více než 50 %, jak je naměřeno kalibrovaným fotometrem (luxmetrem) nebo radiometrem umístěnými ve vzdálenosti jednoho metru od konstantního světelného zdroje umístěného ve středu protilehlých stěn. Je možno použít též všeobecný návod ke zkoušení optické hustoty v normě ISO 5659-1 a všeobecný návod k fotometrickému systému popsanému v oddílu 7.5 normy ISO 5659-2 nebo je možno použít také podobné metody měření optické hustoty určené ke stejnému účelu. K minimalizaci účinků rozptýleného nebo pronikajícího světla, které není emitováno přímo světelným zdrojem, musí být použit vhodný kryt obklopující zadní a boční strany fotometru.

**POZNÁMKA 1:** *Jestliže během zkoušek vztahujících se ke kritériím uvedeným pod písmeny (a), (b), (c) a (d) není upozorován žádný nebo je upozorován jen velmi malý kouř, je možno od zkoušky uvedené pod písmenem (e) upustit.*

**POZNÁMKA 2:** *Příslušný orgán zmíněný v 2.2.1.1.8.1 může vyžadovat provedení zkoušek v balené formě, je-li zjištěno, že předmět, jak je zabalen pro přepravu, může představovat větší riziko.*

**2.2.1.1.9** Klasifikační dokumentace

2.2.1.1.9.1 *Příslušný orgán přirazující předmět nebo látku do třídy 1 musí potvrdit tuto klasifikaci žadateli písemně.*

2.2.1.1.9.2 *Klasifikační dokument vydaný příslušným orgánem smí být v jakékoli formě a může sestávat z více než jedné stránky, pokud jsou stránky číslovány postupně. Dokument musí mít jediné jednací číslo.*

2.2.1.1.9.3 *Informace obsažené v dokumentu musí být snadno identifikovatelné, čitelné a trvalé.*

2.2.1.1.9.4 *Příklady informací, které mohou být obsaženy v klasifikačním dokumentu jsou následující:*

- (a) Název příslušného orgánu a ustanovení vnitrostátních předpisů, která zakládají jeho legitimitu;
- (b) Odvětvové nebo celostátní předpisy, k nimž se klasifikační dokument vztahuje;
- (c) Potvrzení, že klasifikace byla schválena, provedena nebo odsouhlasena podle Vzorových předpisů OSN nebo příslušných odvětvových předpisů;
- (d) Název a adresa právnické osoby, které byla klasifikace svěřena, a identifikační číslo společnosti, které jednoznačně identifikuje danou společnost nebo její pobočky podle vnitrostátních předpisů;
- (e) Pojmenování, pod kterým bude výbušná látka nebo předmět uveden(a) na trh nebo podáván(a) k přepravě;
- (f) Oficiální pojmenování pro přepravu, UN číslo, třída, podtřída a příslušná skupina snášenlivosti výbušné látky nebo předmětu;

- (g) Tam, kde je to patřičné, nejvyšší čistá (netto) hmotnost výbušné látky obsažené v kusu nebo předmětu;
- (h) Jméno, podpis, razítko, pečeť nebo jiná identifikace osoby pověřené příslušným orgánem k vydání klasifikačního dokumentu jsou jasně viditelné;
- (i) Pokud je bezpečnost při přepravě nebo podtržda považována za závislou na obalu, identifikace schválených:
  - vnitřních obalů
  - meziobalů
  - vnějších obalů;
- (j) Klasifikační dokument uvádí číslo součásti, skladové číslo nebo jakékoli jiné identifikační číslo, pod nímž bude výbušná látka nebo předmět uveden(a) na trh nebo podáván(a) k přepravě;
- (k) Název a adresa právnické osoby, která vyrábí výbušniny, a identifikační číslo společnosti, které jednoznačně identifikuje danou společnost nebo její pobočky podle vnitrostátních předpisů;
- (l) Jakákoli dodatečná informace týkající se příslušného pokynu pro balení a popřípadě zvláštních ustanovení pro balení, kde je to náležité;
- (m) Základna pro volbu klasifikace, tj. zda na základě výsledků, zkoušek, závady u zábavné pyrotechniky, analogie se zaříděnou výbušnou látkou nebo předmětem, definice uvedená v tabulce A kapitoly 3.2 atd.;
- (n) Jakékoli zvláštní podmínky nebo omezení, které příslušný orgán stanovil pro zajištění bezpečnosti přepravy výbušnin, sdělování nebezpečí a mezinárodní přepravu;
- (o) Datum vypršení platnosti klasifikačního dokumentu, pokud to příslušný orgán považuje za nutné.

#### **2.2.1.2 Látka a předměty nepřipustné k přepravě**

2.2.1.2.1 *Výbušné látky, které vykazují podle kritérií Příručky zkoušek a kritérií, části I. nepřipustně vysokou citlivost, nebo u kterých může nastat samovolná reakce, jakož i výbušné látky a předměty, které nemohou být přiřazeny k pojmenování nebo j.n. položce uvedeným v tabulce A kapitoly 3.2, nejsou připuštěny k přepravě.*

2.2.1.2.2 *Předměty skupiny snášenlivosti K (1.2 K, UN číslo 0020 a 1.3 K, UN číslo 0021) nejsou připuštěny k přepravě.*

## 2.2.1.3 Seznam hromadných položek

Klasifikační kód (viz 2.2.1.1.4)	UN číslo	Pojmenování látek nebo předmětů
1.1 A	0473	LÁTKY VÝBUŠNÉ, J.N.
1.1 B	0461	SOUČÁSTI, ROZNĚTNÉ SYSTÉMY, J.N.
1.1 C	0474	LÁTKY VÝBUŠNÉ, J.N.
	0497	POHONNÁ HMOTA, KAPALNÁ
	0498	POHONNÁ HMOTA, TUHÁ
	0462	PŘEDMĚTY VÝBUŠNÉ, J.N.
1.1 D	0475	LÁTKY VÝBUŠNÉ, J.N.
	0463	PŘEDMĚTY VÝBUŠNÉ, J.N.
1.1 E	0464	PŘEDMĚTY VÝBUŠNÉ, J.N.
1.1 F	0465	PŘEDMĚTY VÝBUŠNÉ, J.N.
1.1 G	0476	LÁTKY VÝBUŠNÉ, J.N.
1.1 L	0357	LÁTKY VÝBUŠNÉ, J.N.
	0354	PŘEDMĚTY VÝBUŠNÉ, J.N.
1.2 B	0382	SOUČÁSTI ROZNĚTNÝCH ŘETĚZCŮ, J.N.
1.2 C	0466	PŘEDMĚTY VÝBUŠNÉ, J.N.
1.2 D	0467	PŘEDMĚTY VÝBUŠNÉ, J.N.
1.2 E	0468	PŘEDMĚTY VÝBUŠNÉ, J.N.
1.2 F	0469	PŘEDMĚTY VÝBUŠNÉ, J.N.
1.2 L	0358	VÝBUŠNÉ LÁTKY, J.N.
	0248	ZAŘÍZENÍ, AKTIVOVATELNÁ VODOU, s trhavou náložkou, výmetnou nebo hnací náplní
	0355	PŘEDMĚTY VÝBUŠNÉ, J.N.
1.3 C	0132	DEFLAGUJÍCÍ KOVOVÉ SOLI AROMATICKÝCH NITROSLOUČENIN, J.N.
	0477	LÁTKY VÝBUŠNÉ, J.N.
	0495	POHONNÁ HMOTA, KAPALNÁ
	0499	POHONNÁ HMOTA, TUHÁ
	0470	PŘEDMĚTY VÝBUŠNÉ, J.N.
1.3 G	0478	LÁTKY VÝBUŠNÉ, J.N.
1.3 L	0359	LÁTKY VÝBUŠNÉ, J.N.
	0249	ZAŘÍZENÍ, AKTIVOVATELNÁ VODOU, s trhavou náložkou, výmetnou nebo hnací náplní
	0356	PŘEDMĚTY VÝBUŠNÉ, J.N.
1.4 B	0350	PŘEDMĚTY VÝBUŠNÉ, J.N.
	0383	SOUČÁSTI ROZNĚTNÝCH ŘETĚZCŮ, J.N.
1.4 C	0479	LÁTKY VÝBUŠNÉ, J.N.
	0501	POHONNÁ HMOTA, TUHÁ
	0351	PŘEDMĚTY VÝBUŠNÉ, J.N.
1.4 D	0480	LÁTKY VÝBUŠNÉ, J.N.
	0352	PŘEDMĚTY VÝBUŠNÉ, J.N.
1.4 E	0471	PŘEDMĚTY VÝBUŠNÉ, J.N.
1.4 F	0472	PŘEDMĚTY VÝBUŠNÉ, J.N.
1.4 G	0485	LÁTKY VÝBUŠNÉ, J.N.
	0353	PŘEDMĚTY VÝBUŠNÉ, J.N.
1.4 S	0481	LÁTKY VÝBUŠNÉ, J.N.
	0349	PŘEDMĚTY VÝBUŠNÉ, J.N.
	0384	SOUČÁSTI ROZNĚTNÝCH ŘETĚZCŮ, J.N.
1.5 D	0482	VÝBUŠNÉ LÁTKY, VELMI NECITLIVÉ (EVI), J.N.
1.6 N	0486	PŘEDMĚTY, VÝBUŠNÉ, VELMI NECITLIVÉ (EEI)
	0190	VZORKY, VÝBUŠNÉ, jiné než třaskaviny <b>POZNÁMKA:</b> Podtřída a skupina snášlivosti musí být určeny příslušným orgánem a v souladu s ustanoveními v 2.2.1.1.4.

## 2.2.1.4

## Glosář pojmenování

**POZNÁMKA 1:** *Smyslem popisů v glosáři není náhrada zkušebních postupů, ani stanovení klasifikace látky nebo předmětu třídy 1. Rozhodnutí o zařazení do správné podtřídy a o tom, zda mohou být přiřazeny ke skupině snášenlivosti S, musí být založeno na zkouškách výrobku podle Příručky zkoušek a kritérií, části I, nebo na analogii s podobnými, již odzkoušenými výrobky, zařazenými podle postupů Příručky zkoušek a kritérií.*

**POZNÁMKA 2:** *Za pojmenováními jsou uvedena příslušná UN čísla (kapitola 3.2, tabulka A, sloupec 2). Pokud jde o klasifikační kód, viz 2.2.1.1.4.*

BLESKOVICE, ohebná: UN čísla 0065, 0289

Předmět sestávající z duše z detonující výbušniny opředené textilním vláknem, buď s povlakem nebo bez povlaku z plastu nebo jiného materiálu. Povlak není potřebný, pokud je opřádění z textilních vláken prachotěsné.

BLESKOVICE, s kovovým pláštěm: UN čísla 0102, 0290

Předmět sestávající z duše z detonující výbušniny v trubici z měkkého kovu s ochranným povlakem nebo bez ochranného povlaku.

BLESKOVICE, S MALÝM ÚČINKEM, s kovovým pláštěm: UN číslo 0104

Předmět sestávající z duše z detonující výbušniny v plášti z měkkého kovu s ochranným povlakem nebo bez ochranného povlaku. Množství výbušné látky je tak malé, že se vně bleskovice projevuje jen nepatrný účinek výbuchu.

BOJOVÉ HLAVICE, RAKETA, s trhací náplní: UN čísla 0286, 0287

Předměty sestávající z detonující výbušniny. Buď neobsahují roznětné prostředky, nebo obsahují roznětné prostředky, které mají nejméně dvě účinná pojistná zařízení. Jsou určeny pro připevnění k raketě. Pod toto pojmenování spadají také bojové hlavice pro řízené střely.

BOJOVÉ HLAVICE, RAKETA, s trhací náplní: UN číslo 0369

Předměty sestávající z detonující výbušniny. Obsahují roznětné prostředky, které nemají nejméně dvě účinná pojistná zařízení. Jsou určeny pro připevnění k raketě. Pod toto pojmenování spadají také bojové hlavice pro řízené střely.

BOJOVÉ HLAVICE, RAKETA, s trhavou náložkou nebo výmetnou náplní: UN číslo 0370

Předměty sestávající z nevýbušné užitečné zátěže a z malé nálože detonující nebo deflagrující výbušniny. Buď neobsahují roznětné prostředky, nebo obsahují roznětné prostředky, které mají nejméně dvě účinná pojistná zařízení. Jsou určeny pro připevnění k raketovému motoru k rozhozu nevýbušného materiálu. Pod toto pojmenování spadají také bojové hlavice pro řízené střely.

BOJOVÉ HLAVICE, RAKETA, s trhavou náložkou nebo výmetnou náplní: UN číslo 0371

Předměty sestávající z nevýbušné užitečné zátěže a malé nálože detonující nebo deflagrující výbušniny. Obsahují roznětné prostředky, které nemají nejméně dvě účinná pojistná zařízení. Jsou určeny pro připevnění k raketovému motoru k rozhozu nevýbušného materiálu. Pod toto pojmenování spadají také bojové hlavice pro řízené střely.

BOJOVÉ HLAVICE, TORPÉDO s trhací náplní: UN číslo 0221

Předměty sestávající z detonující výbušniny. Buď neobsahují roznětné prostředky, nebo obsahují roznětné prostředky, které mají nejméně dvě účinná pojistná zařízení. Jsou určeny pro připevnění k torpédu.

GRANÁTY, ruční nebo puškové, s trhací náplní: UN čísla 0284, 0285

Předměty, které jsou určeny k ručnímu vrhání nebo k vystřelování z pušek. Neobsahují roznětné prostředky nebo obsahují roznětné prostředky, které mají nejméně dvě účinná pojistná zařízení.

GRANÁTY, ruční nebo puškové, s trhací náplní: UN čísla 0292, 0293

Předměty, které jsou určeny k ručnímu vrhání nebo k vystřelování z pušek. Obsahují roznětné prostředky, které mají méně než dvě účinná pojistná zařízení.

GRANÁTY, CVIČNÉ, ruční nebo puškové: UN čísla 0110, 0318, 0372, 0452

Předměty bez hlavní trhací nálože, které jsou určeny k ručnímu vrhání nebo k vystřelování z pušek. Obsahují roznětný prostředek a mohou obsahovat značkovací náplň.

HEXOLIT (HEXOTOL), suchý nebo vlhčený méně než 15% hm. vody: UN číslo 0118

Látka sestávající z těsné směsi 1,3,5-trinitro-1,3,5-triazacyklohexanu (RDX) a trinitrotoluenu (TNT). Pod toto pojmenování spadá také „Composition B“.

HEXOTONAL: UN číslo 0393

Látka sestávající z těsné směsi z 1,3,5-trinitro-1,3,5-triazacyklohexanu (RDX), trinitrotoluenu (TNT) a hliníku.

HLOUBKOVÉ SONDY, VÝBUŠNÉ: UN čísla 0204, 0296

Předměty sestávající z nálože trhaviny s roznětnými prostředky, které nemají nejméně dvě účinná pojistná zařízení. Jsou shazovány z lodí a jsou uváděny v činnost při dosažení určené hloubky nebo po dopadu na dno.

HLOUBKOVÉ SONDY, VÝBUŠNÉ: UN čísla 0374, 0375

Předměty sestávající z nálože trhaviny bez roznětných prostředků nebo s roznětnými prostředky, které mají nejméně dvě účinná pojistná zařízení. Jsou shazovány z lodí a jsou uváděny v činnost při dosažení určené hloubky nebo po dopadu na dno.

KUMULATIVNÍ NÁLOŽE, PERFORAČNÍ, pro ropné vrty, bez rozbušky: UN čísla 0124, 0494

Předměty sestávající z ocelových trubek nebo kovových pouzder, do kterých jsou vloženy kumulativní nálože, které jsou propojeny bleskovicí. Neobsahují roznětné prostředky.

LÁTKY VÝBUŠNÉ, VELMI NECITLIVÉ (EVI), J.N.: UN číslo 0482

Látky nebezpečné hromadným výbuchem, které jsou tak necitlivé, že při normálních přepravních podmínkách je jen velmi malá pravděpodobnost jejich roznětu nebo přechodu z hoření v detonaci. Tyto látky musí obstát ve zkouškách série 5 dle Příručky zkoušek a kritérií.

MINY, s trhací náplní: UN čísla 0136, 0294

Předměty sestávající obvykle z obalu z kovu nebo kompozitních materiálů, které jsou naplněny detonující výbušninou, s roznětnými prostředky, které nemají nejméně dvě pojistná zařízení. Jsou určeny k uvedení v činnost při styku s plavidly, vozidly nebo osobami. Pod toto pojmenování spadají také „Bangalore torpedoes“.

MINY, s trhací náplní: UN čísla 0137, 0138

Předměty sestávající obvykle z kovových nebo kompozitních obalů, které jsou naplněny detonující výbušninou bez nebo s roznětnými prostředky, které mají nejméně dvě účinná pojistná zařízení. Jsou určeny k uvedení v činnost při styku s plavidly, vozidly nebo osobami. Pod toto pojmenování spadají také „Bangalore torpedoes“.

MUNICE, CVIČNÁ: UN čísla 0362, 0488

Munice, bez hlavní trhavé nálože, která obsahuje trhavou nebo výmetnou náložku. Obvykle obsahuje také rozněcovadlo a hnací náplň.

**POZNÁMKA:** GRANÁTY, CVIČNÉ nejsou zahrnuty pod toto pojmenování. Ty jsou v tomto glosáři uvedeny zvlášť.

MUNICE, DÝMOVÁ, S BÍLÝM FOSFOREM, s trhavou náložkou, výmetnou nebo hnací náplní: UN čísla 0245, 0246

Munice, která obsahuje bílý fosfor jako dýmotvornou látku. Kromě toho obsahuje jeden nebo více těchto komponentů: hnací náplň se zápalkou a zažehovačem; rozněcovadlo s trhavou nebo výmetnou náplní. Toto pojmenování zahrnuje též dýmové granáty.

MUNICE, DÝMOVÁ, s nebo bez trhavé náložky, výmetné nebo hnací náplně: UN čísla 0015, 0016, 0303

Munice, která obsahuje dýmotvornou látku; jako směs kyseliny chlorsulfonové, chlorid titaničitý, nebo dýmotvornou pyrotechnickou slož založenou na hexachlorethanu nebo červeném fosforu. Pokud není dýmotvorná látka sama výbušninou, obsahuje munice také jednu nebo více následujících složek: hnací náplň se zapalovačem a zažehovačem, rozněcovadlo s trhavou nebo výmetnou náplní. Toto pojmenování zahrnuje též dýmové granáty.

**POZNÁMKA:** *SIGNÁLNÍ PROSTŘEDKY, DÝMOVÉ nejsou zahrnuty pod toto pojmenování. Ty jsou v tomto glosáři uvedeny zvlášť.*

MUNICE, OSVĚTLOVACÍ, s nebo bez trhavé náložky, výmetné nebo hnací náplně: UN čísla 0171, 0254, 0297

Munice určená k vytvoření jednotlivého zdroje intenzivního světla k osvětlení prostoru. Toto pojmenování zahrnuje osvětlovací nálože, granáty, střely a bomby osvětlovací a identifikující cíle.

**POZNÁMKA:** *Následující předměty nespádají pod toto pojmenování: NÁBOJE, SIGNÁLNÍ; PROSTŘEDKY SIGNÁLNÍ, TÍSNOVÉ; PROSTŘEDKY SIGNÁLNÍ RUČNÍ; SVĚTLICE, LETECKÉ; SVĚTLICE, POZEMNÍ. Ty jsou v tomto glosáři uvedeny zvlášť.*

MUNICE, SLZOTVORNÁ, s trhavou náložkou, výmetnou nebo hnací náplní: UN čísla 0018, 0019, 0301

Munice obsahující slzotvornou látku. Kromě toho obsahuje jeden nebo více těchto komponentů: pyrotechnickou látku, hnací náplň se zápalkou a zažehovačem, rozněcovadlo s trhavou nebo výmetnou náplní.

MUNICE, ZÁPALNÁ S BÍLÝM FOSFOREM, s trhavou náložkou, výmetnou nebo hnací náplní: UN čísla 0243, 0244

Munice, která obsahuje jako zápalnou látku bílý fosfor. Kromě toho obsahuje jednu nebo více těchto složek: hnací náplň se zápalkou a zažehovačem, rozněcovadlo s trhavou nebo výmetnou náplní.

MUNICE, ZÁPALNÁ, s kapalinou nebo gelem, s trhavou náložkou, výmetnou nebo hnací náplní: UN číslo 0247

Munice, která obsahuje kapalnou nebo gelovitou zápalnou látku. Pokud není zápalná látka sama výbušninou, obsahuje munice kromě toho ještě jednu nebo více těchto složek: hnací náplň se zápalkou a zažehovačem, rozněcovadlo s trhavou náložkou nebo výmetnou náplní.

MUNICE, ZÁPALNÁ, s nebo bez trhavé náložky, výmetné nebo hnací náplně: UN čísla 0009, 0010, 0300

Munice, která obsahuje zápalnou slož. Pokud není zápalná slož sama výbušninou, obsahuje munice kromě toho jednu nebo více těchto složek: pohonnou náplň se zápalkou a zažehovačem, rozněcovadlo s trhavou nebo výmetnou náložkou.

MUNICE, ZKUŠEBNÍ: UN číslo 0363

Munice, která obsahuje pyrotechnické látky. Slouží ke zkoušce funkce nebo odolnosti nové munice, zbraňových dílů nebo zařízení.



**NÁBOJE, MALORÁŽOVÉ: UN čísla 0012, 0339, 0417**

Munice, která sestává z nábojnice se středovým nebo okrajovým zápalem, obsahující hnací náplň a pevnou střelu. Náboje jsou určeny k vystřelování ze zbraní o ráži nejvýše 19,1 mm. Pod toto pojmenování jsou zahrnuty také brokové náboje všech ráží.

**POZNÁMKA:** *NÁBOJE MALORÁŽOVÉ, CVIČNÉ nespádají pod toto pojmenování. Tyto jsou uvedeny zvlášť. Také některé vojenské malorážové náboje nespádají pod toto pojmenování. Tyto jsou uvedeny pod pojmenováním NÁBOJE PRO ZBRANĚ, S INERTNÍ STŘELOU.*

**NÁBOJE PRO NÁŘADÍ, SLEPÉ: UN číslo 0014**

Předmět, používaný v nářadí, sestávající z uzavřené nábojnice se středovým nebo okrajovým zápalem a s náplní bezdýmného nebo černého prachu nebo bez ní, ale bez střely.

**NÁBOJE PRO ZBRANĚ CVIČNÉ, nebo NÁBOJE MALORÁŽOVÉ, CVIČNÉ: UN čísla 0014, 0327, 0338**

Munice, která sestává z uzavřené nábojnice se středovým nebo okrajovým zápalem a náplně z bezdýmného nebo černého prachu. Náboje neobsahují střely. Jsou určeny k vystřelování ze zbraní o ráži nejvýše 19,1 mm a slouží k vyvolání silného zvukového efektu. Používají se pro cvičné účely, k pozdravné střelbě, jako hnací náplně, pro startovací pistole atd.

**NÁBOJE PRO ZBRANĚ, CVIČNÉ: UN čísla 0014, 0326, 0327, 0338, 0413**

Munice, která sestává z uzavřené nábojnice se středovým nebo okrajovým zápalem a z náplně bezdýmného nebo černého prachu. Náboje neobsahují střely. Předměty slouží k vyvolání silného zvukového efektu. Používají se pro cvičné účely, k pozdravné střelbě, jako hnací náplně, pro startovací pistole atd. Pod toto pojmenování spadá také munice, cvičná.

**NÁBOJE PRO ZBRANĚ, S INERTNÍ STŘELOU: UN čísla 0012, 0328, 0339, 0417**

Munice, která sestává ze střely bez trhací nálože a z nábojky, s nebo bez zápalného šroubu. Předměty mohou obsahovat stopovku za předpokladu, že převažující nebezpečí představuje hnací náplň.

**NÁBOJE PRO ZBRANĚ s trhací náplní: UN 0005, 0007, 0348**

Munice, která sestává ze střely s trhavinovou náplní s roznětnými prostředky, které nemají nejméně dvě účinná pojistná zařízení a hnací náplně, s nebo bez zápalného šroubu. Pojmenování zahrnuje jednotné náboje, částečně dělené náboje a dělené náboje, jestliže jsou jednotlivé díly baleny společně.

**NÁBOJE PRO ZBRANĚ s trhací náplní: UN 0006, 0321, 0412**

Munice, která sestává ze střely s trhací náplní bez roznětných prostředků nebo s roznětnými prostředky, které mají nejméně dvě účinná pojistná zařízení, a hnací náplně, s nebo bez zápalného šroubu. Pojmenování zahrnuje jednotné náboje, částečně dělené náboje a dělené náboje, jestliže jsou jednotlivé díly baleny společně.

**NÁBOJE, SIGNÁLNÍ: UN čísla 0054, 0312, 0405**

Předměty, které jsou určeny pro vytváření barevných světelných nebo jiných signálů. Jsou vystřelovány ze signálních pistolí apod.

**NÁBOJE, ZÁBLESKOVÉ: UN čísla 0049, 0050**

Předměty sestávají z pouzdra, zápalky a zábleskové složky. Všechny součásti jsou sestaveny do jednoho celku připraveného ke střelbě.

**NÁBOJKY, PRO ROPNÉ VRTY: UN čísla 0277, 0278**

Předměty, sestávají z tenkého pouzdra z lepenky, kovu nebo jiného materiálu, které obsahují pouze bezdýmný prach a slouží k vystřelování tvrzených střel k prorážení pažení ropných vrtů.

**POZNÁMKA:** *Následující předměty nespádají pod toto pojmenování: NÁLOŽE KUMULATIVNÍ. Ty jsou v tomto glosáři uvedeny zvlášť.*

**NÁBOJNICE, PRÁZDNÉ, SE ZÁPALKOU: UN čísla 0055, 0379**

Předměty, sestávající z nábojnice z kovu, plastu nebo jiného nehořlavého materiálu, jejichž jedinou výbušnou součástí je zápalka nebo zápalkový šroub.

**NÁBOJNICE, SPALITELNÉ, PRÁZDNÉ, BEZ ZÁPALKY: UN čísla 0446, 0447**

Předměty sestávající z nábojnice, která je z části nebo celá zhotovena z nitrocelulózy.

**NÁLOŽE, DESTRUKČNÍ: UN číslo 0048**

Předměty, sestávající z pouzdra z lepenky, plastu, kovu nebo jiného materiálu, které obsahuje náplň z detonující výbušniny. Neobsahují roznětné prostředky, nebo obsahují roznětné prostředky, které mají nejméně dvě účinná pojistná zařízení.

**POZNÁMKA:** *Následující předměty nespádají pod tento pojem: PUMY, MINY, STŘELY, atd. Tyto jsou v tomto glosáři uvedeny zvlášť.*

**NÁLOŽE, KUMULATIVNÍ, bez rozbušky: UN čísla 0059, 0439, 0440, 0441**

Předměty sestávající z pouzdra obsahujícího nálož detonující výbušniny s dutinou, která je vyložena tuhým materiálem. Předměty jsou určeny k vyvolání mohutného usměrněného průrazného efektu.

**NÁLOŽE, KUMULATIVNÍ, OHEBNÉ, LINEÁRNÍ: UN čísla 0237, 0288**

Předměty sestávající z duše z detonující výbušniny tvarované do „V“ opláštěvané pružnou hmotou.

**NÁLOŽE POČINOVÉ, bez rozbušky: UN čísla 0042, 0283**

Předměty sestávají z nálože výbušniny schopné detonace, bez roznětného prostředku. Jsou určeny k zesílení počínového účinku rozbušky nebo bleskovice.

**NÁLOŽE POČINOVÉ, S ROZBUŠKOU: UN čísla 0225, 0268**

Předměty sestávají z nálože výbušniny schopné detonace a roznětného prostředku. Jsou určeny k zesílení počínového účinku rozbušky nebo bleskovice.

**NÁLOŽE, HLUBINNÉ: UN číslo 0056**

Předměty sestávající z nálože výbušniny schopné detonace, umístěné v sudu nebo ve stěle, bez roznětných prostředků nebo s roznětnými prostředky, které mají nejméně dvě pojistná zařízení. Předměty jsou určeny k detonaci pod vodou.

**NÁLOŽE TRHACÍ, S PLASTICKÝM POJIVEM: UN čísla 0457, 0458, 0459, 0460**

Předměty, sestávající z nálože specifického tvaru bez pouzdra, vyrobené z trhaviny s plastickým pojivem. Neobsahují roznětné prostředky. Používají se jako součást munice jako jsou bojové hlavice.

**NÁLOŽE, VÝBUŠNÉ, PRŮMYSLOVÉ, bez rozbušky: UN čísla 0442, 0443, 0444, 0445**

Předměty sestávající z nálože výbušniny schopné detonace, bez roznětného prostředku. Používají se ke svařování, plátování a tvarování výbuchem nebo pro jiné metalurgické procesy.

**NÁBOJKY PRO TECHNICKÉ ÚČELY: UN čísla 0275, 0276, 0323, 0381**

Předměty jsou určeny k vyvolání mechanických účinků. Sestávají z pouzdra s náloží z deflagrující výbušniny a roznětného prostředku. Plynné produkty deflagrace slouží k nafukování, k podélnému nebo rotačnímu pohybu nebo k aktivaci funkce přepážek, ventilů nebo spínačů nebo k vystřelování upevňovacích prvků nebo hasicích prostředků.

**NÁLOŽKY PŘÍDAVNÉ, VÝBUŠNÉ: UN číslo 0060**

Předměty sestávající z malé odnímatelné počínové náložky umístěné v dutině střely mezi zapalovačem a trhavinovou náplní.

**NÁPLNĚ HNACÍ: UN čísla 0271, 0272, 0415, 0491**

Předměty sestávající z hnací náplně, v jakékoliv fyzikální formě, s pláštěm nebo bez pláště. Slouží jako součást raketových motorů nebo ke snížení odporu vzduchu u střel.

NÁPLNĚ HNACÍ, PRO DĚLA: UN čísla 0242, 0279, 0414

Hnací náplně, v jakékoli fyzikální formě, pro dělenou dělostřeleckou municii.

NÝTY, VÝBUŠNÉ: UN číslo 0174

Předměty sestávající z malé náplně výbušniny uvnitř kovového nýtu.

OKTOLIT (OKTOL) suchý, nebo vlhčený méně než 15% hm. vody: UN číslo: 0266

Látka sestávající z těsné směsi 1,3,5,7-tetranitro-1,3,5,7-tetrazacyklooktanu (HMX) a trinitrotoluenu (TNT).

OKTONAL: UN číslo 0496

Látka sestávající z těsné směsi 1,3,5,7-tetranitro-1,3,5,7-tetrazacyklooktanu, trinitrotoluenu (TNT) a hliníku.

PENTOLIT, suchý nebo vlhčený méně než 15% hm. vody: UN číslo 0151

Látka sestává z těsné směsi pentaeritritoltetranitrátu (PETN) a trinitrotoluenu (TNT).

POHONNÁ HMOTA, KAPALNÁ: UN čísla 0495, 0497

Látka, sestávající z deflagrující kapalné výbušniny, která se používá k reaktivnímu pohonu.

POHONNÁ HMOTA, TUHÁ: UN čísla 0498, 0499, 0501

Látka, sestávající z deflagrující pevné výbušniny, která se používá k reaktivnímu pohonu.

PRACH BEZDÝMNÝ: UN čísla 0160, 0161, 0509

Látka, s obsahem nitrocelulózy jako hlavní složkou, která se používá jako pohonná hmota. Tento pojem zahrnuje jednosložkové bezdýmné prachy (samotná nitrocelulóza (NC)), dvousložkové bezdýmné prachy (jako NC s nitroglycerinem (NG)) a trojsložkové bezdýmné prachy (jako NC/NG/nitroguanidin).

**POZNÁMKA:** *Bezdymný prach litý, lisovaný nebo balený v pytlících je uveden pod pojmem NÁPLNĚ HNACÍ PRO DĚLA nebo SLOŽE HNACÍ.*

PRACH ČERNÝ, LISOVANÝ nebo PRACH ČERNÝ, V PELETÁCH: UN číslo 0028

Látka sestávající z tvarovaného černého prachu.

PRACH ČERNÝ, zrnitý nebo moučkový: UN číslo 0027

Látka sestávající z těsné směsi dřevěného uhlí nebo jiného zdroje uhlíku a dusičnanu draselného nebo dusičnanu sodného se sírou nebo bez ní.

PRACHOVINA SUROVÁ, VLNĚNÁ, nejméně 17% hm. alkoholu

PRACHOVINA SUROVÁ, VLNĚNÁ nejméně 25% hm. vody: UN čísla 0433, 0159

Látka sestávající z nitrocelulózy a nejvýše 60 % nitroglycerínu nebo jiné kapalné organické nitrolátky nebo jejich směsi.

PROSTŘEDKY SIGNÁLNÍ, DÝMOVÉ: UN čísla 0196, 0197, 0313, 0487, 0507

Předměty, které obsahují pyrotechnické látky a vyvíjejí dým. Mohou také obsahovat zařízení k vysílání akustických signálů.

PROSTŘEDKY SIGNÁLNÍ RUČNÍ: UN čísla 0191, 0373

Přenosné prostředky, které obsahují pyrotechnické látky, a které vydávají vizuální signály nebo výstražná znamení. Pod toto pojmenování spadají také malé světlice, jako dálniční světlice, železniční světlice nebo malé světlice pro lodě v tísni.

PROSTŘEDKY SIGNÁLNÍ, TÍSŇOVÉ, lodní: UN čísla 0194, 0195, 0505, 0506

Předměty, které obsahují pyrotechnické látky a jsou určeny k vytváření signálů ve formě zvukového efektu, plamene nebo dýmu nebo kombinace těchto efektů.

PROSTŘEDKY ZÁCHRANNÉ, PYROTECHNICKÉ: UN číslo 0503

Prostředky, které obsahují pyrotechnické látky nebo nebezpečné věci jiných tříd a jsou používány ve vozidlech, plavidlech nebo letadlech ke zvýšení bezpečnosti osob. Příklady jsou: plynové generátory airbagů, moduly airbagů, předpínače bezpečnostních pásů a pyromechanické prostředky. Tyto pyromechanické prostředky jsou komponenty sestavené k zajištění, mimo jiné, funkcí oddělení, zablokování nebo zadržení cestujících.

PŘEDMĚTY, PYROFORICKÉ: UN číslo 0380

Předměty obsahující pyroforní látku, která je ve styku se vzduchem schopná samovznícení a výbušnou látku nebo složku. Toto pojmenování nezahrnuje předměty obsahující bílý fosfor.

PŘEDMĚTY PYROTECHNICKÉ, pro technické účely: UN čísla 0428, 0429, 0430, 0431, 0432

Předměty, které obsahují pyrotechnické látky. Jsou používány pro technické účely, jako je vývin tepla, vývin plynu nebo pro divadelní efekty apod.

**POZNÁMKA:** *Následující předměty nespádají pod toto pojmenování: všechny druhy munice; ZAŘÍZENÍ UVOLŇOVACÍ, VÝBUŠNÁ; VÝROBKY ZÁBAVNÉ PYROTECHNIKY; TRÁSKAVKY, ŽELEZNIČNÍ; SVĚTLICE, POZEMNÍ; SVĚTLICE, LETECKÉ; NÁBOJE, SIGNÁLNÍ; ŘEZAČKY, KABELŮ, VÝBUŠNÉ; PROSTŘEDKY, SIGNÁLNÍ, RUČNÍ; PROSTŘEDKY, SIGNÁLNÍ, DÝMOVÉ; PROSTŘEDKY SIGNÁLNÍ, TÍSŇOVÉ; NÝTY, VÝBUŠNÉ. Tyto předměty jsou v tomto glosáři uvedeny zvlášť.*

PUMY, S HOŘLAVOU KAPALINOU, s trhací náplní: UN čísla 0399, 0400

Předměty, které jsou shazovány z letadel. Sestávají z nádržky obsahující hořlavou kapalinu a trhací nálož.

PUMY, s trhací náplní: UN čísla 0033, 0291

Výbušné předměty, které jsou shazovány z letadel. Obsahují roznětné prostředky, které nemají nejméně dvě účinná pojistná zařízení.

PUMY, s trhací náplní: UN čísla 0034, 0035

Výbušné předměty, které jsou shazovány z letadel. Buď neobsahují roznětné prostředky, nebo obsahují roznětné prostředky, které mají nejméně dvě účinná pojistná zařízení.

PUMY, ZÁBLESKOVÉ: UN číslo 0037

Výbušné předměty, které jsou shazovány z letadel pro dosažení krátkodobě působícího intenzivního osvětlení pro fotografické účely. Obsahují nálož detonující výbušniny s roznětnými prostředky, které nemají nejméně dvě účinná pojistná zařízení.

PUMY, ZÁBLESKOVÉ: UN číslo 0038

Výbušné předměty, které jsou shazovány z letadel pro dosažení krátkodobě působícího intenzivního osvětlení pro fotografické účely. Obsahují nálož detonující výbušniny bez roznětných prostředků nebo s roznětnými prostředky, které mají nejméně dvě účinná pojistná zařízení.

PUMY, ZÁBLESKOVÉ: UN číslo 0039, 0299

Výbušné předměty, které jsou shazovány z letadel pro dosažení krátkodobě působícího intenzivního osvětlení pro fotografické účely. Obsahují zábleskovou slož.

**PŘEDMĚTY, VÝBUŠNÉ, VELMI NECITLIVÉ (EEI): UN číslo 0486**

Předměty, které obsahují jen zvlášť necitlivé látky, které při normálních přepravních podmínkách vykazují jen nepatrnou pravděpodobnost náhodného roznětu nebo přenosu detonace a obstály ve zkušební sérii 7 dle Příručky zkoušek a kritérií.

**RAKETOVÉ MOTORY: UN čísla 0186, 0280, 0281, 0510**

Předměty sestávající z výbušniny, obvykle tuhé pohonné hmoty, která je umístěna ve válci opatřeném jednou nebo více tryskami. Jsou určeny k pohonu raket nebo řízených střel.

**RAKETOVÉ MOTORY S HYPERGOLY, s nebo bez výmetné náplně: UN čísla 0250, 0322**

Předměty sestávající z válce s jednou nebo více tryskami, který obsahuje hypergolicou pohonnou látku. Jsou určeny k pohonu raket nebo řízených střel.

**RAKETOVÉ MOTORY S KAPALNÝM PALIVEM: UN čísla 0395, 0396**

Předměty sestávající z válce s jednou nebo více tryskami, který obsahuje kapalné palivo. Jsou určeny k pohonu raket nebo řízených střel.

**RAKETY s inertní hlavicí UN čísla: 0183, 0502**

Předměty sestávající z raketového motoru a nevýbušné hlavice. Toto pojmenování zahrnuje také řízené střely.

**RAKETY, S KAPALNÝM PALIVEM s trhací náplní: UN čísla 0397, 0398**

Předměty, sestávající z kapalného paliva a válce opatřeného jednou nebo více tryskami, ke kterým je připevněna bojová hlavička. Toto pojmenování zahrnuje také řízené střely.

**RAKETY, s trhací náplní: UN čísla 0180, 0295**

Předměty sestávající z raketového motoru a bojové hlavice s roznětnými prostředky, které nemají nejmeně dvě účinná pojistná zařízení. Toto pojmenování zahrnuje také řízené střely.

**RAKETY, s trhací náplní: UN čísla 0181, 0182**

Předměty sestávající z raketového motoru a bojové hlavice bez roznětných prostředků nebo s roznětnými prostředky, které mají nejmeně dvě účinná pojistná zařízení. Toto pojmenování zahrnuje také řízené střely.

**RAKETY, s výmetnou náplní: UN čísla 0436, 0437, 0438**

Předměty sestávající z raketového motoru a náložky sloužící k výmetu užitečného nákladu z hlavičky rakety. Toto pojmenování zahrnuje také řízené střely.

**RAKETY, TAHAČE LAN: UN čísla 0238, 0240, 0453**

Předměty sestávající z raketového motoru, které jsou určeny k roztahování lan.

**ROZBUŠKOVÉ SESTAVY, NEELEKTRICKÉ, pro trhací práce: UN čísla 0360, 0361, 0500**

Neelektrické rozbušky opatřené prostředky, kterými jsou uváděny v činnost, jako jsou zápalnice, bleskovice, mikrobleskovice a detonační trubice. Mohou být mžikové nebo časované. Pod toto pojmenování spadají detonační zařízení s bleskovicí.

**ROZBUŠKY, ELEKTRICKÉ pro trhací práce: UN čísla 0030, 0255, 0456**

Předměty, které jsou určeny zejména k počínání průmyslových trhavin. Rozbušky mohou být mžikové i časované. Elektrické rozbušky se uvádějí v činnost elektrickým proudem.

ROZBUŠKY, NEELEKTRICKÉ pro trhací práce: UN čísla 0029,00267, 0455

Předměty, které jsou určeny zejména k počínu průmyslových trhavin. Rozbušky mohou být mžikové i časované. Neelektrické rozbušky se uvádějí v činnost zápalnicí, bleskovicí, mikrobleskovicí, detonační trubici nebo jinými roznětnými prostředky. Pod toto pojmenování spadají detonační zařízení bez bleskovice.

ROZBUŠKY, PRO MUNICI: UN 0073, 0364, 0365, 0366.

Předměty sestávající z malého kovového nebo plastového pouzdra, které obsahuje výbušniny jako azid olovnatý, PETN nebo směs výbušnin. Jsou určeny k počínu detonačních zařízení.

ROZRUŠOVACÍ ZAŘÍZENÍ, VÝBUŠNÁ, pro ropné vrty, bez rozbušky: UN číslo 0099

Předměty sestávající z trhavinové nálože v pouzdře, bez roznětného prostředku. Používají se k rozrušení horniny v okolí vrtného otvoru, pro usnadnění výtoku ropy z horniny.

ŘEZAČKY KABELŮ, VÝBUŠNÉ: UN číslo 0070

Předměty sestávající ze zařízení s nožovým ostřím, které je vymršťováno malou náloží deflagrační výbušniny na kovadinu.

SLOŽ PYROTECHNICKÁ, ZÁBLESKOVÁ: UN čísla 0094, 0305

Pyrotechnická slož, která po zážehu produkuje intenzivní světlo.

SOUČÁSTI ROZNĚTNÝCH ŘETĚZCŮ, J.N.: UN čísla 0382, 0383, 0384, 0461

Předměty, obsahující výbušninu, určené k přenosu detonace nebo deflagrace v zapalovačích munice.

STOPINA: UN číslo 0101

Předmět sestávající z bavlněných vláken obalených jemně zrněným černým prachem. Hoří vnějším plamenem a používá se k zážehu pyrotechnických předmětů atd. Může být uzavřena v papírové trubici pro získání okamžitého efektu.

STOPOVKY PRO MUNICI: UN čísla 0212, 0306

Uzavřené předměty, které obsahují pyrotechnické látky. Slouží k zviditelnění dráhy letu střely.

STŘELY, inertní se stopovkou: UN čísla 0345, 0424, 0425

Předměty jako granáty nebo střely, které jsou vystřelovány z děl nebo jiných dělostřeleckých zbraní, pušek nebo jiných malorážových střelných zbraní.

STŘELY, s trhací náplní: UN čísla 0167, 0324

Předměty jako granáty nebo střely, které jsou vystřelovány z děl nebo jiných dělostřeleckých zbraní. Obsahují roznětné prostředky, které nemají nejméně dvě účinná pojistná zařízení.

STŘELY, s trhací náplní: UN čísla 0168, 0169, 0344

Předměty jako granáty nebo střely, které jsou vystřelovány z děl nebo jiných dělostřeleckých zbraní. Neobsahují roznětné prostředky nebo obsahují roznětné prostředky, které mají nejméně dvě účinná pojistná zařízení.

STŘELY, s trhavou náložkou nebo výmetnou náplní: UN čísla 0346, 0347

Předměty jako granáty nebo střely, které jsou vystřelovány z děl nebo jiných dělostřeleckých zbraní. Střely neobsahují roznětné prostředky nebo obsahují roznětné prostředky, které mají nejméně dvě účinná pojistná zařízení. Používají se k rozhozu značkovacího barviva nebo jiných nevýbušných látek.

STŘELY, s trhavou náložkou nebo výmetnou náplní: UN čísla 0426, 0427

Předměty jako granáty nebo střely, které jsou vystřelovány z děl nebo jiných dělostřeleckých zbraní. Střely obsahují roznětné prostředky, které nemají nejméně dvě účinná pojistná zařízení. Používají se k rozhozu značkovacího barviva nebo jiných nevýbušných látek.

STŘELY, s trhavou náložkou nebo výmetnou náplní: UN čísla 0434, 0435

Předměty jako granáty nebo střely, které jsou vystřelovány z děl nebo jiných dělostřeleckých zbraní, pušek nebo jiných malorážových střelných zbraní. Používají se k rozhozu značkovacího barviva nebo jiných nevýbušných látek.

SVĚTLICE, LETECKÉ: UN čísla 0093, 0403, 0404, 0420, 0421

Předměty, obsahující pyrotechnické látky, které jsou určeny ke shazování z letadel. Používají se k osvětlovacím, identifikačním, signálním nebo varovným účelům.

SVĚTLICE, POZEMNÍ: UN čísla 0092, 0418, 0419

Předměty, obsahující pyrotechnické látky, které jsou určeny k používání na zemi. Používají se k osvětlovacím, identifikačním, signálním nebo varovným účelům.

TORPÉDA, S KAPALNÝM PALIVEM, s nebo bez trhací nálože: UN číslo 0449

Předměty sestávající z kapalného výbušného pohonného systému k pohonu torpéda ve vodě, s nebo bez bojové hlavice; nebo předměty sestávající z kapalného nevýbušného pohonného systému k pohonu torpéda ve vodě a z bojové hlavice.

TORPÉDA, S KAPALNÝM PALIVEM s inertní hlavici: UN číslo 0450

Předměty sestávající z kapalného výbušného pohonného systému k pohonu torpéda ve vodě a z inertní hlavice.

TORPÉDA, s trhací náplní: UN číslo 0329

Předměty sestávající z výbušného pohonného systému k pohonu torpéda ve vodě a z bojové hlavice. Bojová hlavice neobsahuje roznětné prostředky nebo obsahuje roznětné prostředky, které mají nejméně dvě účinná pojistná zařízení.

TORPÉDA, s trhací náplní: UN číslo 0330

Předměty sestávající z výbušného nebo nevýbušného pohonného systému, k pohonu torpéda ve vodě a z bojové hlavice. Bojová hlavice obsahuje roznětné prostředky, které mají méně než dvě účinná pojistná zařízení.

TORPÉDA, s trhací náplní: UN číslo 0451

Předměty sestávající z nevýbušného pohonného systému, k pohonu torpéda ve vodě a z bojové hlavice. Bojová hlavice neobsahuje roznětné prostředky nebo obsahuje roznětné prostředky, které mají nejméně dvě účinná pojistná zařízení.

TRHAVÉ NÁLOŽKY, výbušné: UN číslo 0043

Předměty, sestávající z malé náložky výbušniny. Slouží k roztržení pláště střel nebo jiné munice, aby se mohla rozptýlit jejich náplň.

TRHAVINA, TYP A: UN číslo 0081

Látky sestávající z kapalných nitroesterů, takových jako nitroglycerin nebo směsi takových látek. Obsahují kromě toho jednu nebo více těchto složek: nitrocelulózu, dusičnan amonný nebo jiné anorganické dusičnany, aromatické nitrosloučeniny nebo hořlavé látky, jako dřevěnou moučku nebo hliníkový prášek. Kromě toho mohou obsahovat inertní součásti, jako je křemelina a přísady, jako barviva a stabilizátory. Trhaviny mají konzistenci práškovou, želatinovou, plastickou nebo poloplastickou. Pod toto pojmenování spadají také dynamity, trhací želatiny, želatinové dynamity.

TRHAVINA, TYP B: UN čísla 0082, 0331

Látky sestávající ze:

- (a) směsi dusičnanu amonného nebo jiných anorganických dusičnanů s výbušninami takovými jako trinitrotoluen (TNT), mohou také obsahovat jiné látky, jako dřevěnou moučku a hliníkový prášek; nebo
- (b) směsi z dusičnanu amonného nebo jiných anorganických dusičnanů s jinými hořlavými, nevýbušními látkami.

V obou případech mohou trhaviny obsahovat inertní součásti, jako křemelinu a přísady, jako barviva a stabilizátory. Tyto trhaviny nesmějí obsahovat nitroglycerin nebo podobné kapalné nitroestery nebo chlorečnany.

TRHAVINA, TYP C: UN číslo 0083

Látky sestávající ze směsi chlorečnanu draselného nebo chlorečnanu sodného nebo chloristanu draselného nebo chloristanu sodného nebo chloristanu amonného a organických nitrosloučenin nebo hořlavých látek, jako dřevěná moučka, hliníkový prášek nebo uhlovodíky. Látky mohou kromě toho obsahovat inertní součásti jako křemelinu a přísady jako barviva a stabilizátory. Tyto trhaviny nesmějí obsahovat nitroglycerin nebo podobné kapalné nitroestery.

TRHAVINA, TYP D: UN číslo 0084

Látky sestávající ze směsi organických nitrosloučenin a hořlavých látek, jako uhlovodíků a hliníkového prášku. Látky mohou obsahovat inertní součásti, jako křemelinu a přísady, jako barviva a stabilizátory. Tyto trhaviny nesmějí obsahovat nitroglycerin nebo podobné kapalné nitroestery, chlorečnany a dusičnan amonný. Pod toto pojmenování spadají plastické trhaviny.

TRHAVINA, TYP E: UN čísla 0241, 0332

Látky sestávající z vody, jako hlavní součásti a vysokého podílu dusičnanu amonného nebo jiných oxidačních prostředků, které mohou být v roztoku. Ostatními součástmi mohou být nitrosloučeniny jako trinitrotoluen, uhlovodíky nebo hliníkový prášek. Mohou obsahovat inertní součásti, jako křemelinu a přísady, jako barviva a stabilizátory. Pod toto pojmenování spadají emulzní trhaviny, trhaviny typu slurry a „vodní gely“.

TRITONAL: UN číslo 0390

Látka sestává ze směsi trinitrotoluen (TNT) a hliníku.

TŘASKAVKY, ŽELEZNIČNÍ: UN čísla 0192, 0193, 0492, 0493

Předměty, obsahující pyrotechnickou látku, které při nárazu vybuchují se silným zvukovým efektem. Předměty jsou určeny k umístění na železničních kolejích.

VÝROBKY ZÁBAVNÉ PYROTECHNIKY: UN čísla 0333, 0334, 0335, 0336, 0337

Pyrotechnické předměty určené pro zábavné účely.

VZORKY, VÝBUŠNÉ, kromě třaskavin: UN číslo 0190

Nové nebo již existující výbušné látky nebo předměty, které dosud nejsou přiřazeny k žádnému pojmenování v kapitole 3.2, tabulce A, které jsou přepravovány v malém množství v souladu s pokyny příslušného orgánu mimo jiné k pokusným, klasifikačním, výzkumným a vývojovým účelům, za účelem kontroly jakosti nebo jako obchodní vzorek.

**POZNÁMKA:** Výbušné látky nebo předměty, které již jsou jmenovitě uvedené v kapitole 3.2, tabulce A, pod tento pojem nespádají.

ZÁPALKOVÉ ŠROUBY UN čísla 0319, 0320, 0376

Předměty sestávající ze zápalky pro zážeh a přidavné náplně deflagrující výbušniny, jako je černý prach. Používají se k zážehu hnací náplně v nábojnicích pro děla atd.



**ZÁPALKY, KALÍŠKOVÉ:** UN čísla 0044, 0377, 0378

Předměty sestávající se z kovových nebo plastových kalíšků, které obsahují malé množství třaskavé složky, která se snadno zažehuje úderem. Slouží jako zážehový prostředek v malorážových nábojích a v nárazových zápalkách hnacích náplní.

**ZÁPALNICE:** UN číslo 0066

Předmět, který se buď sestává z textilních vláken obalených černým prachem, nebo jinou rychle hořící pyrotechnickou složkou a z pružného ochranného povlaku nebo z duše z černého prachu opředené pružnými textilními vlákny. Předmět hoří podélně otevřeným plamenem a slouží k přenosu zážehu z jednoho zařízení k náloži nebo k zažehovači.

**ZÁPALNICE, BEZPEČNOSTNÍ:** UN číslo 0105

Předmět, sestávající z duše z jemnozrnného černého prachu, která je omotaná ohebným textilním vláknem. Je opatřený jedním nebo více ochrannými obaly a po zažehnutí hoří stanovenou rychlostí bez jakéhokoliv vnějšího výbušného účinku.

**ZÁPALNICE, trubičková, s kovovým pláštěm:** UN číslo 0103

Předmět sestávající z kovové trubičky s duší z deflagrující výbušniny.

**ZAPALOVAČE, DETONAČNÍ:** UN čísla 0106, 0107, 0257, 0367

Předměty, s výbušnými díly, určené k vyvolání detonace v munici. Obsahují mechanické, elektrické, chemické nebo hydrostatické zařízení k vyvolání detonace. Obvykle obsahují pojistná zařízení.

**ZAPALOVAČE, DETONAČNÍ s pojistným zařízením:** UN čísla 0408, 0409, 0410

Předměty, s výbušnými díly, určené k vyvolání detonace v munici. Obsahují mechanické, elektrické, chemické nebo hydrostatické zařízení k vyvolání detonace. Detonační zapalovače musí obsahovat nejméně dvě účinná pojistná zařízení.

**ZAPALOVAČE, ZÁŽEHOVÉ:** UN čísla 0316, 0317, 0368

Předměty, s třaskavými složkami, určené k vyvolání deflagrace v munici. Obsahují mechanické, elektrické, chemické nebo hydrostatické zařízení k vyvolání deflagrace. Obvykle obsahují pojistná zařízení.

**ZAŘÍZENÍ, AKTIVOVATELNÁ VODOU, s trhavou náložkou, výmetnou nebo hnací náplní:** UN čísla 0248, 0249

Předměty, jejichž funkce je závislá na fyzikálně-chemické reakci jejich složek s vodou.

**ZAŘÍZENÍ UVOLŇOVACÍ, VÝBUŠNÁ:** UN číslo 0173

Předměty sestávající z malé výbušné náložky s roznětným prostředkem a tyče nebo spojovacího dílu. Přeražením tyče nebo spojovacího dílu se zařízení uvede rychle v činnost.

**ZÁŽEHOVAČE:** UN čísla 0121, 0314, 0315, 0325, 0454

Předměty, které obsahují jednu nebo více výbušných látek, které jsou určeny k vyvolání deflagrace ve výbušných zařízeních. Do činnosti mohou být uváděny chemicky, elektricky nebo mechanicky.

**POZNÁMKA:** *Následující předměty nespadají pod tento pojem: ZÁPALNICE, ZÁPALNICE trubičková; ZÁPALNICE BEZPEČNOSTNÍ; ZÁPALKY KALÍŠKOVÉ; STOPINA; ZÁPALKOVÉ ŠROUBY; ZÁŽEHOVAČE ZÁPALNIC. Tyto jsou v tomto glosáři uvedeny zvlášť.*

**ZÁŽEHOVAČE ZÁPALNIC:** UN číslo 0131

Předměty různé konstrukce, které se uvádějí v činnost třením, úderem nebo elektricky a které slouží k zažehnutí zápalky.

**2.2.2 Třída 2 Plyny****2.2.2.1 Kritéria**

2.2.2.1.1 Název třídy 2 zahrnuje čisté plyny, směsi plynů, směsi jednoho nebo více plynů s jednou nebo více jiných látek, jakož i předměty, které takové látky obsahují.

Plyny jsou látky, které:

- (a) při 50 °C mají tenzi par vyšší než 300 kPa (3 bary); nebo
- (b) při 20 °C a standardním tlaku 101,3 kPa jsou zcela plynné.

**POZNÁMKA 1:** UN 1052 FLUOROVODÍK, BEZVODÝ je však látkou třídy 8.

**POZNÁMKA 2:** Čistý plyn smí obsahovat jiné složky, které pocházejí z výrobního procesu nebo které jsou přidávány, aby zachovaly stabilitu výrobku, za předpokladu, že tyto složky nemění jeho zařazení nebo jeho přepravní podmínky, jako stupeň plnění, plnicí tlak nebo zkušební tlak.

**POZNÁMKA 3:** J.N. položky v pododdíle 2.2.2.3 mohou zahrnovat čisté plyny, jakož i směsi plynů.

2.2.2.1.2 Látky a předměty třídy 2 jsou rozděleny následovně:

1. *Stlačený plyn:* plyn, který, je-li naplněn pod tlakem pro přepravu, je zcela plynný při teplotě – 50 °C; tato kategorie zahrnuje všechny plyny s kritickou teplotou – 50 °C nebo nižší;
2. *Zkapalněný plyn:* plyn, který, je-li naplněn pod tlakem pro přepravu, je částečně kapalný při teplotách nad – 50 °C. Rozlišuje se:
  - Vysokotlaký zkapalněný plyn:* plyn s kritickou teplotou nad – 50 °C a nejvýše + 65 °C; a
  - Nízkotlaký zkapalněný plyn:* plyn s kritickou teplotou nad + 65 °C;
3. *Hluboce zchlazený zkapalněný plyn:* plyn, který, je-li naplněn pro přepravu, je částečně zkapalněn v důsledku své nízké teploty;
4. *Rozpuštěný plyn:* plyn, který, je-li naplněn pod tlakem pro přepravu, je rozpuštěn v rozpouštědle kapalné fáze;
5. Aerosoly a malé nádoby obsahující plyn (plynové kartuše);
6. Jiné předměty obsahující plyn pod tlakem;
7. Plyny, které nejsou pod tlakem, podléhající zvláštním předpisům (vzorky plynů).
8. Chemické látky pod tlakem: kapaliny, pasty nebo prášky natlakované s hnací látkou, která splňuje definici stlačeného nebo zkapalněného plynu a jejich směsí.
9. Adsorbovaný plyn: plyn, který je, je-li zabalen pro přepravu, adsorbován v tuhém porézním materiálu, s výsledným vnitřním tlakem nádoby nižším než 101,3 kPa při 20 °C a nižším než 300 kPa při 50 °C.

2.2.2.1.3 Látky a předměty (kromě aerosolů a chemických látek pod tlakem) třídy 2 jsou podle svých nebezpečných vlastností přiřazeny k jedné z následujících skupin:

- A dusivé
- O podporující hoření
- F hořlavé

T	toxické
TF	toxické, hořlavé
TC	toxické, žíravé
TO	toxické, podporující hoření
TFC	toxické, hořlavé, žíravé
TOC	toxické, podporující hoření, žíravé.

Jestliže podle těchto kritérií mají plyny nebo směsi plynů nebezpečné vlastnosti, které lze přiřadit k více než jedné skupině, mají skupiny označené písmenem T přednost před všemi ostatními skupinami. Skupiny označené písmenem F mají přednost před skupinami označenými písmeny A nebo O.

**POZNÁMKA 1:** Ve Vzorových předpisech OSN, v IMDG Code a v Technických instrukcích ICAO jsou plyny zařazovány na základě svého hlavního nebezpečí do jedné z následující tří podtříd:

- Podtřída 2.1: Hořlavé plyny (odpovídá skupinám, které jsou označeny písmenem F);
- Podtřída 2.2: Nehořlavé, netoxické plyny (odpovídá skupinám, které jsou označeny písmeny A nebo O);
- Podtřída 2.3: Toxické plyny (odpovídá skupinám, které jsou označeny písmeny T (tj. T, TF, TC, TO, TFC a TOC).

**POZNÁMKA 2:** Malé nádoby obsahující plyn (UN číslo 2037) musí být přiřazeny dle nebezpečí plynoucího z jejich obsahu ke skupinám A až TOC. K aerosolům (UN číslo 1950) viz 2.2.2.1.6. K chemickým látkám pod tlakem (UN čísel 3500 až 3505) viz 2.2.2.1.7.

**POZNÁMKA 3:** Žíravé plyny se považují za toxické, a proto se zařazují do skupiny TC, TFC nebo TOC.

2.2.2.1.4 Pokud v kapitole 3.2, tabulce A jmenovitě uvedená směs třídy 2 odpovídá různým kritériím uvedeným v 2.2.2.1.2 a 2.2.2.1.5, je třeba tuto směs zařadit dle těchto kritérií a přiřadit ji k vhodné J.N. položce.

2.2.2.1.5 Látky a předměty (kromě aerosolů a chemických látek pod tlakem) třídy 2 jmenovitě neuvedené v kapitole 3.2, tabulce A je třeba přiřadit podle 2.2.2.1.2 a 2.2.2.1.3 k hromadné položce uvedené v pododdíle 2.2.2.3. Platí následující kritéria:

#### **Dusivé plyny**

Plyny nepodporující hoření, nehořlavé a netoxické, které zředují nebo vypuzují kyslík, který je za normálních podmínek přítomen v ovzduší.

#### **Hořlavé plyny**

Plyny, které při teplotě 20 °C a standardním tlaku 101,3 kPa:

- (a) jsou zápalné ve směsi s nejvýše 13 % obj. plynu se vzduchem; nebo
- (b) mají rozsah hořlavosti se vzduchem nejméně 12 procentních bodů bez ohledu na spodní mez hořlavosti.

Hořlavost musí být stanovena za pomoci zkoušek nebo výpočtů dle metod schválených ISO (viz normu ISO 10156:2010).

Pokud jsou pro použití těchto metod k dispozici pouze nedostatečné údaje, mohou být použity rovnocenné metody zkoušek, pokud jsou uznány příslušným orgánem země původu.

Není-li země původu smluvní stranou ADN, musí být tyto metody uznány příslušným orgánem prvního státu smluvní strany ADN, který přijde do styku se zásilkou.

**Plyny podporující hoření**

Plyny, které mohou obecně přívodem kyslíku způsobit nebo podpořit hoření jiných látek účinněji než vzduch. Jsou to čisté plyny nebo směsi plynů s oxidační mohutností větší než 23,5 %, určenou metodou uvedenou v ISO 10156:2010.

**Toxické plyny**

**POZNÁMKA:** Plyny, které kvůli své žíravosti částečně nebo úplně odpovídají kritériím pro toxicitu, musí být zařazeny jako toxické. K možnému vedlejšímu nebezpečí žíravosti, viz také kritéria pod nadpisem „Žíravé plyny“.

Plyny:

- (a) o nichž je známo, že mají takový toxický nebo žíravý účinek na člověka, že představují nebezpečí pro jeho zdraví; nebo
- (b) o kterých se předpokládá, že mají toxický nebo žíravý účinek na člověka, protože při zkouškách podle pododdílu 2.2.61.1 vykazují hodnotu  $LC_{50}$  pro akutní toxicitu nejvýše 5000 ml/m<sup>3</sup> (ppm).

Pro zařazení směsí plynů (včetně par látek jiných tříd) může být použit následující vzorec:

$$LC_{50} \text{ toxická směs} = \frac{1}{\sum_{i=1}^n \frac{f_i}{T_i}}$$

přičemž

$f_i$  = molární zlomek i-té části směsi.

$T_i$  = index toxicity i - té části směsi.

Hodnota  $T_i$  odpovídá hodnotě  $LC_{50}$  dle P200 pododdílu 4.1.4.1 ADR. Pokud hodnota  $LC_{50}$  není v P200 pododdílu 4.1.4.1 ADR uvedena, je třeba použít hodnotu  $LC_{50}$ , která je uvedena ve vědecké literatuře. Pokud hodnota  $LC_{50}$  není známa, vypočítá se index toxicity na základě nejnižší hodnoty  $LC_{50}$  látek s podobnými fyziologickými a chemickými účinky, nebo, je-li to jediná možnost, na základě pokusů.

**Žíravé plyny**

Plyny nebo směsi plynů, které kvůli svým žíravým účinkům zcela odpovídají kritériím pro toxicitu, je třeba zařadit jako toxické s vedlejším nebezpečím žíravosti.

Směs plynů, která je z důvodu svých kombinovaných účinků žíravosti a toxicity považována za toxickou, představuje vedlejší nebezpečí žíravosti, jestliže je z lidské zkušenosti známo, že je směs škodlivá pro kůži, oči nebo sliznice, nebo je-li hodnota  $LC_{50}$  žíravých částí směsi při výpočtu podle následujícího vzorce nejvýše 5000 ml/m<sup>3</sup> (ppm):

$$LC_{50} \text{ žíravá směs} = \frac{1}{\sum_{i=1}^n \frac{f_{ci}}{T_{ci}}}$$

přičemž

$f_{ci}$  = molární zlomek i- té žíravé části směsi.

$T_{ci}$  = index toxicity i- té žíravé části směsi.

Hodnota  $T_{ci}$  odpovídá hodnotě  $LC_{50}$  dle P200 pododdílu 4.1.4.1 ADR. Pokud hodnota  $LC_{50}$  není v P200 pododdílu 4.1.4.1 ADR uvedena, je třeba použít hodnotu  $LC_{50}$ , která je uvedena ve vědecké literatuře. Pokud hodnota  $LC_{50}$  není známa, vypočítá se index toxicity na základě nejnižší hodnoty  $LC_{50}$  látek s podobnými fyziologickými a chemickými účinky, nebo, je-li to jediná možnost, na základě pokusů.

## 2.2.2.1.6 Aerosoly

Aerosoly (UN číslo 1950) se přiřazují k jedné z následujících skupin podle svých nebezpečných vlastností takto:

A	dusivé
O	podporující hoření
F	hořlavé
T	toxické
C	žiravé
CO	žiravé, podporující hoření
FC	hořlavé, žiravé
TF	toxické, hořlavé
TC	toxické, žiravé
TO	toxické, podporující hoření
TFC	toxické, hořlavé, žiravé
TOC	toxické, podporující hoření, žiravé.

Zařazení závisí na povaze obsahu aerosolového rozprašovače.

**POZNÁMKA:** Plyny, které vyhovují definici toxických plynů podle 2.2.2.1.5 a plynů identifikovaných v tabulce 2 pokynu pro balení P200 poznámkou c „Je považován za pyroforní“ v pododdílu 4.1.4.1 ADR, nesmějí být použity jako hnací náplň v aerosolovém rozprašovači. Aerosoly s obsahem splňujícím kritéria pro obalovou skupinu I z hlediska toxicity nebo žiravosti nejsou připuštěny k přepravě (viz též 2.2.2.2.2).

Platí tato kritéria:

- (a) Přiřazení ke skupině A se provede, pokud obsah nesplňuje kritéria pro žádnou jinou skupinu podle pododstavců b) až f) dále;
- (b) Přiřazení ke skupině O se provede, pokud aerosol obsahuje plyn podporující hoření podle 2.2.2.1.5;
- (c) Přiřazení ke skupině F se provede, jestliže obsah zahrnuje nejméně 85 % hm. hořlavých složek a chemické spalné teplo je nejméně 30 kJ/g.

Přiřazení se neprovede, jestliže obsah zahrnuje nejvýše 1 % hm. hořlavých složek a spalné teplo je menší než 20 kJ/g.

Jinak musí být aerosol odzkoušen na hořlavost zkouškami popsanými v Příručce zkoušek a kritérií, části III, oddílu 31. Velmi hořlavé a hořlavé aerosoly musí být přiřazeny ke skupině F.

**POZNÁMKA:** Hořlavé složky jsou hořlavé kapaliny, hořlavé tuhé látky nebo hořlavé plyny a směsi plynů, jak jsou definovány v poznámkách 1 až 3 pododdílu 31.1.3 části III Příručky zkoušek a kritérií. Tento pojem nezahrnuje pyroforní látky, látky schopné samoohřevu ani látky reagující s vodou. Chemické spalné teplo se určí jedním z následujících postupů: ASTM D 240, ISO/FDIS 13943:1999 (E/F) 86.1 až 86.3 nebo NFPA 30B.

- (d) Přiřazení ke skupině T se provede, pokud je obsah, s výjimkou hnací náplně aerosolového rozprašovače, zařazen do třídy 6.1, obalových skupin II nebo III;

- (e) Přiřazení ke skupině C se provede, pokud obsah, s výjimkou hnací náplně aerosolového rozprašovače, splňuje kritéria pro třídu 8, obalové skupiny II nebo III;
- (f) Pokud jsou splněna kritéria pro více než jednu skupinu mezi skupinami O, F, T a C, provede se přiřazení k příslušné skupině CO, FC, TF, TC, TO, TFC nebo TOC.

**2.2.2.1.7***Chemické látky pod tlakem*

Chemické látky pod tlakem (UN čísel 3500 až 3505) se přiřazují k jedné z následujících skupin podle svých nebezpečných vlastností takto:

A	dusivé
F	hořlavé
T	toxické
C	žiravé
FC	hořlavé, žiravé
TF	toxické, hořlavé

Zařazení závisí na nebezpečných vlastnostech komponentů v různých stavech:

Hnací látka;

Kapalina; nebo

Tuhá látka.

**POZNÁMKA 1:** *Plyny, které vyhovují definici toxických plynů nebo plynů podporujících hoření podle 2.2.2.1.5, nebo plyny identifikované v tabulce 2 pokynu pro balení P200 v 4.1.4.1 ADR poznámkou c „Je považován za pyroforní“, nesmějí být používány jako hnací látka pro chemické látky pod tlakem.*

**POZNÁMKA 2:** *Chemické látky pod tlakem, jejichž obsah splňuje kritéria pro obalovou skupinu I z hlediska toxicity nebo žiravosti, nebo jejichž obsah splňuje jak kritéria pro obalovou skupinu II nebo III z hlediska toxicity, tak i kritéria pro obalovou skupinu II nebo III z hlediska žiravosti, nesmějí být přijímány k přepravě pod těmito UN čísly.*

**POZNÁMKA 3:** *Chemické látky pod tlakem s komponentami odpovídajícími vlastnostem třídy 1; znečistlivěné výbušné kapaliny třídy 3; samovolně se rozkládající látky a znečistlivěné tuhé výbušné látky třídy 4.1; třída 4.2; třída 4.3; třída 5.1; třída 5.2; třída 6.2 nebo třída 7 nesmějí být používány pro přepravu pod těmito UN čísly.*

**POZNÁMKA 4:** *Chemické látky pod tlakem v aerosolovém rozprašovači musí být přepravovány pod UN číslem 1950.*

Platí tato kritéria:

- (a) Přiřazení ke skupině A se provede, pokud obsah nesplňuje kritéria pro žádnou jinou skupinu podle pododstavců (b) až (e) dále;
- (b) Přiřazení ke skupině F se provede, jestliže jeden z komponentů, kterým může být čistá látka nebo směs, musí být klasifikován jako hořlavý. Hořlavé komponenty jsou hořlavé kapaliny a kapalně směsi, hořlavé tuhé látky a tuhé směsi nebo hořlavé plyny a směsi plynů splňující následující kritéria:
  - (i) Hořlavá kapalina je kapalina s bodem vzplanutí nejvýše 93 °C;
  - (ii) Hořlavá tuhá látka je tuhá látka, která splňuje kritéria uvedená v 2.2.41.1;
  - (iii) Hořlavý plyn je plyn, který splňuje kritéria uvedená v 2.2.2.1.5;

- (c) Přiřazení ke skupině T se provede, pokud je obsah, s výjimkou hnací látky, zařazen jako nebezpečné věci třídy 6.1, obalových skupin II nebo III;
- (d) Přiřazení ke skupině C se provede, pokud je obsah, s výjimkou hnací látky, zařazen jako nebezpečné věci třídy 8, obalových skupin II nebo III;
- (e) Pokud jsou splněna kritéria pro dvě skupiny mezi skupinami F, T a C, provede se přiřazení ke skupinám FC nebo TF, jak je to náležité.

#### **2.2.2.2 Plyny nepřípuštěné k přepravě**

2.2.2.2.1 Chemicky nestálé plyny třídy 2 jsou připuštěny k přepravě jen tehdy, byla-li učiněna potřebná opatření k zabránění možnosti nebezpečného rozkladu nebo polymerizace za normálních podmínek přepravy, nebo jsou-li přepravovány podle zvláštního ustanovení pro balení (r) pokynu pro balení P200 (10) pododdílu 4.1.4.1 ADR, jak je to vhodné. K opatřením potřebným pro zabránění polymerizaci viz zvláštní ustanovení 386 kapitoly 3.3. Za tímto účelem je zvláště třeba dbát na to, aby nádoby a cisterny neobsahovaly žádné látky, které by tyto reakce mohly podporovat.

2.2.2.2.2 Následující látky a směsi nejsou připuštěny k přepravě:

- UN 2186 - CHLOROVODÍK, HLUBOCE ZCHLAZENÝ, KAPALNÝ;
- UN 2421 – OXID DUSITÝ;
- UN 2455 - METHYLNITRIT;
- Hluboce zchlazené zkapalněné plyny, které nemohou být přiřazeny ke klasifikačním kódům 3A, 3O nebo 3F, s výjimkou látky s identifikačním číslem 9000 AMONIAK (ČPAVEK) BEZVODÝ, HLUBOCE ZCHLAZENÝ klasifikačního kódu 3TC v tankových plavidlech;
- rozpuštěné plyny, které nemohou být přiřazeny pod UN čísla 1001, 2073 nebo 3318;
- aerosoly, u nichž jsou jako hnací náplně použity plyny, které jsou toxické podle 2.2.2.1.5 nebo pyroforní podle pokynu pro balení P200 v pododdílu 4.1.4.1 ADR;
- aerosoly s obsahem splňujícím kritéria pro obalovou skupinu I z hlediska toxicity nebo žíravosti (viz oddíly 2.2.61 a 2.2.8);
- malé nádoby obsahující plyny, které jsou velmi toxické (LC<sub>50</sub> nižší než 200 ppm) nebo pyroforní podle pokynu pro balení P200 v pododdílu 4.1.4.1 ADR.

## 2.2.2.3

## Seznam hromadných položek

Stlačené plyny		
Klasifikační kód	UN číslo	Pojmenování látek nebo předmětů
1 A	1956	PLYN STLAČENÝ, J.N.
1 O	3156	PLYN STLAČENÝ, PODPORUJÍCÍ HOŘENÍ, J.N.
1 F	1964	UHLOVODÍKY, PLYNNÉ, SMĚS, STLAČENÁ, J.N.
	1954	PLYN, STLAČENÝ HOŘLAVÝ, J.N.
1 T	1955	PLYN, STLAČENÝ, TOXICKÝ, J.N.
1 TF	1953	PLYN, STLAČENÝ, TOXICKÝ, HOŘLAVÝ, J.N.
1 TC	3304	PLYN, STLAČENÝ, TOXICKÝ, ŽIRAVÝ, J.N.
1 TO	3303	PLYN, STLAČENÝ, TOXICKÝ, PODPORUJÍCÍ HOŘENÍ, J.N.
1 TFC	3305	PLYN, STLAČENÝ, TOXICKÝ, HOŘLAVÝ, ŽIRAVÝ, J.N.
1 TOC	3306	PLYN, STLAČENÝ, TOXICKÝ, PODPORUJÍCÍ HOŘENÍ, ŽIRAVÝ, J.N.

Zkapalněné plyny		
Klasifikační kód	UN číslo	Pojmenování látek nebo předmětů
2 A	1058	PLYNY ZKAPALNĚNÉ, nehořlavé, s přidáním dusíku, oxidu uhličitého nebo vzduchu
	1078	PLYN JAKO CHLADÍCÍ PROSTŘEDEK, J.N., jako směsi plynů s pojmenováním R..., které mají jako: směs F1 při 70 °C tenzi par nepřesahující 1,3 MPa (13 bar) a při 50 °C hustotu, která odpovídá minimálně hustotě dichlorfluormethanu (1,30 kg/l); směs F2 při 70 °C tenzi par nepřesahující 1,9 MPa (19 bar) a při 50 °C hustotu, která odpovídá minimálně hustotě dichlorfluormethanu (1,21 kg/l); směs F3 při 70 °C tenzi par nepřesahující 3 MPa (30 bar) a při 50 °C hustotu, která odpovídá minimálně hustotě chlordifluormethanu (1,09 kg/l);  <b>POZNÁMKA:</b> Trichlorfluormethan (chladicí prostředek R11), 1,1,2-Trichlor-1,2,2-trifluorethan (chladicí prostředek R 113), 1,1,1-Trichlor-2,2,2-trifluorethan (chladicí prostředek R 113a), 1-Chlor-1,2,2-trifluorethan (chladicí prostředek R133) a 1-Chlor-1,1,2-trifluorethan (chladicí prostředek R133b) nejsou látkami třídy 2, mohou však být částmi směsí F1 až F3
	1968	INSEKTICID, PLYNNÝ, J.N.
	3163	PLYN ZKAPALNĚNÝ, J.N.



Zkapalněné plyny		
Klasifikační kód	UN číslo	Pojmenování látek nebo předmětů
2 O	3157	PLYN ZKAPALNĚNÝ, PODPORUJÍCÍ HOŘENÍ, J.N.
2 F	1010	SMĚSI BUTADIENŮ A UHLOVODÍKŮ, STABILIZOVANÉ, které mají při teplotě 70 °C tenzi par nepřesahující 1,1 MPa (11 bar) a jejichž hustota neklesne při 50 °C pod hodnotu 0525 kg/l  <b>POZNÁMKA:</b> Butadieny, stabilizované, jsou také zařazeny pod UN číslo 1010, viz tabulku A kapitoly 3.2.
	1060	METHYLACETYLEN A PROPADIEN, SMĚS, STABILIZOVANÁ, jako směsi methylacetylenu a propadienu s uhlovodíky, kterými jsou: SMĚS P1 obsahující nejvýše 63 % obj. methylacetylenu a propadienu a nejvýše 24 % obj. propanu a propenu, přičemž procentuální podíl nasycených uhlovodíků C <sub>4</sub> musí být nejméně 14 % obj.; SMĚS P2 obsahující nejvýše 48 % obj. methylacetylenu a propadienu a nejvýše 50 % obj. propanu a propenu, přičemž procentuální podíl nasycených uhlovodíků C <sub>4</sub> musí být nejméně 5 % obj., jakož i směsi propadienu s 1 % až 4 % methylacetylenu
	1965	UHLOVODÍKY PLYNNÉ, SMĚS, ZKAPALNĚNÁ, J.N., které jsou jako směsi: směs A při 70 °C tenzi par nejvýše 1,1 MPa (11bar) a při 50 °C hustotu nejméně 0,525 kg/l směs A 01 při 70 °C tenzi par nejvýše 1,6 MPa (16 bar) a při 50 °C hustotu nejméně 0,516 kg/l směs A 02 při 70 °C tenzi par nejvýše 1,6 MPa (16 bar) a při 50 °C hustotu nejméně 0,505 kg/l směs A 0 při 70 °C tenzi par nejvýše 1,6 MPa (16bar) a při 50 °C hustotu nejméně 0,495 kg/l směs A 1 při 70 °C tenzi par nejvýše 2,1 MPa (21bar) a při 50 °C hustotu nejméně 0,485 kg/l směs B 1 při 70 °C tenzi par nejvýše 2,6 MPa (26bar) a při 50 °C hustotu nejméně 0,474 kg/l směs B 2 při 70 °C tenzi par nejvýše 2,6 MPa (26bar) a při 50 °C hustotu nejméně 0,463 kg/l směs B při 70 °C tenzi par nejvýše 2,6 MPa (26bar) a při 50 °C hustotu nejméně 0,450 kg/l směs C při 70 °C tenzi par nejvýše 3,1 MPa (31bar) a při 50 °C hustotu nejméně 0,440 kg/l  <b>POZNÁMKA 1:</b> Pro výše uvedené směsi jsou také přípustná jako označení látek následující obchodní pojmenování: pro směsi A, A01, A02, a A0: BUTAN, pro směs C: PROPAN.  <b>POZNÁMKA 2:</b> Jestliže předchází nebo následuje námořní nebo letecká přeprava, smí být pro UN 1965 UHLOVODÍKY PLYNNÉ, SMĚS, ZKAPALNĚNÁ, J.N. použita alternativní položka UN 1075 PLYNY ROPNÉ, ZKAPALNĚNÉ
	3354	INSEKTICID PLYNNÝ, HOŘLAVÝ, J.N.
	3161	PLYN ZKAPALNĚNÝ, HOŘLAVÝ, J.N.
2 T	1967	INSEKTICID PLYNNÝ, TOXICKÝ, J.N.
	3162	PLYN ZKAPALNĚNÝ, TOXICKÝ, J.N.
2 TF	3355	INSEKTICID PLYNNÝ, TOXICKÝ, HOŘLAVÝ, J.N.
	3160	PLYN ZKAPALNĚNÝ TOXICKÝ, HOŘLAVÝ, J.N.
2 TC	3308	PLYN ZKAPALNĚNÝ, TOXICKÝ, ŽÍRAVÝ, J.N.
2 TO	3307	PLYN ZKAPALNĚNÝ, TOXICKÝ, PODPORUJÍCÍ HOŘENÍ, J.N.
2 TFC	3309	PLYN ZKAPALNĚNÝ, TOXICKÝ, HOŘLAVÝ, ŽÍRAVÝ, J.N.
2 TOC	3310	PLYN ZKAPALNĚNÝ, TOXICKÝ, PODPORUJÍCÍ HOŘENÍ, ŽÍRAVÝ, J.N.

Hluboce zchlazené zkapalněné plyny		
Klasifikační kód	UN číslo	Pojmenování látek nebo předmětů
3 A	3158	PLYN, HLUBOCE ZCHLAZENÝ, KAPALNÝ, J.N.
3 O	3311	PLYN, HLUBOCE ZCHLAZENÝ, KAPALNÝ, PODPORUJÍCÍ HOŘENÍ, J.N.
3 F	3312	PLYN, HLUBOCE ZCHLAZENÝ, KAPALNÝ, HOŘLAVÝ, J.N.

Rozpuštěné plyny		
Klasifikační kód	UN čísla	Pojmenování látek nebo předmětů
4		K přepravě jsou připuštěny jen látky jmenovitě uvedené v tabulce A kapitoly 3.2.

Aerosoly a malé nádoby obsahující plyn		
Klasifikační kód	UN číslo	Pojmenování látek nebo předmětů
5	1950 2037	AEROSOLY NÁDOBKY, MALÉ, OBSAHUJÍCÍ PLYN (PLYNOVÉ KARTUŠE), bez odběrného ventilu, které nelze opětovně plnit

Jiné předměty, které obsahují plyn pod tlakem		
Klasifikační kód	UN číslo	Pojmenování látek nebo předmětů
6 A	2857  3164  3164 3538	STROJE CHLADICÍ, obsahující nehořlavé, netoxické plyny nebo roztoky amoniaku (UN 2672) PŘEDMĚTY POD PNEUMATICKÝM TLAKEM (s nehořlavým plynem) nebo PŘEDMĚTY POD HYDRAULICKÝM TLAKEM (s nehořlavým plynem) PŘEDMĚTY OBSAHUJÍCÍ NEHOŘLAVÝ, NETOXICKÝ PLYN, J.N.
6 F	3150 3150 3478 3478 3478 3479 3479 3479 3529 3529 3529 3529 3537	PŘÍSTROJE MALÉ, POHÁNĚNÉ PLYNNÝM UHLOVODÍKEM, s odběrním ventilem, nebo NÁDOBKY S PLYNNÝM UHLOVODÍKEM, OPAKOVANĚ PLNITELNÉ, PRO MALÉ PŘÍSTROJE, s odběrním ventilem ZÁSObNÍKY DO PALIVOVÝCH ČLÁNKŮ, obsahující zkapalněný hořlavý plyn nebo ZÁSObNÍKY DO PALIVOVÝCH ČLÁNKŮ OBSAŽENÉ V ZAŘÍZENÍCH, obsahující zkapalněný hořlavý plyn nebo ZÁSObNÍKY DO PALIVOVÝCH ČLÁNKŮ BALENÉ SE ZAŘÍZENÍMI, obsahující zkapalněný hořlavý plyn ZÁSObNÍKY DO PALIVOVÝCH ČLÁNKŮ, obsahující vodík v kovovém hydridu nebo ZÁSObNÍKY DO PALIVOVÝCH ČLÁNKŮ OBSAŽENÉ V ZAŘÍZENÍCH, obsahující vodík v kovovém hydridu nebo ZÁSObNÍKY DO PALIVOVÝCH ČLÁNKŮ BALENÉ SE ZAŘÍZENÍMI, obsahující vodík v kovovém hydridu MOTOR, VNITŘNÍ SPALOVÁNÍ, POHÁNĚNÝ HOŘLAVÝM PLYNEM nebo MOTOR, PALIVOVÝ ČLÁNEK, POHÁNĚNÝ HOŘLAVÝM PLYNEM nebo STROJ, VNITŘNÍ SPALOVÁNÍ, POHÁNĚNÝ HOŘLAVÝM PLYNEM nebo STROJ, PALIVOVÝ ČLÁNEK, POHÁNĚNÝ HOŘLAVÝM PLYNEM PŘEDMĚTY OBSAHUJÍCÍ HOŘLAVÝ PLYN, J.N.
6 T	3539	PŘEDMĚTY OBSAHUJÍCÍ TOXICKÝ PLYN, J.N.

Vzorky plynů		
Klasifikační kód	UN číslo	Pojmenování látek nebo předmětů
7 F	3167	VZOREK PLYNU, NESTLAČENÝ, HOŘLAVÝ, J.N., který není hluboce zchlazený
7 T	3169	VZOREK PLYNU, NESTLAČENÝ, TOXICKÝ, J.N., který není hluboce zchlazený
7 TF	3168	VZOREK PLYNU, NESTLAČENÝ, TOXICKÝ, HOŘLAVÝ, J.N., který není hluboce zchlazený

Chemické látky pod tlakem		
Klasifikační kód	UN číslo	Pojmenování látky nebo předmětu
8 A	3500	CHEMICKÁ LÁTKA POD TLAKEM, J.N.
8 F	3501	CHEMICKÁ LÁTKA POD TLAKEM, HOŘLAVÁ, J.N.
8 T	3502	CHEMICKÁ LÁTKA POD TLAKEM, TOXICKÁ, J.N.
8 C	3503	CHEMICKÁ LÁTKA POD TLAKEM, ŽÍRAVÁ, J.N.
8 TF	3504	CHEMICKÁ LÁTKA POD TLAKEM, HOŘLAVÁ, TOXICKÁ, J.N.
8 FC	3505	CHEMICKÁ LÁTKA POD TLAKEM, HOŘLAVÁ, ŽÍRAVÁ, J.N.

Adsorbované plyny		
Klasifikační kód	UN číslo	Pojmenování látky nebo předmětu
9A	3511	PLYN ADSORBOVANÝ, J.N.
9O	3513	PLYN ADSORBOVANÝ, PODPORUJÍCÍ HOŘENÍ, J.N.
9F	3510	PLYN ADSORBOVANÝ, HOŘLAVÝ, J.N.
9T	3512	PLYN ADSORBOVANÝ, TOXICKÝ, J.N.
9TF	3514	PLYN ADSORBOVANÝ, TOXICKÝ, HOŘLAVÝ, J.N.
9TC	3516	PLYN ADSORBOVANÝ, TOXICKÝ, ŽÍRAVÝ, J.N.
9TO	3515	PLYN ADSORBOVANÝ, TOXICKÝ, PODPORUJÍCÍ HOŘENÍ, J.N.
9TFC	3517	PLYN ADSORBOVANÝ, TOXICKÝ, HOŘLAVÝ, ŽÍRAVÝ, J.N.
9TOC	3518	PLYN ADSORBOVANÝ, TOXICKÝ, PODPORUJÍCÍ HOŘENÍ, ŽÍRAVÝ, J.N.

## 2.2.3 Třída 3 Hořlavé kapaliny

### 2.2.3.1 Kritéria

2.2.3.1.1 Název třídy 3 zahrnuje látky, jakož i předměty, které obsahují látky této třídy, které:

- jsou kapalné podle odstavce (a) definice pojmu „kapalina“ v oddíle 1.2.1;
- mají při 50 °C tenzi par nejvýše 300 kPa (3 bary) a při 20 °C a standardním tlaku 101,3 kPa nejsou zcela plynné; a
- mají bod vzplanutí nejvýše 60 °C (viz 2.3.3.1 k odpovídající zkoušce).

Název třídy 3 zahrnuje také kapaliny a tuhé látky v roztaveném stavu s bodem vzplanutí nad 60 °C, které jsou podány k přepravě nebo přepravovány zahřáté na teplotu rovnající se jejich bodu vzplanutí nebo vyšší. Tyto látky jsou přiřazeny k UN číslu 3256.

Název třídy 3 zahrnuje také znečistitelné kapalné výbušné látky. Znečistitelné kapalné výbušné látky jsou látky, které jsou ve vodě nebo v jiných kapalinách rozpuštěny nebo rozptýleny tak, aby vytvořily homogenní kapalnou směs, která už nemá výbušné vlastnosti. V tabulce A kapitoly 3.2 jsou tyto položky pod UN čísly 1204, 2059, 3064, 3343, 3357 a 3379.

Pro účely přepravy v tankových lodích zahrnuje název třídy také následující látky, které:

- mají bod vzplanutí nad 60 °C a které jsou přepravovány nebo podávány k přepravě při teplotě v rozmezí do 15 K pod bodem vzplanutí;
- mají teplotu samovznícení 200 °C nebo nižší a nejsou jmenovány jinde.

**POZNÁMKA 1:** Látky s bodem vzplanutí vyšším než 35 °C, které za podmínek zkoušky hořením stanovených v Příručce zkoušek a kritérií, části III, pododdílu 32.2.5, samostatné nehoří, nejsou látkami třídy 3; jsou-li však tyto látky podány k přepravě nebo přepravovány zahřáté na teplotu rovnající se jejich bodu vzplanutí nebo vyšší, jsou látkami třídy 3.

**POZNÁMKA 2:** Odchylkou od 2.2.3.1.1 se považují paliva pro vznětové motory, plynový olej nebo topný olej (lehký) včetně synteticky vyrobených produktů s bodem vzplanutí nad 60 °C až do nejvýše 100 °C za látky třídy 3, UN čísla 1202.

**POZNÁMKA 3:** Hořlavé kapaliny, které jsou velmi toxické při vdechnutí, jak je definováno v 2.2.61.1.4 až 2.2.61.1.9, a toxické látky s bodem vzplanutí 23 °C nebo vyšším jsou látkami třídy 6.1 (viz 2.2.61.1). Kapaliny, které jsou velmi toxické při vdechnutí, jsou identifikovány jako „toxické při vdechnutí“ ve svém oficiálním pojmenování pro přepravu ve sloupci (2) nebo zvláštním ustanovením 354 ve sloupci (6) tabulky A kapitoly 3.2.

**POZNÁMKA 4:** Hořlavé kapalné látky a přípravky, používané jako pesticidy, které jsou velmi toxické, toxické nebo slabě toxické a mají bod vzplanutí 23 °C nebo vyšší, jsou látkami třídy 6.1 (viz 2.2.61.1).

**POZNÁMKA 5:** Pro účely přepravy v tankových lodích jsou látky s bodem vzplanutí nad 60 °C až do nejvýše 100 °C látkami třídy 9 (identifikační číslo 9003).

2.2.3.1.2 Látky a předměty třídy 3 jsou rozděleny následovně:

F Hořlavé kapaliny bez vedlejšího nebezpečí a předměty obsahující takové látky:

- F1 Hořlavé kapaliny s bodem vzplanutí nejvýše 60°C;
- F2 Hořlavé kapaliny s bodem vzplanutí nad 60°C, přepravované nebo podávané k přepravě při teplotě rovnající se jejich bodu vzplanutí nebo vyšší (zahřáté látky);
- F3 Předměty obsahující hořlavé kapaliny;
- F4 Látky s bodem vzplanutí nad 60°C, které jsou přepravovány nebo podávány k přepravě při teplotě v rozmezí do 15 K pod bodem vzplanutí;
- F5 Látky s teplotou samovznícení 200 °C nebo nižší a které nejsou jmenovány jinde.

FT Hořlavé kapaliny, toxické;

- FT1 Hořlavé kapaliny, toxické;
- FT2 Pesticidy;

- FC Hořlavé kapaliny, žíravé;
- FTC Hořlavé kapaliny, toxické, žíravé;
- D Znečtivěné kapalné výbušné látky.

2.2.3.1.3 Látky a předměty zařazené do třídy 3 jsou uvedeny v tabulce A kapitoly 3.2. Látky, které nejsou jmenovitě uvedeny v tabulce A kapitoly 3.2 musí být přiřazeny k příslušné položce pododdílu 2.2.3.3 a k odpovídající obalové skupině podle ustanovení tohoto oddílu. Hořlavé kapaliny musí být přiřazeny k jedné z následujících obalových skupin podle stupně nebezpečí, který představují pro přepravu:

Obalová skupina	Bod vzplanutí (uzavřený kelímek)	Teplota začátku varu
I	--	$\leq 35\text{ °C}$
II <sup>a</sup>	$< 23\text{ °C}$	$> 35\text{ °C}$
III <sup>a</sup>	$\geq 23\text{ °C}$ a $\leq 60\text{ °C}$	$> 35\text{ °C}$

<sup>a</sup> Viz též 2.2.3.1.4

Pro kapalinu s vedlejším nebezpečím (vedlejšími nebezpečími) se musí zohlednit obalová skupina určená podle výše uvedené tabulky a obalová skupina vyplývající na závažnosti vedlejšího (vedlejších) nebezpečí; klasifikace a obalová skupina se potom určí podle tabulky převažujících nebezpečí v pododdílu 2.1.3.10.

2.2.3.1.4 Viskózní hořlavé kapaliny, jako jsou barvy, emaily, laky, fermeže, lepidla a leštidla, s bodem vzplanutí pod  $23\text{ °C}$  směřují být přiřazeny k obalové skupině III podle postupů popsaných v *Příručce zkoušek a kritérií*, části III, pododdílu 32.3, za podmínky, že

(a) viskozita<sup>2</sup> a bod vzplanutí odpovídají následující tabulce:

Kinematická viskozita (extrapolovaná) v (při stříhové rychlosti blízké 0) $\text{mm}^2/\text{s}$ při $23\text{ °C}$	Doba výtoku $t$ v sekundách	Průměr výtokové trysky (mm)	Bod vzplanutí, uzavřený kelímek ( $\text{°C}$ )
$20 < v \leq 80$	$20 < t \leq 60$	4	nad 17
$80 < v \leq 135$	$60 < t \leq 100$	4	nad 10
$135 < v \leq 220$	$20 < t \leq 32$	6	nad 5
$220 < v \leq 300$	$32 < t \leq 44$	6	nad -1
$300 < v \leq 700$	$44 < t \leq 100$	6	nad -5
$700 < v$	$100 < t$	6	bez omezení

- (b) méně než 3 % vrstvy čirého rozpouštědla se oddělí při dělicí zkoušce rozpouštědla;
- (c) směs ani oddělené rozpouštědlo nesmějí splňovat kritéria pro třídu 6.1 nebo třídu 8;

**POZNÁMKA:** Tato ustanovení se vztahují také na směsi obsahující nejvýše 20 % nitrocelulózy s obsahem dusíku nejvýše 12,6 % v suché hmotě. Směsi obsahující více než 20 %, avšak nejvýše 55 % nitrocelulózy s obsahem dusíku nejvýše 12,6 % v suché hmotě, jsou látkami přiřazenými k UN číslu 2059.

Směsi s bodem vzplanutí pod  $23\text{ °C}$  a obsahující:

- více než 55 %, nitrocelulózy, s jakýmkoli obsahem dusíku; nebo
- nejvýše 55 %, nitrocelulózy s obsahem dusíku nad 12,6 % v suché hmotě

jsou látkami třídy 1 (UN 0340 nebo 0342) nebo třídy 4.1 (UN 2555, 2556 nebo 2557).

<sup>2</sup> **Stanovení viskozity:** Jestliže předmětná látka nemá gravitační vlastnosti kapaliny nebo není-li metoda s použitím výtokového kelímku vhodná ke stanovení viskozity, musí být použit viskozimetr s proměnnou stříhovou rychlostí, aby mohly být stanoveny koeficienty dynamické viskozity látky při  $23\text{ °C}$  u řady hodnot stříhových rychlostí. Zjištěné hodnoty v závislosti na stříhových rychlostech musí být extrapolovány na hodnotu stříhové rychlosti 0. Tímto způsobem stanovená dynamická viskozita dělena hustotou dává zdánlivou kinematickou viskozitu při stříhové rychlosti blízké 0.

**2.2.3.1.5 Viskózní kapalné látky**

2.2.3.1.5.1 S výhradou ustanovení uvedených v 2.2.3.1.5.2 viskózní kapalné látky

- mají bod vzplanutí nejméně 23 °C a nejvýše 60 °C;
- nejsou toxické, žíravé nebo ohrožující životní prostředí;
- obsahují nejvýše 20% nitrocelulózy, za podmínky, že nitrocelulóza obsahuje nejvýše 12,6 % dusíku v suché hmotě; a
- jsou zabaleny do nádob o vnitřním objemu nejvýše 450 litrů;

nepodléhají ADN, jestliže

- (a) při dělicí zkoušce rozpouštědla (viz Příručku zkoušek a kritérií, část III, pododdíl 32.5.1) výška oddělené vrstvy rozpouštědla činí méně než 3 % celkové výšky; a
- (b) doba výtoku při zkoušce viskozity (viz Příručku zkoušek a kritérií, část III, pododdíl 32.4.3) s tryskou o průměru 6 mm je nejméně:
  - (i) 60 sekund; nebo
  - (ii) 40 sekund, jestliže viskózní kapalina obsahuje nejvýše 60 % látek třídy 3.

2.2.3.1.5.2 Viskózní kapalné látky, které jsou také nebezpečné životnímu prostředí, avšak splňují všechna ostatní kritéria v 2.2.3.1.5.1, nepodléhají žádným jiným ustanovením ADN, jsou-li přepravovány v jednoduchých nebo skupinových obalech, které obsahují čisté množství nejvýše 5 litrů na jednoduchý nebo vnitřní obal, za podmínky, že obaly splňují všeobecná ustanovení uvedená v 4.1.1.1, 4.1.1.2 a 4.1.1.4 až 4.1.1.8 dohody ADR.

2.2.3.1.6 Spadají-li látky třídy 3 vlivem příměsí do jiných kategorií nebezpečnosti než těch, do kterých patří látky jmenovitě uvedené v tabulce A kapitoly 3.2, přiřadí se tyto směsi nebo roztoky k položkám, ke kterým na základě svého skutečného nebezpečí patří.

**POZNÁMKA:** K zařazování roztoků a směsí (jako jsou přípravky a odpady) viz také 2.1.3.

2.2.3.1.7 Na základě zkušebních postupů podle oddílů 2.3.3.1 a 2.3.4 a kritérií uvedených v 2.2.3.1.1 se může také zjistit, zda je jmenovitě uvedený roztok nebo jmenovitě uvedená směs, popřípadě roztok nebo směs, který(á) obsahuje jmenovitě uvedenou látku, takové povahy, že tento roztok nebo tato směs nepodléhá ustanovením pro tuto třídu (viz také 2.1.3).

**2.2.3.2 Látky nepřipustitelné k přepravě**

2.2.3.2.1 Látky třídy 3, které snadno peroxidují (jako ethery nebo určité heterocyklické kyslíkaté látky), smějí být přepravovány jen tehdy, jestliže jejich obsah peroxidu nepřekročí 0,3 % přepočítáno na peroxid vodíku (H<sub>2</sub>O<sub>2</sub>). Obsah peroxidu se stanoví podle pododdílu 2.3.3.3.

2.2.3.2.2 Chemicky nestálé látky třídy 3 jsou připuštěny k přepravě jen tehdy, byla-li učiněna potřebná opatření k zabránění možnosti nebezpečného rozkladu nebo polymerizace za normálních podmínek přepravy. K opatřením potřebným pro zabránění polymerizaci viz zvláštní ustanovení 386 kapitoly 3.3. Za tímto účelem je zvláště třeba dbát na to, aby nádoby a cisterny neobsahovaly žádné látky, které by tyto reakce mohly podporovat.

2.2.3.2.3 Znečtivěné kapalné výbušné látky, které nejsou uvedeny v tabulce A kapitoly 3.2, nejsou připuštěny k přepravě jako látky třídy 3.

## 2.2.3.3 Seznam hromadných položek

Hořlavé kapaliny a předměty  
obsahující takové látky

Bez vedlejšího nebezpečí	F	F1	1133	LEPIDLA, s hořlavou kapalnou látkou
			1136	OLEJE DEHTOVÉ, HOŘLAVÉ
			1139	ROZTOK OCHRANNÉHO NÁTĚRU (včetně povrchových úprav nebo nátěrů používaných k průmyslovým nebo jiným účelům, jako ochranný nástřik spodků karoserií vozidel, vnitřní nátěry sudů)
			1169	EXTRAKTY AROMATICKÉ, KAPALNÉ
			1197	EXTRAKTY CHUŤOVÉ, KAPALNÉ
			1210	BARVA TISKAŘSKÁ hořlavá nebo
			1210	PŘÍSLUŠENSTVÍ TISKAŘSKÝCH BAREV, (včetně ředidel a rozpouštědel tiskařských barev), HOŘLAVÉ
			1263	BARVA (včetně barev, lakových barev, emailových laků, mořidel, šelakových roztoků, fermeží, leštících prostředků, kapalných plnidel a kapalných základů pro laky)
			1263	PŘÍSLUŠENSTVÍ BAREV (včetně ředidel a rozpouštědel)
			1266	VÝROBKY KOSMETICKÉ s hořlavými rozpouštědly
			1293	TINKTURY, LÉKAŘSKÉ
			1306	PROSTŘEDKY OCHRANNÉ NA DŘEVO, KAPALNÉ
			1866	ROZTOK PRYSKYŘICE, hořlavý
			1999	DEHTY KAPALNÉ, včetně silničních olejů a ředěných asfaltů
			3065	NÁPOJE ALKOHOLICKÉ
			1224	KETONY KAPALNÉ, J.N.
			1268	DESTILÁTY ROPNÉ, J.N. nebo PRODUKTY ROPNÉ, J.N.
			1987	ALKOHOLY, J.N.
			1989	ALDEHYDY, J.N.
			2319	UHLOVODÍKY TERPENICKÉ, J.N.
			3271	ETHERY, J.N.
			3272	ESTERY, J.N.
			3295	UHLOVODÍKY, KAPALNÉ, J.N.
			3336	THIOLY (merkaptany), KAPALNÉ, HOŘLAVÉ, J.N. nebo
			3336	SMĚSI THIOLŮ (merkaptanů), KAPALNÉ, HOŘLAVÉ, J.N.
			1993	LÁTKA HOŘLAVÁ, KAPALNÁ, J.N.
		F2 Látky zahřáté	3256	LÁTKA ZAHŘÁTÁ, KAPALNÁ, HOŘLAVÁ, J.N., s bodem vzplanutí nad 60 °C
		F3 Předměty	3269	PRYSKYŘICE POLYESTEROVÉ, VÍCESLOŽKOVÉ, kapalný základní materiál
		F3 Předměty	3473	ZÁSOBNÍKY DO PALIVOVÝCH ČLÁNKŮ nebo
			3473	ZÁSOBNÍKY DO PALIVOVÝCH ČLÁNKŮ OBSAŽENÉ V ZAŘÍZENÍ nebo
			3473	ZÁSOBNÍKY DO PALIVOVÝCH ČLÁNKŮ BALENÉ SE ZAŘÍZENÍM
			3528	MOTOR, VNITŘNÍ SPALOVÁNÍ, POHÁNĚNÝ HOŘLAVOU KAPALINOU nebo
			3528	MOTOR, PALIVOVÝ ČLÁNEK, POHÁNĚNÝ HOŘLAVOU KAPALINOU nebo
			3528	STROJ, VNITŘNÍ SPALOVÁNÍ, POHÁNĚNÝ HOŘLAVOU KAPALINOU nebo
			3528	STROJ, PALIVOVÝ ČLÁNEK, POHÁNĚNÝ HOŘLAVOU KAPALINOU
			3540	PŘEDMĚTY OBSAHUJÍCÍ HOŘLAVOU KAPALINU, J.N.
		F4	9001	LÁTKY S BODEM VZPLANUTÍ NAD 60 °C, které jsou zahřívány na teplotu v rozmezí 15 K pod jejich bodem vzplanutí
		F5	9002	LÁTKY S TEPLOTOU SAMOVZNÍCENÍ 200 °C A NIŽE, J.N.

		1228 THIOLY (merkaptany), KAPALNÉ, HOŘLAVÉ, TOXICKÉ, J.N. nebo 1228 SMĚSI THIOLU (merkaptanů), KAPALNÉ, HOŘLAVÉ, TOXICKÉ, J.N. 1986 ALKOHOLY, HOŘLAVÉ, TOXICKÉ, J.N. 1988 ALDEHYDY, HOŘLAVÉ, TOXICKÉ, J.N. 2478 ISOKYANÁTY, HOŘLAVÉ, TOXICKÉ, J.N. nebo 2478 ISOKYANÁT, ROZTOK, HOŘLAVÝ, TOXICKÝ, J.N. 3248 LÉČIVA KAPALNÁ, HOŘLAVÁ, TOXICKÁ, J.N. 3273 NITRILY, HOŘLAVÉ, TOXICKÉ, J.N. 1992 LÁTKA HOŘLAVÁ, KAPALNÁ, TOXICKÁ, J.N.
<b>Toxické FT</b>	<b>FT1</b>	
	<b>FT2</b>	2758 PESTICID-KARBAMÁT, KAPALNÝ, HOŘLAVÝ, TOXICKÝ 2760 PESTICID NA BÁZI ARZÉNU, KAPALNÝ, HOŘLAVÝ, TOXICKÝ 2762 PESTICID-ORGANICKÁ SLOUČENINA CHLORU, KAPALNÝ, HOŘLAVÝ, TOXICKÝ 2764 PESTICID NA BÁZI TRIAZINU, KAPALNÝ, HOŘLAVÝ, TOXICKÝ 2772 PESTICID NA BÁZI THIOKARBAMÁTU, KAPALNÝ, HOŘLAVÝ, TOXICKÝ 2776 PESTICID NA BÁZI MĚDI, KAPALNÝ, HOŘLAVÝ, TOXICKÝ 2778 PESTICID NA BÁZI RTUTI, KAPALNÝ, HOŘLAVÝ, TOXICKÝ 2780 PESTICID-SUBSTITUOVANÝ NITROFENOL, KAPALNÝ, HOŘLAVÝ, TOXICKÝ 2782 PESTICID NA BÁZI BIPYRIDILU, KAPALNÝ, HOŘLAVÝ, TOXICKÝ 2784 PESTICID-ORGANICKÁ SLOUČENINA FOSFORU, KAPALNÝ, HOŘLAVÝ, TOXICKÝ 3024 PESTICID-DERIVÁT KUMARINU, KAPALNÝ, HOŘLAVÝ, TOXICKÝ 3346 PESTICID-DERIVÁT KYSELINY FENOXYOCTOVÉ, KAPALNÝ, HOŘLAVÝ, TOXICKÝ 3350 PESTICID-PYRETHROID, KAPALNÝ, HOŘLAVÝ, TOXICKÝ 3021 PESTICID KAPALNÝ, HOŘLAVÝ, TOXICKÝ, J.N.
	<b>Pesticid (s bodem vzplanutí pod 23 °C)</b>	<b>POZNAMKA:</b> Přřazení pesticidu pod položku se provádí na základě aktivní složky, fyzikálního stavu pesticidu a podle všech možných vedlejších nebezpečí, která může představovat.
		3469 BARVA, HOŘLAVÁ, ŽÍRAVÁ (včetně laků, emailů, mořidel, šelaku a fermeží, leštidel a kapalných základových složek laků) nebo 3469 LÁTKA POMOCNÁ K VÝROBĚ BAREV, HOŘLAVÁ, ŽÍRAVÁ (včetně ředidel a složek odstraňovačů) 2733 AMINY, HOŘLAVÉ, ŽÍRAVÉ, J.N. nebo 2733 POLYAMINY, HOŘLAVÉ, ŽÍRAVÉ, J.N. 2985 CHLORSILANY, HOŘLAVÉ, ŽÍRAVÉ, J.N. 3274 ALKOHOLÁTY, ROZTOKY v alkoholu, J.N. 2924 LÁTKA HOŘLAVÁ, KAPALNÁ, ŽÍRAVÁ, J.N.
<b>Žíravé</b>	<b>FC</b>	
<b>Toxické, žíravé</b>	<b>FTC</b>	3286 LÁTKA HOŘLAVÁ, KAPALNÁ, TOXICKÁ, ŽÍRAVÁ, J.N.
<b>Znecitlivěné výbušné kapaliny</b>	<b>D</b>	3343 NITROGLYCERIN, SMĚS, ZNECITLIVĚNÁ, KAPALNÁ, HOŘLAVÁ, J.N., s nejvýše 30 % hm. nitroglycerinu 3357 NITROGLYCERIN, SMĚS, ZNECITLIVĚNÁ, KAPALNÁ, J.N., s nejvýše 30 % hm. nitroglycerinu 3379 LÁTKA ZNECITLIVĚNÁ, VÝBUŠNÁ, KAPALNÁ, J.N.



## 2.2.41 Třída 4.1 Hořlavé tuhé látky, samovolně se rozkládající látky, polymerizující látky a znečitlivěné tuhé výbušné látky

### 2.2.41.1 Kritéria

2.2.41.1.1 Název třídy 4.1 zahrnuje hořlavé látky a předměty, znečitlivěné výbušné látky, které jsou tuhými látkami podle písmene a) definice "tuhý" uvedené v oddíle 1.2.1, jakož i samovolně se rozkládající kapalné nebo tuhé látky a polymerizující látky.  
Třídě 4.1 jsou přiřazeny:

- lehce hořlavé tuhé látky a předměty (viz 2.2.41.1.3 až 2.2.41.1.8);
- samovolně se rozkládající tuhé nebo kapalné látky (viz 2.2.41.1.9 až 2.2.41.1.17);
- znečitlivěné tuhé výbušné látky (viz 2.2.41.1.18);
- látky příbuzné samovolně se rozkládajícím látkám (viz 2.2.41.1.19);
- polymerizující látky (viz 2.2.41.1.20 a 2.2.41.1.21).

2.2.41.1.2 Látky a předměty třídy 4.1 se dále dělí následovně:

- |     |  |
|-----|--|
| F   | Hořlavé tuhé látky bez vedlejšího nebezpečí:             |
| F1  | organické  |
| F2  | organické, roztavené                                     |
| F3  | anorganické  |
| F4  | předměty   |
| FO  | Hořlavé tuhé látky, podporující hoření                   |
| FT  | Hořlavé tuhé látky, toxické:                             |
| FT1 | organické, toxické                                       |
| FT2 | anorganické, toxické                                     |
| FC  | Hořlavé tuhé látky, žíravé:                              |
| FC1 | organické, žíravé  |
| FC2 | anorganické, žíravé                                      |
| D   | Znečitlivěné tuhé výbušné látky bez vedlejšího nebezpečí |
| DT  | Znečitlivěné tuhé výbušné látky, toxické                 |
| SR  | Samovolně se rozkládající látky:                         |
| SR1 | nevyžadující řízení teploty                              |
| SR2 | vyžadující řízení teploty.                               |
| PM  | Polymerizující látky:                                    |
| PM1 | Nevyžadující řízení teploty                              |
| PM2 | Vyžadující řízení teploty.                               |

### Hořlavé tuhé látky

#### Definice a vlastnosti

2.2.41.1.3 *Hořlavé tuhé látky* jsou lehce hořlavé tuhé látky a tuhé látky, které se mohou zapálit třením.

*Lehce hořlavé tuhé látky* jsou práškovité, zrnité nebo pastovité látky, které jsou nebezpečné, jestliže se po krátkém styku se zápalným zdrojem, jako např. s hořící zápalkou, mohou snadno zapálit a plamen se po zapálení rychle rozšiřuje. Nebezpečí přitom nemusí vycházet jen z ohně, nýbrž také

z toxických zplodin hoření. Kovové prášky jsou kvůli obtížím při hašení ohně zvláště nebezpečné, protože normální hasicí prostředky, jako oxid uhličitý nebo voda, mohou zvětšit nebezpečí.

#### *Klasifikace*

2.2.41.1.4 Látky a předměty zařazené jako hořlavé tuhé látky třídy 4.1 jsou uvedeny v tabulce A kapitoly 3.2. Přiřazení organických látek a předmětů, které nejsou v tabulce A kapitoly 3.2 jmenovitě uvedeny, pod příslušnou položku pododdílu 2.2.41.3, podle ustanovení kapitoly 2.1, se může provést na základě zkušenosti nebo na základě výsledků zkušebních postupů podle Příručky zkoušek a kritérií, části III, pododdílu 33.2.1. Přiřazení jmenovitě neuvedených anorganických látek musí být provedeno na základě výsledků zkušebních postupů podle Příručky zkoušek a kritérií, části III, pododdílu 33.2.1, přičemž musí být zohledněny rovněž zkušenosti, vedou-li k přísnějšímu zařazení.

2.2.41.1.5 Jestliže se jmenovitě neuvedené látky na základě zkušebních postupů podle Příručky zkoušek a kritérií, části III, pododdílu 33.2.1 přiřazují k jedné z položek uvedených v pododdíle 2.2.41.3, platí následující kritéria:

- (a) Práškovité, zrnité nebo pastovité látky, s výjimkou kovových prášků nebo prášků kovových slitin, se klasifikují jako lehce hořlavé látky třídy 4.1, jestliže se mohou snadno zapálit po krátkém styku se zápalným zdrojem (např. hořící zápalkou), nebo jestliže se plamen po zapálení rychle rozšiřuje, doba vyhoření je menší než 45 sekund na měrnou vzdálenost 100 mm, nebo rychlost vyhoření je větší než 2,2 mm/s.
- (b) Kovové prášky nebo prášky kovových slitin se přiřadí ke třídě 4.1, jestliže mohou být zapáleny při styku s plamenem a reakce se rozšíří na celou délku vzorku za 10 minut nebo méně.

Tuhé látky, které se mohou zapálit třením, se musí zařadit do třídy 4.1 analogicky k existujícím položkám (např. zápalkám) nebo v souladu s příslušným zvláštním ustanovením.

2.2.41.1.6 Na základě zkušebních postupů podle Příručky zkoušek a kritérií, části III, oddílu 33.2.1 a kritérií uvedených v 2.2.41.1.4 a 2.2.41.1.5 se může také zjistit, zda je jmenovitě uvedená látka takové povahy, že nepodléhá předpisům pro tuto třídu.

2.2.41.1.7 Spadají-li látky třídy 4.1 vlivem příměsí do jiných kategorií nebezpečnosti než těch, do kterých patří látky jmenovitě uvedené v tabulce A kapitoly 3.2, přiřadí se tyto směsi k položkám, ke kterým na základě svého skutečného nebezpečí patří.

**POZNÁMKA:** K zařazování roztoků a směsí (jako jsou přípravky a odpady) viz také 2.1.3.

#### *Přiřazení k obalovým skupinám*

2.2.41.1.8 Hořlavé tuhé látky zařazené pod různé položky tabulky A kapitoly 3.2 musí být přiřazeny k obalovým skupinám II nebo III na základě zkušebních postupů Příručky zkoušek a kritérií, části III, pododdílu 33.2.1 podle těchto kritérií:

- (a) Lehce hořlavé tuhé látky, které mají při zkoušce dobu vyhoření menší než 45 sekund na měrnou vzdálenost 100 mm, jsou přiřazeny k
  - obalové skupině II: proběhl-li plamen navlhčenou zónou;
  - obalové skupině III: jestliže navlhčená zóna zastaví šíření plamene po dobu nejméně 4 minut.
- (b) Kovové prášky nebo prášky kovových slitin jsou přiřazeny k
  - obalové skupině II: jestliže se reakce při zkoušce rozšíří po celé délce vzorku za 5 minut nebo méně;
  - obalové skupině III: jestliže se reakce při zkoušce rozšíří po celé délce vzorku za více než 5 minut.

U tuhých látek, které mohou vzplanout třením, musí být jejich přiřazení k obalové skupině provedeno v analogii k existujícím položkám nebo podle odpovídajícího zvláštního ustanovení.

**Samovolně se rozkládající látky***Definice*

2.2.41.1.9 Pro účely ADN jsou **samovolně se rozkládající látky** tepelně nestálé látky, které se mohou i bez přítomnosti kyslíku (vzduchu) silně exotermicky rozkládat. Látky se nepovažují za samovolně se rozkládající látky třídy 4.1, jestliže:

- (a) jsou výbušnými látkami dle kritérií pro třídu 1;
- (b) jsou látkami podporujícími hoření podle přiřazovacího postupu pro třídu 5.1 (viz pododdíl 2.2.51.1), s výjimkou toho, že směsi látek podporujících hoření, které obsahují nejméně 5 % hořlavých organických látek, musí být podrobeny klasifikačnímu postupu definovanému v POZNÁMCE 2;
- (c) jsou organickými peroxidy podle kritérií pro třídu 5.2 (viz 2.2.52.1);
- (d) jejich rozkladné teplo je menší než 300 J/g; nebo
- (e) jejich teplota samourychlujícího se rozkladu (SADT) (viz POZNÁMKU 2 níže) je vyšší než 75 °C pro kus o hmotnosti 50 kg.

**POZNÁMKA 1:** Rozkladné teplo může být určeno libovolnou mezinárodně uznávanou metodou, např. dynamickou diferenční kalorimetrií a adiabatickou kalorimetrií.

**POZNÁMKA 2:** Směsi látek podporujících hoření splňující kritéria třídy 5.1, které obsahují nejméně 5 % hořlavých organických látek, ale které nesplňují kritéria uvedená výše pod písmeny (a), (c), (d) nebo (e), musí být podrobeny klasifikačnímu postupu pro samovolně se rozkládající látky.

Směs vykazující vlastnosti samovolně se rozkládající látky typu B až F musí být zařazena jako samovolně se rozkládající látka třídy 4.1.

Směs vykazující vlastnosti samovolně se rozkládající látky typu G podle zásady uvedené v pododdílu 20.4.3 (g) části II Příručky zkoušek a kritérií musí být posouzena pro zařazení jako látka třídy 5.1 (viz 2.2.51.1).

**POZNÁMKA 3:** Teplota samourychlujícího se rozkladu (SADT) je nejnižší teplota, při které může dojít k samovolnému rozkladu látky v obalu používaném během přepravy. Potřebné předpisy k určení této teploty jsou obsaženy v Příručce zkoušek a kritérií, části II, kapitole 20 a oddílu 28.4.

**POZNÁMKA 4:** Všechny látky, které vykazují vlastnosti samovolně se rozkládajících látek, musí být zařazeny jako takové, i když vykazují podle 2.2.42.1.5 pozitivní výsledek zkoušky pro zařazení do třídy 4.2.

*Vlastnosti*

2.2.41.1.10 Rozklad samovolně se rozkládajících látek může být vyvolán teplem, stykem s katalytickými nečistotami (např. kyselinami, sloučeninami těžkých kovů, zásadami), třením nebo nárazem. Rychlost rozkladu se zvyšuje se stoupající teplotou a je rozdílná podle druhu látky. Rozklad může mít, zvláště jestliže nedojde k zapálení, za následek vývin toxických plynů nebo par. U určitých samovolně se rozkládajících látek musí být teplota řízena. Některé samovolně se rozkládající látky se mohou především pod uzavřením výbušně rozkládat. Tato vlastnost může být zmenšena přidáním ředidel nebo použitím vhodných obalů. Určité samovolně se rozkládající látky prudce hoří. Samovolně se rozkládající látky jsou například určité sloučeniny níže uvedených typů:

alifatické azosloučeniny (-C-N=N-C-);  
organické azidy (-C-N<sub>3</sub>);  
diazoniové soli (-CN<sub>2</sub><sup>+</sup> Z<sup>-</sup>);  
N-nitroso sloučeniny (-N-N=O); a  
aromatické sulfohydrazidy (-SO<sub>2</sub>-NH-NH<sub>2</sub>).

Tento výčet není úplný; látky s jinými reaktivními skupinami a některé směsi látek mohou mít podobné vlastnosti.

*Klasifikace*

2.2.41.1.11 Samovolně se rozkládající látky jsou na základě svého stupně nebezpečnosti rozděleny do sedmi typů. Typy samovolně se rozkládajících látek začínají od typu A, který není připuštěn k přepravě v obalu, ve kterém byl zkoušen, až po typ G, který nepodléhá ustanovením pro samovolně se rozkládající látky třídy 4.1. Zařazení samovolně se rozkládajících látek typů B až F přímo závisí na největším přípustném množství v jednom obalu. Zásady pro zařazování, jeho postupy, zkušební metody a kritéria a vzor vhodného zkušebního protokolu jsou uvedeny v Příručce zkoušek a kritérií, části II.

2.2.41.1.12 Již zařazené samovolně se rozkládající látky, které jsou připuštěny k přepravě v obalech, jsou uvedeny v pododdílu 2.2.41.4, ty, které jsou již připuštěny k přepravě v IBC, jsou uvedeny v pododdílu 4.1.4.2 ADR, pokynu pro balení IBC520 a ty, které jsou již připuštěny k přepravě v cisternách podle kapitoly 4.2 ADR, jsou uvedeny v pododdílu 4.2.5.2 ADR, pokynu pro přemístitelné cisterny T23. Každá uvedená přípustná látka je přiřazena k druhové položce tabulky A kapitoly 3.2 (UN čísla 3221 až 3240) a udávají se příslušná vedlejší nebezpečí a poznámky obsahující příslušné informace pro přepravu.

Tyto hromadné položky udávají:

- typy samovolně se rozkládajících látek B až F, viz 2.2.41.1.11;
- skupenství (kapalné/tuhé); a
- řízení teploty (je-li vyžadováno), viz 2.2.41.1.17.

Klasifikace samovolně se rozkládajících látek uvedených v pododdílu 2.2.41.4 se provádí na základě technicky čisté látky (pokud není uvedena koncentrace menší než 100 %).

2.2.41.1.13 Klasifikaci samovolně se rozkládajících látek, které nejsou uvedeny v pododdílu 2.2.41.4, pododdílu 4.1.4.2 ADR, pokynu pro balení IBC520 nebo v pododdílu 4.2.5.2 ADR, pokynu pro přemístitelné cisterny T23, jakož i jejich přiřazení k hromadné položce musí provést příslušný orgán země původu na základě zkušebního protokolu. Osvědčení o schválení musí obsahovat klasifikaci a odpovídající přepravní podmínky. Jestliže země původu není smluvní stranou ADN, musí zařazení a přepravní podmínky uznat příslušný orgán prvního státu smluvní strany ADN, který přijde do styku se zásilkou.

2.2.41.1.14 Aktivační přísady, jako zinkové sloučeniny, se mohou přidat k některým samovolně se rozkládajícím látkám ke změně jejich reakční schopnosti. Podle druhu a koncentrace aktivační přísady může poklesnout tepelná stálost, což může mít za následek změnu výbušných vlastností. Pokud dojde ke změně jedné z těchto vlastností, je třeba nový přípravek posoudit podle klasifikačního postupu.

2.2.41.1.15 Vzorky samovolně se rozkládajících látek nebo přípravků samovolně se rozkládajících látek, které nejsou uvedeny v pododdílu 2.2.41.4, pro které není k dispozici úplná sada výsledků zkoušek a které je nutno přepravit k provedení dalších zkoušek a hodnocení, je třeba přiřadit k jedné z vhodných položek pro samovolně se rozkládající látky typu C, jestliže

- podle dostupných údajů není vzorek nebezpečnější než samovolně se rozkládající látka typu B;
- vzorek je zabalen podle způsobu balení OP2 pododdílu 4.1.4.1 ADR a množství na nákladní dopravní jednotku a dopravní jednotku nepřesahuje 10 kg;
- dostupné údaje ukazují, že řízená teplota, pokud je, je dostatečně nízká, aby se zabránilo nebezpečnému rozkladu a zároveň dostatečně vysoká, aby se předešlo nebezpečnému oddělování (separaci) fází.

*Znecitlivění*

2.2.41.1.16 Pro zajištění bezpečné přepravy samovolně se rozkládajících látek, jsou tyto v mnoha případech znecitlivěně ředidlem. Jestliže je pevně stanoven procentní podíl látky, vztahuje se k podílu hmotnosti, zaokrouhlenému na nejbližší celé číslo. Jestliže je použito ředidlo, musí být samovolně se rozkládající látka spolu s ředidlem vyzkoušena, a to v koncentraci a formě užívaných k přepravě. Ředidla, která mohou dovolit samovolně se rozkládající látce koncentrovat se na nebezpečný stupeň při úniku z obalu, se nesmějí používat. Každé použité ředidlo se musí snášet se samovolně se rozkládající látkou. Z toho hlediska jsou tuhá nebo kapalná ředidla snášitelná, jestliže nemají žádné nepříznivé účinky na tepelnou stálost a druh nebezpečnosti samovolně se rozkládající látky. Kapalná ředidla v přípravcích vyžadujících řízení teploty (viz 2.2.41.1.14) musí mít bod varu nejméně 60 °C a bod vzplanutí nejméně 5 °C. Bod varu kapaliny musí být o nejméně 50 °C vyšší než řízená teplota samovolně se rozkládající látky.

*Ustanovení o řízení teploty*

- 2.2.41.1.17 Určité Samovolně se rozkládající látky se SADT nejvýše 55 °C musí být podrobeny během přepravy řízení teploty. Viz 7.1.7.

**Znecitlivěné tuhé výbušné látky**

- 2.2.41.1.18 Znecitlivěné tuhé výbušné látky jsou látky, které jsou navlhčeny vodou nebo alkoholy, nebo jsou zředěny jinými látkami tak, aby se potlačily jejich výbušné vlastnosti. Takové položky jsou v tabulce A kapitoly 3.2 označeny následujícími UN čísly: 1310, 1320, 1321, 1322, 1336, 1337, 1344, 1347, 1348, 1349, 1354, 1355, 1356, 1357, 1517, 1571, 2555, 2556, 2557, 2852, 2907, 3317, 3319, 3344, 3364, 3365, 3366, 3367, 3368, 3369, 3370, 3376, 3380 a 3474.

**Látky příbuzné samovolně se rozkládajícím látkám**

- 2.2.41.1.19 Látky, které:
- (a) jsou podle výsledků sérií zkoušek 1 a 2 předběžně přiřazeny ke třídě 1, avšak podle výsledků série zkoušek 6 jsou vyňaty z platnosti třídy 1;
  - (b) nejsou samovolně se rozkládajícími látkami třídy 4.1; a
  - (c) nejsou látkami třídy 5.1 nebo 5.2,
- jsou rovněž přiřazeny ke třídě 4.1, a to k položkám UN čísel 2956, 3241, 3242 a 3251.

**Polymerizující látky***Definice a vlastnosti*

- 2.2.41.1.20 Polymerizující látky jsou látky, které jsou bez stabilizace schopné projít silnou exotermickou reakcí, jejímž výsledkem je tvoření větších molekul nebo tvoření polymerů za normálních podmínek přepravy. Takové látky jsou považovány za polymerizující látky třídy 4.1 jestliže:
- (a) jejich teplota autoakcelerační polymerace (SAPT) je nejvýše 75°C za podmínek (s chemickou stabilizací nebo bez ní při podávání k přepravě) a v obalu, IBC nebo cisterně, v němž (níž) má být látka nebo směs přepravována;
  - (b) mají reakční teplo větší než 300 J/g; a
  - (c) nesplňují žádné jiné z kritérií pro zařazení do tříd 1 až 8.
- Směs splňující kritéria pro polymerizující látku musí být klasifikována jako polymerizující látka třídy 4.1.

*Ustanovení o řízení teploty*

- 2.2.41.1.21 Polymerizující látky podléhají řízení teploty při přepravě, jestliže jejich teplota autoakcelerační polymerace (SAPT) je:
- (a) při podávání k přepravě v obalu nebo IBC nejvýše 50°C v obalu nebo IBC, v němž má být látka přepravována; nebo
  - (b) při podávání k přepravě v cisterně nejvýše 45°C v cisterně, v níž má být látka přepravována.

Viz 7.1.7.

**POZNÁMKA:** Látky splňující kritéria pro polymerizující látky a též pro zařazení do tříd 1 až 8 podléhají požadavkům zvláštního ustanovení 386 kapitoly 3.3.

**2.2.41.2 Látky nepřipuštěné k přepravě**

- 2.2.41.2.1 Chemicky nestálé látky třídy 4.1 jsou připuštěny k přepravě pouze tehdy, pokud byla provedena potřebná opatření zabraňující jejich nebezpečnému rozkladu nebo polymeraci během přepravy. Za tímto účelem se musí dbát zvláště na to, aby nádoby a cisterny neobsahovaly žádné látky, které by tyto reakce mohly podporovat.

- 2.2.41.2.2 Hořlavé tuhé látky, podporující hoření, které jsou přiřazeny k UN číslu 3097, nejsou k přepravě připuštěny, ledaže by odpovídaly předpisům pro třídu 1 (viz také 2.1.3.7).

## 2.2.41.2.3

Následující látky nejsou k přepravě připuštěny:

- samovolně se rozkládající látky typu A [viz Příručku zkoušek a kritérií, část II, odstavec 20.4.2 (a)];
- sulfidy fosforu, které nejsou prosty žlutého nebo bílého fosforu;
- jiné, než v tabulce A kapitoly 3.2 uvedené znecitlivěné tuhé výbušné látky;
- anorganické hořlavé látky v roztaveném stavu, s výjimkou UN 2448 SÍRA, ROZTAVENÁ;
- azid barnatý s obsahem vody nižším než 50 % hm.

## 2.2.41.3 Seznam hromadných položek

bez vedlejšího nebezpečí	organické	F1	3175	LÁTKY TUHÉ, OBSAHUJÍCÍ HOŘLAVÉ KAPALNÉ LÁTKY, J.N.	
		1353	VLÁKNA IMPREGNOVANÁ SLABĚ NITKOVANOU CELULÓZOU, J.N. nebo		
		1353	TKANINY IMPREGNOVANÉ SLABĚ NITKOVANOU CELULÓZOU, J.N.		
		1325	LÁTKA HOŘLAVÁ, TUHÁ, ORGANICKÁ, J.N.		
	organické roztavené	F2	3176	LÁTKA HOŘLAVÁ, TUHÁ, ORGANICKÁ, ROZTAVENÁ, J.N.	
		anorganické	F3	3089	PRÁŠEK KOVOVÝ, HOŘLAVÝ, J.N. <sup>a b</sup>
			3181	SOLI ORGANICKÝCH SLOUČENIN, KOVOVÉ, HOŘLAVÉ, J.N.	
			3182	HYDRIDY KOVŮ, HOŘLAVÉ, J.N. <sup>c</sup>	
	3178		LÁTKA HOŘLAVÁ, TUHÁ, ANORGANICKÁ, J.N.		
	předměty	F4	3527	POLYESTEROVÉ PRYSKYŘICE, VÍCESLOŽKOVÉ, tuhý základní materiál	
3541		PŘEDMĚTY OBSAHUJÍCÍ HOŘLAVOU TUHOU LÁTKU, J.N.			
Hořlavé tuhé látky F	podporující hoření	FO	3097	LÁTKA HOŘLAVÁ, TUHÁ, PODPORUJÍCÍ HOŘENÍ, J.N. (k přepravě nepřipuštěny, viz 2.2.41.2.2)	
	toxické	organické	FT1	2926	LÁTKA HOŘLAVÁ, TUHÁ, TOXICKÁ, ORGANICKÁ, J.N.
		anorganické	FT2	3179	LÁTKA HOŘLAVÁ, TUHÁ, TOXICKÁ, ANORGANICKÁ, J.N.
	žiravé FC	organické	FC1	2925	LÁTKA HOŘLAVÁ, TUHÁ, ŽÍRAVÁ, ORGANICKÁ, J.N.
		anorganické	FC2	3180	LÁTKA HOŘLAVÁ, TUHÁ, ŽÍRAVÁ, ANORGANICKÁ, J.N.
	Znecitli- věné tuhé výbušné látky	bez vedlejšího nebezpečí	D	3319	NITROGLYCERIN SMĚS, ZNECITLIVĚNÁ, TUHÁ, J.N., s více než 2 hm.%, ale nejvýše 10 hm.% nitroglycerinu
			3344	PENTAERYTHRITETETRANITRÁT (PENTAERYTHRITOL-TETRANITRÁT, PETN) SMĚS, ZNECITLIVĚNÁ, TUHÁ, J.N., s více než 10 % hm., ale nejvýše 20 % hm. PETN	
			3380	LÁTKA ZNECITLIVĚNÁ, VÝBUŠNÁ, TUHÁ, J.N.	
		toxické	DT	jen v kapitole 3.2 tabulce A uvedené látky jsou připuštěny k přepravě jako látky třídy 4.1	
	nevyžadující řízení teploty	SR1	3221	LÁTKA SAMOVOLNĚ SE ROZKLÁDAJÍCÍ TYP A, KAPALNÁ LÁTKA SAMOVOLNĚ SE ROZKLÁDAJÍCÍ TYP A TUHÁ LÁTKA SAMOVOLNĚ SE ROZKLÁDAJÍCÍ, KAPALNÁ, TYP B	(k přepravě nepřipuštěné viz 2.2.41.2.3)
3222			LÁTKA SAMOVOLNĚ SE ROZKLÁDAJÍCÍ, TUHÁ, TYP B		
3223			LÁTKA SAMOVOLNĚ SE ROZKLÁDAJÍCÍ, KAPALNÁ, TYP C		
3224			LÁTKA SAMOVOLNĚ SE ROZKLÁDAJÍCÍ, TUHÁ, TYP C		
3225			LÁTKA SAMOVOLNĚ SE ROZKLÁDAJÍCÍ, KAPALNÁ, TYP D		
3226			LÁTKA SAMOVOLNĚ SE ROZKLÁDAJÍCÍ TUHÁ, TYP D		
3227			LÁTKA SAMOVOLNĚ SE ROZKLÁDAJÍCÍ KAPALNÁ, TYP E		

Samovolně se rozkládající látky	SR	3228	LÁTKA SAMOVOLNÉ SE ROZKLÁDAJÍCÍ TUHÁ, TYP E
		3229	LÁTKA SAMOVOLNÉ SE ROZKLÁDAJÍCÍ KAPALNÁ, TYP F
		3230	LÁTKA SAMOVOLNÉ SE ROZKLÁDAJÍCÍ TUHÁ, TYP F
vyžadující řízení teploty	SR2		LÁTKA SAMOVOLNÉ SE ROZKLÁDAJÍCÍ, TYP G, KAPALNÁ S ŘÍZENOU TEPLOTOU LÁTKA SAMOVOLNÉ SE ROZKLÁDAJÍCÍ, TYP G, TUHÁ S ŘÍZENOU TEPLOTOU (nepodléhá platným předpisům pro třídu 4.1 viz 2.2.41.1.11)
		3231	LÁTKA SAMOVOLNÉ SE ROZKLÁDAJÍCÍ, KAPALNÁ, TYP B, S ŘÍZENÍM TEPLoty
		3232	LÁTKA SAMOVOLNÉ SE ROZKLÁDAJÍCÍ, TUHÁ, TYP B, S ŘÍZENÍM TEPLoty
		3233	LÁTKA SAMOVOLNÉ SE ROZPADAJÍCÍ KAPALNÁ, TYP C, S ŘÍZENÍM TEPLoty
		3234	LÁTKA SAMOVOLNÉ SE ROZKLÁDAJÍCÍ TUHÁ, TYP C, S ŘÍZENÍM TEPLoty
		3235	LÁTKA SAMOVOLNÉ SE ROZKLÁDAJÍCÍ KAPALNÁ, TYP D, S ŘÍZENÍM TEPLoty
		3236	LÁTKA SAMOVOLNÉ SE ROZKLÁDAJÍCÍ, TUHÁ, TYP D, S ŘÍZENÍM TEPLoty
		3237	LÁTKA SAMOVOLNÉ SE ROZKLÁDAJÍCÍ, KAPALNÁ, TYP E, S ŘÍZENÍM TEPLoty
		3238	LÁTKA SAMOVOLNÉ SE ROZKLÁDAJÍCÍ, TUHÁ, TYP E, S ŘÍZENÍM TEPLoty
		3239	LÁTKA SAMOVOLNÉ SE ROZKLÁDAJÍCÍ, KAPALNÁ, TYP F, S ŘÍZENÍM TEPLoty
		3240	LÁTKA SAMOVOLNÉ SE ROZKLÁDAJÍCÍ, TUHÁ, TYP F, S ŘÍZENÍM TEPLoty
Polymerizující látky PM	nevyžadující řízení teploty PM1	3531	POLYMERIZUJÍCÍ LÁTKA, TUHÁ, STABILIZOVANÁ, J.N.
		3532	POLYMERIZUJÍCÍ LÁTKA, KAPALNÁ, STABILIZOVANÁ, J.N.
	vyžadující řízení teploty PM2	3533	POLYMERIZUJÍCÍ LÁTKA, TUHÁ, S ŘÍZENÍM TEPLoty, J.N
		3534	POLYMERIZUJÍCÍ LÁTKA, KAPALNÁ, S ŘÍZENÍM TEPLoty, J.N.

<sup>a</sup> Kovy a slitiny kovů v práškové nebo jiné hořlavé formě, které jsou samozápalné, jsou látkami třídy 4.2.

<sup>b</sup> Kovy a slitiny kovů v práškové nebo jiné hořlavé formě, které ve styku s vodou vyvíjejí hořlavé plyny, jsou látkami třídy 4.3.

<sup>c</sup> Hydridy kovů, které ve styku s vodou vyvíjejí hořlavé plyny, jsou látkami třídy 4.3. Tetrahydroboritan hlinitý nebo tetrahydroboritan hlinitý v přístrojích je látkou třídy 4.2, UN čísla 2870.



#### 2.2.41.4 Seznam již zařazených samovolně se rozkládajících látek v obalech

Kódy „OP1“ až „OP8“ uvedené ve sloupci „Způsob balení“ se vztahují ke způsobům balení v 4.1.4.1 ADR, pokynu pro balení P520 (viz též 4.1.7.1 ADR). Samovolně se rozkládající látky, které se mají přepravovat, musí odpovídat klasifikaci a řízeným a kritickým teplotám (odvozeným od SADT), jak jsou uvedeny. K látkám, jejichž přeprava v IBC je dovolena, viz 4.1.4.2 ADR, pokyn pro balení IBC520 a k látkám, jejichž přeprava je dovolena v cisternách podle kapitoly 4.2 ADR, viz 4.2.5.2.6 ADR, pokyn pro přemístitelné cisterny T23. Přípravky uvedené v pokynu pro balení IBC520 v 4.1.4.2 ADR a v pokynu pro přemístitelné cisterny T23 v 4.2.5.2.6 ADR smějí být přepravovány též zabalené podle způsobu balení OP8 pokynu pro balení P520 v 4.1.4.1 ADR, s totožnými řízenými a kritickými teplotami, je-li to použitelné.

**POZNÁMKA:** Zařídění uvedené v této tabulce se zakládá na technicky čisté látce (s výjimkou případů, kde je udána koncentrace nižší než 100 %). Pro jiné koncentrace může být látka zařazena rozdílně podle postupů uvedených v části II Příručky zkoušek a kritérií a v 2.2.41.1.17.

SAMOVOLNĚ SE ROZKLÁDÁJÍCÍ LÁTKA	Koncen- trace (%)	Způsob balení	Řízená teplota (°C)	Kritická teplota (°C)	UN číslo	Poz- námky
ACETON-PYROGALLOL KOPOLYMER 2-DIAZO-1-NAFTOL-5-SULFONÁT	100	OP8			3228	
AZODIKARBONAMID PŘÍPRAVEK, TYP B, VYŽADUJÍCÍ ŘÍZENÍ TEPLoty	< 100	OP5			3232	(1) (2)
AZODIKARBONAMID PŘÍPRAVEK TYP C	< 100	OP6			3224	(3)
AZODIKARBONAMID PŘÍPRAVEK TYP C, VYŽADUJÍCÍ ŘÍZENÍ TEPLoty	< 100	OP6			3234	(4)
AZODIKARBONAMID PŘÍPRAVEK TYP D	< 100	OP7			3226	(5)
AZODIKARBONAMID PŘÍPRAVEK TYP D, VYŽADUJÍCÍ ŘÍZENÍ TEPLoty	< 100	OP7			3236	(6)
2,2'-AZODI(2,4-DIMETHYL-4- METHOXYVALERONITRIL)	100	OP7	-5	+5	3236	
2,2'-AZODI(2,4-DIMETHYLVALERONITRIL)	100	OP7	+10	+15	3236	
2,2'-AZODI-(ETHYL-2-METHYLPROPIONÁT)	100	OP7	+20	+25	3235	
1,1-AZODI-(HEXAHYDROBENZONITRIL)	100	OP7			3226	
2,2'-AZODI-(ISOBUTYRONITRIL)	100	OP6	+40	+45	3234	
2,2'-AZODI-(ISOBUTYRONITRIL), jako pasta na vodní bázi	≤ 50	OP6			3224	
2,2'-AZODI(2-METHYLBUTYRONITRIL)	100	OP7	+35	+40	3236	
BENZEN-1.3-DISULFONYLHYDRAZID, jako pasta	52	OP7			3226	
BENZENSULFONYLHYDRAZID	100	OP7			3226	
4-(BENZYL(ETHYL)AMINO)-3- ETHOXYBENZENDIAZONIUM ZINKOCHLORID	100	OP7			3226	
4-(BENZYL(METHYL)AMINO)-3- ETHOXYBENZENDIAZONIUM- ZINKOCHLORID	100	OP7	+40	+45	3236	
3-CHLORO-4(DIETHYLAMINO) BENZENDIAZONIUM ZINKOCHLORID	100	OP7			3226	
2-DIAZO-1-NAFTOL-4-SULFONYLCHLORID	100	OP5			3222	(2)
2-DIAZO-1-NAFTOL-5-SULFONYLCHLORID	100	OP5			3222	(2)
2-DIAZO-1-NAFTOLSULFONYLESTER SMĚS, TYP D	< 100	OP7			3226	(9)
2,5-DIBUTOXY-4-(4-MORFOLINYL)- BENZENDIAZONIUMTETRACHLOROZINEČ- NATAN (2:1)	100	OP8			3228	
2,5-DIETHOXY-4-MORFOLINO BENZEN- DIAZONIUM-ZINKOCHLORID	67-100	OP7	+35	+40	3236	
2,5-DIETHOXY-4-MORFOLINO- BENZENDIAZONIUM ZINKOCHLORID	66	OP7	+40	+45	3236	
2,5-DIETHOXY-4-MORFOLINO BENZEN- DIAZONIUM-TETRAFLUOROBORÁT	100	OP7	+30	+35	3236	

SAMOVLNĚ SE ROZKLÁDAJÍCÍ LÁTKA	Koncen- trace (%)	Způsob balení	Řízená teplota (°C)	Kritická teplota (°C)	UN číslo	Poz- námky
2,5-DIETHOXY-4-(4-MORFOLINY)- BENZEN-DIAZONIUM SULFÁT	100	OP7			3226	
2,5-DIETHOXY-4-(FENYLSULFONYL)- BENZENDIAZONIUM ZINKOCHLORID	67	OP7	+40	+45	3236	
DIETHYLENGLYKOL-BIS-(ALYLKARBONÁT)+DIISOPROPYL PEROXYDIKARBONÁT	≥88+ ≤12	OP8	-10	0	3237	
2,5-DIMETHOXY-4-(4-METHYLFENYLSULFONYL)BENZEN-DIAZONIUM ZINKOCHLORID	79	OP7	+40	+45	3236	
4-(DIMETHYLAMINO)- BENZEN DIAZONIUM TRICHLOROZINEČNATAN(-1)	100	OP8			3228	
4-DIMETHYLAMINO-6-(2-DIMETHYLAMINOETHOXY)TOLUEN-2-DIAZONIUM ZINKOCHLORID	100	OP7	+40	+45	3236	
N,N'-DINITROSO-N,N'-DIMETHYL-TEREFTALAMID, jako pasta	72	OP6			3224	
N,N'-DINITROSOPENTAMETHYLEN-TETRAMIN	82	OP6			3224	(7)
DIFENYLOXID-4,4'-DISULFONYLHYDRAZID	100	OP7			3226	
4-DIPROPYLAMINO BENZEN-DIAZONIUM ZINKOCHLORID	100	OP7			3226	
2-(N,N-ETOXYKARBONYL-FENYLAMINO)-3-METHOXY-4-(N-METHYL-N-CYKLOHEXYLAMINO)-BENZENDIAZONIUM ZINKOCHLORID	63-92	OP7	+40	+45	3236	
2-(N,N-ETHOXYKARBONYL-FENYLAMINO)-3-METOXY-4-(N-METHYL-N-CYKLOHEXYLAMINO) BENZENDIAZONIUM ZINKOCHLORID	62	OP7	+35	+40	3236	
N-FORMYL-2-(NITROMETHYLEN)-1,3-PERHYDROTHIAZIN	100	OP7	+45	+50	3236	
2-(2-HYDROXYETHOXY)-1-(PYROLIDIN-1-YL)- BENZEN-4-DIAZONIUM ZINKOCHLORID	100	OP7	+45	+50	3236	
3-(2-HYDROXYETHOXY)-4-(PYROLIDIN-1-YL)- BENZENDIAZONIUM-ZINKOCHLORID	100	OP7	+40	+45	3236	
KYSELINA THIOFOSFOREČNÁ, O-[(KYANO FENYLMETHYLEN)AZANYL] O,O-DIETHYLESTER	82-91 (Z isomer)	OP8			3227	(10)
2-(N,N-METHYLAMINOETHYL-KARBONYL)-4-(3,4-DIMETHYLFENYL SULFONYL) BENZENDIAZONIUM HYDROGEN SULFÁT	96	OP7	+45	+50	3236	
4-METHYLBENZENSULFONYL HYDRAZID	100	OP7			3226	
3-METHYL-4-(PYROLIDIN-1-YL)- BENZENDIAZONIUM-TETRAFLUOROBORÁT	95	OP6	+45	+50	3234	
4-NITROSOFENOL	100	OP7	+35	+40	3236	
LÁTKA SAMOVLNĚ SE ROZKLÁDAJÍCÍ, KAPALNÁ, VZOREK		OP2			3223	(8)
LÁTKA SAMOVLNĚ SE ROZKLÁDAJÍCÍ, KAPALNÁ, VZOREK VYŽADUJÍCÍ ŘÍZENÍ TEPLoty		OP2			3233	(8)
LÁTKA SAMOVLNĚ SE ROZKLÁDAJÍCÍ, TUHÁ, VZOREK		OP2			3224	(8)
LÁTKA SAMOVLNĚ SE ROZKLÁDAJÍCÍ, TUHÁ, VZOREK VYŽADUJÍCÍ ŘÍZENÍ TEPLoty		OP2			3234	(8)
2-DIAZO-1-NAFTOL-4-SULFONÁT SODNÝ	100	OP7			3226	
2-DIAZO-1-NAFTOL-5-SULFONÁT SODNÝ	100	OP7			3226	
TETRAMINOPALADIUM-(II)-NITRÁT	100	OP6	+30	+35	3234	

**POZNÁMKY:**

- (1) Azoformamid-přípravky, které splňují kritéria Příručky zkoušek a kritérií, odstavce 20.4.2 (b). Řízená a kritická teplota musí být stanoveny postupem uvedeným v 7.1.7.3.1 až 7.1.7.3.6.
- (2) Vyžaduje se bezpečnostní značka označující vedlejší nebezpečí "VÝBUŠNÝ" podle vzoru č. 1 (viz 5.2.2.2.2).
- (3) Azoformamid-přípravky, které splňují kritéria Příručky zkoušek a kritérií, odstavce 20.4.2 (c).
- (4) Azoformamid-přípravky, které splňují kritéria Příručky zkoušek a kritérií, odstavce 20.4.2 (c). Řízená a kritická teplota musí být stanoveny postupem uvedeným v 7.1.7.3.1 až 7.1.7.3.6.
- (5) Azoformamid-přípravky, které splňují kritéria Příručky zkoušek a kritérií, odstavce 20.4.2 (d).
- (6) Azoformamid-přípravky, které splňují kritéria Příručky zkoušek a kritérií, odstavce 20.4.2 (d). Řízená a kritická teplota musí být stanoveny postupem uvedeným v 7.1.7.3.1 až 7.1.7.3.6.
- (7) Se snášenlivým ředidlem s bodem varu nejméně 150°C.
- (8) Viz 2.2.41.1.15.
- (9) Tato položka platí pro směsi esterů kyseliny 2-diazo-1-naftol-4-sulfonové a kyseliny 2-diazo-1-naftol-5-sulfonové, které splňují kritéria *Příručky zkoušek a kritérií*, odstavce 20.4.2(d).
- (10) Tato položka se vztahuje na technickou směs v n-butanolu se specifickým koncentračním limitem pro (Z)isomer.

**2.2.42 Třída 4.2 Samozápalné látky****2.2.42.1 Kritéria**

2.2.42.1.1 Název třídy 4.2 zahrnuje:

- pyroforní látky, což jsou látky včetně směsí a roztoků (kapalné nebo tuhé), které při styku se vzduchem již v malých množstvích vzplanou do 5 minut. Toto jsou látky třídy 4.2, které jsou nejvíce náchylné k samovznícení; a
- látky a předměty schopné samoohřevu, což jsou látky a předměty včetně směsí a roztoků, které jsou ve styku se vzduchem bez přívodu energie schopné se zahřívat. Tyto látky mohou vzplanout jen ve velkých množstvích (kilogramech) a po dlouhé době (hodiny nebo dny).

2.2.42.1.2 Látky a předměty třídy 4.2 se dělí následovně:

S Samozápalné látky bez vedlejšího nebezpečí:

S1	organické, kapalné
S2	organické, tuhé
S3	anorganické, kapalné
S4	anorganické, tuhé
S5	organokovové
S6	předměty

SW Samozápalné látky, které ve styku s vodou vyvíjejí hořlavé plyny

SO Samozápalné látky, podporující hoření

ST Samozápalné látky, toxické

ST1	organické, toxické, kapalné
ST2	organické, toxické, tuhé
ST3	anorganické, toxické, kapalné
ST4	anorganické, toxické, tuhé

SC Samozápalné látky, žíravé

SC1	organické, žíravé, kapalné
SC2	organické, žíravé, tuhé
SC3	anorganické, žíravé, kapalné
SC4	anorganické, žíravé, tuhé.

*Vlastnosti*

2.2.42.1.3 Samozahřívání látky je proces, při němž postupná reakce této látky s kyslíkem (ve vzduchu) vytváří teplo. Jestliže množství vytvořeného tepla překročí množství tepelných ztrát, potom bude teplota látky narůstat, což může vést po latentní periodě k samovznícení a hoření.

*Klasifikace*

2.2.42.1.4 Látky a předměty zařazené do třídy 4.2 jsou uvedeny v tabulce A kapitoly 3.2. Přiřazení látek a předmětů, které nejsou v tabulce A kapitoly 3.2 jmenovitě uvedeny, pod příslušnou specifickou J.N. položku pododdílu 2.2.42.3, podle ustanovení kapitoly 2.1, může být provedeno na základě zkušeností nebo na základě výsledků zkušebních postupů podle Příručky zkoušek a kritérií, části III, oddílu 33.3. Přiřazení k všeobecným J.N. položkám třídy 4.2 se musí provést na základě výsledků zkušebních postupů podle Příručky zkoušek a kritérií, části III, oddílu 33.3; přitom se musí přihlídnout také ke zkušenostem, jestliže vedou k přísnějšímu zařazení.

2.2.42.1.5 Jestliže se jmenovitě neuvedené látky nebo předměty na základě zkušebních postupů podle Příručky zkoušek a kritérií, části III, oddílu 33.3 přiřazují k jedné z položek uvedených v pododdíle 2.2.42.3, platí následující kritéria:

- (a) samozápalné (pyroforní) tuhé látky se přiřadí ke třídě 4.2, jestliže vzplanou při pádu z výšky 1 m nebo do 5 minut poté; nebo
- (b) samozápalné (pyroforní) kapalné látky se přiřadí ke třídě 4.2, jestliže

- (i) nanesené na inertní nosný materiál vzplanou do 5 minut, nebo
  - (ii) v případě negativního výsledku zkoušky podle (i), po nanesení na vroubkovaný suchý filtrační papír (Whatman-filtr č. 3), tento do 5 minut zapálí nebo zuhelnatí;
- (c) látky, u nichž dojde u krychlového vzorku o straně 10 cm při zkušební teplotě 140 °C do 24 hodin k samovznícení nebo stoupnutí teploty nad 200 °C, se přiřadí ke třídě 4.2. Toto kritérium se zakládá na samozápalné teplotě dřevěného uhlí, která činí 50 °C pro krychlový vzorek 27 m<sup>3</sup>. Látky s vyšší samozápalnou teplotou než 50 °C pro objem 27 m<sup>3</sup> se ke třídě 4.2 nepřijímají.

**POZNÁMKA 1:** Látky, které budou přepravovány v kusech o objemu nepřesahujícím 3 m<sup>3</sup>, nespádají do třídy 4.2, pokud při zkoušce provedené na krychlovém vzorku o straně 10 cm při teplotě 120 °C nedojde do 24 hodin k samovznícení nebo ke stoupnutí teploty nad 180 °C.

**POZNÁMKA 2:** Látky, které budou přepravovány v kusech o objemu nepřesahujícím 450 l, nespádají do třídy 4.2, pokud při zkoušce provedené na krychlovém vzorku o straně 10 cm při teplotě 100 °C nedojde do 24 hodin k samovznícení nebo ke stoupnutí teploty nad 160 °C.

**POZNÁMKA 3:** Jelikož organokovové látky mohou být v závislosti na svých vlastnostech zařazeny do třídy 4.2 nebo 4.3 s dodatečnými vedlejšími nebezpečími, je pro tyto látky uveden v oddílu 2.3.5 zvláštní klasifikační postupový diagram.

- 2.2.42.1.6 Spadají-li látky třídy 4.2 vlivem příměsí do jiných kategorií nebezpečnosti než těch, do kterých patří látky jmenovitě uvedené látky v tabulce A kapitoly 3.2, přiřadí se tyto směsi k položkám, ke kterým na základě svého skutečného nebezpečí patří.

**POZNÁMKA:** K zařazování roztoků a směsí (jako jsou přípravky a odpady) viz též 2.1.3.

- 2.2.42.1.7 Na základě zkušebních postupů podle Příručky zkoušek a kritérií, části III, oddílu 33.3 a kritérií uvedených v 2.2.42.1.5 se může také zjistit, zda je jmenovitě uvedená látka takové povahy, že nepodléhá předpisům pro tuto třídu.

*Přiřazení k obalovým skupinám*

- 2.2.42.1.8 Látky a předměty zařazené pod různé položky tabulky A kapitoly 3.2 musí být přiřazeny k obalovým skupinám I, II nebo III na základě zkušebních postupů Příručky zkoušek a kritérií, části III, oddílu 33.3 podle těchto kritérií:

- (a) samozápalné (pyroforní) látky se přiřadí k obalové skupině I;
- (b) látky a předměty schopné samoohřevu, u nichž dojde u krychlového vzorku o straně 2,5 cm při zkušební teplotě 140 °C do 24 hodin k samovznícení nebo ke stoupnutí teploty nad 200 °C, se přiřadí k obalové skupině II;  
látky s teplotou samovznícení vyšší než 50 °C pro objem 450 l se nemusí přiřadit k obalové skupině II;
- (c) látky méně schopné samoohřevu, u nichž u krychlového vzorku o straně 2,5 cm nedojde za podmínek uvedených pod písmenem b) k jmenovaným jevům, ale u krychlového vzorku o straně 10 cm při zkušební teplotě 140 °C dojde do 24 hodin k samovznícení nebo ke stoupnutí teploty nad 200 °C, se přiřadí k obalové skupině III.

## 2.2.42.2 Látky nepřipustěné k přepravě

Následující látky nejsou připuštěny k přepravě:

- UN 3255 terc- BUTYLHYPOCHLORID; a
- tuhé látky schopné samoohřevu, podporující hoření, přiřazené k UN číslu 3127, ledaže by odpovídaly ustanovením pro třídu 1 (viz 2.1.3.7).

**2.2.42.3 Seznam hromadných položek**

Samozápalné látky						
bez vedlejšího nebezpečí	organické	kapalné	S1	2845 LÁTKA PYROFORNÍ, KAPALNÁ, ORGANICKÁ, J.N. 3183 LÁTKA SCHOPNÁ SAMOOHŘEVU, KAPALNÁ, ORGANICKÁ, J.N.		
			tuhé	S2	1373 VLÁKNA nebo TKANINY, ŽIVOČIŠNÉHO, ROSTLINÉHO NEBO SYNTETICKÉHO PŮVODU, J.N. impregnované olejem 2006 PLASTY NA BÁZI NITROCELULÓZY, SCHOPNÉ SAMOOHŘEVU, J.N. 3313 PIGMENTY SCHOPNÉ SAMOOHŘEVU, ORGANICKÉ 2846 LÁTKA PYROFORNÍ, TUHÁ, ORGANICKÁ, J.N. 3088 LÁTKA SCHOPNÁ SAMOOHŘEVU, TUHÁ, ORGANICKÁ, J.N.	
		anorganické	kapalné	S3	3194 LÁTKA PYROFORNÍ, KAPALNÁ, ANORGANICKÁ, J.N. 3186 LÁTKA SCHOPNÁ SAMOOHŘEVU, KAPALNÁ, ANORGANICKÁ, J.N.	
				tuhé	S4	1383 KOV PYROFORNÍ, J.N. nebo. 1383 SLITINA PYROFORNÍ, J.N. 1378 KATALYZÁTOR KOVOVÝ, VLNĚNÝ, s viditelným přebytkem kapaliny 2881 KATALYZÁTOR KOVOVÝ, SUCHÝ 3189 PRÁŠEK KOVOVÝ, SCHOPNÝ SAMOOHŘEVU, J.N. <sup>a</sup> 3205 ALKOHOLÁTY KOVU ALKALICKÝCH ZEMIN, J.N. 3200 LÁTKA PYROFORNÍ, TUHÁ, ANORGANICKÁ, J.N. 3190 LÁTKA SCHOPNÁ SAMOOHŘEVU, TUHÁ, ANORGANICKÁ, J.N.
	organokovové		S5	3392 SLOUČENINA ORGANOKOVOVÁ, KAPALNÁ, PYROFORNÍ, J.N. 3391 SLOUČENINA ORGANOKOVOVÁ, TUHÁ, PYROFORNÍ, J.N. 3400 SLOUČENINA ORGANOKOVOVÁ, TUHÁ, SCHOPNÁ SAMOOHŘEVU, J.N.		
			předměty	S6	3542 PŘEDMĚTY OBSAHUJÍCÍ SAMOZÁPALNOU LÁTKU, J.N.	
	reagující s vodou				SW	3394 SLOUČENINA ORGANOKOVOVÁ, KAPALNÁ, PYROFORNÍ, REAGUJÍCÍ S VODOU, J.N. 3393 SLOUČENINA ORGANOKOVOVÁ, TUHÁ, PYROFORNÍ, REAGUJÍCÍ S VODOU, J.N.
					SO	3127 LÁTKA SCHOPNÁ SAMOOHŘEVU, TUHÁ, PODPORUJÍCÍ HOŘENÍ, J.N. (nepřipuštna k přepravě, viz pododdíl 2.2.42.2)
		organické	kapalné	ST1	3184 LÁTKA SCHOPNÁ SAMOOHŘEVU, KAPALNÁ, TOXICKÁ, ORGANICKÁ, J.N.	

toxické	anorganické	tuhé	ST2	3128	LÁTKA SCHOPNÁ SAMOOHŘEVU, TUHÁ, TOXICKÁ, ORGANICKÁ, J.N.
		kapalné	ST3	3187	LÁTKA SCHOPNÁ SAMOOHŘEVU, KAPALNÁ, TOXICKÁ, ANORGANICKÁ, J.N.
žiravé SC	anorganické	tuhé	ST4	3191	LÁTKA SCHOPNÁ SAMOOHŘEVU, TUHÁ, TOXICKÁ, ANORGANICKÁ, J.N.
		kapalné	SC1	3185	LÁTKA SCHOPNÁ SAMOOHŘEVU, KAPALNÁ, ŽÍRAVÁ, ORGANICKÁ, J.N.
	organické	tuhé	SC2	3126	LÁTKA SCHOPNÁ SAMOOHŘEVU, TUHÁ, ŽÍRAVÁ, ORGANICKÁ, J.N.
		kapalné	SC3	3188	LÁTKA SCHOPNÁ SAMOOHŘEVU, KAPALNÁ, ŽÍRAVÁ, ANORGANICKÁ, J.N.
		tuhé	SC4	3206 3192	ALKOHOLÁTY ALKALICKÝCH KOVU, SCHOPNÉ SAMOOHŘEVU, ŽÍRAVÉ, J.N. LÁTKA SCHOPNÁ SAMOOHŘEVU, TUHÁ, ŽÍRAVÁ, ANORGANICKÁ, J.N.

**POZNÁMKA:**

<sup>a</sup> *Kovový prach a prášek, které nejsou toxické a nejsou v samozápalné formě, avšak ve styku s vodou vyvíjejí hořlavé plyny, jsou látkami třídy 4.3.*

**2.2.43 Třída 4.3 Látky, které ve styku s vodou vyvíjejí hořlavé plyny****2.2.43.1 Kritéria**

2.2.43.1.1 Název třídy 4.3 zahrnuje látky, které při reakci s vodou vyvíjejí hořlavé plyny, náchylné k vytváření výbušných směsí se vzduchem, jakož i předměty, které takové látky obsahují.

2.2.43.1.2 Látky a předměty třídy 4.3 se dělí následovně:

W Látky, které ve styku s vodou vyvíjejí hořlavé plyny, bez vedlejšího nebezpečí, jakož i předměty, které takové látky obsahují:

W1 kapalně  
W2 tuhé  
W3 předměty

WF1 Látky, které ve styku s vodou vyvíjejí hořlavé plyny, kapalně, hořlavé

WF2 Látky, které ve styku s vodou vyvíjejí hořlavé plyny, tuhé, hořlavé

WS Látky, které ve styku s vodou vyvíjejí hořlavé plyny, tuhé, schopné samoohřevu

WO Látky, které ve styku s vodou vyvíjejí hořlavé plyny, tuhé, podporující hoření

WT Látky, které ve styku s vodou vyvíjejí hořlavé plyny, toxické:

WT1 kapalně  
WT2 tuhé

WC Látky, které ve styku s vodou vyvíjejí hořlavé plyny, žíravé:

WC1 kapalně  
WC2 tuhé

WFC Látky, které ve styku s vodou vyvíjejí hořlavé plyny, hořlavé, žíravé.

*Vlastnosti*

2.2.43.1.3 Určité látky mohou ve styku s vodou vyvíjet hořlavé plyny, které mohou se vzduchem vytvářet výbušné směsi. Takové směsi se snadno zapálí všemi obvyklými zapalovacími zdroji, např. otevřeným ohněm, jiskrami pocházejícími z nářadí, nechráněnou lampou nebo žárovkou atd. Přitom vytvořená tlaková vlna a plameny mohou ohrozit lidi a životní prostředí. Ke zjištění, zda látka reaguje s vodou takovým způsobem, že se vytváří nebezpečné množství plynů, které mohou být hořlavé, se použije zkušební postup popsáný v 2.2.43.1.4. Tento zkušební postup nesmí být použit u pyroforních látek.

*Klasifikace*

2.2.43.1.4 Látky a předměty zařazené do třídy 4.3 jsou uvedeny v tabulce A kapitoly 3.2. Přiřazení látek a předmětů, které nejsou tabulce A kapitoly 3.2 jmenovitě uvedeny, k příslušné položce pododdílu 2.2.43.3, podle ustanovení kapitoly 2.1, se provede na základě výsledků zkušebního postupu podle Příručky zkoušek a kritérií, části III, oddílu 33.4; přitom musí být zohledněny i zkušenosti, pokud vedou k přísnějšímu zařazení.

2.2.43.1.5 Jestliže se jmenovitě neuvedené látky přiřazují na základě zkušebního postupu podle Příručky zkoušek a kritérií, části III, oddílu 33.4 k jedné z položek uvedených v pododdíle 2.2.43.3, platí následující kritéria:

Látka se přiřadí ke třídě 4.3, pokud:

- (a) se během některé fáze zkoušky uvolněný plyn sám vznítí; nebo
- (b) je rychlost uvolňování hořlavého plynu větší než 1 litr na kilogram zkoušené látky za hodinu.



**POZNÁMKA:** Jelikož organokovové látky mohou být v závislosti na svých vlastnostech zařazeny do třídy 4.2 nebo 4.3 s dodatečnými vedlejšími nebezpečími, je pro tyto látky uveden v oddílu 2.3.5 zvláštní klasifikační postupový diagram.

- 2.2.43.1.6 Pokud látky třídy 4.3 spadají vlivem příměsí do jiných kategorií nebezpečnosti než těch, do kterých patří látky jmenovitě uvedené v tabulce A kapitoly 3.2, je třeba tyto směsi přiřadit k položkám, ke kterým patří na základě svého skutečného nebezpečí.

**POZNÁMKA:** K zařazování roztoků a směsí (jako jsou přípravky a odpady) viz také 2.1.3.

- 2.2.43.1.7 Na základě zkušebních postupů podle Příručky zkoušek a kritérií, části III, oddílu 33.4 a kritérií uvedených v 2.2.43.1.5 se může také zjistit, zda je jmenovitě uvedená látka takové povahy, že nepodléhá předpisům pro tuto třídu.

*Přiřazení k obalovým skupinám*

- 2.2.43.1.8 Látky a předměty zařazené pod různé položky tabulky A kapitoly 3.2 musí být přiřazeny k obalovým skupinám I, II nebo III na základě zkušebních postupů Příručky zkoušek a kritérií, části III, oddílu 33.4 podle těchto kritérií:

- (a) K obalové skupině I se přiřadí každá látka, která při teplotě okolí prudce reaguje s vodou, přičemž vyvinutý plyn se může sám vznítit, nebo jestliže při teplotě okolí snadno reaguje s vodou, přičemž množství vyvinutého hořlavého plynu je větší nebo se rovná 10 litrům na kg látky za 1 minutu.
- (b) K obalové skupině II se přiřadí každá látka, která při teplotě okolí snadno reaguje s vodou, přičemž nejvyšší množství vyvinutého hořlavého plynu je větší nebo se rovná 20 litrům na kg látky za hodinu, a nesplňuje kritéria pro obalovou skupinu I.
- (c) K obalové skupině III se přiřadí každá látka, která při teplotě okolí pomalu reaguje s vodou, přičemž nejvyšší množství vyvinutého hořlavého plynu je větší nebo se rovná 1 litru na kg látky za hodinu, a nesplňuje kritéria pro obalovou skupinu I nebo II.

#### **2.2.43.2 Látky nepřipuštěné k přepravě**

Tuhé látky reagující s vodou, podporující hoření, přiřazené k UN číslu 3133 nejsou připuštěny k přepravě, ledaže by odpovídaly ustanovením pro třídu 1 (viz také 2.1.3.7).

**2.2.43.3 Seznam hromadných položek**

Látky, které ve styku s vodou vyvíjejí  
hořlavé plyny

bez vedlejšího nebezpečí	kapalné	W1	1389	AMALGAM ALKALICKÝCH KOVŮ, KAPALNÝ
			1391	DISPERSE ALKALICKÝCH KOVŮ nebo
			1391	DISPERSE KOVŮ ALKALICKÝCH ZEMIN
			1392	AMALGAM KOVŮ ALKALICKÝCH ZEMIN, KAPALNÝ
W	tuhé	W2 <sup>a</sup>	1420	SLITINY DRASLÍKU, KOVOVÉ, KAPALNÉ
			1421	SLITINA ALKALICKÝCH KOVŮ, KAPALNÁ, J.N.
			1422	SLITINY DRASLÍKU A SODÍKU, KAPALNÉ
			3398	SLOUČENINA ORGANOKOVOVÁ, KAPALNÁ, REAGUJÍCÍ S VODOU, J.N.
W	předměty	W3	3148	LÁTKA REAGUJÍCÍ S VODOU, KAPALNÁ, J.N.
			1390	AMIDY ALKALICKÝCH KOVŮ
			3401	AMALGAM ALKALICKÝCH KOVŮ, TUHÝ
			3402	AMALGAM KOVŮ ALKALICKÝCH ZEMIN, TUHÝ
kapalné, hořlavé	WF1		3170	PRODUKTY VEDLEJŠÍ Z VÝROBY HLINÍKU nebo
			3170	PRODUKTY VEDLEJŠÍ Z TAVENÍ HLINÍKU
			3403	SLITINY DRASLÍKU, KOVOVÉ, TUHÉ
			3404	SLITINY DRASLÍKU A SODÍKU, TUHÉ
tuhé, hořlavé	WF2		1393	SLITINA KOVŮ ALKALICKÝCH ZEMIN, J.N.
			1409	HYDRIDY KOVŮ REAGUJÍCÍ S VODOU, J.N.
			3208	LÁTKA KOVOVÁ, REAGUJÍCÍ S VODOU, J.N.
			3395	SLOUČENINA ORGANOKOVOVÁ, TUHÁ, REAGUJÍCÍ S VODOU, J.N.
kapalné, hořlavé	WF1		2813	LÁTKA REAGUJÍCÍ S VODOU, TUHÁ, J.N.
			3292	AKUMULÁTORY SODÍKOVÉ nebo
			3292	ČLÁNKY AKUMULÁTORU SODÍKOVÉ
			3543	PŘEDMĚTY OBSAHUJÍCÍ LÁTKU, KTERÁ VE STYKU S VODOU VYVÍJÍ HOŘLAVÉ PLYNY, J.N.
tuhé, hořlavé	WF2		3482	DISPERSE ALKALICKÝCH KOVŮ, HOŘLAVÁ nebo
			3482	DISPERSE KOVŮ ALKALICKÝCH ZEMIN, HOŘLAVÁ
			3399	SLOUČENINA ORGANOKOVOVÁ, KAPALNÁ, REAGUJÍCÍ S VODOU, HOŘLAVÁ, J.N.
			3396	SLOUČENINA ORGANOKOVOVÁ, TUHÁ, REAGUJÍCÍ S VODOU, HOŘLAVÁ, J.N.
kapalné, hořlavé	WF1		3132	LÁTKA HOŘLAVÁ, TUHÁ, REAGUJÍCÍ S VODOU, J.N.

tuhé, schopné samoohřevu	WS <sup>b</sup>	3397	SLOUČENINA ORGANOKOVOVÁ, TUHÁ, REAGUJÍCÍ S VODOU, SCHOPNÁ SAMOOHŘEVU, J.N.
		3209	LÁTKA KOVOVÁ, REAGUJÍCÍ S VODOU, SCHOPNÁ SAMOOHŘEVU, J.N.
		3135	LÁTKA REAGUJÍCÍ S VODOU, TUHÁ, SCHOPNÁ SAMOOHŘEVU, J.N.
podporující hoření	WO	3133	LÁTKA REAGUJÍCÍ S VODOU, TUHÁ, PODPORUJÍCÍ HOŘENÍ, J.N. (nepřipuštěna k přepravě viz pododdíl 2.2.43.2)
toxické WT	kapalné	WT1	3130 LÁTKA REAGUJÍCÍ S VODOU, KAPALNÁ, TOXICKÁ, J.N.
	tuhé	WT2	3134 LÁTKA REAGUJÍCÍ S VODOU, TUHÁ, TOXICKÁ, J.N.
žiravé WC	kapalné	WC1	3129 LÁTKA REAGUJÍCÍ S VODOU, KAPALNÁ, ŽÍRAVÁ, J.N.
	tuhé	WC2	3131 LÁTKA REAGUJÍCÍ S VODOU, TUHÁ, ŽÍRAVÁ, J.N.
hořlavé, žiravé	WFC <sup>c</sup>	2988	CHLORSILANY, REAGUJÍCÍ S VODOU, HOŘLAVÉ, ŽÍRAVÉ, J.N. (není k dispozici žádná další hromadná položka s tímto klasifikačním kódem; pokud je potřebné přiřazení k hromadnému pojmenování s klasifikačním kódem, určí se podle tabulky převažujících nebezpečí v pododdíle 2.1.3.10)

<sup>a</sup> Kovy a slitiny kovů, které ve styku s vodou nevyvíjejí hořlavé plyny a nejsou pyroforní nebo schopné samoohřevu, ale jsou lehce hořlavé, jsou látkami třídy 4.1. Kovy alkalických zemin a slitiny kovů alkalických zemin v pyroforní formě jsou látkami třídy 4.2. Kovový prach a prášek v pyroforní formě jsou látkami třídy 4.2. Sloučeniny fosforu s těžkými kovy, jako železem, mědí atd., nepodléhají ustanovením ADN.

<sup>b</sup> Kovy a slitiny kovů v pyroforní formě jsou látkami třídy 4.2.

<sup>c</sup> Chlorsilany s bodem vzplanutí pod 23 °C, které ve styku s vodou nevyvíjejí hořlavé plyny, jsou látkami třídy 3. Chlorsilany s bodem vzplanutí 23 °C nebo vyšším, které ve styku s vodou nevyvíjejí hořlavé plyny, jsou látkami třídy 8.

**2.2.51 Třída 5.1 Látky podporující hoření****2.2.51.1 Kritéria**

2.2.51.1.1 Název třídy 5.1 zahrnuje látky, které ač samy nejsou nezbytně hořlavé, mohou všeobecně uvolňováním kyslíku vyvolat nebo podporovat hoření jiných látek, jakož i předměty, které takové látky obsahují.

2.2.51.1.2 Látky třídy 5.1, jakož i předměty, které takové látky obsahují, se dělí následovně:

O Látky podporující hoření bez vedlejšího nebezpečí nebo předměty, které takové látky obsahují:

O1 kapalně  
O2 tuhé  
O3 předměty

OF Látky podporující hoření, tuhé, hořlavé

OS Látky podporující hoření, tuhé, schopné samoohřevu

OW Látky podporující hoření, tuhé, které ve styku s vodou vyvíjejí hořlavé plyny

OT Látky podporující hoření, toxické

OT1 kapalně  
OT2 tuhé

OC Látky podporující hoření, žíravé

OC1 kapalně  
OC2 tuhé

OTC Látky podporující hoření, toxické, žíravé.

2.2.51.1.3 Látky a předměty zařazené do třídy 5.1 jsou uvedeny v tabulce A kapitoly 3.2. Látky a předměty, které nejsou jmenovitě uvedeny v této tabulce, mohou být přiřazeny k příslušné položce pododdílu 2.2.51.3 podle ustanovení kapitoly 2.1 na základě zkoušek, postupů a kritérií uvedených v 2.2.51.1.6 až 2.2.51.1.10 a podle Příručky zkoušek a kritérií, části III, oddílu 34.4 nebo pro hnojiva obsahující tuhý dusičnan amonný, oddílu 39, s výhradou omezení v 2.2.51.2.2, třináctá a čtrnáctá odrážka. Pokud se výsledky zkoušek liší od získaných zkušeností, musí se dát přednost získaným zkušenostem před výsledky zkoušek.

2.2.51.1.4 Spadají-li látky třídy 5.1 vlivem příměsí do jiných kategorií nebezpečnosti než těch, do kterých patří látky jmenovitě uvedené v tabulce A kapitoly 3.2, přiřadí se tyto směsi nebo roztoky k položkám, ke kterým patří na základě svého skutečného nebezpečí.

**POZNÁMKA:** K zařazování roztoků a směsí (jako jsou přípravky a odpady), viz také oddíl 2.1.3.

2.2.51.1.5 Na základě zkušebních postupů podle Příručky zkoušek a kritérií, části III, oddílu 34.4 nebo pro hnojiva obsahující tuhý dusičnan amonný, oddílu 39 a kritérií uvedených v 2.2.51.1.6 až 2.2.51.1.10 se může také zjistit, zda je látka jmenovitě uvedená v tabulce A kapitoly 3.2 takové povahy, že nepodléhá předpisům pro tuto třídu.

**Tuhé látky podporující hoření****Klasifikace**

2.2.51.1.6 Jestliže se tuhé látky podporující hoření, které nejsou jmenovitě uvedeny v tabulce A kapitoly 3.2, přiřazují k jedné z položek uvedených v 2.2.51.3 na základě zkušebního postupu podle Příručky zkoušek a kritérií, části III, pododdílu 34.4.1 (zkouška O.1), nebo alternativně pododdílu 34.4.3 (zkouška O.3), platí následující kritéria:

(a) Při zkoušce O.1 je nutno tuhoun látku přiřadit ke třídě 5.1, jestliže zkoušený vzorek ve směsi s celulórou v hmotnostním poměru 4:1 nebo 1:1 vzplane nebo hoří, nebo vykazuje stejnou

- nebo kratší průměrnou dobu hoření, než je průměrná doba hoření směsi bromičnanu draselného s celulózą v hmotnostním poměru 3:7; nebo
- (b) Při zkoušce O.3 je nutno tuhou látku přiřadit ke třídě 5.1, jestliže zkoušený vzorek ve směsi s celulózą v hmotnostním poměru 4:1 nebo 1:1 vykazuje stejnou nebo větší průměrnou rychlost hoření, než je průměrná rychlost hoření směsi peroxidu vápníku s celulózą v hmotnostním poměru 1:2.

2.2.51.1.7 Odchylkou musí být hnojiva obsahující tuhý dusičnan amonný klasifikována postupem uvedeným v Příručce zkoušek a kritérií, části III, oddílu 39.

*Přiřazení k obalovým skupinám*

2.2.51.1.8 Tuhé látky podporující hoření zařazené pod různé položky v tabulce A kapitoly 3.2 musí být přiřazeny k obalovým skupinám I, II nebo III na základě zkušebních postupů Příručky zkoušek a kritérií, části III, pododdílu 34.4.1 (zkouška O.1) nebo pododdílu 34.4.3 (zkouška O.3) podle následujících kritérií:

- (a) Zkouška O.1:
- (i) Obalová skupina I: každá látka, která ve směsi s celulózą v hmotnostním poměru 4:1 nebo 1:1 vykazuje kratší průměrnou dobu hoření, než je průměrná doba hoření směsi bromičnanu draselného s celulózą v hmotnostním poměru 3:2;
  - (ii) Obalová skupina II: každá látka, která ve směsi s celulózą v hmotnostním poměru 4:1 nebo 1:1 vykazuje stejnou nebo kratší průměrnou dobu hoření, než je průměrná doba hoření směsi bromičnanu draselného s celulózą v hmotnostním poměru 2:3 a kritéria pro obalovou skupinu I nejsou splněna;
  - (iii) Obalová skupina III: každá látka, která ve směsi s celulózą v hmotnostním poměru 4:1 nebo 1:1 vykazuje stejnou nebo kratší průměrnou dobu hoření, než je průměrná doba hoření směsi bromičnanu draselného s celulózą v hmotnostním poměru 3:7 a kritéria pro obalové skupiny I a II nejsou splněna;
- (b) Zkouška O.3:
- (i) Obalová skupina I: každá látka, která ve směsi s celulózą v hmotnostním poměru 4:1 nebo 1:1 vykazuje větší průměrnou rychlost hoření, než je průměrná rychlost hoření směsi peroxidu vápníku s celulózą v hmotnostním poměru 3:1;
  - (ii) Obalová skupina II: každá látka, která ve směsi s celulózą v hmotnostním poměru 4:1 nebo 1:1 vykazuje stejnou nebo větší průměrnou rychlost hoření, než je průměrná rychlost hoření směsi peroxidu vápníku s celulózą v hmotnostním poměru 1:1 a kritéria pro obalovou skupinu I nejsou splněna;
  - (iii) Obalová skupina III: každá látka, která ve směsi s celulózą v hmotnostním poměru 4:1 nebo 1:1 vykazuje stejnou nebo větší průměrnou rychlost hoření, než je průměrná rychlost hoření směsi peroxidu vápníku s celulózą v hmotnostním poměru 1:2 a kritéria pro obalové skupiny I a II nejsou splněna.

**Kapalné látky podporující hoření**

*Klasifikace*

2.2.51.1.9 Jestliže se kapalné látky podporující hoření, které nejsou jmenovitě uvedeny v tabulce A kapitoly 3.2, přiřazují k jedné z položek pododdílu 2.2.51.3 na základě zkušebního postupu podle Příručky zkoušek a kritérií, části III, pododdílu 34.4.2, platí následující kritéria:

Kapalnou látku je nutno přiřadit ke třídě 5.1, jestliže ve směsi s celulózą v hmotnostním poměru 1:1 vykazuje nárůst tlaku nejméně 2070 kPa (přetlak) a vykazuje stejnou nebo kratší průměrnou dobu zvyšování tlaku než směs 65 % vodného roztoku kyseliny dusičné s celulózą v hmotnostním poměru 1:1.

*Přiřazení k obalovým skupinám*

2.2.51.1.10 Kapalné látky podporující hoření zařazené pod různé položky tabulky A kapitoly 3.2 musí být přiřazeny k obalovým skupinám I, II nebo III na základě zkušebních postupů Příručky zkoušek a kritérií, části III, pododdílu 34.4.2 podle těchto kritérií:

- (a) Obalová skupina I : každá látka, která ve směsi s celulózą v hmotnostním poměru 1:1 se sama vznítí, nebo vykazuje kratší průměrnou dobu zvýšení tlaku než směs 50% kyseliny chloristé s celulózą v hmotnostním poměru 1:1;

- (b) Obalová skupina II : každá látka, která ve směsi s celulózą v hmotnostním poměru 1:1 vykazuje stejnou nebo kratší průměrnou dobu zvyšování tlaku než směs 40% vodného roztoku chlorečnanu sodného s celulózą v hmotnostním poměru 1:1, a kritéria pro obalovou skupinu I nejsou splněna;
- (c) Obalová skupina III: každá látka, která ve směsi s celulózą v hmotnostním poměru 1:1 vykazuje stejnou nebo kratší průměrnou dobu zvyšování tlaku než směs 65% vodného roztoku kyseliny dusičné s celulózą v hmotnostním poměru 1:1, a kritéria pro obalové skupiny I a II nejsou splněna.

### 2.2.51.2 **Látky nepřípuštěné k přepravě**

2.2.51.2.1 Chemicky nestálé látky třídy 5.1 jsou k přepravě připuštěny jen tehdy, jestliže byla provedena potřebná opatření k zabránění jejich nebezpečnému rozkladu nebo polymeraci během přepravy. Za tímto účelem musí být dbáno zvláště na to, aby nádoby a cisterny neobsahovaly žádné látky, které by mohly tyto reakce podporovat.

2.2.51.2.2 Následující látky a směsi nejsou připuštěny k přepravě:

- tuhé látky podporující hoření, schopné samoohřevu, přiřazené k UN číslu 3100, tuhé látky podporující hoření, reagující s vodou, přiřazené k UN číslu 3121 a tuhé látky podporující hoření, hořlavé, přiřazené k UN číslu 3137, ledaže by odpovídaly předpisům pro třídu 1 (viz také 2.1.3.7);
- peroxid vodíku, nestabilizovaný nebo peroxid vodíku, vodné roztoky, nestabilizované, s více než 60 % peroxidu vodíku;
- tetranitromethan, nezbavený hořlavých nečistot;
- roztoky kyseliny chloristé s více než 72 % (hmot.) kyseliny nebo směsi kyseliny chloristé s jakoukoli kapalinou, kromě vody;
- roztoky kyseliny chlorečné s více než 10 % kyseliny chlorečné nebo směsi kyseliny chlorečné s jakoukoli kapalinou, kromě vody;
- halogenované sloučeniny fluoru, jiné než UN 1745 FLUORID BROMIČNÝ, UN 1746 FLUORID BROMITÝ a UN 2495 FLUORID JODIČNÝ třídy 5.1, jakož i UN 1749 FLUORID CHLORITÝ a UN 2548 FLUORID CHLOREČNÝ třídy 2;
- chlorečnan amonný a jeho vodné roztoky a směsi chlorečnanu s amonnou solí;
- chloritan amonný a jeho vodné roztoky a směsi chloritanu s amonnou solí;
- směsi chlornanu s amonnou solí;
- bromičnan amonný a jeho vodné roztoky a směsi bromičnanu s amonnou solí;
- manganistan amonný a jeho vodné roztoky a směsi manganistanu s amonnou solí;
- dusičnan amonný s více než 0,2 % hořlavých látek (včetně všech organických látek počítaných jako uhlík), ledaže je složkou látek nebo předmětů třídy 1;
- hnojiva obsahující dusičnan amonný se složením, které vede k výstupům 4, 6, 8, 15, 31 nebo 33 postupového diagramu odstavce 39.5.1 Příručky zkoušek a kritérií, části III, oddílu 39, pokud nebyla přiřazena k vhodnému UN číslu třídy 1;
- hnojiva obsahující dusičnan amonný se složením, které vede k výstupům 20, 23 nebo 39 postupového diagramu odstavce 39.5.1 Příručky zkoušek a kritérií, části III, oddílu 39, pokud nebyla přiřazena k vhodnému UN číslu třídy 1, nebo za podmínky, že byla prokázána jejich vhodnost pro přepravu a toto bylo schváleno příslušným orgánem, do třídy 5.1, s výjimkou UN 2067;

**POZNÁMKA:** Pod pojmem „příslušný orgán“ se rozumí příslušný orgán země původu. Není-li země původu smluvní stranou ADR, musí být klasifikace a podmínky přepravy uznány příslušným orgánem první smluvní strany ADR, do kterého zásilka dorazila.

- dusitan amonný a jeho vodné roztoky a směsi anorganického dusitanu s amonnou solí;
- směsi dusičnanu draselného, dusitanu sodného a amonné soli.

## 2.2.51.3 Seznam hromadných položek

Látky podporující hoření a předměty obsahující takové látky			
bez vedlejšího nebezpečí O	kapalné	O1	3210 CHLOREČNANY ANORGANICKÉ, VODNÝ ROZTOK, J.N.
			3211 CHLORISTANY, ANORGANICKÉ, VODNÝ ROZTOK, J.N.
			3213 BROMIČNANY, ANORGANICKÉ, VODNÝ ROZTOK, J.N.
			3214 MANGANISTANY, ANORGANICKÉ, VODNÍ ROZTOK, J.N.
			3216 PERSÍRANY, ANORGANICKÉ, VODNÝ ROZTOK, J.N.
			3218 DUSIČNANY, ANORGANICKÉ, VODNÝ ROZTOK, J.N.
			3219 DUSITANY, ANORGANICKÉ, VODNÝ ROZTOK, J.N.
	3139 LÁTKA PODPORUJÍCÍ HOŘENÍ, KAPALNÁ, J.N.		
	tuhé	O2	1450 BROMIČNANY, ANORGANICKÉ, J.N.
			1461 CHLOREČNANY, ANORGANICKÉ, J.N.
1462 CHLORITANY, ANORGANICKÉ, J.N.			
1477 DUSIČNANY, ANORGANICKÉ, J.N.			
1481 CHLORISTANY, ANORGANICKÉ, J.N.			
1482 MANGANISTANY, ANORGANICKÉ, J.N.			
1483 PEROXIDY, ANORGANICKÉ, J.N.			
předměty	O3	2627 DUSITANY, ANORGANICKÉ, J.N.	
		3212 CHLORNANY, ANORGANICKÉ, J.N.	
		3215 PERSÍRANY, ANORGANICKÉ, J.N.	
		1479 LÁTKA PODPORUJÍCÍ HOŘENÍ, TUHÁ, J.N.	
		3356 GENERÁTOR KYSLÍKOVÝ, CHEMICKÝ	
		3544 PŘEDMĚTY OBSAHUJÍCÍ LÁTKU PODPORUJÍCÍ HOŘENÍ, J.N.	
		tuhé, hořlavé	OF
3100 LÁTKA PODPORUJÍCÍ HOŘENÍ, TUHÁ, SCHOPNÁ SAMOOHŘEVU, J.N. (Nepřipustěna k přepravě, viz 2.2.51.2)			
tuhé, reagující s vodou	OW	3121 LÁTKA PODPORUJÍCÍ HOŘENÍ, TUHÁ, REAGUJÍCÍ S VODOU, J.N. (Nepřipustěna k přepravě, viz 2.2.51.2)	
toxické OT	kapalné	OT1	3099 LÁTKA PODPORUJÍCÍ HOŘENÍ, KAPALNÁ, TOXICKÁ, J.N.
	tuhé	OT2	3087 LÁTKA PODPORUJÍCÍ HOŘENÍ, TUHÁ, TOXICKÁ, J.N.
žiravé OC	kapalné	OC1	3098 LÁTKA PODPORUJÍCÍ HOŘENÍ, KAPALNÁ ŽÍRAVÁ, J.N.
	tuhé	OC2	3085 LÁTKA PODPORUJÍCÍ HOŘENÍ, TUHÁ, ŽÍRAVÁ, J.N.
toxické, žiravé		OTC	(není k dispozici žádná hromadná položka s tímto klasifikačním kódem; pokud je potřebné přiřazení k hromadné položce s klasifikačním kódem, určí se podle tabulky převažujících nebezpečí v pododdíle 2.1.3.10)

**2.2.52 Třída 5.2 Organické peroxidy****2.2.52.1 Kritéria**

2.2.52.1.1 Název třídy 5.2 zahrnuje organické peroxidy a přípravky organických peroxidů.

2.2.52.1.2 Látky třídy 5.2 se dělí následovně:

- P1 Organické peroxidy, nevyžadující řízení teploty;  
 P2 Organické peroxidy, vyžadující řízení teploty.

**Definice**

2.2.52.1.3 Organické peroxidy jsou organické látky, které obsahují dvojmocnou skupinu -O-O- a na které může být nahlíženo jako na deriváty peroxidu vodíku, ve kterých je nahrazen jeden nebo oba atomy vodíku organickými radikály.

**Vlastnosti**

2.2.52.1.4 Organické peroxidy se mohou exotermicky rozkládat při normální nebo zvýšené teplotě. Rozklad může být vyvolán působením tepla, třením, nárazem nebo stykem s nečistotami (např. kyselinami, sloučeninami těžkých kovů, aminy). Rychlost rozkladu stoupá s teplotou a závisí na složení organického peroxidu. Při rozkladu se mohou vyvíjet škodlivé nebo hořlavé plyny nebo páry. Pro některé organické peroxidy je povinné řízení teploty během přepravy. Některé organické peroxidy se mohou, zvláště pod uzavřením, rozkládat výbušným způsobem. Tato vlastnost se může změnit přidáním ředidel nebo použitím vhodných obalů. Mnoho organických peroxidů prudce hoří. Oči nesmějí přijít do styku s organickými peroxidy. Některé organické peroxidy mohou již po velmi krátkém styku způsobit vážné poškození rohovky nebo mohou mít žíravé účinky na pokožku.

**POZNÁMKA:** Zkušební postupy k určení hořlavosti organických peroxidů jsou obsaženy v Příručce zkoušek a kritérií, části III, pododdílu 32.4. Jelikož organické peroxidy mohou při zahřátí prudce reagovat, doporučuje se určit jejich bod vzplanutí za použití zkušebních vzorků malých rozměrů, jak je popsáno v normě ISO 3679:1983.

**Klasifikace**

2.2.52.1.5 Každý organický peroxid se pokládá za zařazený do třídy 5.2, ledaže by přípravek organického peroxidu:

- (a) neobsahoval více než 1,0 % aktivního kyslíku pro nejvýše 1,0 % peroxidu vodíku;  
 (b) neobsahoval více než 0,5 % aktivního kyslíku pro více než 1,0 %, nejvýše však 7 % peroxidu vodíku.

**POZNÁMKA:** Obsah aktivního kyslíku (%) v přípravku organického peroxidu se vypočítá ze vzorce:

$$16 \times \sum (n_i \times c_i / m_i)$$

kde:

- $n_i$  = počet peroxyskupin na molekulu organického peroxidu  $i$ ;  
 $c_i$  = koncentrace (% hmotnosti) organického peroxidu  $i$ ;  
 $m_i$  = molekulová hmotnost organického peroxidu  $i$ .

2.2.52.1.6 Organické peroxidy se rozdělují na základě svého stupně nebezpečnosti do sedmi typů. Typy jsou v rozsahu od typu A, který není připuštěn k přepravě v obalu, v němž byl podroben zkoušce, až k typu G, který nepodléhá ustanovením pro třídu 5.2. Klasifikace typů B až F je v přímém vztahu k nejvyššímu dovolenému množství v jednom kusu. Zásady pro zařazování látek, které nejsou uvedeny v pododdíle 2.2.52.4, jsou obsaženy v Příručce zkoušek a kritérií, části II.

2.2.52.1.7 Již zařazené organické peroxidy, které jsou připuštěny k přepravě v obalech jsou uvedeny v pododdílu 2.2.52.4, ty, které jsou již připuštěny k přepravě v IBC, jsou uvedeny v pododdílu 4.1.4.2 ADR, pokynu pro balení IBC520 a ty, které jsou již připuštěny k přepravě v cisternách podle kapitol 4.2 a 4.3 jsou uvedeny v pododdílu 4.2.5.2 ADR, pokynu pro přemístitelné cisterny T23. Každá uvedená připuštěná



látku je přiřazena k druhové položce tabulky A kapitoly 3.2 (UN čísla 3101 až 3120) a udávají se příslušná vedlejší nebezpečí a poznámky obsahující příslušné informace pro přepravu.

Tyto druhové položky udávají:

- typ (B až F) organického peroxidu (viz 2.2.52.1.6);
- fyzikální stav (kapalný/tuhý); a
- řízenou teplotu (pokud se vyžaduje), viz 2.2.52.1.15 a 2.2.52.1.16.

Směsi těchto přípravků mohou být zařazeny shodně s typem organického peroxidu, který je nejnebezpečnějším komponentem směsi, a přepravovány podle podmínek platných pro tento typ. Jestliže však dva stabilní komponenty mohou vytvářet tepelně méně stabilní směs, je třeba určit teplotu samourychlujícího se rozkladu (SADT) směsi, a pokud je to nutné, řízenou teplotu a kritickou teplotu, odvozené od SADT podle 7.1.7.3.6.

2.2.52.1.8 Zařazení organických peroxidů, které nejsou uvedeny v pododdílu 2.2.54.4, pododdílu 4.1.4.2 ADR, pokynu pro balení IBC520 nebo pododdílu 4.2.5.2 ADR, pokynu pro přemístitelné cisterny T23, jakož i jejich přiřazení k hromadné položce musí být provedeno příslušným orgánem země původu. Osvědčení o schválení musí obsahovat klasifikaci a odpovídající přepravní podmínky. Jestliže země původu není smluvní stranou ADN, musí být klasifikace a přepravní podmínky uznány příslušným orgánem prvního státu smluvní strany ADN, který přijde do styku se zásilkou.

2.2.52.1.9 Vzorky organických peroxidů nebo přípravků organických peroxidů, které nejsou uvedeny v pododdíle 2.2.52.4, pro něž není k dispozici úplná sada výsledků zkoušek a které se přepravují za účelem dalších zkoušek nebo vyhodnocení, se přiřadí k jedné z vhodných položek pro organické peroxidy typu C za předpokladu, že:

- z údajů, které jsou k dispozici, vyplývá, že vzorek není nebezpečnější než organický peroxid typu B;
- vzorek je balen podle způsobu balení OP2 pododdílu 4.1.4.1 ADR a množství na nákladní dopravní jednotku není větší než 10 kg;
- z údajů, které jsou k dispozici, vyplývá, že řízená teplota, pokud je, je dostatečně nízká, aby se zabránilo nebezpečnému rozkladu a dostatečně vysoká, aby nedošlo k nebezpečné separaci fází.

#### *Znecitlivění organických peroxidů*

2.2.52.1.10 K zajištění bezpečnosti během přepravy se organické peroxidy často znecitlivují organickými kapalnými nebo tuhými látkami, anorganickými tuhými látkami nebo vodou. Jestliže je předepsán procentuální podíl látky, vztahuje se k podílu hmotnosti, zaokrouhlenému na nejbližší celé číslo. Všeobecně se znecitlivění musí provést tak, aby při úniku nemohlo dojít k nebezpečné koncentraci organického peroxidu.

2.2.52.1.11 Pokud není pro jednotlivý přípravek organického peroxidu stanoveno jinak, platí pro ředidla, která se použijí ke znecitlivění, následující definice:

- Ředidla typu A jsou organické kapaliny, snášenlivé s organickým peroxidem, které mají bod varu nejméně 150 °C. Ředidla typu A se mohou používat pro znecitlivění všech organických peroxidů.
- Ředidla typu B jsou organické kapaliny, snášenlivé s organickým peroxidem, které mají bod varu nižší než 150 °C, nejméně však 60 °C, a bod vzplanutí nejméně 5 °C.

Ředidla typu B se mohou používat pro znecitlivění všech organických peroxidů za podmínky, že bod varu kapaliny je nejméně o 60 °C vyšší než SADT v kusu o hmotnosti 50 kg.

2.2.52.1.12 Ředidla, která nepatří k typu A nebo B, smějí být přidána k přípravkům organických peroxidů uvedených v pododdíle 2.2.52.4, pokud jsou s nimi snášenlivá. Avšak úplné nebo částečné nahrazení ředidla typu A nebo B jiným ředidlem s rozdílnými vlastnostmi vyžaduje nové přehodnocení přípravku organického peroxidu podle normálního klasifikačního postupu pro třídu 5.2.

2.2.52.1.13 Voda smí být přidávána ke znecitlivění jen těch organických peroxidů, u kterých je v pododdíle 2.2.52.4 nebo v povolení příslušného orgánu podle 2.2.52.1.8 uveden dovětek „s vodou“ nebo jako „jako stabilní disperze ve vodě“. Vzorky organických peroxidů nebo přípravků organických peroxidů, které nejsou uvedeny v pododdíle 2.2.52.4, smějí být rovněž znecitlivěny vodou za podmínky, že jsou splněny požadavky 2.2.52.1.9.

- 2.2.52.1.14 Organické a anorganické tuhé látky smějí být použity ke znečtivění organických peroxidů, pokud se s nimi snášejí. Kapalně a tuhé látky se považují za snášitelné, pokud nepříznivě nepůsobí ani na tepelnou stabilitu, ani na druh nebezpečí přípravku organického peroxidu.

*Ustanovení o řízení teploty*

- 2.2.52.1.15 Tyto organické peroxidy musí být přepravovány při řízené teplotě:

- organické peroxidy typů B a C se SADT  $\leq 50$  °C;
- organické peroxidy typu D se SADT  $\leq 50$  °C, vykazující střední účinek při zahřívání v uzavřeném prostoru, nebo se SADT  $\leq 45$  °C, vykazující při zahřívání v uzavřeném prostoru malý nebo žádný účinek; a
- organické peroxidy typů E a F se SADT  $\leq 45$  °C.

**POZNÁMKA:** Předpisy pro stanovení účinků při zahřívání v uzavřeném prostoru jsou uvedeny v Příručce zkoušek a kritérií, části II, oddílu 20 a testem série E v oddílu 25.

Viz 7.1.7.

- 2.2.52.1.16 Řízené a kritické teploty jsou uvedeny v pododdílu 2.2.52.4. Skutečná teplota během přepravy smí být nižší než řízená teplota, avšak musí být stanovena tak, aby nedošlo k nebezpečnému oddělování (separaci) fází.

**2.2.52.2 Látka nepřipuštěná k přepravě**

Organické peroxidy typu A není podle ustanovení třídy 5.2 dovoleno přepravovat [viz Příručku zkoušek a kritérií, část II, odstavec 20.4.3 (a)].

## 2.2.52.3 Seznam hromadných položek

<b>Organické peroxidy</b>			
<b>nevyžadující řízení</b>		3101	PEROXID ORGANICKÝ TYP A, KAPALNÝ (není připuštěn k přepravě, viz 2.2.52.2)
		3102	PEROXID ORGANICKÝ TYP A, TUHÝ (není připuštěn k přepravě, viz 2.2.52.2)
		3103	PEROXID ORGANICKÝ TYP B, KAPALNÝ
		3104	PEROXID ORGANICKÝ TYP B, TUHÝ
		3105	PEROXID ORGANICKÝ TYP C, KAPALNÝ
		3106	PEROXID ORGANICKÝ TYP C, TUHÝ
		3107	PEROXID ORGANICKÝ TYP D, KAPALNÝ
		3108	PEROXID ORGANICKÝ TYP D, TUHÝ
		3109	PEROXID ORGANICKÝ TYP E, KAPALNÝ
		3110	PEROXID ORGANICKÝ TYP E, TUHÝ
<b>vyžadující řízení</b>	<b>P1</b>		PEROXID ORGANICKÝ TYP F, KAPALNÝ (nepodléhá předpisům třídy 5.2, viz 2.2.52.1.6)
			PEROXID ORGANICKÝ TYP F, TUHÝ (nepodléhá předpisům třídy 5.2, viz 2.2.52.1.6)
		3545	PŘEDMĚTY OBSAHUJÍCÍ ORGANICKÝ PEROXID, J.N.
		3111	PEROXID ORGANICKÝ TYP G, KAPALNÝ, S ŘÍZENÍM TEPLoty
		3112	PEROXID ORGANICKÝ TYP G, TUHÝ, S ŘÍZENÍM TEPLoty
		3113	PEROXID ORGANICKÝ TYP H, KAPALNÝ, S ŘÍZENÍM TEPLoty
		3114	PEROXID ORGANICKÝ TYP H, TUHÝ, S ŘÍZENÍM TEPLoty
		3115	PEROXID ORGANICKÝ TYP I, KAPALNÝ, S ŘÍZENÍM TEPLoty
		3116	PEROXID ORGANICKÝ TYP I, TUHÝ, S ŘÍZENÍM TEPLoty
		3117	PEROXID ORGANICKÝ TYP J, KAPALNÝ, S ŘÍZENÍM TEPLoty
<b>vyžadující řízení</b>	<b>P2</b>	3118	PEROXID ORGANICKÝ TYP J, TUHÝ, S ŘÍZENÍM TEPLoty
		3119	PEROXID ORGANICKÝ TYP K, KAPALNÝ, S ŘÍZENÍM TEPLoty
		3120	PEROXID ORGANICKÝ TYP K, TUHÝ, S ŘÍZENÍM TEPLoty
		3545	PŘEDMĚTY OBSAHUJÍCÍ ORGANICKÝ PEROXID, J.N.

## 2.2.52.4 Seznam již zařazených organických peroxidů v obalech

Kódy „OP1“ až „OP8“ uvedené ve sloupci „Způsob balení“ se vztahují ke způsobům balení v pododdílu 4.1.4.1 ADR, pokynu pro balení P520 (viz též 4.1.7.1 ADR). Organické peroxidy, které se mají přepravovat, musí odpovídat klasifikaci a řízením a kritickým teplotám (odvozeným od SADT), jak jsou uvedeny. K látkám připuštěným v IBC viz 4.1.4.2 ADR, pokyn pro balení IBC520 a k látkám připuštěným v cisternách podle kapitol 4.2 a 4.3 ADR viz 4.2.5.2.6 ADR, pokyn pro přemístitelné cisterny T23. Přípravky uvedené v pokynu pro balení IBC520 v 4.1.4.2 ADR a v pokynu pro přemístitelné cisterny T23 v 4.2.5.2.6 ADR smějí být přepravovány též zabalené podle způsobu balení OP8 pokynu pro balení P520 v 4.1.4.1 ADR, s totožnými řízenými a kritickými teplotami, je-li to použitelné.



ORGANICKÝ PEROXID	Koncentrace (%)	Redidlo Typ A (%)	Redidlo Typ B (%) <sup>1)</sup>	Inertní tuhá látko (%)	Voda (%)	Způsob balení	Rízená teplota (°C)	Kritická teplota (°C)	UN-číslo druhov <sup>é</sup> položky	Vedlejší nebezpečí a poznámky
"	> 52 - 77	≥ 23				OP7			3105	
"	≤ 52			≥ 48		OP7			3106	
tert-BUTYLPEROXYBUTYLUMARÁT	≤ 52	≥ 48				OP7			3105	
tert-BUTYLPEROXYKROTONÁT	≤ 77	≥ 23				OP7			3105	
tert-BUTYLPEROXYDIETHYLACETÁT	≤ 100					OP5	+20	+25	3113	
tert-BUTYLPEROXY-2-ETHYLHEXANOÁT	> 52 – 100					OP6	+20	+25	3113	
"	> 32 - 52	≥ 48				OP8	+30	+35	3117	
"	≤ 52			≥ 48		OP8	+20	+25	3118	
"	≤ 32	≥ 68				OP8	+40	+45	3119	
tert-BUTYLPEROXY-2-ETHYLHEXANOÁT + 2,2-DI-(tert-BUTYLPEROXY)-BUTAN	≤ 12 + ≤ 14	≥ 14		≥ 60		OP7			3106	
"	≤ 31 + ≤ 36		≥ 33			OP7	+35	+40	3115	
tert-BUTYLPEROXY-2- ETHYLHEXYLKARBONÁT	≤ 100					OP7			3105	
tert-BUTYLPEROXYISOBUTYRÁT	> 52 - 77		≥ 23			OP5	+15	+20	3111	3)
"	≤ 52		≥ 48			OP7	+15	+20	3115	
tert-BUTYLPEROXYISOPROPYLKARBONÁT	≤ 77	≥ 23				OP5			3103	
1-(2-tert-BUTYLPEROXYISOPROPYL)-3- ISOPROPENYLBENZEN	≤ 77	≥ 23				OP7			3105	
"	≤ 42			≥ 58		OP8			3108	
tert-BUTYLPEROXY-2-METHYLBENZOÁT	≤ 100					OP5			3103	
tert-BUTYLPEROXYNEODEKANOÁT	> 77 - 100					OP7	-5	+5	3115	
"	≤ 77		≥ 23			OP7	0	+10	3115	
"	≤ 52 jako stabilní disperze ve vodě					OP8	0	+10	3119	
"	≤ 42 jako stabilní disperze ve vodě					OP8	0	+10	3118	
"	disperze ve vodě (zmražené)					OP8	0	+10	3118	
"	≤ 32	≥ 68				OP8	0	+10	3119	
tert-BUTYLPEROXYNEOHEPTANOÁT	≤ 77	≥ 23				OP7	0	+10	3115	
"	≤ 42 jako stabilní disperze ve vodě					OP8	0	+10	3117	
tert-BUTYL PEROXYPIVALÁT	> 67 - 77	≥ 23				OP5	0	+10	3113	
"	> 27 - 67		≥ 33			OP7	0	+10	3115	
"	≤ 27		≥ 73			OP8	+30	+35	3119	

ORGANICKÝ PEROXID	Koncentrace (%)	Ředidlo Typ A (%)	Ředidlo Typ B (%) <sup>1)</sup>	Inertní tuhá látko (%)	Voda (%)	Způsob balení	Řízená teplota (°C)	Kritická teplota (°C)	UN-číslo druhov <sup>2</sup> položky	Vedlejší nebezpečí a poznámky
terc-BUTYLPEROXYSTEARYL-KARBONÁT	≤ 100					OP7			3106	
terc-BUTYLPEROXY-3,5,5- TRIMETHYLHEXANOÁT	>37 – 100					OP7			3105	
"	≤ 42			≥ 58		OP7			3106	
"	≤ 37		≥ 63			OP8			3109	
3-CHLORPEROXYBENZOOVÁ KYSELINA	> 57 – 86			≥ 14		OP1			3102	3)
"	≤ 57			≥ 3	≥ 40	OP7			3106	
"	≤ 77			≥ 6	≥ 17	OP7			3106	
KUMYLHYDROPEROXID	> 90 – 98	≤ 10				OP8			3107	13)
"	≤ 90	≥ 10				OP8			3109	13) 18)
KUMYLPEROXYNEODEKANOÁT	≤ 87	≥ 13				OP7	-10	0	3115	
"	≤ 77		≥ 23			OP7	-10	0	3115	
"	≤ 52 jako stabilní disperze ve vodě					OP8	-10	0	3119	
KUMYLPEROXYNEOHEPTANOÁT	≤ 77	≥ 23				OP7	-10	0	3115	
KUMYLPEROXYPIVALÁT	≤ 77		≥ 23			OP7	-5	+5	3115	
CYKLOHEXANONPEROXID(Y)	≤ 91				≥ 9	OP6			3104	13)
"	≤ 72	≥ 28				OP7			3105	5)
"	≤ 72 jako pasta					OP7			3106	5) 20)
"	≤ 32			≥ 68					Vyhrazeno 29)	
[(3R-(3R,5aS,6S,8aS,9R,10R,12S,12aR**))- DEKAHYDRO- 10-METHOXY-3,6,9-TRIMETHYL- 3,12-EPOXY-12H-PYRANO[4,3-]- 1,2-BENZODIOXEPIN	≤ 100					OP7			3106	
DIACETONALKOHOLPEROXIDY	≤ 57									
DIACETYLPEROXID	≤ 27		≥ 26		≥ 8	OP7	+40	+45	3115	6)
DI-terc-AMYLPEROXID	≤ 100		≥ 73			OP7	+20	+25	3115	7) 13)
2,2-DI-(terc-AMYLPEROXY)-BUTAN	≤ 57	> 43				OP8			3107	
1,1-DI-(terc-AMYLPEROXY)-CYKLOHEXAN	≤ 82	≥ 18				OP7			3105	
DIBENZOYLPEROXID	> 52 – 100			≤ 48		OP6			3103	
"	> 77 – 94				≥ 6	OP2			3102	3)
"	≤ 77			≥ 28	≥ 23	OP4			3102	3)
"	≤ 62				≥ 10	OP6			3104	
						OP7			3106	

ORGANICKÝ PEROXID	Koncentrace (%)	Ředidlo Typ A (%)	Ředidlo Typ B (%) <sup>1)</sup>	Inertní tuhá látko (%)	Voda (%)	Způsob balení	Řízená teplota (°C)	Kritická teplota (°C)	UN-číslo druhov položky	Vedlejší nebezpečí a poznámky
"	> 52 – 62 jako pasta					OP7			3106	20)
"	> 35 – 52			≥ 48		OP7			3106	
"	> 36 – 42	≥ 18			≤ 40	OP8			3107	
"	≤ 56.5 jako pasta				≥ 15	OP8			3108	
"	≤ 52 jako pasta					OP8			3108	20)
"	≤ 42 jako stabilní disperze ve vodě					OP8			3109	
"	≤ 35			≥ 65						
DI-(4-terc-BUTYL CYKLOHEXYL) PEROXYDIKARBONÁT	≤ 100					OP6	+30	+35	Vyhrazeno 3114	29)
"	≤ 42 jako stabilní disperze ve vodě					OP8	+30	+35	3119	
"	≤ 42 jako pasta					OP7	+35	+40	3116	
DI-terc-BUTYL PEROXID	> 52 – 100					OP8			3107	
"	≤ 52		≥ 48			OP8			3109	25)
DI-terc-BUTYLPEROXYAZELÁT	≤ 52	≥ 48				OP7			3105	
2,2-DI-(terc-BUTYLPEROXY)-BUTAN	≤ 52	≥ 48				OP6			3103	
1,1-DI-(terc-BUTYLPEROXY)-CYKLOHEXAN	> 80 - 100					OP5			3101	3)
"	≤ 72		≥ 28			OP5			3103	30)
"	> 52 - 80	≥ 20				OP5			3103	
"	> 42 - 52	≥ 48				OP7			3105	
"	≤ 42	≥ 13		≥ 45		OP7			3106	
"	≤ 42	≥ 58				OP8			3109	
"	≤ 27	≥ 25				OP8			3107	21)
"	≤ 13	≥ 13	≥ 74			OP8			3109	
1,1-DI-(terc-BUTYLPEROXY)-CYKLOHEXAN + terc-BUTYLPEROXY-2-ETHYLHEXANOAT	≤ 43 + ≤ 16	≥ 41				OP7			3105	
DI-n-BUTYLPEROXYKARBONÁT	> 27 - 52		≥ 48			OP7	-15	-5	3115	
"	≤ 27		≥ 73			OP8	-10	0	3117	
"	≤ 42 jako stabilní disperze ve vodě (zmražené)					OP8	-15	-5	3118	
DI-sec-BUTYLPEROXYKARBONÁT	> 52 - 100					OP4	-20	-10	3113	
"	≤ 52		≥ 48			OP7	-15	-5	3115	

ORGANICKÝ PEROXID	Koncentrace (%)	Ředidlo Typ A (%)	Ředidlo Typ B (%) <sup>1)</sup>	Inertní tuhá látka (%)	Voda (%)	Způsob balení	Řízená teplota (°C)	Kritická teplota (°C)	UN-číslo druhov položky	Vedlejší nebezpečí a poznámky
1,6-DI-(terc-BUTYLPEROXY-KARBONYLOXY)- HEXAN	≤ 72	≥ 28				OP5			3103	
DI-(terc-BUTYLPEROXYISOPROPYL)- BENZEN(Y)	> 42 - 100			≤ 57		OP7			3106	
"	≤ 42			≥ 58					Vyhrazeno	29)
DI-(terc-BUTYLPEROXY)-FTALÁT	> 42 - 52	≥ 48				OP7			3105	
"	≤ 52 jako pasta					OP7			3106	20)
"	≤ 42	≥ 58				OP8			3107	
2,2-DI-(terc-BUTYLPEROXY)-PROPAN	≤ 52	≥ 48				OP7			3105	
"	≤ 42	≥ 13		≥ 45		OP7			3106	
1,1-DI-(terc-BUTYLPEROXY)-3,3,5- TRIMETHYLCYKLOHEXAN	> 90 - 100					OP5			3101	3)
"	≤ 90		≥ 10			OP5			3103	30)
"	> 57 - 90	≥ 10				OP5			3103	
"	≤ 77		≥ 23			OP5			3103	
"	≤ 57			≥ 43		OP8			3110	
"	≤ 57	≥ 43				OP8			3107	
"	≤ 32	≥ 26	≥ 42			OP8			3107	
DICETYLPEROXYDIKARBONÁT	≤ 100					OP8	+30	+35	3120	
"	≤ 42 jako stabilní disperze ve vodě					OP8	+30	+35	3119	
DI-(4-CHLORBENZOYL)-PEROXID	≤ 77				≥ 23	OP5			3102	3)
"	≤ 52 jako pasta					OP7			3106	20)
"	≤ 32			≥ 68					Vyhrazeno	29)
DIKUMYLPEROXID	> 52 - 100					OP8			3110	12)
"	≤ 52			≥ 48					Vyhrazeno	29)
DICYKLOHEXYLPEROXYDIKARBONÁT	> 91 - 100					OP3	+10	+15	3112	3)
"	≤ 91				≥ 9	OP5	+5	+10	3114	
"	≤ 42 jako stabilní disperze ve vodě					OP8	+15	+20	3119	
DIDEKANOLPEROXID	≤ 100					OP6	+30	+35	3114	
2,2-DI-(4,4-DI-(terc-BUTYLPEROXY) - CYKLOHEXYL)-PROPAN	≤ 42			≥ 58		OP7			3106	
"	≤ 22		≥ 78			OP8			3107	



ORGANICKÝ PEROXID	Koncentrace (%)	Ředidlo Typ A (%)	Ředidlo Typ B (%) <sup>1)</sup>	Inertní tuhá látko (%)	Voda (%)	Způsob balení	Řízená teplota (°C)	Kritická teplota (°C)	UN-číslo druhov položky	Vedlejší nebezpečí a poznámky
DI-2,4-DICHLORBENZOYLPEROXID	≤ 77 ≤ 52 jako pasta				≥ 23	OP5 OP8	+20	+25	3102 3118	3)
"	≤ 52 jako pasta se silikonovým olejem					OP7			3106	
DI-(2-ETHOXYETHYL) PEROXYDIKARBONÁT	≤ 52	≥ 45	≥ 48			OP7	-10	0	3115	
1-(2-ETHYLHEXANOYLPEROXY)-1,3-DIMETHYLBUTYL PEROXYPIVALÁT	≤ 52		≥ 10			OP7	-20	-10	3115	
DI-(2-ETHYLHEXYL) PEROXYDIKARBONÁT	> 77 – 100					OP5	-20	-10	3113	
"	≤ 77		≥ 23			OP7	-15	-5	3115	
"	≤ 62 jako stabilní disperze ve vodě					OP8	-15	-5	3119	
"	≤ 52 jako stabilní disperze ve vodě					OP8	-15	-5	3120	
2,2-DIHYDROPEROXYPROPAN	≤ 27			≥ 73		OP5			3102	3)
DI-(1-HYDROXYCYKLOHEXYL) PEROXID	≤ 100					OP7			3106	
DIISOBUTYRYL PEROXID	> 32 – 52		≥ 48			OP5	-20	-10	3111	3)
"	≤ 32		≥ 68			OP7	-20	-10	3115	
"	≤ 42 jako stabilní disperze ve vodě					OP8	-20	-10	3119	
DI-ISOPROPYL BENZEN-DIHYDROPEROXID	≤ 82	≥ 5			≥ 5	OP7			3106	24)
DIISOPROPYL PEROXYDIKARBONÁT	> 52-100					OP2	-15	-5	3112	3)
"	≤ 52		≥ 48			OP7	-20	-10	3115	
"	≤ 32	≥ 68				OP7	-15	-5	3115	
DILAULOYL PEROXID	≤ 100					OP7			3106	
"	≤ 42 jako stabilní disperze ve vodě					OP8			3109	
DI-(3-METOXYBUTYL) PEROXYKARBONÁT	≤ 52		≥ 48			OP7	-5	+5	3115	
DI-(2-METHYLBENZOYL) PEROXID	≤ 87				≥ 13	OP5	+30	+35	3112	3)
DI-(3-METHYLBENZOYL) PEROXID + BENZOYL (3-METHYLBENZOYL) PEROXID + DIBENZOYL PEROXID	≤ 20 + ≤ 18 + ≤ 4		≥ 58			OP7	+35	+40	3115	

ORGANICKÝ PEROXID	Koncentrace (%)	Ředidlo Typ A (%)	Ředidlo Typ B (%) <sup>1)</sup>	Inertní tuhá látko (%)	Voda (%)	Způsob balení	Řízená teplota (°C)	Kritická teplota (°C)	UN-číslo druhov položky	Vedlejší nebezpečí a poznámky
DI-(4-METHYLBENZOYL) PEROXID	≤ 52 jako pasta se silikonovým olejem					OP7			3106	
2,5-DIMETHYL-2,5-DI- (BENZOYL)PEROXY)HEXAN	> 82-100					OP5			3102	3)
"	≤ 82			≥ 18		OP7			3106	
"	≤ 82				≥ 18	OP5			3104	
2,5-DIMETHYL-2,5-DI- (terc-BUTYL)PEROXY)HEXAN	> 90 – 100					OP5			3103	
"	≤ 47 jako pasta					OP8			3108	
"	≤ 52	≥ 48				OP8			3109	
"	> 52 – 90	≥ 10				OP7			3105	
"	≤ 77			≥ 23		OP8			3108	
2,5-DIMETHYL-2,5-DI- (terc-BUTYL)PEROXY)HEX-3-IN	> 86-100					OP5			3101	3)
"	>52-86	≥ 14				OP5			3103	26)
"	≤ 52			≥ 48		OP7			3106	
2,5-DIMETHYL-2,5-DI- (2-ETHYLHEXANOYL)PEROXY)HEXAN	≤ 100					OP5	+20	+25	3113	
2,5-DIMETHYL-2,5-DIHYDROPEROXY)HEXAN	≤ 82				≥ 18	OP6			3104	
2,5-DIMETHYL-2,5-DI-(3,5,5- TRIMETHYLHEXANOYL)PEROXY)HEXAN	≤ 77	≥ 23				OP7			3105	
1,1-DIMETHYL-3-HYDROXYBUTYL PEROXYNEOHEPTANOAT	≤ 52	≥ 48				OP8	0	+10	3117	
DIMYRISTYL PEROXYDIKARBONAT	≤ 100					OP7	+20	+25	3116	
"	≤ 42 jako stabilní disperze ve vodě					OP8	+20	+25	3119	
DI-(2-NEODEKANOYL)PEROXYISOPROPYL) BENZEN	≤ 52	≥ 48				OP7	-10	0	3115	
DI-n-NONANOYL PEROXID	≤ 100					OP7	0	+10	3116	
DI-n-OKTANOYL PEROXID	≤ 100					OP5	+10	+15	3114	
DI-(2-FENOXYETHYL)-PEROXYDIKARBONAT	>85-100					OP5			3102	3)
"	≤ 85				≥ 15	OP7			3106	
DIPROPIONYL PEROXID	≤ 27		≥ 73			OP8	+15	+20	3117	

ORGANICKÝ PEROXID	Koncentrace (%)	Ředidlo Typ A (%)	Ředidlo Typ B (%) <sup>1)</sup>	Inertní tuhá látká (%)	Voda (%)	Způsob balení	Řízená teplota (°C)	Kritická teplota (°C)	UN-číslo druhově položky	Vedlejší nebezpečí a poznámky
DI-n-PROPYL PEROXYDIKARBONÁT	≤ 100					OP3	-25	-15	3113	
"	≤ 77		≥ 23			OP5	-20	-10	3113	
DISUKCINÁT PEROXID	> 72-100					OP4			3102	3) 17)
"	≤ 72				≥ 28	OP7	+10	+15	3116	
DI-(3.5.5-TRIMETHYLHEXANOYL) PEROXID	>38-52	≥ 48				OP8	+10	+15	3119	
"	>52-82	≥ 18				OP7	0	+10	3115	
"	≤ 52 jako stabilní disperze ve vodě					OP8	+10	+15	3119	
"	≤ 38	≥ 62				OP8	+20	+25	3119	
ETHYL 3,3-DI-(terc-AMYL PEROXY) BUTYRÁT	≤ 67	≥ 33				OP7			3105	
ETHYL 3,3-DI-(terc-BUTYL PEROXY) BUTYRÁT	> 77 - 100					OP5			3103	
"	≤ 77	≥ 23				OP7			3105	
"	≤ 52			≥ 48		OP7			3106	
1-FENYLETHYL HYDROPEROXID	≤ 38		≥ 62			OP8			3109	
terc-HEXYL PEROXYNEODEKANOÁT	≤ 71	≥ 29				OP7	0	+10	3115	
terc-HEXYL PEROXYPIVALÁT	≤ 72		≥ 28			OP7	+10	+15	3115	
3-HYDROXY-1,1-DIMETHYLBUTYL PEROXY- NEODEKANOÁT	≤ 77	≥ 23				OP7	-5	+5	3115	
"	≤ 52 jako stabilní disperze ve vodě					OP8	-5	+5	3119	
"	≤ 52	> 48				OP8	-5	+5	3117	
ISOPROPYL sec-BUTYL PEROXYDIKARBONÁT + DI-sec-BUTYL PEROXYDIKARBONÁT + DI-ISOPROPYL PEROXYDIKARBONÁT	≤ 32 + ≤ 15 - 18 ≤ 12 - 15	≥ 38				OP7	-20	-10	3115	
"	≤ 52 + ≤ 28 + ≤ 22					OP5	-20	-10	3111	3)
ISOPROPYLBUTYL HYDROPEROXID	≤ 72	≥ 28				OP8			3109	13)
p-MENTHYL HYDROPEROXID	> 72 - 100					OP7			3105	13)
"	≤ 72	≥ 28				OP8			3109	27)
METHYLCYCLOHEXANON PEROXID(Y)	≤ 67		≥ 33			OP7	+35	+40	3115	
METHYL ETHYL KETON PEROXID(Y)	viz. poznámka 8)	≥ 48				OP5			3101	3) 8) 13)
"	viz. poznámka 9)	≥ 55				OP7			3105	9)
"	viz. poznámka 10)	≥ 60				OP8			3107	10)

ORGANICKÝ PEROXID	Koncentrace (%)	Ředidlo Typ A (%)	Ředidlo Typ B (%) <sup>1)</sup>	Inertní tuhá látko (%)	Voda (%)	Způsob balení	Řízená teplota (°C)	Kritická teplota (°C)	UN-číslo druhov <sup>2</sup> položky	Vedlejší nebezpečí a poznámky
METHYL ISOBUTYL KETON PEROXID (Y)	≤ 62	≥ 19				OP7			3105	22)
METHYL ISOPROPYL KETON PEROXID (Y)	viz poznámka 31)	≥ 70				OP8			3109	31)
ORGANICKÝ PEROXID, KAPALNÝ, VZOREK						OP2			3103	11)
ORGANICKÝ PEROXID, KAPALNÝ, VZOREK VYZÁDUJÍCÍ ŘÍZENÍ TEPLoty						OP2			3113	11)
ORGANICKÝ PEROXID, TUHÝ, VZOREK						OP2			3104	11)
ORGANICKÝ PEROXID, TUHÝ, VZOREK VYZÁDUJÍCÍ ŘÍZENÍ TEPLoty						OP2			3114	11)
3,3,5,7,7-PENTAMETHYL-1,2,4-TRIOXEPAN	≤ 100					OP8			3107	
KYSELINA PEROXYOCTOVÁ, TYP D, STABILIZOVANÁ	≤ 43					OP7			3105	13) 14) 19)
KYSELINA PEROXYOCTOVÁ, TYP E, STABILIZOVANÁ	≤ 43					OP8			3107	13) 15) 19)
KYSELINA PEROXYOCTOVÁ, TYP F, STABILIZOVANÁ	≤ 43					OP8			3109	13) 16) 19)
KYSELINA PEROXYLAUROVÁ	≤ 100					OP8	+35	+40	3118	
PINANYL HYDROPEROXID	> 56 – 100					OP7			3105	13)
	≤ 56	≥ 44				OP8			3109	
POLYETHER POLY-terc-BUTYLPEROXY- KARBONÁT	≤ 52		≥ 48			OP8			3107	
1,1,3,3-TETRAMETHYLBUTYL HYDROPEROXID	≤ 100					OP7			3105	
1,1,3,3-TETRAMETHYLBUTYL PEROXY-2- ETHYLHEXANOÁT	≤ 100					OP7	+15	+20	3115	
1,1,3,3- TETRAMETHYLBUTYL PEROXYNEODEKANOÁT	≤ 72		≥ 28			OP7	-5	+5	3115	
"	≤ 52 jako stabilní disperze ve vodě					OP8	-5	+5	3119	
1,1,3,3-TETRAMETHYLBUTYL PEROXYPIVALÁT	≤ 77	≥ 23				OP7	0	+10	3115	
3,6,9-TRIETHYL-3,6,9-TRIMETHYL -1,4,7 TRIPEROXONAN	≤ 17	≥ 18		≥ 65		OP8			3110	
"	≤ 42	≥ 58				OP7			3105	28)

**Poznámky k pododdílu 2.2.52.4**

- 1) Ředidlo typu B může být vždy nahrazeno ředidlem typu A. Bod varu ředidla typu B musí být nejméně o 60 °C vyšší, než je SADT organického peroxidu.
- 2) Obsah aktivního kyslíku  $\leq 4,7 \%$ .
- 3) Vyžaduje se bezpečnostní značka pro vedlejší nebezpečí "VÝBUŠNÝ" podle vzoru 1 (viz 5.2.2.2.2).
- 4) Ředidlo může být nahrazeno di-terc-butylperoxidem.
- 5) Obsah aktivního kyslíku  $\leq 9 \%$ .
- 6) Nejvýše 9 % peroxidu vodíku; obsah aktivního kyslíku  $\leq 10 \%$ .
- 7) Smí se použít pouze nekovových obalů.
- 8) Obsah aktivního kyslíku  $> 10 \%$  a  $\leq 10,7 \%$ , s vodou nebo bez vody.
- 9) Obsah aktivního kyslíku  $\leq 10 \%$ , s vodou nebo bez vody.
- 10) Obsah aktivního kyslíku  $\leq 8,2 \%$ , s vodou nebo bez vody.
- 11) Viz 2.2.52.1.9.
- 12) Do 2000 kg na nádobu přiřazenou ORGANICKÉMU PEROXIDU TYPU F, na základě výsledků zkoušek ve velkém měřítku.
- 13) Vyžaduje se bezpečnostní značka pro vedlejší nebezpečí "ŽÍRAVÝ" podle vzoru č. 8 (viz 5.2.2.2.2).
- 14) Přípravky kyseliny peroxyoctové, které odpovídají kritériím Příručky zkoušek a kritérií, odstavce 20.4.3 d).
- 15) Přípravky kyseliny peroxyoctové, které odpovídají kritériím Příručky zkoušek a kritérií, odstavce 20.4.3 e).
- 16) Přípravky kyseliny peroxyoctové, které odpovídají kritériím Příručky zkoušek a kritérií, odstavce 20.4.3 f).
- 17) Přidáním vody k tomuto organickému peroxidu se zmenší jeho tepelná stabilita.
- 18) Pro koncentrace pod 80 % se nevyžaduje bezpečnostní značka pro vedlejší nebezpečí "ŽÍRAVÝ" podle vzoru č. 8 (viz 5.2.2.2.2).
- 19) Směsi s peroxidem vodíku, vodou a kyselinou(ami).
- 20) S ředidlem typu A, s vodou nebo bez vody.
- 21) S nejméně 25 % hm. ředidla typu A a k tomu ethylbenzen.
- 22) S nejméně 19 % hm. ředidla typu A a k tomu methylisobutylketon.
- 23) S méně než 6 % di-terc-butylperoxidu.
- 24) Do 8 % 1-isopropylhydroperoxy-4-isopropylhydroxybenzénu.
- 25) Ředidlo typu B s bodem varu vyšším než 110 °C.
- 26) Obsah hydroperoxidů  $< 0,5 \%$ .
- 27) Pro koncentrace nad 56 % se vyžaduje bezpečnostní značka pro vedlejší nebezpečí "ŽÍRAVÝ" podle vzoru č. 8 (viz 5.2.2.2.2).
- 28) Obsah aktivního kyslíku  $\leq 7,6 \%$  v ředidle typu A s bodem varu v rozmezí 200 °C až 260 °C.
- 29) Nepodléhá ustanovením ADN pro třídu 5.2.
- 30) Ředidlo typu B s bodem varu  $> 130 \text{ °C}$ .
- 31) Aktivní kyslík  $\leq 6,7 \%$ .

**2.2.61 Třída 6.1 Toxické látky****2.2.61.1 Kritéria**

2.2.61.1.1 Název třídy 6.1 zahrnuje látky, o nichž je ze zkušenosti známo nebo o nichž lze na základě pokusů se zvířaty usuzovat, že jejich příjmem dýchacími cestami, pokožkou nebo zažívacími orgány při jednorázovém nebo krátkodobém působení v poměrně malém množství může dojít k poškození zdraví nebo ke smrti člověka.

**POZNÁMKA:** *Geneticky změněné mikroorganismy a organismy se musí přiřadit do této třídy, jestliže splňují podmínky pro tuto třídu.*

2.2.61.1.2 Látky třídy 6.1 jsou rozděleny následovně:

- |     |  |
|-----|--|
| T   | Toxické látky bez vedlejšího nebezpečí:  |
|     | <ul style="list-style-type: none"> <li>T1 organické, kapalné</li> <li>T2 organické, tuhé</li> <li>T3 organokovové látky</li> <li>T4 anorganické, kapalné</li> <li>T5 anorganické, tuhé</li> <li>T6 kapalné, používané jako pesticidy</li> <li>T7 tuhé, používané jako pesticidy</li> <li>T8 vzorky</li> <li>T9 jiné toxické látky</li> <li>T10 předměty</li> </ul> |
| TF  | Toxické látky, hořlavé:  |
|     | <ul style="list-style-type: none"> <li>TF1 kapalné</li> <li>TF2 kapalné, používané jako pesticidy</li> <li>TF3 tuhé</li> </ul>   |
| TS  | Toxické látky, schopné samoohřevu, tuhé  |
| TW  | Toxické látky, které ve styku s vodou vyvíjejí hořlavé plyny:  |
|     | <ul style="list-style-type: none"> <li>TW1 kapalné</li> <li>TW2 tuhé</li> </ul>  |
| TO  | Toxické látky, podporující hoření:   |
|     | <ul style="list-style-type: none"> <li>TO1 kapalné</li> <li>TO2 tuhé</li> </ul>  |
| TC  | Toxické látky, žíravé:   |
|     | <ul style="list-style-type: none"> <li>TC1 organické, kapalné</li> <li>TC2 organické, tuhé</li> <li>TC3 anorganické, kapalné</li> <li>TC4 anorganické, tuhé</li> </ul>   |
| TFC | Toxické látky, hořlavé, žíravé   |
| TFW | Toxické látky, hořlavé, které ve styku s vodou vyvíjejí hořlavé plyny.   |

**Definice**

2.2.61.1.3 Pro účely ADN platí:

*LD<sub>50</sub> (střední smrtelná dávka) pro akutní toxicitu při požití* je statisticky odvozená jedna dávka látky, od níž lze očekávat, že způsobí během 14 dnů smrt 50 % mladých dospělých bílých krys, je-li podána orální cestou. Hodnota LD<sub>50</sub> se vyjadřuje jako podíl hmotnosti zkoušené látky ke hmotnosti pokusného zvířete (mg/kg).

**LD<sub>50</sub>-Hodnota pro akutní toxicitu při absorpci pokožkou** je takové množství látky, které při nepřetržitém styku s holou pokožkou bílých králíků po dobu 24 hodin způsobí s největší pravděpodobností v průběhu 14 dnů smrt poloviny počtu skupiny zvířat. Počet zvířat, který je tomuto pokusu podroben, musí být dostatečně velký, aby byl získán výsledek statisticky významný a odpovídal dobrým zvyklostem farmakologie. Výsledek se vyjadřuje v mg na kg tělesné hmotnosti.

**LC<sub>50</sub>-Hodnota pro akutní toxicitu při vdechnutí** je taková koncentrace páry, mlhy nebo prachu, která při nepřetržitém vdechování mladými dospělými, samčími a samičími, bílými krysami po dobu jedné hodiny způsobí s největší pravděpodobností v průběhu 14 dnů smrt poloviny počtu skupiny zvířat. Tuhá látka musí být podrobena zkouškám, jestliže existuje nebezpečí, že nejméně 10 % celkové hmotnosti je složeno z prachu, který může být vdechnut, např. jestliže aerodynamický průměr této frakční částice činí nejvýše 10 μm. Kapalná látka musí být podrobena zkouškám, jestliže existuje nebezpečí, že se při netěsnosti obalu nebo cisterny, použitých pro přepravu, může vytvořit mlha. Jak u tuhých, tak i u kapalných látek se musí více než 90 % hmotnosti vzorku připraveného ke zkoušce sestávat z částic, které lze vdechnout, jak je výše popsáno. Výsledek se vyjadřuje v mg na litr vzduchu u prachu nebo mlhy a v ml na m<sup>3</sup> vzduchu (ppm) u páry.

#### *Klasifikace a přiřazení k obalovým skupinám*

- 2.2.61.1.4 Látky třídy 6.1 musí být přiřazeny na základě svého stupně nebezpečí, které představují při přepravě, k následujícím obalovým skupinám:

Obalová skupina I: velmi toxické látky;  
Obalová skupina II: toxické látky;  
Obalová skupina III: slabě toxické látky.

- 2.2.61.1.5 Látky, směsi, roztoky a předměty zařazené do třídy 6.1 jsou uvedeny v tabulce A kapitoly 3.2. Přiřazení látek, směsí a roztoků, které nejsou v tabulce A kapitoly 3.2 jmenovitě uvedeny, k vhodné položce pododdílu 2.2.61.3 a k příslušné obalové skupině podle ustanovení kapitoly 2.1 musí být provedeno podle následujících kritérií v 2.2.61.1.6 až 2.2.61.1.11.

- 2.2.61.1.6 Při posuzování stupně toxicity se musí vzít v úvahu zkušenosti z případů otrav osob, jakož i zvláštní vlastnosti posuzované látky, jako kapalný stav, vysoká těkavost, zvláštní pravděpodobnost příjmu pokožkou a zvláštní biologické účinky.

- 2.2.61.1.7 Pokud nejsou zkušenosti z pozorování učiněných na člověku, posoudí se stupeň toxicity z vyhodnocených výsledků pokusů na zvířatech podle následující tabulky:

	Obalová skupina	Toxicita při požití LD <sub>50</sub> (mg/kg)	Toxicita při absorpci pokožkou LD <sub>50</sub> (mg/kg)	Toxicita při vdechnutí prachu a mlhy LC <sub>50</sub> (mg/l)
Velmi toxické	I	≤ 5	≤ 50	≤ 0,2
Toxické	II	> 5 a ≤ 50	> 50 a ≤ 200	> 0,2 a ≤ 2
Slabě toxické	III <sup>a</sup>	> 50 a ≤ 300	> 200 a ≤ 1000	> 2 a ≤ 4,0

<sup>a</sup> Slizotvorné látky musí být přiřazeny k obalové skupině II, i když údaje o jejich toxicitě odpovídají kritériím obalové skupiny III.

- 2.2.61.1.7.1 Jestliže látka vykazuje při dvou nebo více různých způsobech příjmu různé hodnoty toxicity, použije se pro klasifikaci nejvyšší hodnota toxicity.

- 2.2.61.1.7.2 Látky, které splňují kritéria třídy 8 a vykazují toxicitu při vdechnutí prachu a mlhy (LC<sub>50</sub>) odpovídající obalové skupině I, se mohou zařadit do třídy 6.1 jen tehdy, pokud zároveň toxicita při požití nebo při absorpci pokožkou odpovídá alespoň obalové skupině I nebo II. V opačném případě se látka, pokud je to potřeba, musí přiřadit ke třídě 8 (viz 2.2.8.1.4.5).

- 2.2.61.1.7.3 Tato kritéria pro toxicitu při vdechnutí prachu a mlhy spočívají na hodnotách LC<sub>50</sub> při době pokusu jedné hodiny a tyto hodnoty musí být také použity, pokud jsou k dispozici. Jsou-li však k dispozici jen hodnoty LC<sub>50</sub> 4-hodinového pokusu, mohou být takové hodnoty vynásobeny čtyřmi a výsledek pak může nahradit výše uvedené kritérium, tzn., že čtyřnásobná hodnota LC<sub>50</sub> (4 hodiny) se považuje za ekvivalentní hodnotě LC<sub>50</sub> (1 hodina).

*Toxicita při vdechnutí par*

2.2.61.1.8

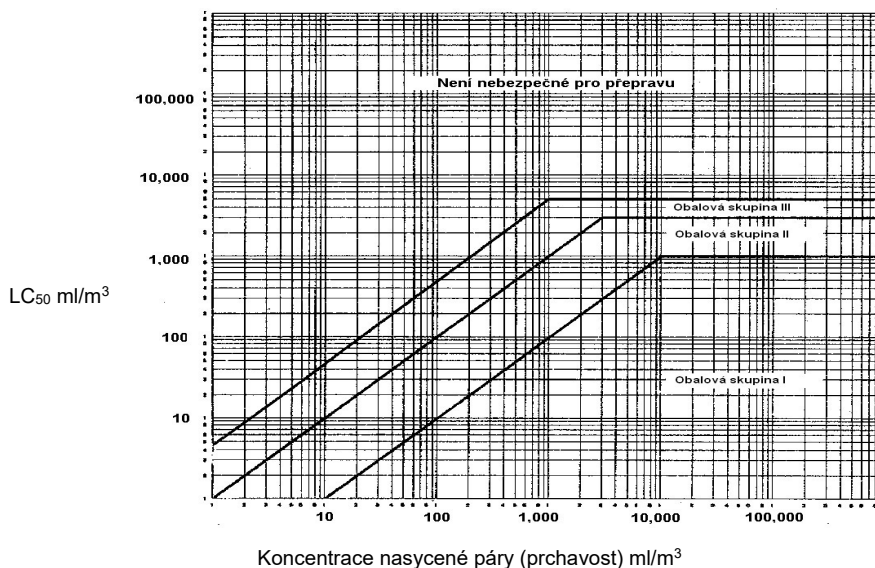
Kapaliny, které vylučují toxické páry, je třeba přiřadit do následujících skupin, kde písmeno „V“ představuje koncentraci nasycené páry (prchavost) (v ml/m<sup>3</sup> vzduchu) při 20 °C a normálním atmosférickém tlaku.

	Obalová skupina	
Velmi toxické	I	jestliže $V \geq 10$ LC <sub>50</sub> a LC <sub>50</sub> ≤ 1000 ml/m <sup>3</sup>
Toxické	II	jestliže $V \geq$ LC <sub>50</sub> a LC <sub>50</sub> ≤ 3000 ml/m <sup>3</sup> a kritéria pro obalovou skupinu I nejsou splněna
Slabě toxické	III <sup>a</sup>	jestliže $V \geq 1/5$ LC <sub>50</sub> a LC <sub>50</sub> ≤ 5000 ml/m <sup>3</sup> a kritéria pro obalovou skupinu I a II nejsou splněna

<sup>a</sup> Slizotvorné látky musí být přiřazeny k obalové skupině II, i když údaje o jejich toxicitě odpovídají kritériím obalové skupiny III.

Tato kritéria toxicity při vdechnutí par spočívají na hodnotách LC<sub>50</sub> při době pokusu 1 hodiny a tyto hodnoty musí být také použity, jsou-li k dispozici.

Jsou-li však k dispozici jen hodnoty LC<sub>50</sub> ze 4-hodinového pokusu, mohou být takové hodnoty vynásobeny dvěma a výsledek může pak nahradit výše uvedená kritéria, tzn. dvojnásobná hodnota LC<sub>50</sub> (4 hodiny) se považuje za ekvivalent k hodnotě LC<sub>50</sub> (1 hodina).

**Dělicí čáry obalových skupin – toxicita při vdechnutí par**

Na uvedeném vyobrazení jsou pro usnadnění zařazení kritéria znázorněna graficky. Z důvodů jen přibližné přesnosti grafického znázornění musí se však látky, které leží v blízkosti nebo přímo na dělicí čáře, přezkoušet pomocí číselných kritérií.

*Směsi kapalných látek*

2.2.61.1.9

Směsi kapalných látek, které jsou při vdechnutí toxické, je třeba přiřadit k obalovým skupinám podle těchto kritérií:

2.2.61.1.9.1

Je-li hodnota LC<sub>50</sub> pro každou toxickou látku, která je částí směsi, známa, lze určit obalovou skupinu následovně:



- (a) výpočet hodnoty  $LC_{50}$  směsi:

$$LC_{50} \text{ (směs)} = \frac{1}{\sum_{i=1}^n \frac{f_i}{LC_{50i}}}$$

kde:

$f_i$  = molární zlomek i-té části směsi  
 $LC_{50i}$  = střední smrtelná koncentrace i-té části v  $ml/m^3$

- (b) výpočet prchavosti každé části směsi:

$$V_i = P_i \times \frac{10^6}{101,3} \text{ v } ml/m^3$$

kde:

$P_i$  = parciální tlak i-té části v kPa při 20 °C a při normálním atmosférickém tlaku

- (c) výpočet poměru prchavosti k hodnotě  $LC_{50}$ :

$$R = \sum_{i=1}^n \frac{V_i}{LC_{50i}}$$

- (d) vypočítané hodnoty pro  $LC_{50}$  (směs) a R pak slouží k určení obalové skupiny směsi:

Obalová skupina I:  $R \geq 10$  a  $LC_{50} \text{ (směs)} \leq 1000 \text{ ml/m}^3$

Obalová skupina II:  $R \geq 1$  a  $LC_{50} \text{ (směs)} \leq 3000 \text{ ml/m}^3$  a jestliže směs nesplňuje kritéria obalové skupiny I;

Obalová skupina III:  $R \geq 1/5$  a  $LC_{50} \text{ (směs)} \leq 5000 \text{ ml/m}^3$  a jestliže směs nesplňuje kritéria obalové skupiny I nebo II.

2.2.61.1.9.2 Není-li hodnota  $LC_{50}$  toxických komponentů známa, lze směs přiřadit k jedné z obalových skupin na základě dále popsaných zjednodušených zkoušek prahové toxicity. V takovém případě musí být určena a pro přepravu směsi použita nejpřísnější obalová skupina.

2.2.61.1.9.3 Směs bude přiřazena k obalové skupině I jen tehdy, jestliže splňuje obě následující kritéria:

- (a) Vzorek kapalné směsi se rozpráší a rozředí se vzduchem tak, že vznikne zkušební ovzduší o  $1000 \text{ ml/m}^3$  rozprášené směsi ve vzduchu. 10 bílých krys (5 samečků a 5 samic) se nechá v tomto zkušebním ovzduší po dobu 1 hodiny a následně se budou 14 dnů pozorovat. Jestliže nejméně 5 pokusných zvířat v průběhu sledovaného období 14 dnů uhynie, lze se domnívat, že směs má hodnotu  $LC_{50}$  rovnou nebo menší než  $1000 \text{ ml/m}^3$ .
- (b) Vzorek páry v rovnováze s kapalnou směsí se zředí devítinásobným objemem vzduchu, čímž se vytvoří zkušební ovzduší. 10 bílých krys (5 samečků a 5 samic) se nechá v tomto zkušebním ovzduší po dobu 1 hodiny a následně se budou 14 dnů pozorovat. Jestliže nejméně 5 pokusných zvířat v průběhu sledovaného období 14 dnů uhynie, lze se domnívat, že směs má prchavost, která je rovna nebo větší než desetinásobná hodnota  $LC_{50}$  směsi.

2.2.61.1.9.4 Směs bude přiřazena k obalové skupině II jen tehdy, jestliže splňuje obě následující kritéria, ne však kritéria pro obalovou skupinu I:

- (a) Vzorek kapalné směsi se rozpráší a rozředí se vzduchem tak, že vznikne zkušební ovzduší o  $3000 \text{ ml/m}^3$  rozprášené směsi ve vzduchu. 10 bílých krys (5 samečků a 5 samic) se nechá v tomto zkušebním ovzduší po dobu 1 hodiny a následně se budou 14 dnů pozorovat. Jestliže nejméně 5 pokusných zvířat v průběhu sledovaného období 14 dnů uhynie, lze se domnívat, že směs má hodnotu  $LC_{50}$  rovnou nebo menší než  $3000 \text{ ml/m}^3$ .
- (b) Vzorek páry v rovnováze s kapalnou směsí se použije k vytvoření zkušebního ovzduší. 10 bílých krys (5 samečků a 5 samic) se nechá v tomto zkušebním ovzduší po dobu 1 hodiny

a následně se budou 14 dnů pozorovat. Jestliže nejméně 5 pokusných zvířat v průběhu sledovaného období 14 dnů uhynie, lze se domnívat, že směs má prchavost, která je rovna nebo větší než hodnota LC<sub>50</sub> směsi.

2.2.61.1.9.5 Směs bude přiřazena k obalové skupině III jen tehdy, jestliže splňuje obě následující kritéria, ne však kritéria pro obalové skupiny I nebo II.

- (a) Vzorek kapalné směsi se rozpráší a rozředí se vzduchem tak, že vznikne zkušební ovzduší o 5000 ml/m<sup>3</sup> rozprášené směsi ve vzduchu. 10 bílých krys (5 sameček a 5 samiček) se nechá v tomto zkušebním ovzduší po dobu 1 hodiny a následně se budou 14 dnů pozorovat. Jestliže nejméně 5 pokusných zvířat v průběhu sledovaného období 14 dnů uhynie, lze se domnívat, že směs má hodnotu LC<sub>50</sub> rovnou nebo menší než 5000 ml/m<sup>3</sup>.
- (b) Změří se koncentrace par (prchavost) kapalné směsi; je-li rovna nebo větší než 1000 ml/m<sup>3</sup>, lze se domnívat, že směs má prchavost, která je rovna nebo větší než 1/5 hodnoty LC<sub>50</sub> směsi.

*Metody výpočtu toxicity směsí při požití a při absorpci pokožkou*

2.2.61.1.10 Pro zařazení směsí třídy 6.1 a jejich přiřazení k vhodné obalové skupině podle kritérií pro toxicitu při požití a při absorpci pokožkou (viz 2.2.61.1.3) je nutné vypočítat akutní hodnotu LD<sub>50</sub> směsi.

2.2.61.1.10.1 Pokud směs obsahuje pouze jednu účinnou látku, jejíž hodnota LD<sub>50</sub> je známa, lze při chybějících spolehlivých údajích o akutní toxicitě při požití a při absorpci pokožkou u směsi, která má být přepravována, vypočítat hodnotu LD<sub>50</sub> při požití a při absorpci pokožkou následovně:

$$LD_{50} \text{ přípravku} = \frac{LD_{50} \text{ účinné látky} \times 100}{\text{podíl účinné látky (\% hm.)}}$$

2.2.61.1.10.2 Pokud směs obsahuje více než jednu účinnou látku, mohou být použity tři možné metody pro výpočet hodnoty LD<sub>50</sub> při požití a při absorpci pokožkou. Je třeba upřednostnit metodu, kterou se získají spolehlivé údaje pro akutní toxicitu při požití a při absorpci pokožkou konkrétní směsi, která se má přepravovat. Pokud nejsou spolehlivé přesné údaje k dispozici, je třeba použít jedné z následujících metod:

- (a) zařadit přípravek podle nejnebezpečnější složky směsi, jako by tato složka byla přítomna ve stejné koncentraci jako je celková koncentrace všech účinných složek; nebo
- (b) použít vzorec

$$\frac{C_A}{T_A} + \frac{C_B}{T_B} + \dots + \frac{C_Z}{T_Z} = \frac{100}{T_M}$$

kde:

C = koncentrace v procentech složek A, B, ..... Z směsi;

T = hodnota LD<sub>50</sub> při požití složek A, B, ..... Z;

T<sub>M</sub> = hodnota LD<sub>50</sub> při požití směsi.

**POZNÁMKA:** Tento vzorec lze také použít pro toxicitu při absorpci pokožkou, za předpokladu, že tyto informace jsou k dispozici ve stejné formě pro všechny složky. Použití tohoto vzorce nezohledňuje případné jevy stupňování nebo ochrany.

*Klasifikace pesticidů*

2.2.61.1.10 Všechny účinné látky pesticidů a jejich přípravky, u kterých jsou známy hodnoty LC<sub>50</sub> a/nebo LD<sub>50</sub> a které jsou zařazeny do třídy 6.1, musí být přiřazeny podle kritérií uvedených v 2.2.61.1.6 až 2.2.61.1.9 k odpovídajícím obalovým skupinám. Látky a přípravky, které vykazují vedlejší nebezpečí, musí být zařazeny podle tabulky převažujících nebezpečí v pododdíle 2.1.3.10 s přiřazením k odpovídajícím obalovým skupinám.

- 2.2.61.1.11.1 Není-li pro přípravek pesticidů známa hodnota LD<sub>50</sub> pro požití nebo absorpci pokožkou, avšak je známa hodnota LD<sub>50</sub> jeho účinné(ých) složky(ek), může být hodnota LD<sub>50</sub> přípravku zjištěna použitím postupu uvedeného v 2.2.61.1.10.

**POZNÁMKA:** Údaje o toxicitě týkající se hodnoty LD<sub>50</sub> určitého počtu běžných pesticidů lze nalézt v nejnovějším vydání dokumentu „The WHO Recommended Classification of Pesticides by Hazard and Guidelines to Classification“, který je možno si obstarat u Světové zdravotnické organizace (WHO) na adrese: International Programme on Chemical Safety, World Health Organisation (WHO), CH-1211, Geneva 27, Švýcarsko. Zatímco tento dokument může být použit jako zdroj dat pro hodnoty LD<sub>50</sub> pesticidů, jeho klasifikační systém není možno použít pro účely zařazování pesticidů pro přepravu nebo pro jejich přiřazení k obalovým skupinám, které musejí odpovídat ustanovením ADN.

- 2.2.61.1.11.2 Oficiální pojmenování pro přepravu pesticidu se volí na základě aktivní složky, fyzikálního stavu pesticidu a všech vedlejších nebezpečí, které by mohl představovat (viz 3.1.2).

- 2.2.61.1.12 Jestliže látky třídy 6.1 vlivem příměsí spadají do jiných kategorií nebezpečnosti než těch, do kterých patří látky jmenovitě uvedené v tabulce A kapitoly 3.2, přiřadí se tyto směsi nebo roztoky k položkám, ke kterým na základě svého skutečného nebezpečí patří.

**POZNÁMKA:** K zařazování roztoků a směsí (jako jsou přípravky a odpady) viz také 2.1.3.

- 2.2.61.1.13 Na základě kritérií uvedených v 2.2.61.1.6 až 2.2.61.1.11 se může také zjistit, zda je jmenovitě uvedený roztok nebo jmenovitě uvedená směs, popřípadě roztok nebo směs, která obsahuje jmenovitě uvedenou látku, takové povahy, že tento roztok nebo tato směs nepodléhá ustanovením pro tuto třídu.

- 2.2.61.1.14 Látky, roztoky a směsi, s výjimkou látek a přípravků používaných jako pesticidy, které nejsou klasifikovány jako akutně toxické kategorie 1, 2 nebo 3 podle nařízení (ES) č. 1272/2008<sup>3</sup>, smějí být považovány za látky nepatřící do třídy 6.1.

## **2.2.61.2 Látky nepřipustěné k přepravě**

- 2.2.61.2.1 Chemicky nestálé látky třídy 6.1 jsou připuštěny k přepravě jen tehdy, byla-li učiněna potřebná opatření k zabránění možnosti nebezpečného rozkladu nebo polymerizace za normálních podmínek přepravy. K opatřením potřebným pro zabránění polymerizaci viz zvláštní ustanovení 386 kapitoly 3.3. Za tímto účelem je zvláště třeba dbát na to, aby nádoby a cisterny neobsahovaly žádné látky, které by tyto reakce mohly podporovat.

- 2.2.61.2.2 Následující látky a směsi nejsou připuštěny k přepravě:

- kyanovodík (bezvodý nebo v roztoku), který neodpovídá popisu UN čísel 1051, 1613, 1614 a 3294;
- karbonyly kovů s bodem vzplanutí nižším než 23 °C, jiné než UN 1259 TETRAKARBONYL NIKLU a UN 1994 PENTAKARBONYL ŽELEZA;
- 2,3,7,8-TETRACHLORDIBENZO-1,4-DIOXIN (TCDD) v koncentracích, které se považují podle kritérií v 2.2.61.1.7 za velmi toxické;
- UN 2249 DICHLORDIMETHYLETER, SYMETRICKÝ;
- přípravky fosfidů bez přísad, které zabraňují vývinu toxických hořlavých plynů.

<sup>3</sup> Nařízení (ES) č. 1272/2008 Evropského parlamentu a Rady z 16. prosince 2008 týkající se klasifikace, označování a balení látek a směsí, pozměňující a zrušující směrnici 67/548/EHS a 1999/45/ES; a pozměňující nařízení (ES) č. 1907/2006, uveřejněné v Úředním věstníku Evropské unie, L353, 31. prosince 2008, str. 1-1355.

## 2.2.61.3 Seznam hromadných položek

Toxické látky bez vedlejšího nebezpečí

organické	kapalné <sup>a</sup>	T1	1583 CHLORPIKRIN, SMĚS, J.N. 1602 BARVIVO, KAPALNÉ, TOXICKÉ, J.N. nebo 1602 MEZIPRODUKT PŘI VÝROBĚ BARVIV, KAPALNÝ, TOXICKÝ, J.N. 1693 LÁTKA PRO PŘÍPRAVU SLZNÉHO PLYNU, KAPALNÁ, J.N. 1851 LÉČIVA, KAPALNÁ, TOXICKÁ, J.N. 2206 ISOKYANÁTY, TOXICKÉ, J.N. nebo 2206 ISOKYANÁT, ROZTOK, TOXICKÝ, J.N. 3140 ALKALOIDY, KAPALNÉ, J.N. nebo 3140 SOLI ALKALOIDŮ, KAPALNÉ, J.N. 3142 PROSTŘEDEK DEZINFEKČNÍ, KAPALNÝ, TOXICKÝ, J.N. 3144 SLOUČENINA NIKOTINU, KAPALNÁ, J.N. nebo 3144 PŘÍPRAVKY, NIKOTINOVÉ, KAPALNÉ, J.N. 3172 TOXINY, ZÍSKANÉ Z ŽIVÝCH ORGANISMŮ, KAPALNÉ, J.N. 3276 NITRILY, KAPALNÉ, TOXICKÉ, J.N. 3278 SLOUČENINA FOSFORU ORGANICKÁ, KAPALNÁ, TOXICKÁ, J.N. 3381 LÁTKA TOXICKÁ PŘI VDECHOVÁNÍ, KAPALNÁ, J.N., s LC <sub>50</sub> nejvýše 200 ml/m <sup>3</sup> a nasycenou koncentrací par nejméně 500 LC <sub>50</sub> 3382 LÁTKA TOXICKÁ PŘI VDECHOVÁNÍ, KAPALNÁ, J.N., s LC <sub>50</sub> nejvýše 1000 ml/m <sup>3</sup> a nasycenou koncentrací par nejméně 10 LC <sub>50</sub> 2810 LÁTKA TOXICKÁ, KAPALNÁ, ORGANICKÁ, J.N.
	tuhé <sup>a, b</sup>	T2	1544 ALKALOIDY, TUHÉ, J.N. nebo 1544 SOLI ALKALOIDŮ, TUHÉ, J.N. 1601 PROSTŘEDEK DEZINFEKČNÍ, TUHÝ, TOXICKÝ, J.N. 1655 SLOUČENINA NIKOTINU, TUHÁ, J.N. nebo 1655 PŘÍPRAVKY NIKOTINOVÉ, TUHÉ, J.N. 3448 LÁTKA PRO PŘÍPRAVU SLZNÉHO PLYNU, TUHÁ, J.N. 3143 BARVIVO, TUHÉ, TOXICKÉ, J.N. nebo 3143 MEZIPRODUKT PŘI VÝROBĚ BARVIV, TUHÝ, TOXICKÝ, J.N. 3462 TOXINY, ZÍSKANÉ Z ŽIVÝCH ORGANISMŮ, TUHÉ, J.N. 3249 LÉČIVA, TUHÁ, TOXICKÁ, J.N. 3464 SLOUČENINA FOSFORU ORGANICKÁ, TUHÁ, TOXICKÁ, J.N. 3439 NITRILY, TUHÉ, TOXICKÉ, J.N. 2811 LÁTKA TOXICKÁ, TUHÁ, ORGANICKÁ, J.N.
Organokovové <sup>c, d</sup>		T3	2026 SLOUČENINA FENYLRTUŤNATÁ, J.N. 2788 SLOUČENINA CÍNU ORGANICKÁ, KAPALNÁ, J.N. 3146 SLOUČENINA CÍNU ORGANICKÁ, TUHÁ, J.N. 3280 SLOUČENINA ARSENU, ORGANICKÁ, KAPALNÁ, J.N. 3465 SLOUČENINA ARSENU, ORGANICKÁ, TUHÁ, J.N. 3281 KARBONYLY KOVŮ, KAPALNÉ, J.N. 3466 KARBONYLY KOVŮ, TUHÉ, J.N. 3282 SLOUČENINA ORGANOKOVOVÁ, KAPALNÁ, TOXICKÁ, J.N. 3467 SLOUČENINA ORGANOKOVOVÁ, TUHÁ, TOXICKÁ, J.N.

anorganické	kapalné <sup>e</sup>	T4	1556 SLOUČENINA ARSENU, KAPALNÁ, J.N. anorganická. zahrnující arseničnany, j.n., arsenitany, j.n. a sulfidy arsenu, j.n. 1935 KYANID, ROZTOK, J.N. 2024 SLOUČENINA RTUTI, KAPALNÁ, J.N. 3141 SLOUČENINA ANTIMONU, ANORGANICKÁ, KAPALNÁ, J.N. 3440 SLOUČENINA SELENU, KAPALNÁ, J.N. 3381 LÁTKA TOXICKÁ PŘI VDECHOVÁNÍ, KAPALNÁ, J.N., s LC <sub>50</sub> nejvýše 200 ml/m <sup>3</sup> a nasycenou koncentrací par nejméně 500 LC <sub>50</sub> 3382 LÁTKA TOXICKÁ PŘI VDECHOVÁNÍ, KAPALNÁ, J.N., s LC <sub>50</sub> nejvýše 1000 ml/m <sup>3</sup> a nasycenou koncentrací par nejméně 10 LC <sub>50</sub> 3287 LÁTKA TOXICKÁ, KAPALNÁ, ANORGANICKÁ, J.N.
	tuhé <sup>f, g</sup>	T5	1549 SLOUČENINA ANTIMONU, ANORGANICKÁ, TUHÁ, J.N. 1557 SLOUČENINA ARSENU, TUHÁ, J.N. anorganická, zahrnující arseničnany, j.n., arsenitany, j.n. a sulfidy arsenu, j.n. 1564 SLOUČENINA BARYA, J.N. 1566 SLOUČENINA BERYLIA, J.N. 1588 KYANIDY ANORGANICKÉ, TUHÉ, J.N. 1707 SLOUČENINA THALIA, J.N. 2025 SLOUČENINA RTUTI, TUHÁ, J.N. 2291 SLOUČENINA OLOVA, ROZPUSTNÁ, J.N. 2570 SLOUČENINA KADMIA 2630 SELENANY nebo 2630 SELENIČITANY 2856 HEXAFLUOROKŘEMIČITANY, J.N. 3283 SLOUČENINA SELENU, TUHÁ, J.N. 3284 SLOUČENINA TELURU, J.N. 3285 SLOUČENINA VANADU, J.N. 3288 LÁTKA TOXICKÁ, TUHÁ, ANORGANICKÁ, J.N.
Pesticidy	kapalné <sup>h</sup>	T6	2992 PESTICID – KARBAMÁT, KAPALNÝ, TOXICKÝ 2994 PESTICID NA BÁZI ARSENU, KAPALNÝ, TOXICKÝ 2996 PESTICID-ORGANICKÁ SLOUČENINA CHLORU, KAPALNÝ, TOXICKÝ 2998 PESTICID – TRIAZIN, KAPALNÝ, TOXICKÝ 3006 PESTICID – THIOKARBAMÁT, KAPALNÝ, TOXICKÝ 3010 PESTICID NA BÁZI MĚDI, KAPALNÝ, TOXICKÝ 3012 PESTICID NA BÁZI RTUTI, KAPALNÝ, TOXICKÝ 3014 PESTICID-SUBSTITUOVANÝ NITROFENOL, KAPALNÝ, TOXICKÝ 3016 PESTICID – BIPYRIDYL, KAPALNÝ, TOXICKÝ 3018 PESTICID-ORGANICKÁ SLOUČENINA FOSFORU, KAPALNÝ, TOXICKÝ 3020 PESTICID-ORGANICKÁ SLOUČENINA CÍNU, KAPALNÝ, TOXICKÝ 3026 PESTICID-DERIVÁT KUMARINU, KAPALNÝ, TOXICKÝ 3348 PESTICID-DERIVÁT KYSELINY FENOXYOCTOVÉ, KAPALNÝ, TOXICKÝ 3352 PESTICID-PYRETHROID, KAPALNÝ, TOXICKÝ 2902 PESTICID, KAPALNÝ, TOXICKÝ, J.N.
			2757 PESTICID-KARBAMÁT, TUHÝ, TOXICKÝ 2759 PESTICID NA BÁZI ARSENU, TUHÝ, TOXICKÝ 2761 PESTICID-ORGANICKÁ SLOUČENINA CHLORU, TUHÝ, TOXICKÝ 2763 PESTICID NA BÁZI TRIAZINU, TUHÝ, TOXICKÝ

	tuhé <sup>h</sup>	T7	2771 PESTICID NA BÁZI THIOKARBAMÁTU, TUHÝ, TOXICKÝ 2775 PESTICID NA BÁZI MĚDI, TUHÝ, TOXICKÝ 2777 PESTICID NA BÁZI RTUTI, TUHÝ, TOXICKÝ 2779 PESTICID-SUBSTYTUOVANÝ NITROFENOL, TUHÝ, TOXICKÝ 2781 PESTICID NA BÁZI BIPYRIDYLU, TUHÝ, TOXICKÝ 2783 PESTICID-ORGANICKÁ SLOUČENINA FOSFORU, TUHÝ, TOXICKÝ 2786 PESTICID-ORGANICKÁ SLOUČENINA CÍNU, TUHÝ, TOXICKÝ 3027 PESTICID-DERIVÁT KUMARINU, TUHÝ, TOXICKÝ 3048 PESTICID – FOSFID HLINÍKU 3345 PESTICID-DERIVÁT KYSELINY FENOXYOCTOVÉ, TUHÝ, TOXICKÝ 3349 PESTICID-PYRETHROID, TUHÝ 2588 PESTICID, TUHÝ, TOXICKÝ, J.N.
Vzorky		T8	3315 VZOREK CHEMICKÝ, TOXICKÝ
Jiné toxické látky <sup>i</sup>		T9	3243 LÁTKY TUHÉ, OBSAHUJÍCÍ TOXICKOU KAPALNOU LÁTKU, J.N.
Předměty		T10	3546 PŘEDMĚTY OBSAHUJÍCÍ TOXICKOU LÁTKU, J.N.
<b>Toxické látky s vedlejším(i) nebezpečím(i)</b>			
	kapalné <sup>j,k</sup>	TF1	3071 THIOLY (merkaptany), KAPALNÉ, TOXICKÉ, HOŘLAVÉ, J.N. nebo 3071 SMĚSI THIOLŮ (merkaptanů), KAPALNÉ, TOXICKÉ, HOŘLAVÉ, J.N. 3080 ISOKYANÁTY, TOXICKÉ, HOŘLAVÉ, J.N. nebo 3080 ISOKYANÁT, ROZTOK, TOXICKÝ, HOŘLAVÝ, J.N. 3275 NITRILY, TOXICKÉ, HOŘLAVÉ, J.N. 3279 SLOUČENINA FOSFORU ORGANICKÁ, TOXICKÁ, HOŘLAVÁ, J.N. 3383 LÁTKA TOXICKÁ PŘI VDECHOVÁNÍ, KAPALNÁ, HOŘLAVÁ, J.N., s LC <sub>50</sub> nejvýše 200 ml/m <sup>3</sup> a nasycenou koncentrací par nejméně 500 LC50 3384 LÁTKA TOXICKÁ PŘI VDECHOVÁNÍ, KAPALNÁ, HOŘLAVÁ, J.N., s LC <sub>50</sub> nejvýše 1000 ml/m <sup>3</sup> a nasycenou koncentrací par nejméně 10 LC50 2929 LÁTKA TOXICKÁ, KAPALNÁ, HOŘLAVÁ, ORGANICKÁ, J.N.
hořlavé		TF	
	pesticidy, kapalné (bod vzplanutí nejméně 23 °C)	TF2	2991 PESTICID-KARBAMÁT, KAPALNÝ, TOXICKÝ, HOŘLAVÝ 2993 PESTICID NA BÁZI ARSENU, KAPALNÝ, TOXICKÝ, HOŘLAVÝ 2995 PESTICID-ORGANICKÁ SLOUČENINA CHLORU, KAPALNÝ, TOXICKÝ, HOŘLAVÝ 2997 PESTICID – TRIAZIN, KAPALNÝ, TOXICKÝ, HOŘLAVÝ 3005 PESTICID – THIOKARBAMÁT, KAPALNÝ, TOXICKÝ, HOŘLAVÝ 3009 PESTICID NA BÁZI MĚDI, KAPALNÝ, TOXICKÝ, HOŘLAVÝ 3011 PESTICID NA BÁZI RTUTI, KAPALNÝ, TOXICKÝ, HOŘLAVÝ 3013 PESTICID SUBSTITUOVANÝ NITROFENOL, KAPALNÝ, TOXICKÝ, HOŘLAVÝ 3015 PESTICID – BIPYRIDYL, KAPALNÝ, TOXICKÝ, HOŘLAVÝ 3017 PESTICID-ORGANICKÁ SLOUČENINA FOSFORU, KAPALNÝ, TOXICKÝ, HOŘLAVÝ

				3019	PESTICID-ORGANICKÁ SLOUČENINA CÍNU, KAPALNÝ, TOXICKÝ, HOŘLAVÝ
				3025	PESTICID-DERIVÁT KUMARINU, KAPALNÝ, TOXICKÝ, HOŘLAVÝ
				3347	PESTICID-DERIVÁT KYSELINY FENOXYOCTOVÉ, KAPALNÝ, TOXICKÝ
				3351	PESTICID-PYRETHROID, KAPALNÝ, TOXICKÝ, HOŘLAVÝ
				2903	PESTICID KAPALNÝ, TOXICKÝ, HOŘLAVÝ, J.N.
		tuhé	TF3	1700	SVÍCE SLZOTVORNÉ
				2930	LÁTKA TOXICKÁ, TUHÁ, HOŘLAVÁ, ORGANICKÁ, J.N.
				3535	TOXICKÉ TUHÉ LÁTKY, HOŘLAVÉ, ANORGANICKÉ, J.N.
tuhé, schopné samoohřevu <sup>c</sup>			TS	3124	LÁTKA TOXICKÁ, TUHÁ, SCHOPNÁ SAMOOHŘEVU, J.N.
				3385	LÁTKA TOXICKÁ PŘI VDECHOVÁNÍ, KAPALNÁ, REAGUJÍCÍ S VODOU, J.N., s LC <sub>50</sub> nejvýše 200 ml/m <sup>3</sup> a nasycenou koncentrací par nejméně 500 LC <sub>50</sub>
		kapalné	TW1	3386	LÁTKA TOXICKÁ PŘI VDECHOVÁNÍ, KAPALNÁ, REAGUJÍCÍ S VODOU, J.N., s LC <sub>50</sub> nejvýše 1000 ml/m <sup>3</sup> a nasycenou koncentrací par nejméně 10 LC <sub>50</sub>
reagující s vodou <sup>d</sup>			TW	3123	LÁTKA TOXICKÁ, KAPALNÁ, REAGUJÍCÍ S VODOU, J.N.
		tuhé <sup>n</sup>	TW2	3125	LÁTKA TOXICKÁ, TUHÁ, REAGUJÍCÍ S VODOU, J.N.
				3387	LÁTKA TOXICKÁ PŘI VDECHOVÁNÍ, KAPALNÁ, PODPORUJÍCÍ HOŘENÍ, J.N., s LC <sub>50</sub> nejvýše 200 ml/m <sup>3</sup> a nasycenou koncentrací par nejméně 500 LC <sub>50</sub>
		kapalné	TO1	3388	LÁTKA TOXICKÁ PŘI VDECHOVÁNÍ, KAPALNÁ, PODPORUJÍCÍ HOŘENÍ, J.N., s LC <sub>50</sub> nejvýše 1000 ml/m <sup>3</sup> a nasycenou koncentrací par nejméně 10 LC <sub>50</sub>
podporující hoření <sup>l</sup>			TO	3122	LÁTKA TOXICKÁ, KAPALNÁ, PŮSOBÍCÍ JAKO OXIDAČNÍ ČINIDLO, J.N.
		tuhé	TO2	3086	LÁTKA TOXICKÁ, TUHÁ, PODPORUJÍCÍ HOŘENÍ, J.N.
				3277	CHLORFORMIÁTY, TOXICKÉ, ŽÍRAVÉ, J.N.
				3361	CHLORSILANY, TOXICKÉ, ŽÍRAVÉ, J.N.
		kapalné	TC1	3389	LÁTKA TOXICKÁ PŘI VDECHOVÁNÍ, KAPALNÁ, ŽÍRAVÁ, J.N., s LC <sub>50</sub> nejvýše 200 ml/m <sup>3</sup> a nasycenou koncentrací par nejméně 500 LC <sub>50</sub>
				3390	LÁTKA TOXICKÁ PŘI VDECHOVÁNÍ, KAPALNÁ, ŽÍRAVÁ, J.N., s LC <sub>50</sub> nejvýše 1000 ml/m <sup>3</sup> a nasycenou koncentrací par nejméně 10 LC <sub>50</sub>
				2927	LÁTKA TOXICKÁ, KAPALNÁ, ŽÍRAVÁ, ORGANICKÁ, J.N.
	organické				
		tuhé	TC2	2928	LÁTKA TOXICKÁ, TUHÁ, ŽÍRAVÁ, ORGANICKÁ, J.N.
žiravé <sup>m</sup> TC					
		kapalné	TC3	3389	LÁTKA TOXICKÁ PŘI VDECHOVÁNÍ, KAPALNÁ, ŽÍRAVÁ, J.N., s LC <sub>50</sub> nejvýše 200 ml/m <sup>3</sup> a nasycenou koncentrací par nejméně 500 LC <sub>50</sub>

	<b>anorganické</b>	3390	LÁTKA TOXICKÁ PŘI VDECHOVÁNÍ, KAPALNÁ, ŽÍRAVÁ, J.N., s LC <sub>50</sub> nejvýše 1000 ml/m <sup>3</sup> a nasycenou koncentrací par nejméně 10 LC <sub>50</sub>
		3289	LÁTKA TOXICKÁ, KAPALNÁ, ŽÍRAVÁ, ANORGANICKÁ, J.N.
	<b>tuhé TC4</b>	3290	LÁTKA TOXICKÁ, TUHÁ, ŽÍRAVÁ, ANORGANICKÁ, J.N.
<b>hořlavé, žíravé</b>	<b>TFC</b>	2742	CHLORKARBONÁTY (CHLORFORMÁTY), TOXICKÉ, ŽÍRAVÉ, HOŘLAVÉ, J.N.
		3362 3488	CHLORSILANY, TOXICKÉ, ŽÍRAVÉ, HOŘLAVÉ, J.N. LÁTKA TOXICKÁ PŘI VDECHOVÁNÍ, KAPALNÁ, HOŘLAVÁ, ŽÍRAVÁ, J.N., s LC <sub>50</sub> nejvýše 200 ml/m <sup>3</sup> a nasycenou koncentrací par nejméně 500 LC <sub>50</sub>
		3489	LÁTKA TOXICKÁ PŘI VDECHOVÁNÍ, KAPALNÁ, HOŘLAVÁ, ŽÍRAVÁ, J.N., s LC <sub>50</sub> nejvýše 1000 ml/m <sup>3</sup> a nasycenou koncentrací par nejméně 10 LC <sub>50</sub>
<b>hořlavé, reagující s vodou</b>	<b>TFW</b>	3490	LÁTKA TOXICKÁ PŘI VDECHOVÁNÍ, KAPALNÁ, REAGUJÍCÍ S VODOU, HOŘLAVÁ, J.N., s LC <sub>50</sub> nejvýše 200 ml/m <sup>3</sup> a nasycenou koncentrací par nejméně 500 LC <sub>50</sub>
		3491	LÁTKA TOXICKÁ PŘI VDECHOVÁNÍ, KAPALNÁ, REAGUJÍCÍ S VODOU, HOŘLAVÁ, J.N., s LC <sub>50</sub> nejvýše 1000 ml/m <sup>3</sup> a nasycenou koncentrací par nejméně 10 LC <sub>50</sub>

**POZNÁMKY:**

- a Látky a přípravky obsahující alkaloidy nebo nikotin používané jako pesticidy jsou přiřazeny pod UN 2588 PESTICID, TUHÝ, TOXICKÝ, J.N., UN 2902 PESTICID, KAPALNÝ, TOXICKÝ, J.N. nebo UN 2903 PESTICID, KAPALNÝ, TOXICKÝ, HOŘLAVÝ, J.N.
- b Účinné látky, jakož i přípravky nebo směsi látek určených pro laboratorní a pokusné účely, jakož i k výrobě farmaceutických výrobků, s jinými látkami musí být zařazeny podle své toxicity (viz 2.2.61.1.7 až 2.2.61.1.11).
- c Slabě toxické látky schopné samoohřevu a samozápalné organokovové sloučeniny jsou látkami třídy 4.2.
- d Slabě toxické látky reagující s vodou a organokovové sloučeniny reagující s vodou jsou látkami třídy 4.3.
- e Fulminát rtuťnatý, navlhčený, s nejméně 20 % hm. vody nebo směsi alkoholu a vody je látkou třídy 1, UN číslo 0135.
- f Ferikyanidy, ferokyanidy, jakož i thiokyanatany alkalické a amonné nepodléhají ustanovením ADN.
- g Olověné soli a olověná barviva, které smíchány v poměru 1:1000 s kyselinou chlorovodíkovou 0,07 M a míchány po dobu jedné hodiny při teplotě 23 °C ± 2 °C vykazují rozpustnost nejvýše 5 %, nepodléhají ustanovením ADN.
- h Předměty napuštěné tímto pesticidem, jako jsou lepenkové podložky, papírové proužky, kuličky vaty, plastové fólie, v hermeticky uzavřených obalech nepodléhají ustanovením ADN.
- i Směsi tuhých látek, které nepodléhají ustanovením ADN, a toxických kapalných látek mohou být přepravovány pod UN číslem 3243, bez toho, že by se předtím použila klasifikační kritéria pro třídu 6.1, za podmínky, že v době naložení látky nebo uzavírání obalu, nebo nákladní dopravní jednotky není vidět žádná uvolněná kapalina. Každý obal musí odpovídat konstrukčnímu typu, který úspěšně obstál při zkoušce těsnosti pro obalovou skupinu II. Tato položka nesmí být použita pro tuhé látky, které obsahují kapalnou látku obalové skupiny I.
- j Velmi toxické a toxické hořlavé kapaliny látky s bodem vzplanutí pod 23 °C jsou látkami třídy 3, s výjimkou látek, které jsou velmi toxické při vdechnutí, jak je definováno v 2.2.61.1.4 až 2.2.61.1.9. Kapaliny, které jsou velmi toxické při vdechnutí, jsou identifikovány jako „toxické při vdechnutí“ ve svém oficiálním pojmenování pro přepravu ve sloupci (2) nebo zvláštním ustanovením 354 ve sloupci (6) tabulky A kapitoly 3.2.
- k Slabě toxické hořlavé kapalně látky s bodem vzplanutí od 23 °C do 60 °C, včetně limitních hodnot, s výjimkou látek a přípravků sloužících jako pesticidy, jsou látkami třídy 3.
- l Slabě toxické látky podporující hoření jsou látkami třídy 5.1.
- m Slabě toxické a slabě žíravé látky jsou látkami třídy 8.
- n Fosfidy kovů přiřazené k UN číslům 1360, 1397, 1432, 1714, 2011 a 2013 jsou látkami třídy 4.3.



**2.2.62 Třída 6.2 Infekční látky****2.2.62.1 Kritéria**

2.2.62.1.1 Název třídy 6.2 zahrnuje látky schopné vyvolat nákazu. Pro účely ADN jsou infekčními látkami ty látky, o kterých je známo nebo lze důvodně předpokládat, že obsahují původce nemoci. Původci nemoci jsou definováni jako mikroorganismy (včetně bakterií, virů, rickettsií, parazitů a plísňů) a jiní činitelé, jako jsou priony, které(kteří) mohou způsobit onemocnění u lidí nebo zvířat.

**POZNÁMKA 1:** *Geneticky změněné mikroorganismy a organismy, biologické produkty, diagnostické vzorky a záměrně infikovaná živá zvířata musí být přiřazeny do této třídy, jestliže splňují podmínky pro tuto třídu.*

*Přeprava neúmyslně nebo přirozeně infikovaných živých zvířat podléhá jen platným pravidlům a předpisům příslušných zemí původu, tranzitu a určení.*

**POZNÁMKA 2:** *Toxiny z rostlin, zvířat nebo bakterií, které neobsahují žádnou infekční látku nebo organismy, nebo které nejsou obsaženy v infekčních látkách nebo organismech, jsou látkami třídy 6.1, UN číslo 3172 nebo 3462.*

2.2.62.1.2 Látky třídy 6.2 jsou rozděleny následovně:

- I1 Infekční látky nebezpečné pro lidi
- I2 Infekční látky nebezpečné jen pro zvířata
- I3 Klinické odpady
- I4 Látky biologické, kategorie B

**Definice**

2.2.62.1.3 Pro účely ADN,

„*Biologické produkty*“ jsou produkty z živých organismů, které se vyrábějí a rozesílají v souladu s předpisy příslušných národních orgánů, které mohou uložit podmínku zvláštních povolení. Biologické produkty se používají buď pro prevenci, léčení nebo diagnostikování nemocí u lidí nebo zvířat, nebo pro vývojové, pokusné nebo výzkumné účely s tím spojené. Zahrnují hotové výrobky nebo meziprodukty, jako očkovací látky, ale nejsou na ně omezeny;

„*Kultury*“ jsou výsledkem procesu, při kterém se původci nemocí záměrně rozmnožují. Tato definice nezahrnuje lidské nebo zvířecí vzorky od pacientů, jak jsou definovány v tomto odstavci;

„*Medicínské nebo klinické odpady*“ jsou odpady pocházející z lékařského ošetření zvířat nebo lidí nebo z biologického výzkumu.

„*Vzorky od pacientů*“ jsou ty, které byly odebrány přímo z lidí nebo zvířat včetně, avšak pouze, výkalů, výměšků, krve a jejich složek, tkáně a tkáňových tekutin a částí těl, které jsou přepravovány k takovým účelům, jako je výzkum, diagnostika, vyšetření, léčení nemocí a prevence.

**Klasifikace**

2.2.62.1.4 Infekční látky musí být zařazeny do třídy 6.2 a přiřazeny k UN číslům 2814, 2900, 3291 nebo popřípadě 3373.

Infekční látky se dělí do těchto kategorií:

2.2.62.1.4.1 Kategorie A: Infekční látka, která je přepravována ve formě, která je schopna, dojde-li k vystavení jejímu účinku, způsobit jinak zdravých osob nebo zvířat trvalou invaliditu, nemoc ohrožující život nebo smrtelnou nemoc jinak zdravých lidí nebo zvířat. Informativní příklady látek, které splňují tato kritéria, jsou uvedeny v tabulce tohoto odstavce.

**POZNÁMKA:** *Vystavení účinku látky nastane, jestliže látka unikne ven z ochranného obalu a dojde k fyzickému kontaktu s lidmi nebo zvířaty.*

- (a) Infekční látky splňující tato kritéria, které způsobují nemoc u lidí, nebo u lidí i zvířat musí být přiřazeny k UN číslu 2814. Infekční látky, které způsobují nemoc jen u zvířat, musí být přiřazeny k UN číslu 2900;
- (b) Přiřazení k UN číslu 2814 nebo k UN číslu 2900 musí být založeno na známých lékařských chorobopisech a známých příznacích u lidí nebo zvířat, endemických místních podmínkách nebo odborném posouzení individuálního stavu člověka nebo zvířete.

**POZNÁMKA 1:** *Oficiální pojmenování pro přepravu UN čísla 2814 je LÁTKA INFEKČNÍ, NEBEZPEČNÁ PRO LIDI. Oficiální pojmenování pro přepravu UN čísla 2900 je LÁTKA INFEKČNÍ, NEBEZPEČNÁ pouze PRO ZVÍŘATA.*

**POZNÁMKA 2:** *Následující tabulka není vyčerpávající. Infekční látky, včetně nových nebo nově se objevivších původců nemocí, které nejsou uvedeny v tabulce, avšak které splňují stejná kritéria, musí být přiřazeny ke kategorii A. Kromě toho, je-li pochybnost, zda látka splňuje či nesplňuje tato kritéria, musí být začleněna do kategorie A.*

**POZNÁMKA 3:** *Ty mikroorganismy, které jsou v následující tabulce napsány kurzívou, jsou bakterie, mykoplazmy rickettsie nebo plísňe.*

JMENOVITÉ PŘÍKLADY INFEKČNÍCH LÁTEK ZAHRNUTÝCH DO KATEGORIE A V JAKÉKOLI FORMĚ, NENÍ-LI PŘÍMO UVEDENO JINAK (2.2.62.1.4.1)	
UN číslo a pojmenování	Mikroorganismus
UN 2814 Infekční látky nebezpečné pro lidi	<i>Bacillus anthracis</i> (pouze kultury) <i>Brucella abortus</i> (pouze kultury) <i>Brucella melitensis</i> (pouze kultury) <i>Brucella suis</i> (pouze kultury) <i>Burkholderia mallei</i> – <i>Pseudomonas mallei</i> – vozňivka (pouze kultury) <i>Burkholderia pseudomallei</i> – <i>Pseudomonas pseudomallei</i> (pouze kultury) <i>Chlamydia psittaci</i> – ptačí kmeny (pouze kultury) <i>Clostridium botulinum</i> (pouze kultury) <i>Coccidioides immitis</i> (pouze kultury) <i>Coxiella burnetii</i> (pouze kultury) virus konžsko-krymské hemoragické horečky virus dengue (pouze kultury) virus /americké/ východní koňské encefalomyelitidy (pouze kultury) <i>Escherichia coli</i> , verotoxigenická (pouze kultury) <sup>a</sup> virus Ebola virus Flexal <i>Francisella tularensis</i> (pouze kultury) virus Guanarito virus Hantaan Hantaviry vyvolávající hemoragickou zimnici s ledvinovým syndromem virus Hendra virus hepatitidy B (pouze kultury) virus herpes B (pouze kultury) virus lidské imunodeficiencie /HIV/ (pouze kultury) vysoce patogenní virus moru drůbeže /ptačí chřipky/ (pouze kultury) virus japonské encefalitidy (pouze kultury) virus Junin /argentinská hemoragická horečka/ virus horečky Kyasanurského lesa /indická klíšťová horečka/ virus horečky Lassa virus Machupo /bolivijská hemoragická horečka/ virus Marburg virus opičích neštovic <i>Mycobacterium tuberculosis</i> (pouze kultury) <sup>a</sup> virus Nipah virus omské hemoragické horečky virus poiomyelitidy /dětské obrny/ (pouze kultury) virus vztekliny /Rabies virus/ (pouze kultury) <i>Rickettsia prowazekii</i> (pouze kultury) <i>Rickettsia rickettsii</i> (pouze kultury) virus horečky Rift / Rift Valley/ (pouze kultury) virus ruské jaro-letní encefalitidy (pouze kultury) virus Sabia <i>Shigella dysenteriae</i> typ 1 (pouze kultury) <sup>a</sup> virus klíšťové encefalitidy (pouze kultury) virus pravých neštovic /Variola/ virus venezuelské koňské encefalomyelitidy (pouze kultury) virus západní nilské /západonilské/ encefalomyelitidy (pouze kultury) virus žluté zimnice (pouze kultury) <i>Yersinia pestis</i> (pouze kultury)

JMENOVITÉ PŘÍKLADY INFEKČNÍCH LÁTEK ZAHRNUTÝCH DO KATEGORIE A V JAKÉKOLI FORMĚ, NENÍ-LI PŘÍMO UVEDENO JINAK (2.2.62.1.4.1)	
UN číslo a pojmenování	Mikroorganismus
UN 2900 Infekční látky nebezpečné jen pro zvířata	virus afrického moru prasat (pouze kultury) ptačí paramyxovirus typ 1 – Velogenový virus newcastleské choroby drůbeže (pouze kultury) virus klasického moru prasat (pouze kultury) virus slintavky a kulhavky (pouze kultury) virus nodulární dermatitidy skotu (pouze kultury) <i>Mycoplasma mycoides</i> – infekční hovězí pleuropneumonie (pouze kultury) virus moru malých přežvýkavců (pouze kultury) virus dobytčího moru (pouze kultury) virus ovčích neštovic (pouze kultury) virus kozích neštovic (pouze kultury) virus vezikulární stomatitidy prasat (pouze kultury) virus vezikulární stomatitidy (pouze kultury)

<sup>a</sup> Jsou-li kultury určeny pro diagnostické nebo klinické účely, mohou být zařazeny jako infekční látky kategorie B.

2.2.62.1.4.2 Kategorie B: Infekční látka, která nesplňuje kritéria pro zařazení do kategorie A. Infekční látky v kategorii B musí být přiřazeny k UN číslu 3373.

**POZNÁMKA:** *Oficiální pojmenování pro přepravu UN čísla 3373 je „LÁTKY BIOLOGICKÉ, KATEGORIE B“.*

2.2.62.1.5 *Vynětí z platnosti*

2.2.62.1.5.1 Látky, které neobsahují infekční látky, nebo látky, u nichž není pravděpodobné, že způsobí nemoc u lidí nebo zvířat, nepodléhají ustanovením ADN, ledaže splňují kritéria pro zařazení do jiné třídy.

2.2.62.1.5.2 Látky obsahující mikroorganismy, které jsou nepatogenní vůči lidem nebo zvířatům, nepodléhají ustanovením ADN, ledaže splňují kritéria pro zařazení do jiné třídy.

2.2.62.1.5.3 Látky v takové formě, že všichni přítomní původci nemoci byli neutralizováni nebo deaktivováni, takže už nepředstavují zdravotní riziko, nepodléhají ustanovením ADN, ledaže splňují kritéria pro zařazení do jiné třídy.

**POZNÁMKA:** *Lékařské vybavení, které bylo zbaveno volné kapaliny, je považováno za splňující požadavky tohoto odstavce a nepodléhá ustanovením ADN.*

2.2.62.1.5.4 Látky, u nichž je koncentrace původců nemocí na stejné úrovni jako v přírodě (včetně vzorků potravin a vody) a které nejsou považovány za látky představující významné riziko infekce, nepodléhají ustanovením ADN, ledaže splňují kritéria pro zařazení do jiné třídy.

2.2.62.1.5.5 Suché krevní skvrny, získané odkápnutím krve na absorpční materiál, nepodléhají ustanovením ADN

2.2.62.1.5.6 Vzorky pro test okultního krvácení do stolice nepodléhají ustanovením ADN.

2.2.62.1.5.7 Krev nebo krevní složky, které byly shromážděny pro účely transfúze nebo pro přípravu krevních produktů k použití pro transfúze nebo transplantace a jakékoli tkáň nebo orgány určené k použití při transplantacích, jakož i vzorky odebrané ve spojení s takovými účely, nepodléhají ustanovením ADN.

2.2.62.1.5.8 Lidské nebo zvířecí vzorky, u nichž je minimální pravděpodobnost, že jsou v nich přítomni původci nemocí, nepodléhají ustanovením ADN, jsou-li vzorky přepravovány v obalu, který zabrání jakémukoli úniku a který je označen slovy „VYJMUTÝ LIDSKÝ VZOREK“ nebo „VYJMUTÝ ZVÍŘECÍ VZOREK“.

Obal je považován za obal vyhovující výše uvedeným požadavkům, jestliže splňuje následující podmínky:

(a) Obal sestává ze tří částí:

(i) jedné nebo více těsných primárních nádob;

- (ii) těsného sekundárního obalu; a
- (iii) vnějšího obalu přiměřené pevnosti vzhledem k jeho vnitřnímu objemu, hmotnosti a zamýšlenému použití s alespoň jedním povrchem o rozměrech nejméně 100 x 100 mm;
- (b) Pro kapaliny musí být mezi primární nádobu(y) a sekundární obal vložen savý materiál v dostatečném množství, aby pohltil celý obsah tak, aby během přepravy žádný únik kapalné látky nezasáhl vnější obal a neporušil celistvost vycpávkového materiálu;
- (c) Je-li více křehkých primárních nádob vloženo do jednoho sekundárního obalu, musí být buď jednotlivě zabaleny, nebo navzájem odděleny, aby se zamezilo jejich vzájemnému dotyku.

**POZNÁMKA 1:** *K určení, zda je látka vyňata podle tohoto odstavce, se vyžaduje odborné posouzení. Toto posouzení by mělo být založeno na předchozích lékařských případech, příznacích a individuálních okolnostech zdroje, lidského nebo zvířecího, a na endemických místních podmínkách. Příklady vzorků, které mohou být přepravovány podle tohoto odstavce zahrnují:*

- vzorky krve nebo moči ke zjištění hladiny cholesterolu, hladiny cukru, hladiny hormonů nebo prostatických specifických protilátek (PSA);
- vzorky vyžadované k ověření funkce orgánů, jako srdce, jater nebo ledvin, u lidí nebo zvířat s neinfekčními chorobami, nebo pro terapeutickou kontrolu léků;
- vzorky odebrané na žádost pojišťovacích společností nebo zaměstnavatelů ke zjištění přítomnosti drog nebo alkoholu;
- vzorky odebrané pro těhotenské testy;
- biopsie ke zjištění rakoviny; a
- zjišťování protilátek u lidí nebo zvířat, pokud není žádná obava z infekce (např. vyhodnocení imunity vyvolané vakcínou, diagnostikování autoimunní nemoci atd.

**POZNÁMKA 2:** *Pro leteckou dopravu musí obaly pro vzorky vyňaté podle tohoto odstavce splňovat podmínky uvedené pod písmeny (a) až (c).*

#### 2.2.62.1.5.9

S výjimkou:

- (a) medicínského odpadu (UN 3291);
- (b) lékařských přístrojů nebo zařízení kontaminovaných nebo obsahujících infekční látky kategorie A (UN 2814 nebo UN 2900); a
- (c) lékařských přístrojů nebo zařízení kontaminovaných nebo obsahujících jiné nebezpečné látky, které vyhovují definici jiné třídy, lékařské přístroje nebo zařízení potenciálně kontaminované nebo obsahující infekční látky, které jsou přepravovány k desinfekci, čištění, sterilizaci, opravě nebo k ocenění zařízení nepodléhají jiným ustanovením ADN, než jsou ustanovení tohoto odstavce, jsou-li zabaleny do obalů konstruovaných a vyrobených takovým způsobem, že za normálních podmínek přepravy nemohou prasknout, být propíchnuty nebo propouštět svůj obsah. Obaly musí být konstruovány tak, aby splnily konstrukční požadavky uvedené v 6.1.4 nebo 6.6.4 ADR.

Tyto obaly musí splňovat všeobecná ustanovení pro balení v 4.1.1.1 a 4.1.1.2 ADR a být schopny zadržet lékařské přístroje a zařízení při pádu z výšky 1,2 m.

Obaly musí být označeny nápisem „POUŽITÝ LÉKAŘSKÝ PŘÍSTROJ“ nebo „POUŽITÉ LÉKAŘSKÉ ZARÍZENÍ“. Při použití přepravních obalových souborů musí být tyto soubory označeny stejným způsobem, kromě případů, kdy nápis zůstává viditelným.

#### 2.2.62.1.6-

#### 2.2.62.1.8

(Vyhrazeno)

#### 2.2.62.1.9

*Biologické produkty*

Pro účely ADN se biologické produkty dělí do následujících skupin:

- (a) Produkty, které jsou vyrobeny a zabaleny v souladu s předpisy příslušných národních orgánů a jsou přepravovány za účelem jejich konečného zabalení nebo distribuce a k použití pro léčebné účely lékaři nebo jednotlivci. Látky této skupiny nepodléhají ustanovením ADN;
- (b) Produkty, které nespadají pod písmeno (a) a o kterých je známo nebo se o nich důvodně předpokládá, že obsahují infekční látky, a které splňují kritéria pro zařazení do kategorie A nebo kategorie B. Látky v této skupině se musí přiřadit k UN číslu 2814, 2900 nebo popřípadě 3373.

**POZNÁMKA:** U některých biologických produktů schválených pro uvedení na trh může biologické nebezpečí hrozit jen v určitých částech světa. V tomto případě mohou příslušné orgány požadovat, aby tyto biologické produkty vyhovovaly místním předpisům pro infekční látky nebo mohou uložit jiná omezení.

2.2.62.1.10 *Geneticky změněné mikroorganismy a organismy*

Geneticky změněné mikroorganismy, které neodpovídají definici infekční látky, musí být zařazeny podle oddílu 2.2.9.

2.2.62.1.11 *Medicínské nebo klinické odpady*

2.2.62.1.11.1 Medicínské nebo klinické odpady obsahující infekční látky kategorie A musí být přiřazeny k UN číslu 2814, nebo popřípadě k UN číslu 2900. Medicínské nebo klinické odpady obsahující infekční látky v kategorii B, musí být přiřazeny k UN číslu 3291.

**POZNÁMKA:** Medicínské nebo klinické odpady přiřazené k číslu 18 01 03 (Odpady z lékařské nebo veterinární zdravotní péče a/nebo s ní spojeného výzkumu – odpady z porodnic, diagnostiky, léčení nebo prevence nemocí u lidí – odpady, jejichž sběr a likvidace podléhá zvláštním požadavkům vzhledem k prevenci infekce) nebo 18 02 02 (Odpady z lékařské nebo veterinární zdravotní péče a/nebo s ní spojeného výzkumu – odpady z výzkumu, diagnostiky, léčení nebo prevence nemocí u zvířat – odpady, jejichž sběr a likvidace podléhá zvláštním požadavkům vzhledem k prevenci infekce) podle seznamu odpadů přiloženého k Rozhodnutí Komise 2000/532/ES<sup>4</sup>, se změnami, musí být zařazeny podle ustanovení uvedených v tomto odstavci, na základě lékařské nebo veterinární diagnózy týkající se pacienta nebo zvířete.

2.2.62.1.11.2 Medicínské nebo klinické odpady, u nichž je možno důvodně předpokládat malou pravděpodobnost, že obsahují infekční látky, musí být přiřazeny k UN číslu 3291. Pro přiřazení se mohou vzít v úvahu mezinárodní, regionální nebo vnitrostátní katalogy odpadů.

**POZNÁMKA 1:** Oficiální pojmenování pro přepravu UN čísla 3291 je „ODPAD KLINICKÝ, NESPECIFIKOVANÝ, J.N.“ nebo „ODPAD (BIO)MEDICÍNSKÝ, J.N.“ nebo „ODPAD MEDICÍNSKÝ REGULOVANÝ, J.N.“.

**POZNÁMKA 2:** Bez ohledu na výše uvedená klasifikační kritéria nepodléhají ustanovením ADR medicínské nebo klinické odpady přiřazené k číslu 18 01 04 (Odpady z lékařské nebo veterinární zdravotní péče a/nebo s ní spojeného výzkumu – odpady z porodnic, diagnostiky, léčení nebo prevence nemocí u lidí – odpady, jejichž sběr a likvidace nepodléhá zvláštním požadavkům vzhledem k prevenci infekce) nebo 18 02 03 (Odpady z lékařské nebo veterinární zdravotní péče a/nebo s ní spojeného výzkumu – odpady z výzkumu, diagnostiky, léčení nebo prevence nemocí u zvířat – odpady, jejichž sběr a likvidace nepodléhá zvláštním požadavkům vzhledem k prevenci infekce) podle seznamu odpadů přiloženého k Rozhodnutí Komise 2000/532/ES<sup>4</sup>, se změnami, nejsou předmětem ustanovení ADN.

2.2.62.1.11.3 Dekontaminované medicínské nebo klinické odpady, které dříve obsahovaly infekční látky, nepodléhají ustanovením ADN, ledaže splňují kritéria pro zařazení do jiné třídy.

2.2.62.1.11.4 Medicínské nebo klinické odpady přiřazené k UN číslu 3291 jsou přiřazeny k obalové skupině II.

2.2.62.1.12 *Infikovaná zvířata*

2.2.62.1.12.1 Živá zvířata smějí být použita k zaslání infekční látky, jen pokud nemůže být zaslána nějakým jiným způsobem. Živá zvířata, která byla záměrně infikována a je známo nebo je podezření, že obsahují infekční látku, smějí být přepravována jen za podmínek schválených příslušným orgánem.

**POZNÁMKA:** Schválení příslušných orgánů musí být vydávána na základě platných pravidel pro přepravu živých zvířat s přihlédnutím k aspektům nebezpečných věcí. Orgány, které jsou příslušné ke stanovování těchto podmínek a pravidel pro schvalování musí být egmentovány na národní úrovni.

<sup>4</sup> Rozhodnutí Komise 2000/532/ES z 3. května 2000 nahrazující Rozhodnutí 94/3/ES zavádějící seznam odpadů k provádění článku 1(a) Směrnice Rady 75/442/EHS o odpadech nahrazena Směrnicí 2006/12/ES Evropského parlamentu a Rady (Úřední věstník Evropského společenství č. L 114 z 27. dubna 2006, strana 9) a Rozhodnutí Rady 94/904/ES zavádějící seznam nebezpečných odpadů k provádění článku 1(4) Směrnice Rady 91/689/EHS o nebezpečných odpadech (Úřední věstník Evropských společenství č. L 226 z 6.9.2000, strana 3).

*Není-li k dispozici schválení vydané příslušným orgánem smluvní strany ADN, smí příslušný orgán smluvní strany ADN uznat schválení vydané příslušným orgánem země, která není smluvní stranou ADN.*

*Pravidla pro přepravu živých zvířat jsou obsažena např. v nařízení Rady (ES) č. 1/2005 z 22. prosince 2004 o ochraně zvířat během přepravy (Úřední věstník Evropské unie č. L3 z 5. ledna 2005) se změnami.*

2.2.62.1.12.2 (Vypuštěno)

#### **2.2.62.2 Látky nepřipuštěné k přepravě**

Živí obratlovci nebo bezobratlá zvířata nesmějí být použiti(a) k tomu, aby přepravovali(a) infekční látku, ledaže by tato látka nemohla být přepravena jiným způsobem nebo ledaže by tato přeprava byla schválena příslušným orgánem (viz 2.2.62.1.12.1).

#### **2.2.62.3. Seznam hromadných položek**

##### **Infekční látky**

<b>nebezpečné pro lidi</b>	<b>I1</b>	2814	LÁTKA INFEKČNÍ, NEBEZPEČNÁ PRO LIDI
<b>Infekční látky nebezpečné jen pro zvířata</b>	<b>I2</b>	2900	LÁTKA INFEKČNÍ, NEBEZPEČNÁ pouze PRO ZVÍŘATA
<b>Klinické odpady</b>	<b>I3</b>	3291	ODPAD KLINICKÝ, NESPECIFIKOVANÝ, J.N. nebo
		3291	ODPAD (BIO)MEDICÍNSKÝ, J.N. nebo
		3291	ODPAD MEDICÍNSKÝ REGULOVANÝ, J.N.
<b>Diagnostické vzorky</b>	<b>I4</b>	3373	LÁTKY BIOLOGICKÉ, KATEGORIE B

**2.2.7 Třída 7: Radioaktivní látky****2.2.7.1 Definice**

2.2.7.1.1 *Radioaktivní látky* jsou jakékoliv látky obsahující radionuklidy, ve kterých jak hmotnostní aktivita, tak i celková aktivita v zásilce převyšuje hodnoty uvedené v bodech 2.2.7.2.2.1 a 2.2.7.2.2.6.

**2.2.7.1.2 Kontaminace**

*Kontaminace* – přítomnost radioaktivní látky na povrchu v množstvích větších než 0,4 Bq/cm<sup>2</sup> pro beta a gama zářiče a nízkotoxické alfa zářiče, nebo 0,04 Bq/cm<sup>2</sup> pro všechny ostatní alfa zářiče.

*Nefixovaná kontaminace* – kontaminace, která může být odstraněna z povrchu za běžných podmínek během přepravy.

*Fixovaná kontaminace* – jakákoliv jiná kontaminace než nefixovaná kontaminace.

**2.2.7.1.3 Definice specifických termínů*****A<sub>1</sub> a A<sub>2</sub>***

*A<sub>1</sub>* – je hodnota aktivity radioaktivních látek zvláštní formy uvedená v tabulce 2.2.7.2.2.1 nebo odvozená podle 2.2.7.2.2.2, která se používá pro určení mezních hodnot aktivity pro účely předpisů ADN.

*A<sub>2</sub>* – je hodnota aktivity radioaktivních látek, jiných než jsou radioaktivní látky zvláštní formy, která je uvedena v tabulce 2.2.7.2.2.1 nebo odvozena podle pododdílu 2.2.7.2.2.2 a která se používá pro určení mezních hodnot aktivity pro účely předpisů ADN.

*Látka s nízkou specifickou aktivitou (LSA)* - je radioaktivní látka, která má ze své povahy omezenou specifickou aktivitu nebo radioaktivní látka, pro kterou platí mezní hodnoty odhadované střední specifické aktivity. Při stanovení odhadované střední specifické aktivity se neberou v úvahu vnější stínící materiály obklopující LSA.

*Neozářené thorium* – thorium, které obsahuje nejvýše 10<sup>-7</sup> g uranu-233 na gram thoria-232,

*Neozářený uran* – uran, který obsahuje nejvýše 2x10<sup>3</sup> Bq plutonia na gram uranu-235, nejvýše 9x10<sup>6</sup> Bq štěpných produktů na gram uranu-235 a nejvýše 5x10<sup>-3</sup> g uranu-236 na gram uranu-235.

*Nízkodisperzní radioaktivní látka* je buď tuhá radioaktivní látka, nebo tuhá radioaktivní látka v uzavřené kapsli, která má omezenou schopnost se rozptýlovat a není v práškovité formě.

*Nízkotoxické alfa zářiče* jsou: přírodní uran, ochuzený uran, přírodní thorium, uran-235 nebo uran-238, thorium-232, thorium-228 a thorium-230, jsou-li tyto obsaženy v rudách nebo fyzikálních nebo chemických koncentrátech, nebo alfa zářiče s poločasem rozpadu kratším než 10 dní.

*Povrchově kontaminovaný předmět (SCO)* - tuhý předmět, který sám není radioaktivní, ale na jehož povrchu je rozptýlena radioaktivní látka.

*Radioaktivní látka zvláštní formy* – je

- a) nerozptýlitelná tuhá radioaktivní látka; nebo
- b) těsně uzavřené pouzdro, obsahující radioaktivní látku.

*Specifická aktivita radionuklidu – aktivita* radionuklidu vztažená na jednotku hmotnosti tohoto nuklidu. Specifická aktivita látky je aktivita vztažená na jednotku hmotnosti této látky, ve které je radionuklid v podstatě rovnoměrně rozptýlen.

*Štěpné nuklidy* jsou uran-233, uran-235, plutonium-239 a plutonium-241. Štěpné látky jsou látky obsahující kterýkoli z těchto štěpných nuklidů. Vyjmuty z definice štěpných látek jsou následující:

- a) neozářený přírodní uran nebo neozářený ochuzený uran;
- b) přírodní uran nebo ochuzený uran, které byly ozářeny výhradně v tepelných reaktorech;
- c) materiál se štěpnými nuklidy o celkové hmotnosti menší než 0.25 g;



d) libovolná kombinace (a), (b) a/nebo (c).

Tyto výjimky jsou platné pouze tehdy, jestliže žádný další materiál se štěpnými nuklidy není obsažen v kusu, nebo v zásilce, je-li přepravován nebalený.

*Uranem – přírodním, ochuzeným, obohaceným* se rozumí:

*Přírodní uran* je uran (včetně chemicky separovaného), ve kterém se vyskytují izotopy uranu (v množství cca 99,28 % hmot. uranu-238, a cca 0,72 % hmot. uranu-235).

*Ochuzený uran* s menším hmotnostním podílem uranu-235 než má přírodní uran;

*Obohacený uran* s vyšším hmotnostním podílem uranu-235 než 0,72 % hmot.

Ve všech případech se vyskytuje nepatrný hmotnostní podíl uranu-234.

## 2.2.7.2 Klasifikace

### 2.2.7.2.1 Všeobecné předpisy

2.2.7.2.1.1 Radioaktivní látky musí být přiřazeny k jednomu z UN čísel specifikovanému v tabulce 2.2.7.2.1.1, v souladu s 2.2.7.2.4 a 2.2.7.2.5, s přihlédnutím k materiálovým charakteristikám stanoveným v 2.2.7.2.3.“.

**Tabulka 2.2.7.2.1.1 Přiřazení UN čísel**

UN číslo	Pojmenování a popis <sup>a</sup>
<b>Vyjmuté kusy (1.7.1.5)</b>	
UN 2908	LÁTKA RADIOAKTIVNÍ, VYJMUTÝ KUS – PRAZDNÝ OBAL
UN 2909	LÁTKA RADIOAKTIVNÍ, VYJMUTÝ KUS – VÝROBKY Z PŘÍRODNÍHO URANU nebo OCHUZENÉHO URANU nebo PŘÍRODNÍHO THORIA
UN 2910	LÁTKA RADIOAKTIVNÍ, VYJMUTÝ KUS – OMEZENÁ MNOŽSTVÍ
UN 2911	LÁTKA RADIOAKTIVNÍ, VYJMUTÝ KUS – PŘÍSTROJE nebo VÝROBKY
UN 3507	LÁTKA RADIOAKTIVNÍ, VYJMUTÝ KUS, HEXAFLUORID URANU, MÉNĚ NEŽ 0.1 KG NA KUS, JINÁ NEŽ ŠTĚPNÁ NEBO VYJMUTÁ ŠTĚPNÁ <sup>b, c</sup>
<b>Látky s nízkou hmotnostní aktivitou (2.2.7.2.3.1)</b>	
UN 2912	LÁTKA RADIOAKTIVNÍ, S NÍZKOU SPECIFICKOU HMOTNOSTNÍ AKTIVITOU (LSA-I) jiná než štěpná nebo vyjmutá štěpná <sup>b</sup>
UN 3321	LÁTKA RADIOAKTIVNÍ, S NÍZKOU SPECIFICKOU AKTIVITOU (LSA-II), jiná než štěpná nebo vyjmutá štěpná <sup>b</sup>
UN 3322	LÁTKA RADIOAKTIVNÍ, S NÍZKOU SPECIFICKOU AKTIVITOU (LSA-III), jiná než štěpná nebo vyjmutá štěpná <sup>b</sup>
UN 3324	LÁTKA RADIOAKTIVNÍ, S NÍZKOU SPECIFICKOU AKTIVITOU (LSA-II), ŠTĚPNÁ
UN 3325	LÁTKA RADIOAKTIVNÍ, S NÍZKOU SPECIFICKOU AKTIVITOU (LSA-III), ŠTĚPNÁ
<b>Povrchově kontaminované předměty (2.2.7.2.3.2)</b>	
UN 2913	LÁTKA, RADIOAKTIVNÍ – POVRCHOVĚ KONTAMINOVANÉ PŘEDMĚTY (SCO-I nebo SCO-II), jiné než štěpné nebo vyjmuté štěpné <sup>b</sup>
UN 3326	RADIOAKTIVNÍ LÁTKA, POVRCHOVĚ KONTAMINOVANÉ PŘEDMĚTY (SCO-I nebo SCO-II), ŠTĚPNÉ
<b>Zásilky typu A (2.2.7.2.4.4)</b>	
UN 2915	LÁTKA RADIOAKTIVNÍ, KUS TYPU A jiná než zvláštní formy, jiná než štěpná nebo vyjmutá štěpná <sup>b</sup>
UN 3327	LÁTKA RADIOAKTIVNÍ, KUS TYPU A, ŠTĚPNÁ, jiná než zvláštní formy
UN 3332	LÁTKA RADIOAKTIVNÍ, KUS TYPU A, ZVLÁŠTNÍ FORMY, jiná než štěpná nebo vyjmutá štěpná <sup>b</sup>
UN 3333	LÁTKA RADIOAKTIVNÍ, KUS TYPU A, ZVLÁŠTNÍ FORMY, ŠTĚPNÁ
<b>Zásilky typu B(U) (2.2.7.2.4.6)</b>	
UN 2916	LÁTKA RADIOAKTIVNÍ, KUS TYPU B (U), jiná než štěpná nebo vyjmutá štěpná <sup>b</sup>
UN 3328	LÁTKA RADIOAKTIVNÍ, KUS TYPU B (U), ŠTĚPNÁ

<b>Zásilky typu B(M) (2.2.7.2.4.6)</b>	
UN 2917	LÁTKA RADIOAKTIVNÍ, KUS TYPU B (M), jiná než štěpná nebo vyjmutá štěpná <sup>b</sup>
UN 3329	LÁTKA RADIOAKTIVNÍ, KUS TYPU B (M), ŠTĚPNÁ
<b>Zásilky typu C (2.2.7.2.4.6)</b>	
UN 3323	LÁTKA RADIOAKTIVNÍ, KUS TYPU C, jiná než štěpná nebo vyjmutá štěpná <sup>b</sup>
UN 3330	LÁTKA RADIOAKTIVNÍ, KUS TYPU C, ŠTĚPNÁ
<b>Zvláštní podmínky (2.2.7.2.5)</b>	
UN 2919	LÁTKA RADIOAKTIVNÍ, PŘEPRAVOVANÁ ZA ZVLÁŠTNÍCH PODMÍNEK, jiná než štěpná nebo vyjmutá štěpná <sup>b</sup>
UN 3331	LÁTKA RADIOAKTIVNÍ, PŘEPRAVOVANÁ ZA ZVLÁŠTNÍCH PODMÍNEK, ŠTĚPNÁ
<b>Hexafluorid uranu (2.2.7.2.4.5)</b>	
UN 2977	LÁTKA RADIOAKTIVNÍ, HEXAFLUORID URANU, ŠTĚPNÁ
UN 2978	LÁTKA RADIOAKTIVNÍ, HEXAFLUORID URANU, jiná než štěpná nebo vyjmutá štěpná <sup>b</sup>
UN 3507	LÁTKA RADIOAKTIVNÍ, VYJMUTÝ KUS, HEXAFLUORID URANU, MÉNĚ NEŽ 0.1 KG NA KUS, JINÁ NEŽ ŠTĚPNÁ NEBO VYJMUTÁ ŠTĚPNÁ <sup>b, c</sup>

<sup>a</sup> *Pojmenování pro přepravu lze nalézt ve sloupci „Pojmenování a popis“ a je omezeno na část napsanou velkými písmeny. V položkách pro UN 2909, UN 2911, UN 2913 a UN 3326, kde jsou alternativní oficiální pojmenování pro přepravu oddělena slovem „nebo“, musí být použita jen platná oficiální pojmenování pro přepravu.*

<sup>b</sup> *Pojem „vyjmutá štěpná“ se vztahuje pouze na látku vyjmutou podle 2.2.7.2.3.5.*

<sup>c</sup> *Pro UN 3507, viz též zvláštní ustanovení 369 v kapitole 3.3.*

#### 2.2.7.2.2 Určení základních hodnot radionuklidů

2.2.7.2.2.1 V tabulce 2.2.7.2.2.1 jsou uvedeny následující základní hodnoty pro jednotlivé radionuklidy:

- (a) A1 a A2 v TBq;
- (b) mezní hodnoty koncentrace aktivity pro vyjmuté látky v Bq/g; a
- (c) mezní hodnoty aktivity pro vyjmuté zásilky v Bq.

Tabulka 2.2.7.2.2.1: Základní hodnoty aktivity jednotlivých radionuklidů

Radionuklid (atomové číslo)	A <sub>1</sub> (TBq)	A <sub>2</sub> (TBq)	Mezní hodnoty koncentrace aktivity pro vyjmuté látky (Bq/g)	Mezní hodnota aktivity pro vyjmuté zásilky (Bq)
Aktinium (89)				
Ac-225 (a)	$8 \times 10^{-1}$	$6 \times 10^{-3}$	$1 \times 10^1$	$1 \times 10^4$
Ac-227 (a)	$9 \times 10^{-1}$	$9 \times 10^{-5}$	$1 \times 10^{-1}$	$1 \times 10^3$
Ac-228	$6 \times 10^{-1}$	$5 \times 10^{-1}$	$1 \times 10^1$	$1 \times 10^6$
Stříbro (47)				
Ag-105	$2 \times 10^0$	$2 \times 10^0$	$1 \times 10^2$	$1 \times 10^6$
Ag-108m (a)	$7 \times 10^{-1}$	$7 \times 10^{-1}$	$1 \times 10^1$ (b)	$1 \times 10^6$ (b)
Ag-110m (a)	$4 \times 10^{-1}$	$4 \times 10^{-1}$	$1 \times 10^1$	$1 \times 10^6$
Ag-111	$2 \times 10^0$	$6 \times 10^{-1}$	$1 \times 10^3$	$1 \times 10^6$
Hliník (13)				
Al-26	$1 \times 10^{-1}$	$1 \times 10^{-1}$	$1 \times 10^1$	$1 \times 10^5$
Americium (95)				
Am-241	$1 \times 10^1$	$1 \times 10^{-3}$	$1 \times 10^0$	$1 \times 10^4$
Am-242m (a)	$1 \times 10^1$	$1 \times 10^{-3}$	$1 \times 10^0$ (b)	$1 \times 10^4$ (b)
Am-243 (a)	$5 \times 10^0$	$1 \times 10^{-3}$	$1 \times 10^0$ (b)	$1 \times 10^3$ (b)
Argon (18)				
Ar-37	$4 \times 10^1$	$4 \times 10^1$	$1 \times 10^6$	$1 \times 10^8$
Ar-39	$4 \times 10^1$	$2 \times 10^1$	$1 \times 10^7$	$1 \times 10^4$
Ar-41	$3 \times 10^{-1}$	$3 \times 10^{-1}$	$1 \times 10^2$	$1 \times 10^9$
Arzen (33)				
As-72	$3 \times 10^{-1}$	$3 \times 10^{-1}$	$1 \times 10^1$	$1 \times 10^5$
As-73	$4 \times 10^1$	$4 \times 10^1$	$1 \times 10^3$	$1 \times 10^7$
As-74	$1 \times 10^0$	$9 \times 10^{-1}$	$1 \times 10^1$	$1 \times 10^6$
As-76	$3 \times 10^{-1}$	$3 \times 10^{-1}$	$1 \times 10^2$	$1 \times 10^5$
As-77	$2 \times 10^1$	$7 \times 10^{-1}$	$1 \times 10^3$	$1 \times 10^6$
Astat (85)				
At-211 (a)	$2 \times 10^1$	$5 \times 10^{-1}$	$1 \times 10^3$	$1 \times 10^7$
Zlato (79)				
Au-193	$7 \times 10^0$	$2 \times 10^0$	$1 \times 10^2$	$1 \times 10^7$
Au-194	$1 \times 10^0$	$1 \times 10^0$	$1 \times 10^1$	$1 \times 10^6$
Au-195	$1 \times 10^1$	$6 \times 10^0$	$1 \times 10^2$	$1 \times 10^7$
Au-198	$1 \times 10^0$	$6 \times 10^{-1}$	$1 \times 10^2$	$1 \times 10^6$
Au-199	$1 \times 10^1$	$6 \times 10^{-1}$	$1 \times 10^2$	$1 \times 10^6$
Baryum (56)				
Ba-131 (a)	$2 \times 10^0$	$2 \times 10^0$	$1 \times 10^2$	$1 \times 10^6$
Ba-133	$3 \times 10^0$	$3 \times 10^0$	$1 \times 10^2$	$1 \times 10^6$
Ba-133m	$2 \times 10^1$	$6 \times 10^{-1}$	$1 \times 10^2$	$1 \times 10^6$
Ba-140 (a)	$5 \times 10^{-1}$	$3 \times 10^{-1}$	$1 \times 10^1$ (b)	$1 \times 10^5$ (b)
Berylium (4)				
Be-7	$2 \times 10^1$	$2 \times 10^1$	$1 \times 10^3$	$1 \times 10^7$
Be-10	$4 \times 10^1$	$6 \times 10^{-1}$	$1 \times 10^4$	$1 \times 10^6$
Bizmut (83)				
Bi-205	$7 \times 10^{-1}$	$7 \times 10^{-1}$	$1 \times 10^1$	$1 \times 10^6$
Bi-206	$3 \times 10^{-1}$	$3 \times 10^{-1}$	$1 \times 10^1$	$1 \times 10^5$
Bi-207	$7 \times 10^{-1}$	$7 \times 10^{-1}$	$1 \times 10^1$	$1 \times 10^6$
Bi-210	$1 \times 10^0$	$6 \times 10^{-1}$	$1 \times 10^3$	$1 \times 10^6$
Bi-210m (a)	$6 \times 10^{-1}$	$2 \times 10^{-2}$	$1 \times 10^1$	$1 \times 10^5$
Bi-212 (a)	$7 \times 10^{-1}$	$6 \times 10^{-1}$	$1 \times 10^1$ (b)	$1 \times 10^5$ (b)
Berkelium (97)				
Bk-247	$8 \times 10^0$	$8 \times 10^{-4}$	$1 \times 10^0$	$1 \times 10^4$
Bk-249 (a)	$4 \times 10^1$	$3 \times 10^{-1}$	$1 \times 10^3$	$1 \times 10^6$
Brom (35)				
Br-76	$4 \times 10^{-1}$	$4 \times 10^{-1}$	$1 \times 10^1$	$1 \times 10^5$
Br-77	$3 \times 10^0$	$3 \times 10^0$	$1 \times 10^2$	$1 \times 10^6$
Br-82	$4 \times 10^{-1}$	$4 \times 10^{-1}$	$1 \times 10^1$	$1 \times 10^6$
Uhlík (6)				

Radionuklid (atomové číslo)	A <sub>1</sub> (TBq)	A <sub>2</sub> (TBq)	Mezní hodnoty koncentrace aktivity pro vyjmuté látky (Bq/g)	Mezní hodnota aktivity pro vyjmuté zásilky (Bq)
C-11	$1 \times 10^0$	$6 \times 10^{-1}$	$1 \times 10^1$	$1 \times 10^6$
C-14	$4 \times 10^1$	$3 \times 10^0$	$1 \times 10^4$	$1 \times 10^7$
Vápník (20)				
Ca-41	neomezeno	neomezeno	$1 \times 10^5$	$1 \times 10^7$
Ca-45	$4 \times 10^1$	$1 \times 10^0$	$1 \times 10^4$	$1 \times 10^7$
Ca-47 (a)	$3 \times 10^0$	$3 \times 10^{-1}$	$1 \times 10^1$	$1 \times 10^6$
Kadmium (48)				
Cd-109	$3 \times 10^1$	$2 \times 10^0$	$1 \times 10^4$	$1 \times 10^6$
Cd-113m	$4 \times 10^1$	$5 \times 10^{-1}$	$1 \times 10^3$	$1 \times 10^6$
Cd-115 (a)	$3 \times 10^0$	$4 \times 10^{-1}$	$1 \times 10^2$	$1 \times 10^6$
Cd-115m	$5 \times 10^{-1}$	$5 \times 10^{-1}$	$1 \times 10^3$	$1 \times 10^6$
Cer (58)				
Ce-139	$7 \times 10^0$	$2 \times 10^0$	$1 \times 10^2$	$1 \times 10^6$
Ce-141	$2 \times 10^1$	$6 \times 10^{-1}$	$1 \times 10^2$	$1 \times 10^7$
Ce-143	$9 \times 10^{-1}$	$6 \times 10^{-1}$	$1 \times 10^2$	$1 \times 10^6$
Ce-144 (a)	$2 \times 10^{-1}$	$2 \times 10^{-1}$	$1 \times 10^2$ (b)	$1 \times 10^5$ (b)
Kalifornium (98)				
Cf-248	$4 \times 10^1$	$6 \times 10^{-3}$	$1 \times 10^1$	$1 \times 10^4$
Cf-249	$3 \times 10^0$	$8 \times 10^{-4}$	$1 \times 10^0$	$1 \times 10^3$
Cf-250	$2 \times 10^1$	$2 \times 10^{-3}$	$1 \times 10^1$	$1 \times 10^4$
Cf-251	$7 \times 10^0$	$7 \times 10^{-4}$	$1 \times 10^0$	$1 \times 10^3$
Cf-252	$1 \times 10^{-1}$	$3 \times 10^{-3}$	$1 \times 10^1$	$1 \times 10^4$
Cf-253 (a)	$4 \times 10^1$	$4 \times 10^{-2}$	$1 \times 10^2$	$1 \times 10^5$
Cf-254	$1 \times 10^{-3}$	$1 \times 10^{-3}$	$1 \times 10^0$	$1 \times 10^3$
Chlor (17)				
Cl-36	$1 \times 10^1$	$6 \times 10^{-1}$	$1 \times 10^4$	$1 \times 10^6$
Cl-38	$2 \times 10^{-1}$	$2 \times 10^{-1}$	$1 \times 10^1$	$1 \times 10^5$
Curium (96)				
Cm-240	$4 \times 10^1$	$2 \times 10^{-2}$	$1 \times 10^2$	$1 \times 10^5$
Cm-241	$2 \times 10^0$	$1 \times 10^0$	$1 \times 10^2$	$1 \times 10^6$
Cm-242	$4 \times 10^1$	$1 \times 10^{-2}$	$1 \times 10^2$	$1 \times 10^5$
Cm-243	$9 \times 10^0$	$1 \times 10^{-3}$	$1 \times 10^0$	$1 \times 10^4$
Cm-244	$2 \times 10^1$	$2 \times 10^{-3}$	$1 \times 10^1$	$1 \times 10^4$
Cm-245	$9 \times 10^0$	$9 \times 10^{-4}$	$1 \times 10^0$	$1 \times 10^3$
Cm-246	$9 \times 10^0$	$9 \times 10^{-4}$	$1 \times 10^0$	$1 \times 10^3$
Cm-247 (a)	$3 \times 10^0$	$1 \times 10^{-3}$	$1 \times 10^0$	$1 \times 10^4$
Cm-248	$2 \times 10^{-2}$	$3 \times 10^{-4}$	$1 \times 10^0$	$1 \times 10^3$
Kobalt (27)				
Co-55	$5 \times 10^{-1}$	$5 \times 10^{-1}$	$1 \times 10^1$	$1 \times 10^6$
Co-56	$3 \times 10^{-1}$	$3 \times 10^{-1}$	$1 \times 10^1$	$1 \times 10^5$
Co-57	$1 \times 10^1$	$1 \times 10^1$	$1 \times 10^2$	$1 \times 10^6$
Co-58	$1 \times 10^0$	$1 \times 10^0$	$1 \times 10^1$	$1 \times 10^6$
Co-58m	$4 \times 10^1$	$4 \times 10^1$	$1 \times 10^4$	$1 \times 10^7$
Co-60	$4 \times 10^{-1}$	$4 \times 10^{-1}$	$1 \times 10^1$	$1 \times 10^5$
Chrom(24)				
Cr-51	$3 \times 10^1$	$3 \times 10^1$	$1 \times 10^3$	$1 \times 10^7$
Cesium (55)				
Cs-129	$4 \times 10^0$	$4 \times 10^0$	$1 \times 10^2$	$1 \times 10^5$
Cs-131	$3 \times 10^1$	$3 \times 10^1$	$1 \times 10^3$	$1 \times 10^6$
Cs-132	$1 \times 10^0$	$1 \times 10^0$	$1 \times 10^1$	$1 \times 10^5$
Cs-134	$7 \times 10^{-1}$	$7 \times 10^{-1}$	$1 \times 10^1$	$1 \times 10^4$
Cs-134m	$4 \times 10^1$	$6 \times 10^{-1}$	$1 \times 10^3$	$1 \times 10^5$
Cs-135	$4 \times 10^1$	$1 \times 10^0$	$1 \times 10^4$	$1 \times 10^7$
Cs-136	$5 \times 10^{-1}$	$5 \times 10^{-1}$	$1 \times 10^1$	$1 \times 10^5$
Cs-137 (a)	$2 \times 10^0$	$6 \times 10^{-1}$	$1 \times 10^1$ (b)	$1 \times 10^4$ (b)
Měď (29)				
Cu-64	$6 \times 10^0$	$1 \times 10^0$	$1 \times 10^2$	$1 \times 10^6$
Cu-67	$1 \times 10^1$	$7 \times 10^{-1}$	$1 \times 10^2$	$1 \times 10^6$

Radionuklid (atomové číslo)	A <sub>1</sub> (TBq)	A <sub>2</sub> (TBq)	Mezní hodnoty koncentrace aktivity pro vyjmuté látky (Bq/g)	Mezní hodnota aktivity pro vyjmuté zásilky (Bq)
Dysprosium (66)				
Dy-159	$2 \times 10^1$	$2 \times 10^1$	$1 \times 10^3$	$1 \times 10^7$
Dy-165	$9 \times 10^{-1}$	$6 \times 10^{-1}$	$1 \times 10^3$	$1 \times 10^6$
Dy-166 (a)	$9 \times 10^{-1}$	$3 \times 10^{-1}$	$1 \times 10^3$	$1 \times 10^6$
Erbium (68)				
Er-169	$4 \times 10^1$	$1 \times 10^0$	$1 \times 10^4$	$1 \times 10^7$
Er-171	$8 \times 10^{-1}$	$5 \times 10^{-1}$	$1 \times 10^2$	$1 \times 10^6$
Europium (63)				
Eu-147	$2 \times 10^0$	$2 \times 10^0$	$1 \times 10^2$	$1 \times 10^6$
Eu-148	$5 \times 10^{-1}$	$5 \times 10^{-1}$	$1 \times 10^1$	$1 \times 10^6$
Eu-149	$2 \times 10^1$	$2 \times 10^1$	$1 \times 10^2$	$1 \times 10^7$
Eu-150 (krátce životné)	$2 \times 10^0$	$7 \times 10^{-1}$	$1 \times 10^3$	$1 \times 10^6$
Eu-150 (dlouho životné)	$7 \times 10^{-1}$	$7 \times 10^{-1}$	$1 \times 10^1$	$1 \times 10^6$
Eu-152	$1 \times 10^0$	$1 \times 10^0$	$1 \times 10^1$	$1 \times 10^6$
Eu-152m	$8 \times 10^{-1}$	$8 \times 10^{-1}$	$1 \times 10^2$	$1 \times 10^6$
Eu-154	$9 \times 10^{-1}$	$6 \times 10^{-1}$	$1 \times 10^1$	$1 \times 10^6$
Eu-155	$2 \times 10^1$	$3 \times 10^0$	$1 \times 10^2$	$1 \times 10^7$
Eu-156	$7 \times 10^{-1}$	$7 \times 10^{-1}$	$1 \times 10^1$	$1 \times 10^6$
Fluor (9)				
F-18	$1 \times 10^0$	$6 \times 10^{-1}$	$1 \times 10^1$	$1 \times 10^6$
Železo (26)				
Fe-52 (a)	$3 \times 10^{-1}$	$3 \times 10^{-1}$	$1 \times 10^1$	$1 \times 10^6$
Fe-55	$4 \times 10^1$	$4 \times 10^1$	$1 \times 10^4$	$1 \times 10^6$
Fe-59	$9 \times 10^{-1}$	$9 \times 10^{-1}$	$1 \times 10^1$	$1 \times 10^6$
Fe-60 (a)	$4 \times 10^1$	$2 \times 10^{-1}$	$1 \times 10^2$	$1 \times 10^5$
Galium (31)				
Ga-67	$7 \times 10^0$	$3 \times 10^0$	$1 \times 10^2$	$1 \times 10^6$
Ga-68	$5 \times 10^{-1}$	$5 \times 10^{-1}$	$1 \times 10^1$	$1 \times 10^5$
Ga-72	$4 \times 10^{-1}$	$4 \times 10^{-1}$	$1 \times 10^1$	$1 \times 10^5$
Gadolinium (64)				
Gd-146 (a)	$5 \times 10^{-1}$	$5 \times 10^{-1}$	$1 \times 10^1$	$1 \times 10^6$
Gd-148	$2 \times 10^1$	$2 \times 10^{-3}$	$1 \times 10^1$	$1 \times 10^4$
Gd-153	$1 \times 10^1$	$9 \times 10^0$	$1 \times 10^2$	$1 \times 10^7$
Gd-159	$3 \times 10^0$	$6 \times 10^{-1}$	$1 \times 10^3$	$1 \times 10^6$
Germanium (32)				
Ge-68 (a)	$5 \times 10^{-1}$	$5 \times 10^{-1}$	$1 \times 10^1$	$1 \times 10^5$
Ge-71	$4 \times 10^1$	$4 \times 10^1$	$1 \times 10^4$	$1 \times 10^8$
Ge-77	$3 \times 10^{-1}$	$3 \times 10^{-1}$	$1 \times 10^1$	$1 \times 10^5$
Hafnium (72)				
Hf-172 (a)	$6 \times 10^{-1}$	$6 \times 10^{-1}$	$1 \times 10^1$	$1 \times 10^6$
Hf-175	$3 \times 10^0$	$3 \times 10^0$	$1 \times 10^2$	$1 \times 10^6$
Hf-181	$2 \times 10^0$	$5 \times 10^{-1}$	$1 \times 10^1$	$1 \times 10^6$
Hf-182	neomezeno	neomezeno	$1 \times 10^2$	$1 \times 10^6$
Rtuť (80)				
Hg-194 (a)	$1 \times 10^0$	$1 \times 10^0$	$1 \times 10^1$	$1 \times 10^6$
Hg-195m (a)	$3 \times 10^0$	$7 \times 10^{-1}$	$1 \times 10^2$	$1 \times 10^6$
Hg-197	$2 \times 10^1$	$1 \times 10^1$	$1 \times 10^2$	$1 \times 10^7$
Hg-197m	$1 \times 10^1$	$4 \times 10^{-1}$	$1 \times 10^2$	$1 \times 10^6$
Hg-203	$5 \times 10^0$	$1 \times 10^0$	$1 \times 10^2$	$1 \times 10^5$
Holmium (67)				
Ho-166	$4 \times 10^{-1}$	$4 \times 10^{-1}$	$1 \times 10^3$	$1 \times 10^5$
Ho-166m	$6 \times 10^{-1}$	$5 \times 10^{-1}$	$1 \times 10^1$	$1 \times 10^6$
Jod (53)				
I-123	$6 \times 10^0$	$3 \times 10^0$	$1 \times 10^2$	$1 \times 10^7$
I-124	$1 \times 10^0$	$1 \times 10^0$	$1 \times 10^1$	$1 \times 10^6$
I-125	$2 \times 10^1$	$3 \times 10^0$	$1 \times 10^3$	$1 \times 10^6$
I-126	$2 \times 10^0$	$1 \times 10^0$	$1 \times 10^2$	$1 \times 10^6$
I-129	neomezeno	neomezeno	$1 \times 10^2$	$1 \times 10^5$

Radionuklid (atomové číslo)	A <sub>1</sub> (TBq)	A <sub>2</sub> (TBq)	Mezní hodnoty koncentrace aktivity pro vyjmuté látky (Bq/g)	Mezní hodnota aktivity pro vyjmuté zásilky (Bq)
I-131	$3 \times 10^0$	$7 \times 10^{-1}$	$1 \times 10^2$	$1 \times 10^6$
I-132	$4 \times 10^{-1}$	$4 \times 10^{-1}$	$1 \times 10^1$	$1 \times 10^5$
I-133	$7 \times 10^{-1}$	$6 \times 10^{-1}$	$1 \times 10^1$	$1 \times 10^6$
I-134	$3 \times 10^{-1}$	$3 \times 10^{-1}$	$1 \times 10^1$	$1 \times 10^5$
I-135 <sup>(a)</sup>	$6 \times 10^{-1}$	$6 \times 10^{-1}$	$1 \times 10^1$	$1 \times 10^6$
Indium (49)				
In-111	$3 \times 10^0$	$3 \times 10^0$	$1 \times 10^2$	$1 \times 10^6$
In-113m	$4 \times 10^0$	$2 \times 10^0$	$1 \times 10^2$	$1 \times 10^6$
In-114m (a)	$1 \times 10^1$	$5 \times 10^{-1}$	$1 \times 10^2$	$1 \times 10^6$
In-115m	$7 \times 10^0$	$1 \times 10^0$	$1 \times 10^2$	$1 \times 10^6$
Iridium (77)				
Ir-189 (a)	$1 \times 10^1$	$1 \times 10^1$	$1 \times 10^2$	$1 \times 10^7$
Ir-190	$7 \times 10^{-1}$	$7 \times 10^{-1}$	$1 \times 10^1$	$1 \times 10^6$
Ir-192	$1 \times 10^0$ (c)	$6 \times 10^{-1}$	$1 \times 10^1$	$1 \times 10^4$
Ir-194	$3 \times 10^{-1}$	$3 \times 10^{-1}$	$1 \times 10^2$	$1 \times 10^5$
Draslík (19)				
K-40	$9 \times 10^{-1}$	$9 \times 10^{-1}$	$1 \times 10^2$	$1 \times 10^6$
K-42	$2 \times 10^{-1}$	$2 \times 10^{-1}$	$1 \times 10^2$	$1 \times 10^6$
K-43	$7 \times 10^{-1}$	$6 \times 10^{-1}$	$1 \times 10^1$	$1 \times 10^6$
Krypton (36)				
Kr-79	$4 \times 10^0$	$2 \times 10^0$	$1 \times 10^3$	$1 \times 10^5$
Kr-81	$4 \times 10^1$	$4 \times 10^1$	$1 \times 10^4$	$1 \times 10^7$
Kr-85	$1 \times 10^1$	$1 \times 10^1$	$1 \times 10^5$	$1 \times 10^4$
Kr-85m	$8 \times 10^0$	$3 \times 10^0$	$1 \times 10^3$	$1 \times 10^{10}$
Kr-87	$2 \times 10^{-1}$	$2 \times 10^{-1}$	$1 \times 10^2$	$1 \times 10^9$
Lanthan (57)				
La-137	$3 \times 10^1$	$6 \times 10^0$	$1 \times 10^3$	$1 \times 10^7$
La-140	$4 \times 10^{-1}$	$4 \times 10^{-1}$	$1 \times 10^1$	$1 \times 10^5$
Lutecium (71)				
Lu-172	$6 \times 10^{-1}$	$6 \times 10^{-1}$	$1 \times 10^1$	$1 \times 10^6$
Lu-173	$8 \times 10^0$	$8 \times 10^0$	$1 \times 10^2$	$1 \times 10^7$
Lu-174	$9 \times 10^0$	$9 \times 10^0$	$1 \times 10^2$	$1 \times 10^7$
Lu-174m	$2 \times 10^1$	$1 \times 10^1$	$1 \times 10^2$	$1 \times 10^7$
Lu-177	$3 \times 10^1$	$7 \times 10^{-1}$	$1 \times 10^3$	$1 \times 10^7$
Hořčík (12)				
Mg-28 (a)	$3 \times 10^{-1}$	$3 \times 10^{-1}$	$1 \times 10^1$	$1 \times 10^5$
Mangan (25)				
Mn-52	$3 \times 10^{-1}$	$3 \times 10^{-1}$	$1 \times 10^1$	$1 \times 10^5$
Mn-53	neomezeno	neomezeno	$1 \times 10^4$	$1 \times 10^9$
Mn-54	$1 \times 10^0$	$1 \times 10^0$	$1 \times 10^1$	$1 \times 10^6$
Mn-56	$3 \times 10^{-1}$	$3 \times 10^{-1}$	$1 \times 10^1$	$1 \times 10^5$
Molybden (42)				
Mo-93	$4 \times 10^1$	$2 \times 10^1$	$1 \times 10^3$	$1 \times 10^8$
Mo-99 (a)	$1 \times 10^0$	$6 \times 10^{-1}$	$1 \times 10^2$	$1 \times 10^6$
Dusík (7)				
N-13	$9 \times 10^{-1}$	$6 \times 10^{-1}$	$1 \times 10^2$	$1 \times 10^9$
Sodík (11)				
Na-22	$5 \times 10^{-1}$	$5 \times 10^{-1}$	$1 \times 10^1$	$1 \times 10^6$
Na-24	$2 \times 10^{-1}$	$2 \times 10^{-1}$	$1 \times 10^1$	$1 \times 10^5$
Niob (41)				
Nb-93m	$4 \times 10^1$	$3 \times 10^1$	$1 \times 10^4$	$1 \times 10^7$
Nb-94	$7 \times 10^{-1}$	$7 \times 10^{-1}$	$1 \times 10^1$	$1 \times 10^6$
Nb-95	$1 \times 10^0$	$1 \times 10^0$	$1 \times 10^1$	$1 \times 10^6$
Nb-97	$9 \times 10^{-1}$	$6 \times 10^{-1}$	$1 \times 10^1$	$1 \times 10^6$
Neodym (60)				
Nd-147	$6 \times 10^0$	$6 \times 10^{-1}$	$1 \times 10^2$	$1 \times 10^6$
Nd-149	$6 \times 10^{-1}$	$5 \times 10^{-1}$	$1 \times 10^2$	$1 \times 10^6$
Nikl (28)				

Radionuklid (atomové číslo)	A <sub>1</sub> (TBq)	A <sub>2</sub> (TBq)	Mezní hodnoty koncentrace aktivity pro vyjmuté látky (Bq/g)	Mezní hodnota aktivity pro vyjmuté zásilky (Bq)
Ni-59	neomezeno	neomezeno	$1 \times 10^4$	$1 \times 10^8$
Ni-63	$4 \times 10^1$	$3 \times 10^1$	$1 \times 10^5$	$1 \times 10^8$
Ni-65	$4 \times 10^{-1}$	$4 \times 10^{-1}$	$1 \times 10^1$	$1 \times 10^6$
Neptunium (93)				
Np-235	$4 \times 10^1$	$4 \times 10^1$	$1 \times 10^3$	$1 \times 10^7$
Np-236 (krátce životné)	$2 \times 10^1$	$2 \times 10^0$	$1 \times 10^3$	$1 \times 10^7$
Np-236 (dlouho životné)	$9 \times 10^0$	$2 \times 10^{-2}$	$1 \times 10^2$	$1 \times 10^5$
Np-237	$2 \times 10^1$	$2 \times 10^{-3}$	$1 \times 10^0$ (b)	$1 \times 10^3$ (b)
Np-239	$7 \times 10^0$	$4 \times 10^{-1}$	$1 \times 10^2$	$1 \times 10^7$
Osmium (76)				
Os-185	$1 \times 10^0$	$1 \times 10^0$	$1 \times 10^1$	$1 \times 10^6$
Os-191	$1 \times 10^1$	$2 \times 10^0$	$1 \times 10^2$	$1 \times 10^7$
Os-191m	$4 \times 10^1$	$3 \times 10^1$	$1 \times 10^3$	$1 \times 10^7$
Os-193	$2 \times 10^0$	$6 \times 10^{-1}$	$1 \times 10^2$	$1 \times 10^6$
Os-194 (a)	$3 \times 10^{-1}$	$3 \times 10^{-1}$	$1 \times 10^2$	$1 \times 10^5$
Fosfor (15)				
P-32	$5 \times 10^{-1}$	$5 \times 10^{-1}$	$1 \times 10^3$	$1 \times 10^5$
P-33	$4 \times 10^1$	$1 \times 10^0$	$1 \times 10^5$	$1 \times 10^8$
Protaktinium (91)				
Pa-230 (a)	$2 \times 10^0$	$7 \times 10^{-2}$	$1 \times 10^1$	$1 \times 10^6$
Pa-231	$4 \times 10^0$	$4 \times 10^{-4}$	$1 \times 10^0$	$1 \times 10^3$
Pa-233	$5 \times 10^0$	$7 \times 10^{-1}$	$1 \times 10^2$	$1 \times 10^7$
Olovo (82)				
Pb-201	$1 \times 10^0$	$1 \times 10^0$	$1 \times 10^1$	$1 \times 10^6$
Pb-202	$4 \times 10^1$	$2 \times 10^1$	$1 \times 10^3$	$1 \times 10^6$
Pb-203	$4 \times 10^0$	$3 \times 10^0$	$1 \times 10^2$	$1 \times 10^6$
Pb-205	neomezeno	neomezeno	$1 \times 10^4$	$1 \times 10^7$
Pb-210 (a)	$1 \times 10^0$	$5 \times 10^{-2}$	$1 \times 10^1$ (b)	$1 \times 10^4$ (b)
Pb-212 (a)	$7 \times 10^{-1}$	$2 \times 10^{-1}$	$1 \times 10^1$ (b)	$1 \times 10^5$ (b)
Paladium (46)				
Pd-103 (a)	$4 \times 10^1$	$4 \times 10^1$	$1 \times 10^3$	$1 \times 10^8$
Pd-107	neomezeno	neomezeno	$1 \times 10^5$	$1 \times 10^8$
Pd-109	$2 \times 10^0$	$5 \times 10^{-1}$	$1 \times 10^3$	$1 \times 10^6$
Prometium (61)				
Pm-143	$3 \times 10^0$	$3 \times 10^0$	$1 \times 10^2$	$1 \times 10^6$
Pm-144	$7 \times 10^{-1}$	$7 \times 10^{-1}$	$1 \times 10^1$	$1 \times 10^6$
Pm-145	$3 \times 10^1$	$1 \times 10^1$	$1 \times 10^3$	$1 \times 10^7$
Pm-147	$4 \times 10^1$	$2 \times 10^0$	$1 \times 10^4$	$1 \times 10^7$
Pm-148m (a)	$8 \times 10^{-1}$	$7 \times 10^{-1}$	$1 \times 10^1$	$1 \times 10^6$
Pm-149	$2 \times 10^0$	$6 \times 10^{-1}$	$1 \times 10^3$	$1 \times 10^6$
Pm-151	$2 \times 10^0$	$6 \times 10^{-1}$	$1 \times 10^2$	$1 \times 10^6$
Polonium (84)				
Po-210	$4 \times 10^1$	$2 \times 10^{-2}$	$1 \times 10^1$	$1 \times 10^4$
Praseodym (59)				
Pr-142	$4 \times 10^{-1}$	$4 \times 10^{-1}$	$1 \times 10^2$	$1 \times 10^5$
Pr-143	$3 \times 10^0$	$6 \times 10^{-1}$	$1 \times 10^4$	$1 \times 10^6$
Platina (78)				
Pt-188 (a)	$1 \times 10^0$	$8 \times 10^{-1}$	$1 \times 10^1$	$1 \times 10^6$
Pt-191	$4 \times 10^0$	$3 \times 10^0$	$1 \times 10^2$	$1 \times 10^6$
Pt-193	$4 \times 10^1$	$4 \times 10^1$	$1 \times 10^4$	$1 \times 10^7$
Pt-193m	$4 \times 10^1$	$5 \times 10^{-1}$	$1 \times 10^3$	$1 \times 10^7$
Pt-195m	$1 \times 10^1$	$5 \times 10^{-1}$	$1 \times 10^2$	$1 \times 10^6$
Pt-197	$2 \times 10^1$	$6 \times 10^{-1}$	$1 \times 10^3$	$1 \times 10^6$
Pt-197m	$1 \times 10^1$	$6 \times 10^{-1}$	$1 \times 10^2$	$1 \times 10^6$
Plutonium (94)				
Pu-236	$3 \times 10^1$	$3 \times 10^{-3}$	$1 \times 10^1$	$1 \times 10^4$
Pu-237	$2 \times 10^1$	$2 \times 10^1$	$1 \times 10^3$	$1 \times 10^7$
Pu-238	$1 \times 10^1$	$1 \times 10^{-3}$	$1 \times 10^0$	$1 \times 10^4$

Radionuklid (atomové číslo)	A <sub>1</sub> (TBq)	A <sub>2</sub> (TBq)	Mezní hodnoty koncentrace aktivity pro vyjmuté látky (Bq/g)	Mezní hodnota aktivity pro vyjmuté zásilky (Bq)
Pu-239	$1 \times 10^1$	$1 \times 10^{-3}$	$1 \times 10^0$	$1 \times 10^4$
Pu-240	$1 \times 10^1$	$1 \times 10^{-3}$	$1 \times 10^0$	$1 \times 10^3$
Pu-241 (a)	$4 \times 10^1$	$6 \times 10^{-2}$	$1 \times 10^2$	$1 \times 10^5$
Pu-242	$1 \times 10^1$	$1 \times 10^{-3}$	$1 \times 10^0$	$1 \times 10^4$
Pu-244 (a)	$4 \times 10^{-1}$	$1 \times 10^{-3}$	$1 \times 10^0$	$1 \times 10^4$
Radium (88)				
Ra-223 (a)	$4 \times 10^{-1}$	$7 \times 10^{-3}$	$1 \times 10^2$ (b)	$1 \times 10^5$ (b)
Ra-224 (a)	$4 \times 10^{-1}$	$2 \times 10^{-2}$	$1 \times 10^1$ (b)	$1 \times 10^5$ (b)
Ra-225 (a)	$2 \times 10^{-1}$	$4 \times 10^{-3}$	$1 \times 10^2$	$1 \times 10^5$
Ra-226 (a)	$2 \times 10^{-1}$	$3 \times 10^{-3}$	$1 \times 10^1$ (b)	$1 \times 10^4$ (b)
Ra-228 (a)	$6 \times 10^{-1}$	$2 \times 10^{-2}$	$1 \times 10^1$ (b)	$1 \times 10^5$ (b)
Rubidium (37)				
Rb-81	$2 \times 10^0$	$8 \times 10^{-1}$	$1 \times 10^1$	$1 \times 10^6$
Rb-83 (a)	$2 \times 10^0$	$2 \times 10^0$	$1 \times 10^2$	$1 \times 10^6$
Rb-84	$1 \times 10^0$	$1 \times 10^0$	$1 \times 10^1$	$1 \times 10^6$
Rb-86	$5 \times 10^{-1}$	$5 \times 10^{-1}$	$1 \times 10^2$	$1 \times 10^5$
Rb-87	neomezeno	neomezeno	$1 \times 10^4$	$1 \times 10^7$
Rb (přírodní)	neomezeno	neomezeno	$1 \times 10^4$	$1 \times 10^7$
Rhenium (75)				
Re-184	$1 \times 10^0$	$1 \times 10^0$	$1 \times 10^1$	$1 \times 10^6$
Re-184m	$3 \times 10^0$	$1 \times 10^0$	$1 \times 10^2$	$1 \times 10^6$
Re-186	$2 \times 10^0$	$6 \times 10^{-1}$	$1 \times 10^3$	$1 \times 10^6$
Re-187	neomezeno	neomezeno	$1 \times 10^6$	$1 \times 10^9$
Re-188	$4 \times 10^{-1}$	$4 \times 10^{-1}$	$1 \times 10^2$	$1 \times 10^5$
Re-189 (a)	$3 \times 10^0$	$6 \times 10^{-1}$	$1 \times 10^2$	$1 \times 10^6$
Re (přírodní)	neomezeno	neomezeno	$1 \times 10^6$	$1 \times 10^9$
Rhodium (45)				
Rh-99	$2 \times 10^0$	$2 \times 10^0$	$1 \times 10^1$	$1 \times 10^6$
Rh-101	$4 \times 10^0$	$3 \times 10^0$	$1 \times 10^2$	$1 \times 10^7$
Rh-102	$5 \times 10^{-1}$	$5 \times 10^{-1}$	$1 \times 10^1$	$1 \times 10^6$
Rh-102m	$2 \times 10^0$	$2 \times 10^0$	$1 \times 10^2$	$1 \times 10^6$
Rh-103m	$4 \times 10^1$	$4 \times 10^1$	$1 \times 10^4$	$1 \times 10^8$
Rh-105	$1 \times 10^1$	$8 \times 10^{-1}$	$1 \times 10^2$	$1 \times 10^7$
Radon (86)				
Rn-222 (a)	$3 \times 10^{-1}$	$4 \times 10^{-3}$	$1 \times 10^1$ (b)	$1 \times 10^8$ (b)
Ruthenium (44)				
Ru-97	$5 \times 10^0$	$5 \times 10^0$	$1 \times 10^2$	$1 \times 10^7$
Ru-103 (a)	$2 \times 10^0$	$2 \times 10^0$	$1 \times 10^2$	$1 \times 10^6$
Ru-105	$1 \times 10^0$	$6 \times 10^{-1}$	$1 \times 10^1$	$1 \times 10^6$
Ru-106 (a)	$2 \times 10^{-1}$	$2 \times 10^{-1}$	$1 \times 10^2$ (b)	$1 \times 10^5$ (b)
Síra (16)				
S-35	$4 \times 10^1$	$3 \times 10^0$	$1 \times 10^5$	$1 \times 10^8$
Antimon (51)				
Sb-122	$4 \times 10^{-1}$	$4 \times 10^{-1}$	$1 \times 10^2$	$1 \times 10^4$
Sb-124	$6 \times 10^{-1}$	$6 \times 10^{-1}$	$1 \times 10^1$	$1 \times 10^6$
Sb-125	$2 \times 10^0$	$1 \times 10^0$	$1 \times 10^2$	$1 \times 10^6$
Sb-126	$4 \times 10^{-1}$	$4 \times 10^{-1}$	$1 \times 10^1$	$1 \times 10^5$
Skandium (21)				
Sc-44	$5 \times 10^{-1}$	$5 \times 10^{-1}$	$1 \times 10^1$	$1 \times 10^5$
Sc-46	$5 \times 10^{-1}$	$5 \times 10^{-1}$	$1 \times 10^1$	$1 \times 10^6$
Sc-47	$1 \times 10^1$	$7 \times 10^{-1}$	$1 \times 10^2$	$1 \times 10^6$
Sc-48	$3 \times 10^{-1}$	$3 \times 10^{-1}$	$1 \times 10^1$	$1 \times 10^5$
Selen (34)				
Se-75	$3 \times 10^0$	$3 \times 10^0$	$1 \times 10^2$	$1 \times 10^6$
Se-79	$4 \times 10^1$	$2 \times 10^0$	$1 \times 10^4$	$1 \times 10^7$
Křemík (14)				
Si-31	$6 \times 10^{-1}$	$6 \times 10^{-1}$	$1 \times 10^3$	$1 \times 10^6$
Si-32	$4 \times 10^1$	$5 \times 10^{-1}$	$1 \times 10^3$	$1 \times 10^6$



Radionuklid (atomové číslo)	A <sub>1</sub> (TBq)	A <sub>2</sub> (TBq)	Mezní hodnoty koncentrace aktivity pro vyjmuté látky (Bq/g)	Mezní hodnota aktivity pro vyjmuté zásilky (Bq)
Samarium (62)				
Sm-145	$1 \times 10^1$	$1 \times 10^1$	$1 \times 10^2$	$1 \times 10^7$
Sm-147	neomezeno	neomezeno	$1 \times 10^1$	$1 \times 10^4$
Sm-151	$4 \times 10^1$	$1 \times 10^1$	$1 \times 10^4$	$1 \times 10^8$
Sm-153	$9 \times 10^0$	$6 \times 10^{-1}$	$1 \times 10^2$	$1 \times 10^6$
Cín (50)				
Sn-113 (a)	$4 \times 10^0$	$2 \times 10^0$	$1 \times 10^3$	$1 \times 10^7$
Sn-117m	$7 \times 10^0$	$4 \times 10^{-1}$	$1 \times 10^2$	$1 \times 10^6$
Sn-119m	$4 \times 10^1$	$3 \times 10^1$	$1 \times 10^3$	$1 \times 10^7$
Sn-121m (a)	$4 \times 10^1$	$9 \times 10^{-1}$	$1 \times 10^3$	$1 \times 10^7$
Sn-123	$8 \times 10^{-1}$	$6 \times 10^{-1}$	$1 \times 10^3$	$1 \times 10^6$
Sn-125	$4 \times 10^{-1}$	$4 \times 10^{-1}$	$1 \times 10^2$	$1 \times 10^5$
Sn-126 (a)	$6 \times 10^{-1}$	$4 \times 10^{-1}$	$1 \times 10^1$	$1 \times 10^5$
Stroncium (38)				
Sr-82 (a)	$2 \times 10^{-1}$	$2 \times 10^{-1}$	$1 \times 10^1$	$1 \times 10^5$
Sr-85	$2 \times 10^0$	$2 \times 10^0$	$1 \times 10^2$	$1 \times 10^6$
Sr-85m	$5 \times 10^0$	$5 \times 10^0$	$1 \times 10^2$	$1 \times 10^7$
Sr-87m	$3 \times 10^0$	$3 \times 10^0$	$1 \times 10^2$	$1 \times 10^6$
Sr-89	$6 \times 10^{-1}$	$6 \times 10^{-1}$	$1 \times 10^3$	$1 \times 10^6$
Sr-90 (a)	$3 \times 10^{-1}$	$3 \times 10^{-1}$	$1 \times 10^2$ (b)	$1 \times 10^4$ (b)
Sr-91 (a)	$3 \times 10^{-1}$	$3 \times 10^{-1}$	$1 \times 10^1$	$1 \times 10^5$
Sr-92 (a)	$1 \times 10^0$	$3 \times 10^{-1}$	$1 \times 10^1$	$1 \times 10^6$
Tritium (1)				
T (H-3)	$4 \times 10^1$	$4 \times 10^1$	$1 \times 10^6$	$1 \times 10^9$
Tantal (73)				
Ta-178 (dlouho životný)	$1 \times 10^0$	$8 \times 10^{-1}$	$1 \times 10^1$	$1 \times 10^6$
Ta-179	$3 \times 10^1$	$3 \times 10^1$	$1 \times 10^3$	$1 \times 10^7$
Ta-182	$9 \times 10^{-1}$	$5 \times 10^{-1}$	$1 \times 10^1$	$1 \times 10^4$
Terbium (65)				
Tb-157	$4 \times 10^1$	$4 \times 10^1$	$1 \times 10^4$	$1 \times 10^7$
Tb-158	$1 \times 10^0$	$1 \times 10^0$	$1 \times 10^1$	$1 \times 10^6$
Tb-160	$1 \times 10^0$	$6 \times 10^{-1}$	$1 \times 10^1$	$1 \times 10^6$
Technecium (43)				
Tc-95m (a)	$2 \times 10^0$	$2 \times 10^0$	$1 \times 10^1$	$1 \times 10^6$
Tc-96	$4 \times 10^{-1}$	$4 \times 10^{-1}$	$1 \times 10^1$	$1 \times 10^6$
Tc-96m (a)	$4 \times 10^{-1}$	$4 \times 10^{-1}$	$1 \times 10^3$	$1 \times 10^7$
Tc-97	neomezeno	neomezeno	$1 \times 10^3$	$1 \times 10^8$
Tc-97m	$4 \times 10^1$	$1 \times 10^0$	$1 \times 10^3$	$1 \times 10^7$
Tc-98	$8 \times 10^{-1}$	$7 \times 10^{-1}$	$1 \times 10^1$	$1 \times 10^6$
Tc-99	$4 \times 10^1$	$9 \times 10^{-1}$	$1 \times 10^4$	$1 \times 10^7$
Tc-99m	$1 \times 10^1$	$4 \times 10^0$	$1 \times 10^2$	$1 \times 10^7$
Telur (52)				
Te-121	$2 \times 10^0$	$2 \times 10^0$	$1 \times 10^1$	$1 \times 10^6$
Te-121m	$5 \times 10^0$	$3 \times 10^0$	$1 \times 10^2$	$1 \times 10^5$
Te-123m	$8 \times 10^0$	$1 \times 10^0$	$1 \times 10^2$	$1 \times 10^7$
Te-125m	$2 \times 10^1$	$9 \times 10^{-1}$	$1 \times 10^3$	$1 \times 10^7$
Te-127	$2 \times 10^1$	$7 \times 10^{-1}$	$1 \times 10^3$	$1 \times 10^6$
Te-127m (a)	$2 \times 10^1$	$5 \times 10^{-1}$	$1 \times 10^3$	$1 \times 10^7$
Te-129	$7 \times 10^{-1}$	$6 \times 10^{-1}$	$1 \times 10^2$	$1 \times 10^6$
Te-129m (a)	$8 \times 10^{-1}$	$4 \times 10^{-1}$	$1 \times 10^3$	$1 \times 10^6$
Te-131m (a)	$7 \times 10^{-1}$	$5 \times 10^{-1}$	$1 \times 10^1$	$1 \times 10^6$
Te-132 (a)	$5 \times 10^{-1}$	$4 \times 10^{-1}$	$1 \times 10^2$	$1 \times 10^7$
Thorium (90)				
Th-227	$1 \times 10^1$	$5 \times 10^{-3}$	$1 \times 10^1$	$1 \times 10^4$
Th-228 (a)	$5 \times 10^{-1}$	$1 \times 10^{-3}$	$1 \times 10^0$ (b)	$1 \times 10^4$ (b)
Th-229	$5 \times 10^0$	$5 \times 10^{-4}$	$1 \times 10^0$ (b)	$1 \times 10^3$ (b)
Th-230	$1 \times 10^1$	$1 \times 10^{-3}$	$1 \times 10^0$	$1 \times 10^4$
Th-231	$4 \times 10^1$	$2 \times 10^{-2}$	$1 \times 10^3$	$1 \times 10^7$

Radionuklid (atomové číslo)	A <sub>1</sub> (TBq)	A <sub>2</sub> (TBq)	Mezní hodnoty koncentrace aktivity pro vyjmuté látky (Bq/g)	Mezní hodnota aktivity pro vyjmuté zásilky (Bq)
Th-232	neomezeno	neomezeno	$1 \times 10^1$	$1 \times 10^4$
Th-234 (a)	$3 \times 10^{-1}$	$3 \times 10^{-1}$	$1 \times 10^3$ (b)	$1 \times 10^5$ (b)
Th (přírodní)	neomezeno	neomezeno	$1 \times 10^0$ (b)	$1 \times 10^3$ (b)
Titan (22)				
Ti-44 (a)	$5 \times 10^{-1}$	$4 \times 10^{-1}$	$1 \times 10^1$	$1 \times 10^5$
Thalium (81)				
Tl-200	$9 \times 10^{-1}$	$9 \times 10^{-1}$	$1 \times 10^1$	$1 \times 10^6$
Tl-201	$1 \times 10^1$	$4 \times 10^0$	$1 \times 10^2$	$1 \times 10^6$
Tl-202	$2 \times 10^0$	$2 \times 10^0$	$1 \times 10^2$	$1 \times 10^6$
Tl-204	$1 \times 10^1$	$7 \times 10^{-1}$	$1 \times 10^4$	$1 \times 10^4$
Thulium (69)				
Tm-167	$7 \times 10^0$	$8 \times 10^{-1}$	$1 \times 10^2$	$1 \times 10^6$
Tm-170	$3 \times 10^0$	$6 \times 10^{-1}$	$1 \times 10^3$	$1 \times 10^6$
Tm-171	$4 \times 10^1$	$4 \times 10^1$	$1 \times 10^4$	$1 \times 10^8$
Uran (92)				
U-230 (rychlá absorpce plícemi) (a)(d)	$4 \times 10^1$	$1 \times 10^{-1}$	$1 \times 10^1$ (b)	$1 \times 10^5$ (b)
U-230 (střední absorpce plícemi) (a)(e)	$4 \times 10^1$	$4 \times 10^{-3}$	$1 \times 10^1$	$1 \times 10^4$
U-230 (pomalá absorpce plícemi) (a)(f)	$3 \times 10^1$	$3 \times 10^{-3}$	$1 \times 10^1$	$1 \times 10^4$
U-232 (rychlá absorpce plícemi) (d)	$4 \times 10^1$	$1 \times 10^{-2}$	$1 \times 10^0$ (b)	$1 \times 10^3$ (b)
U-232 (střední absorpce plícemi) (e)	$4 \times 10^1$	$7 \times 10^{-3}$	$1 \times 10^1$	$1 \times 10^4$
U-232 (pomalá absorpce plícemi) (f)	$1 \times 10^1$	$1 \times 10^{-3}$	$1 \times 10^1$	$1 \times 10^4$
U-233 (rychlá absorpce plícemi) (d)	$4 \times 10^1$	$9 \times 10^{-2}$	$1 \times 10^1$	$1 \times 10^4$
U-233 (střední absorpce plícemi) (e)	$4 \times 10^1$	$2 \times 10^{-2}$	$1 \times 10^2$	$1 \times 10^5$
U-233 (pomalá absorpce plícemi) (f)	$4 \times 10^1$	$6 \times 10^{-3}$	$1 \times 10^1$	$1 \times 10^5$
U-234 (rychlá absorpce plícemi) (d)	$4 \times 10^1$	$9 \times 10^{-2}$	$1 \times 10^1$	$1 \times 10^4$
U-234 (střední absorpce plícemi) (e)	$4 \times 10^1$	$2 \times 10^{-2}$	$1 \times 10^2$	$1 \times 10^5$
U-234 (pomalá absorpce plícemi) (f)	$4 \times 10^1$	$6 \times 10^{-3}$	$1 \times 10^1$	$1 \times 10^5$
U-235 (všechny druhy absorpce plícemi) (a)(d)(e)(f)	neomezeno	neomezeno	$1 \times 10^1$ (b)	$1 \times 10^4$ (b)
U-236 (rychlá absorpce plícemi) (d)	neomezeno	neomezeno	$1 \times 10^1$	$1 \times 10^4$
U-236 (střední absorpce plícemi) (e)	$4 \times 10^1$	$2 \times 10^{-2}$	$1 \times 10^2$	$1 \times 10^5$
U-236 (pomalá absorpce plícemi) (f)	$4 \times 10^1$	$6 \times 10^{-3}$	$1 \times 10^1$	$1 \times 10^4$
U-238 (všechny druhy absorpce plícemi) (d)(e)(f)	neomezeno	neomezeno	$1 \times 10^1$ (b)	$1 \times 10^4$ (b)
U (přírodní)	neomezeno	neomezeno	$1 \times 10^0$ (b)	$1 \times 10^3$ (b)
U (obohacený $\leq 20$ %) (g)	neomezeno	neomezeno	$1 \times 10^0$	$1 \times 10^3$
U (ochuzený)	neomezeno	neomezeno	$1 \times 10^0$	$1 \times 10^3$
Vanad (23)				
V-48	$4 \times 10^{-1}$	$4 \times 10^{-1}$	$1 \times 10^1$	$1 \times 10^5$
V-49	$4 \times 10^1$	$4 \times 10^1$	$1 \times 10^4$	$1 \times 10^7$
Wolfram (74)				
W-178 (a)	$9 \times 10^0$	$5 \times 10^0$	$1 \times 10^1$	$1 \times 10^6$
W-181	$3 \times 10^1$	$3 \times 10^1$	$1 \times 10^3$	$1 \times 10^7$

Radionuklid (atomové číslo)	A <sub>1</sub> (TBq)	A <sub>2</sub> (TBq)	Mezní hodnoty koncentrace aktivity pro vyjmuté látky (Bq/g)	Mezní hodnota aktivity pro vyjmuté zásilky (Bq)
W-185	$4 \times 10^1$	$8 \times 10^{-1}$	$1 \times 10^4$	$1 \times 10^7$
W-187	$2 \times 10^0$	$6 \times 10^{-1}$	$1 \times 10^2$	$1 \times 10^6$
W-188 (a)	$4 \times 10^{-1}$	$3 \times 10^{-1}$	$1 \times 10^2$	$1 \times 10^5$
Xenon (54)				
Xe-122 (a)	$4 \times 10^{-1}$	$4 \times 10^{-1}$	$1 \times 10^2$	$1 \times 10^9$
Xe-123	$2 \times 10^0$	$7 \times 10^{-1}$	$1 \times 10^2$	$1 \times 10^9$
Xe-127	$4 \times 10^0$	$2 \times 10^0$	$1 \times 10^3$	$1 \times 10^5$
Xe-131m	$4 \times 10^1$	$4 \times 10^1$	$1 \times 10^4$	$1 \times 10^4$
Xe-133	$2 \times 10^1$	$1 \times 10^1$	$1 \times 10^3$	$1 \times 10^4$
Xe-135	$3 \times 10^0$	$2 \times 10^0$	$1 \times 10^3$	$1 \times 10^{10}$
Yttrium (39)				
Y-87 (a)	$1 \times 10^0$	$1 \times 10^0$	$1 \times 10^1$	$1 \times 10^6$
Y-88	$4 \times 10^{-1}$	$4 \times 10^{-1}$	$1 \times 10^1$	$1 \times 10^6$
Y-90	$3 \times 10^{-1}$	$3 \times 10^{-1}$	$1 \times 10^3$	$1 \times 10^5$
Y-91	$6 \times 10^{-1}$	$6 \times 10^{-1}$	$1 \times 10^3$	$1 \times 10^6$
Y-91m	$2 \times 10^0$	$2 \times 10^0$	$1 \times 10^2$	$1 \times 10^6$
Y-92	$2 \times 10^{-1}$	$2 \times 10^{-1}$	$1 \times 10^2$	$1 \times 10^5$
Y-93	$3 \times 10^{-1}$	$3 \times 10^{-1}$	$1 \times 10^2$	$1 \times 10^5$
Yterbium (70)				
Yb-169	$4 \times 10^0$	$1 \times 10^0$	$1 \times 10^2$	$1 \times 10^7$
Yb-175	$3 \times 10^1$	$9 \times 10^{-1}$	$1 \times 10^3$	$1 \times 10^7$
Zinek (30)				
Zn-65	$2 \times 10^0$	$2 \times 10^0$	$1 \times 10^1$	$1 \times 10^6$
Zn-69	$3 \times 10^0$	$6 \times 10^{-1}$	$1 \times 10^4$	$1 \times 10^6$
Zn-69m (a)	$3 \times 10^0$	$6 \times 10^{-1}$	$1 \times 10^2$	$1 \times 10^6$
Zirkonium (40)				
Zr-88	$3 \times 10^0$	$3 \times 10^0$	$1 \times 10^2$	$1 \times 10^6$
Zr-93	neomezeno	neomezeno	$1 \times 10^3$ (b)	$1 \times 10^7$ (b)
Zr-95 (a)	$2 \times 10^0$	$8 \times 10^{-1}$	$1 \times 10^1$	$1 \times 10^6$
Zr-97 (a)	$4 \times 10^{-1}$	$4 \times 10^{-1}$	$1 \times 10^1$ (b)	$1 \times 10^5$ (b)

- (a) Hodnoty A<sub>1</sub> a/nebo A<sub>2</sub> těchto mateřských radionuklidů zahrnují příspěvky od produktů jejich přeměny nuklidů s poločasem rozpadu kratším než 10 dnů v souladu s níže uvedeným souhrnem:

Mg-28	Al-28
Ar-42	K-42
Ca-47	Sc-47
Ti-44	Sc-44
Fe-52	Mn-52m
Fe-60	Co-60m
Zn-69m	Zn-69
Ge-68	Ga-68
Rb-83	Kr-83m
Sr-82	Rb-82
Sr-90	Y-90
Sr-91	Y-91m
Sr-92	Y-92
Y-87	Sr-87m
Zr-95	Nb-95m
Zr-97	Nb-97m, Nb-97
Mo-99	Tc-99m
Tc-95m	Tc-95
Tc-96m	Tc-96
Ru-103	Rh-103m
Ru-106	Rh-106
Pd-103	Rh-103m
Ag-108m	Ag-108

Ag-110m	Ag-110
Cd-115	In-115m
In-114m	In-114
Sn-113	In-113m
Sn-121m	Sn-121
Sn-126	Sb-126m
Te-118	Sb-118
Te-127m	Te-127
Te-129m	Te-129
Te-131m	Te-131
Te-132	I-132
I-135	Xe-135m
Xe-122	I-122
Cs-137	Ba-137m
Ba-131	Cs-131
Ba-140	La-140
Ce-144	Pr-144m, Pr-144
Pm-148m	Pm-148
Gd-146	Eu-146
Dy-166	Ho-166
Hf-172	Lu-172
W-178	Ta-178
W-188	Re-188
Re-189	Os-189m
Os-194	Ir-194
Ir-189	Os-189m
Pt-188	Ir-188
Hg-194	Au-194
Hg-195m	Hg-195
Pb-210	Bi-210
Pb-212	Bi-212, Tl-208, Po-212
Bi-210m	Tl-206
Bi-212	Tl-208, Po-212
At-211	Po-211
Rn-222	Po-218, Pb-214, At-218, Bi-214, Po-214
Ra-223	Rn-219, Po-215, Pb-211, Bi-211, Po-211, Tl-207
Ra-224	Rn-220, Po-216, Pb-212, Bi-212, Tl-208, Po-212
Ra-225	Ac-225, Fr-221, At-217, Bi-213, Tl-209, Po-213, Pb-209
Ra-226	Rn-222, Po-218, Pb-214, At-218, Bi-214, Po-214
Ra-228	Ac-228
Ac-225	Fr-221, At-217, Bi-213, Tl-209, Po-213, Pb-209
Ac-227	Fr-223
Th-228	Ra-224, Rn-220, Po-216, Pb-212, Bi-212, Tl-208, Po-212
Th-234	Pa-234m, Pa-234
Pa-230	Ac-226, Th-226, Fr-222, Ra-222, Rn-218, Po-214
U-230	Th-226, Ra-222, Rn-218, Po-214
U-235	Th-231
Pu-241	U-237
Pu-244	U-240, Np-240m
Am-242m	Am-242, Np-238
Am-243	Np-239
Cm-247	Pu-243
Bk-249	Am-245
Cf-253	Cm-249

(b) Dále jsou uvedeny mateřské nuklidy a jejich dceřiné produkty, které jsou v trvalé rovnováze:

Sr-90	Y-90
Zr-93	Nb-93m
Zr-97	Nb-97
Ru-106	Rh-106
Ag-108m	Ag-108
Cs-137	Ba-137m
Ce-144	Pr-144
Ba-140	La-140
Bi-212	Tl-208 (0,36), Po-212 (0,64)
Pb-210	Bi-210, Po-210
Pb-212	Bi-212, Tl-208 (0,36), Po-212 (0,64)
Rn-222	Po-218, Pb-214, Bi-214, Po-214
Ra-223	Rn-219, Po-215, Pb-211, Bi-211, Tl-207
Ra-224	Rn-220, Po-216, Pb-212, Bi-212, Tl-208 (0,36), Po-212 (0,64)
Ra-226	Rn-222, Po-218, Pb-214, Bi-214, Po-214, Pb-210, Bi-210, Po-210
Ra-228	Ac-228
Th-228	Ra-224, Rn-220, Po-216, Pb-212, Bi-212, Tl-208 (0,36), Po-212 (0,64)
Th-229	Ra-225, Ac-225, Fr-221, At-217, Bi-213, Po-213, Pb-209
Th (nat)	Ra-228, Ac-228, Th-228, Ra-224, Rn-220, Po-216, Pb-212, Bi-212, Tl-208 (0,36), Po-212 (0,64)
Th-234	Pa-234m
U-230	Th-226, Ra-222, Rn-218, Po-214
U-232	Th-228, Ra-224, Rn-220, Po-216, Pb-212, Bi-212, Tl-208 (0,36), Po-212 (0,64)
U-235	Th-231
U-238	Th-234, Pa-234m
U (nat)	Th-234, Pa-234m, U-234, Th-230, Ra-226, Rn-222, Po-218, Pb-214, Bi-214, Po-214, Pb-210, Bi-210, Po-210
Np-237	Pa-233
Am-242m	Am-242
Am-243	Np-239

- (c) Množství může být určeno pomocí měření doby rozpadu nebo měření dávkové intenzity v předepsané vzdálenosti od zdroje.
- (d) Tyto hodnoty platí pouze pro sloučeniny uranu, které jak za normálních, tak i havarijních podmínek přepravy zachovávají chemickou podobu  $\text{UF}_6$ ,  $\text{UO}_2\text{F}_2$  a  $\text{UO}_2(\text{NO}_3)_2$ .
- (e) Tyto hodnoty platí pouze pro uranové sloučeniny, které jak za normálních, tak i havarijních podmínek přepravy zachovávají chemickou podobu  $\text{UO}_3$ ,  $\text{UF}_4$ ,  $\text{UCl}_4$  a pro šestimocné sloučeniny.
- (f) Tyto hodnoty platí pro všechny uranové sloučeniny, kromě těch, které jsou uvedeny pod písmeny d) a e) výše.
- (g) Tyto hodnoty platí pouze pro neozářený uran.

#### 2.2.7.2.2.2

Pro jednotlivé radionuklidy:

- (a) které nejsou uvedeny v tabulce 2.2.7.2.2.1, vyžaduje určení základních hodnot radionuklidů podle ustanovení v 2.2.7.2.2.1 vícestranné schválení. Pro tyto radionuklidy musí být meze hmotnostní aktivity pro vyjmutí látky a meze aktivity pro vyjmutí zásilky vypočteny v souladu s principy stanovenými v (dokumentu) International Basic Safety Standards for Protection against Ionizing Radiation and for the Safety of Radiation Sources, Safety Series No.115, IAEA, Vienna (1996). Je dovoleno použít hodnotu A2 vypočtenou použitím dávkového koeficientu pro příslušný typ absorpce plicemi (retence), jak je doporučeno Mezinárodní komisí pro radiační ochranu (International Commission on Radiological Protection), je-li vzata v úvahu chemická

forma každého radionuklidu jak při normálních podmínkách přepravy, tak za podmínek nehody při přepravě. Alternativně mohou být použity hodnoty v tabulce 2.2.7.2.2.2 bez obdržení schválení příslušného orgánu.

- (b) v přístrojích nebo výrobcích, ve kterých jsou radioaktivní látky uzavřeny nebo v nich obsaženy jako součást přístroje nebo jiného výrobku, a splňují-li tyto přístroje nebo výrobky požadavky v 2.2.7.2.4.1.3 (c), jsou povoleny alternativní základní hodnoty radionuklidů k hodnotám v tabulce 2.2.7.2.2.1 pro mezní hodnotu aktivity pro vyjmutou zásilku, avšak vyžadují vícestranné schválení. Takové alternativní mezní hodnoty aktivity pro vyjmuté zásilky musí být vypočteny v souladu s principy (dokumentu) International Basic Safety Standards for Protection against Ionizing Radiation and for the Safety of Radiation Sources, Safety Series No.115, IAEA, Vienna (1996).

**Tabulka 2.2.7.2.2.2: Základní hodnoty aktivity radionuklidů pro neznámé radionuklidy a směsi**

Radioaktivní obsah	A <sub>1</sub>	A <sub>2</sub>	Mezní hodnoty koncentrace aktivity pro vyjmuté látky	Meze aktivity pro vyjmuté zásilky
	[TBq]	[TBq]	[Bq/g]	[Bq]
Je známa pouze přítomnost radionuklidů emitujících záření beta nebo gama	0.1	0.02	1x10 <sup>1</sup>	1x10 <sup>4</sup>
Je známa přítomnost nuklidů emitujících záření alfa, ale není známa přítomnost neutronových zářičů	0.2	9x10 <sup>-5</sup>	1x10 <sup>-1</sup>	1x10 <sup>3</sup>
Je známa přítomnost neutronových zářičů nebo nejsou dostupné žádné údaje	0.001	9x10 <sup>-5</sup>	1x10 <sup>-1</sup>	1x10 <sup>3</sup>

2.2.7.2.2.3 Při stanovení hodnot A<sub>1</sub> a A<sub>2</sub> pro radionuklid neobsažený v tabulce 2.2.7.2.2.1 se jednoduchá radioaktivní rozpadová řada, v níž jsou radionuklidy obsaženy v poměru, ve kterém se vyskytují v přírodě, a v níž žádný dceřiný radionuklid nemá poločas rozpadu delší než 10 dnů, nebo delší než poločas rozpadu mateřského radionuklidu, považuje za jednotlivý radionuklid; v tomto případě je třeba vzít v úvahu aktivitu a použít hodnoty A<sub>1</sub> nebo A<sub>2</sub> odpovídající mateřskému nuklidu v řadě. U radioaktivní rozpadové řady, v níž má kterýkoli dceřiný nuklid poločas rozpadu buď delší než 10 dnů, nebo delší než mateřský radionuklid, je nutno považovat mateřský radionuklid a takové dceřiné nuklidy za směs různých nuklidů.

2.2.7.2.2.4 Pro směs radionuklidů, kde základní hodnoty jednotlivých radionuklidů jsou uvedeny v tabulce 2.2.7.2.2.1, platí vztah:

$$X_m = \frac{1}{\sum_i \frac{f(i)}{X(i)}}$$

kde:

f<sub>(i)</sub> je podíl aktivity nebo specifické aktivity příslušného radionuklidu i ve směsi;

X<sub>(i)</sub> je příslušná hodnota A<sub>1</sub> nebo A<sub>2</sub> nebo mez specifické aktivity pro vyjmutou látku nebo mez aktivity pro vyjmutou zásilku pro příslušný radionuklid i; a

X<sub>m</sub> je odvozená hodnota z hodnot A<sub>1</sub> nebo A<sub>2</sub> nebo specifické aktivity pro vyjmutou látku nebo z meze aktivity pro vyjmutou zásilku v případě směsi.

2.2.7.2.2.5 Je-li známa identita každého radionuklidu, ale nejsou-li známy hodnoty aktivity některých radionuklidů, mohou být radionuklidy seskupeny do skupin a nejnižší hodnota aktivity v každé skupině může být použita při výpočtech podle vzorců uvedených v bodech 2.2.7.2.2.4 a 2.2.7.2.4.4. Skupiny mohou být vytvořeny na základě celkové alfa aktivity a celkové beta/gama aktivity, pokud jsou známy; k výpočtu se používá nejnižších hodnot jak pro zářiče alfa, tak pro zářiče beta/gama.

- 2.2.7.2.2.6 Pro jednotlivé radionuklidy nebo směsi radionuklidů, pro které nejsou k dispozici příslušné údaje, se použijí hodnoty uvedené v tabulce 2.2.7.2.2.2.
- 2.2.7.2.3 *Stanovení dalších materiálových charakteristik*
- 2.2.7.2.3.1 Látky s nízkou specifickou aktivitou (LSA)
- 2.2.7.2.3.1.1 *(Vyhrazeno)*
- 2.2.7.2.3.1.2 Látky LSA se rozdělují do tří skupin:
- (a) LSA-I
- (i) uranové a thoriové rudy, koncentráty těchto rud a další rudy obsahující přírodně se vyskytující radionuklidy;
- (ii) přírodní uran, ochuzený uran, přírodní thorium nebo jejich sloučeniny nebo směsi, které nebyly ozářeny a jsou tuhé nebo kapalné;
- (iii) radioaktivní látka, pro kterou je hodnota A2 neomezena. Může obsahovat štěpnou látku pouze za předpokladu, že je vyjmuta podle 2.2.7.2.3.5;
- (iv) další radioaktivní látky, ve kterých je aktivita zcela rozptýlena a stanovená průměrná specifická aktivita nepřekračuje třicetinasobek hodnoty stanovené podle 2.2.7.2.2.1 až 2.2.7.2.2.6. Může obsahovat štěpnou látku pouze za předpokladu, že je vyjmuta podle 2.2.7.2.3.5.
- (b) LSA-II
- (i) voda s tritiem o koncentraci do 0,8 TBq/l;
- (ii) další látky, ve kterých je aktivita zcela rozptýlena a stanovená průměrná specifická aktivita nepřevyšuje 10-4 A2/g pro tuhé látky a plyny a 10-5 A2/g pro kapaliny;
- (c) LSA-III
- Tuhé látky (t.j. zpevněné odpady, aktivované materiály) s výjimkou prášků, které splňují požadavky uvedené v 2.2.7.2.3.1.3, v nichž současně:
- (i) radioaktivní látka je zcela rozptýlena v tuhé látce nebo v tuhých předmětech nebo je v podstatě rovnoměrně rozptýlena v kompaktní pojivě látce (jako je beton, bitumen a keramika);
- (ii) radioaktivní látka je relativně nerozpustná nebo je vázána v relativně nerozpustném podkladu, takže ani v případě ztráty funkčnosti obalového souboru by ztráta radioaktivních látek z jednoho obalu loužením ve vodě po dobu sedm dní nepřesáhla 0,1 A2; a
- (iii) stanovená průměrná hmotnostní aktivita tuhé látky bez stínícího materiálu nepřekračuje 2.10-3 A2/g.
- 2.2.7.2.3.1.3 Látky LSA-III musí být tuhými látkami takové povahy, že jestliže by se celkový obsah kusu podrobil zkoušce uvedené v 2.2.7.2.3.1.4, aktivita ve vodě by nepřekročila 0,1 A2.
- 2.2.7.2.3.1.4 Látky LSA-III se zkoušejí následovně:
- Vzorek tuhé látky představující úplný obsah kusu (ne méně) musí být na sedm dní ponořený do vody (ke stanovení vyluhovatelnosti) při pokojové teplotě. Objem vody použité ke zkoušce musí být takový, aby na konci sedmidenního zkušebního období zaručoval, že volný objem neabsorbované a nezreagované vody bude přinejmenším dosahovat 10 % objemu samotného vzorku tuhé látky. Voda musí mít počáteční pH 6 - 8 a maximální měrnou vodivost 1mS/m při 20 °C. Celková aktivita volného objemu vody musí být měřena po skončení sedmidenní zkoušky.
- 2.2.7.2.3.1.5 Důkaz o dodržení požadovaných kritérií podle 2.2.7.2.3.1.4 musí být v souladu s 6.4.12.1 a 6.4.12.2 ADR.

**2.2.7.2.3.2 Povrchově kontaminovaný předmět (SCO)**

SCO se zařazují do jedné ze dvou skupin:

(a) SCO-I, tuhý předmět, na kterém:

- (i) nefixovaná kontaminace na přístupném povrchu o ploše průměrně 300 cm<sup>2</sup> (nebo na celé ploše, je-li menší než 300 cm<sup>2</sup>) nepřekračuje 4 Bq/cm<sup>2</sup> u beta a gama zářičů a alfa zářičů s nízkou toxicitou, nebo 0,4 Bq/cm<sup>2</sup> u všech ostatních alfa zářičů; a
- (ii) fixovaná kontaminace na přístupném povrchu o ploše průměrně 300 cm<sup>2</sup> (nebo na celé ploše, je-li menší než 300 cm<sup>2</sup>) nepřekračuje 4x10<sup>4</sup> Bq/cm<sup>2</sup> u beta a gama zářičů a alfa zářičů s nízkou toxicitou, nebo 4x10<sup>3</sup> Bq/cm<sup>2</sup> u všech ostatních alfa zářičů; a
- (iii) součet nefixované a fixované kontaminace na nepřístupném povrchu větším než 300 cm<sup>2</sup> (nebo na celé ploše, je-li menší než 300 cm<sup>2</sup>) nepřekračuje 4x10<sup>4</sup> Bq/cm<sup>2</sup> u beta a gama zářičů a alfa zářičů s nízkou toxicitou, nebo 4x10<sup>3</sup> Bq/cm<sup>2</sup> u všech ostatních alfa zářičů;

(b) SCO-II, tuhý předmět, na jehož povrchu překračuje fixovaná nebo nefixovaná kontaminace meze uvedené pro SCO-I v (a), a na kterém:

- (i) nefixovaná kontaminace na přístupném povrchu o ploše větší než 300 cm<sup>2</sup> (nebo na celé ploše, je-li menší než 300 cm<sup>2</sup>) nepřekračuje 400 Bq/cm<sup>2</sup> u beta a gama zářičů a alfa zářičů s nízkou toxicitou, nebo 40 Bq/cm<sup>2</sup> u všech ostatních alfa zářičů; a
- (ii) fixovaná kontaminace na přístupném povrchu na ploše větší než 300 cm<sup>2</sup> (nebo na celé ploše, je-li menší než 300 cm<sup>2</sup>) nepřekračuje 8x10<sup>5</sup> Bq/cm<sup>2</sup> u beta a gama zářičů a alfa zářičů s nízkou toxicitou nebo 8x10<sup>4</sup> Bq/cm<sup>2</sup> u všech ostatních alfa zářičů; a
- (iii) součet nefixované a fixované kontaminace na nepřístupném povrchu o ploše větší než 300 cm<sup>2</sup> (nebo na celé ploše, je-li menší než 300 cm<sup>2</sup>) nepřekračuje 8x10<sup>5</sup> Bq/cm<sup>2</sup> u beta a gama zářičů a alfa zářičů s nízkou toxicitou nebo 8x10<sup>4</sup> Bq/cm<sup>2</sup> u všech ostatních alfa zářičů.

**2.2.7.2.3.3 Radioaktivní látky zvláštní formy**

**2.2.7.2.3.3.1** Radioaktivní látka zvláštní formy musí mít alespoň jeden rozměr nejméně 5 mm. Pokud uzavřené pouzdro obsahuje část radioaktivní látky zvláštní formy, pouzdro musí být vyrobeno tak, aby je bylo možno otevřít pouze destrukcí. Vzor radioaktivní látky zvláštní formy vyžaduje jednostranné schválení.

**2.2.7.2.3.3.2** Radioaktivní látka zvláštní formy musí být takové povahy, nebo musí být vyrobena tak, aby po provedených zkouškách podle 2.2.7.2.3.3.4 až 2.2.7.2.3.3.8 splňovala následující požadavky:

- (a) nepraskne nebo se nerozdrtí v průběhu zkoušek na náraz, tlak a ohyb podle 2.2.7.2.3.3.5 (a), (b), (c) a 2.2.7.2.3.3.6 (a);
- (b) neroztaví se nebo se nerozpptlí při tepelných zkouškách specifikovaných v 2.2.7.2.3.3.5 (d) nebo 2.2.7.2.3.3.6 (b); a
- (c) aktivita vody při stanovení vyluhovatelnosti podle 2.2.7.2.3.3.7. a 2.2.7.2.3.3.8 nepřekročí 2 kBq; nebo u uzavřených zářičů rychlost objemového úniku při zkoušce hodnotící objemový únik, specifikovaný v publikaci Mezinárodní organizace pro standardizaci: „Radiační ochrana - uzavřené radioaktivní zářiče - metody zkoušek netěsnosti, jak je specifikováno v ISO 9978:1992“, nepřekročí příslušnou mez stanovenou příslušným orgánem.

**2.2.7.2.3.3.3** Důkaz o dodržení požadovaných kritérií podle 2.2.7.2.3.3.2 musí být v souladu s 6.4.12.1 a 6.4.12.2. ADR.

**2.2.7.2.3.3.4** Vzorky, které obsahují nebo simulují radioaktivní látku zvláštní formy, musí být podrobeny pádové zkoušce, zkoušce nárazem, ohýbací zkoušce a tepelné zkoušce podle 2.2.7.2.3.3.5 nebo alternativně zkoušce podle 2.2.7.2.3.3.6. Pro každou z těchto zkoušek může být použit jiný vzorek. Po každé zkoušce musí být provedeno stanovení vyluhovatelnosti nebo test rychlosti objemového úniku daného vzorku pomocí metody, která nesmí být méně citlivá než metody specifikované v 2.2.7.2.3.3.7 pro nerozpptitelnou tuhou látku nebo podle bodu 2.2.7.2.3.3.8 pro zapouzdřenou látku.



**2.2.7.2.3.3.5 Závazné zkušební metody jsou:**

- (a) Pádová zkouška: Vzorek musí padnout na podložku (terč) z výšky 9 m. Podložka musí odpovídat definici v 6.4.14 ADR;
- (b) Zkouška průrazem: vzorek musí být umístěn na plátu olova, podepřeném hladkou tuhou plochou a musí do něj narazit plochou přední stranou tyč z měkké oceli tak, aby způsobila náraz odpovídající důsledku nárazu hmoty 1,4 kg padající volným pádem z 1 m. Spodní část tyče musí mít průměr 25 mm s hranami zaoblenými na poloměr  $(3,0 \pm 0,3)$  mm. Olovo o tvrdosti 3,5 - 4,5 podle Vickersovy stupnice a o tloušťce nejvýše 25 mm musí překrývat plochu větší, než činí plocha vzorku. Pro každý náraz musí být použit nový olověný povrch. Tyč musí na vzorek narazit v místě předpokládaného největšího poškození;
- (c) Zkouška ohybem se musí provádět pouze pro dlouhé a tenké zdroje, které mají minimální délku 10 cm a současně poměr délky k minimální šířce činí nejméně 10. Vzorek musí být pevně uchycen tak, aby jedna jeho polovina vyčnívala přes okraj uchycení. Orientace vzorku musí být taková, aby došlo k jeho maximálnímu poškození, když na jeho volný konec narazí přední plocha ocelové tyče. Ocelová tyč musí na vzorek narazit tak, aby způsobila náraz odpovídající důsledku nárazu hmoty 1,4 kg padající volným pádem z 1 m. Spodní část tyče musí mít průměr 25 mm s hranami zaoblenými na poloměr  $(3,0 \pm 0,3)$  mm;
- (d) Tepelná zkouška: Vzorek musí být ohříván na vzduchu na teplotu 800 °C, na této teplotě musí být udržován 10 minut a poté se musí nechat vychladnout.

**2.2.7.2.3.3.6 Vzorky, které obsahují nebo simulují radioaktivní látku uzavřenou v hermetickém pouzdru, nemusí být prověřovány:**

- (a) zkouškami předepsanými v 2.2.7.2.3.3.5 (a) a (b) za předpokladu, že tyto vzorky jsou alternativně vystaveny zkoušce nárazem předepsané v normě ISO 2919:2012: "Radiation Protection - Sealed Radioactive Sources - General requirements and classification (Radiační ochrana – Uzavřené radioaktivní zářiče – Všeobecné požadavky a klasifikace), a to:
  - (i) zkoušce nárazem 4. třídy, pokud hmotnost radioaktivní látky zvláštní formy je rovna nebo menší než 200 g;
  - (ii) zkoušce nárazem 5. třídy, pokud hmotnost radioaktivní látky zvláštní formy je rovna nebo větší než 200 g, avšak menší než 500 g;
- (b) zkouškou, předepsanou v 2.2.7.2.3.3.5 (d), za předpokladu, že alternativně jsou vystaveny teplotní zkoušce 6. třídy, předepsané v publikaci Mezinárodní organizace pro standardizaci: ISO 2919:2012 „Radiační ochrana – Uzavřené radioaktivní zářiče – Všeobecné požadavky a klasifikace“.

**2.2.7.2.3.3.7 Pro vzorky obsahující nebo simulující nerozptýlitelnou tuhou látku, musí být stanovení vyluhovatelnosti prováděno následovně:**

- (a) vzorek musí být na sedm dní ponořený do vody (ke stanovení vyluhovatelnosti) při pokojové teplotě. Objem vody použité ke zkoušce musí být takový, aby na konci sedmidenního zkušebního období zaručoval, že volný objem neabsorbované a nezreagované vody bude při nejmenším dosahovat 10% objemu samotného vzorku tuhé látky. Voda musí mít počáteční pH 6 - 8 a maximální vodivost 1 mS/m při 20 °C;
- (b) voda se vzorkem se musí poté ohřát na teplotu  $50 \pm 5$  °C a tato teplota musí být udržována po dobu 4 hodin;
- (c) potom musí být stanovena aktivita vody;
- (d) nato musí být vzorek ponechán v klidném ovzduší po dobu sedmi dnů při minimální teplotě 30 °C a minimální relativní vlhkosti 90 %;
- (e) následně musí být vzorek ponořen do vody o stejné specifikaci jako v bodě (a) výše a tato voda se musí poté ohřát na teplotu  $50 \pm 5$  °C a, tato teplota musí být udržována po dobu 4 hodin;
- (f) nakonec musí být stanovena aktivita vody.

**2.2.7.2.3.3.8 Pro vzorky obsahující nebo simulující radioaktivní látku uzavřenou v hermetickém pouzdru, musí být provedeno buď stanovení vyluhovatelnosti, nebo rychlosti objemového úniku, a to následujícím způsobem:**

- (a) Vyluhovací zkouška musí sestávat z následujících kroků:
  - (i) vzorek musí být ponořený do vody při pokojové teplotě. Voda musí mít počáteční pH 6 - 8 a maximální vodivost 1 mS/m při 20 °C;

- (ii) voda se vzorkem se musí poté ohřát na teplotu  $50 \pm 5$  °C a tato teplota musí být udržována po dobu 4 hodin;
- (iii) potom musí být stanovena aktivita vody;
- (iv) nato musí být vzorek ponechán v klidném ovzduší po dobu sedmi dnů při minimální teplotě 30 °C a minimální relativní vlhkosti 90 %;
- (v) postup podle bodů (i), (ii) a (iii) musí být opakován.
- (b) Alternativní stanovení rychlosti objemového úniku musí zahrnovat kteroukoliv ze zkoušek, předepsaných v publikaci Mezinárodní organizace pro standardizaci: „Radiální ochrana - uzavřené radioaktivní zářiče - metody zkoušek netěsnosti, ISO 9987:1992, pokud jsou přijatelné pro příslušný orgán.

#### 2.2.7.2.3.4 Radioaktivní látky s nízkou rozptýlitelností

2.2.7.2.3.4.1 Konstrukce radioaktivní látky s malou rozptýlitelností podléhá vícestrannému schválení. Radioaktivní látka s malou rozptýlitelností musí být takové povahy, aby celkové množství této radioaktivní látky v kusu, s přihlédnutím k ustanovením v 6.4.8.14 ADR, splnilo následující požadavky:

- (a) hodnota příkonu dávkového ekvivalentu ve vzdálenosti 3 m od nestíněné radioaktivní látky nesmí překročit hodnotu 10 mSv/h;
- (b) po provedení testů specifikovaných v 6.4.20.3 a 6.20.4 ADR, nesmí aktivita uvolněných aerosolů ve formě plynné nebo tuhých částic překročit, až do aerodynamického ekvivalentu průměru 100  $\mu\text{m}$ , hodnotu 100  $A_2$ . Pro každou zkoušku může být použit zvláštní vzorek; a
- (c) po provedení zkoušky podle 2.2.7.2.3.1.4, aktivita ve vodě nesmí nepřekročit 100  $A_2$ . Při tomto testu musí být vzato v úvahu poškození v důsledku zkoušek uvedených v bodu (b).

#### 2.2.7.2.3.4.2 Radioaktivní látka s malou rozptýlitelností musí být zkoušena následovně:

Vzorek obsahující nebo simulující radioaktivní látku s malou rozptýlitelností musí být podroben rozšířené tepelné zkoušce specifikované v 6.4.20.3 ADR a nárazové zkoušce specifikované v 6.4.20.4 ADR. Pro každou ze zkoušek může být použit jiný vzorek. Po každé zkoušce musí být vzorek podroben vyluhovací zkoušce specifikované v 2.2.7.2.3.1.4. Po každé zkoušce musí být stanoveno, zda jsou naplněny aplikovatelné požadavky uvedené v 2.2.7.2.3.4.1.

#### 2.2.7.2.3.4.3 Důkaz o dodržení požadovaných kritérií podle 2.2.7.2.3.4.1 a 2.2.7.2.3.4.2 musí být v souladu s 6.4.12.1 a 6.4.12.2 ADR.

#### 2.2.7.2.3.5 Štěpná látka

Štěpné látky a kusy obsahující štěpné látky musí být klasifikovány jako „ŠTĚPNÁ“ přiřazením pod příslušnou položku tabulky 2.2.7.2.1.1, ledaže by byly vyjmuty podle jednoho z ustanovení pododstavců (a) až (f) níže a přepravovány podle požadavků uvedených v 7.1.4.14.7.4.3. Všechna tato ustanovení se vztahují pouze na látky v kusech, které splňují požadavky v 6.4.7.2 ADR, pokud není nebalený materiál v ustanovení výslovně povolen.

- (a) uran obohacený maximálně na 1 hmot. % uranu-235 a s celkovým obsahem plutonia a uranu-233 nepřevyšujícím 1 hmot. % uranu-235 za předpokladu, že štěpné nuklidy jsou rozloženy zcela homogenně v celém objemu. Navíc, je-li uran-235 ve formě kovu, oxidu nebo karbidu, nesmí být uspořádán ve tvaru mříže;
- (b) kapalně roztoky dusičnanu uranylu s uranem obohaceným maximálně na 2 hmot. % uranu-235, přičemž celkový obsah plutonia a uranu-233 nesmí přesáhnout 0,002 % hmotnosti uranu a minimální poměr počtu atomů dusíku ku počtu atomů uranu (N/U) musí být 2;
- (c) Uran obohacený maximálně na 5 % hmot. izotopem 235U za předpokladu, že:
  - (i) hmotnost izotopu 235U není větší než 3,5 g na kus,
  - (ii) celkový obsah plutonia a izotopu 233U nepřekračuje 1 % hmotnosti izotopu 235U na kus,
  - (iii) pro přepravu kusu platí mez pro zásilku daná v 7.1.4.14.7.4.3 (c);
- (d) štěpné nuklidy s celkovou hmotností nepřevyšující 2 g na kus za předpokladu, že pro přepravu kusu platí meze pro zásilku daná v 7.1.4.14.7.4.3 (d);

- (e) štěpné nuklidy s celkovou hmotností nepřevyšující 45 g, buď v obalu, nebo nebalené, za předpokladu, že pro přepravu platí meze pro zásilku dané v 7.1.4.14.7.4.3 (e);
- (f) štěpné látky, které splňují požadavky uvedené v 7.1.4.14.7.4.3 (b), 2.2.7.2.3.6 a 5.1.5.2.1.

2.2.7.2.3.6 Štěpné látky vyjmuté z klasifikace jako „ŠTĚPNÁ“ na základě 2.2.7.2.3.5 (f) musí být v podkritickém stavu bez potřeby kontroly nahromadění za následujících podmínek:

- (a) ustanovení 6.4.11.1 (a) ADR;
- (b) shodných s podmínkami pro hodnocení kusů uvedenými v 6.4.11.12 (b) a 6.4.11.13 (b) ADR.

#### 2.2.7.2.4 Klasifikace kusů nebo nebalené látky

Množství radioaktivní látky v kusu nesmí překročit příslušné meze, jak je uvedeno v následujícím.

##### 2.2.7.2.4.1 Klasifikace jako vyjmutý kus

2.2.7.2.4.1.1 Kus může být klasifikován jako vyjmutý kus, splňuje-li jednu z následujících podmínek:

- (a) je prázdným obalem, který obsahoval radioaktivní látku;
- (b) obsahuje přístroje nebo výrobky nepřevyšující meze aktivity specifikované ve sloupcích (2) a (3) tabulky 2.2.7.2.4.1.2;
- (c) obsahuje výrobky vyrobené z přírodního uranu, ochuzeného uranu nebo přírodního thoria;
- (d) obsahuje radioaktivní látky nepřevyšující meze aktivity specifikované ve sloupci (4) tabulky 2.2.7.2.4.1.2; nebo
- (e) obsahuje méně než 0.1 kg hexafluoridu uranu nepřevyšující meze aktivity specifikované ve sloupci (4) tabulky 2.2.7.2.4.1.2.

2.2.7.2.4.1.2 Kus, který obsahuje radioaktivní látky, může být klasifikován jako vyjmutý kus, pokud dávkový příkon na libovolném místě jeho vnějšího povrchu nepřevyšuje 5  $\mu\text{Sv/h}$ .

**Tabulka 2.2.7.2.4.1.2: Meze aktivity pro vyjmuté kusy**

Fyzikální stav obsahu (skupenství)	Přístroj nebo výrobek		Látky – meze pro radioaktivní kusy <sup>a</sup>
	Meze pro předměty <sup>a</sup>	Meze pro radioaktivní kusy <sup>a</sup>	
<b>Tuhé látky:</b>			
zvláštní forma	$10^{-2}A_1$	$A_1$	$10^{-3}A_1$
jiné	$10^{-2}A_2$	$A_2$	$10^{-3}A_2$
<b>Kapaliny</b>	$10^{-3}A_2$	$10^{-1}A_2$	$10^{-4}A_2$
<b>Plyny:</b>			
Tritium	$2 \times 10^{-2}A_2$	$2 \times 10^{-1}A_2$	$2 \times 10^{-2}A_2$
zvláštní forma	$10^{-3}A_1$	$10^{-2}A_1$	$10^{-3}A_1$
jiné	$10^{-3}A_2$	$10^{-2}A_2$	$10^{-3}A_2$

<sup>a</sup> Pro směsi radionuklidů, viz 2.2.7.2.2.4 až 2.2.7.2.2.6.

2.2.7.2.4.1.3 Radioaktivní látky, které jsou uzavřeny v přístroji nebo obsaženy ve výrobku, nebo tvoří součást těchto předmětů, mohou být klasifikovány jako UN 2911 LÁTKA RADIOAKTIVNÍ, VYJMUTÝ KUS – PŘÍSTROJE nebo VÝROBKY, za předpokladu že:

- (a) příkon dávkového ekvivalentu ve vzdálenosti 10 cm od libovolného místa vnějšího povrchu nebaleného přístroje nebo výrobku není vyšší než 0,1 mSv/h;
- (b) každý přístroj nebo výrobek je opatřen na vnějším povrchu značkou „RADIOAKTIVNÍ“ („RADIOACTIVE“) s výjimkou:
  - (i) hodin nebo zařízení opatřených značením provedeným barvami světélkujícími na základě radioluminiscence;
  - (ii) spotřebních výrobků majících povolení příslušného orgánu podle 1.7.1.4 (e) nebo jednotlivě nepřevyšují meze aktivity pro vyjmuté zásilky, specifikované v tabulce

- 2.2.7.2.2.1 (sloupec 5), za předpokladu, že takové výrobky jsou přepravovány v obalu, který je označen značkou „RADIOAKTIVNÍ“ na jeho vnitřním povrchu takovým způsobem, že toto upozornění na přítomnost radioaktivní látky je viditelné při otevření obalu;
- (iii) ostatní přístroje nebo výrobky příliš malé, aby mohly být označeny značkou „RADIOAKTIVNÍ“ („Radioactive“), za předpokladu, že jsou přepravovány v obalu, který je označen značkou „RADIOAKTIVNÍ“ na jeho vnitřním povrchu takovým způsobem, že toto upozornění na přítomnost radioaktivní látky je viditelné při otevření obalu;
- (c) radioaktivní látka je úplně uzavřena neaktivními součástmi (přítom zařízení, jehož jediným účelem je obsahovat radioaktivní látku nelze považovat za přístroj nebo výrobek ve výše uvedeném smyslu); a
- (d) platí limity specifikované ve sloupcích 2 a 3 tabulky 2.2.7.2.4.1.2 pro každou jednotlivou položku a každý kus.
- 2.2.7.2.4.1.4 Radioaktivní látky v jiných formách, než jsou formy uvedené v 2.2.7.2.4.1.3, jejichž aktivita nepřekračuje meze stanovené ve sloupci 4 tabulky 2.2.7.2.4.1.2, může být klasifikována jako UN 2910 LÁTKA RADIOAKTIVNÍ, VYJMUTÝ KUS - OMEZENÁ MNOŽSTVÍ, pokud:
- (a) kus udrží svůj radioaktivní obsah za podmínek běžné přepravy; a
- (b) Kus je označen značkou „RADIOAKTIVNÍ“ („RADIOACTIVE“), buď:
- (i) na vnitřním povrchu takovým způsobem, že upozornění na přítomnost radioaktivní látky je viditelné při otevření obalu, nebo
- (ii) na vnějším povrchu kusu, je-li nepraktické takto označovat vnitřní povrch.
- 2.2.7.2.4.1.5 Hexafluorid uranu nepřevyšující meze aktivity specifikované ve sloupci (4) tabulky 2.2.7.2.4.1.2 může být klasifikován jako UN 3507 RADIOAKTIVNÍ LÁTKA, VYJMUTÝ KUS, HEXAFLUORID URANU, méně než 0.1 kg na kus, jiná než štěpná nebo vyjmutá štěpná za předpokladu, že:
- (a) hmotnost hexafluoridu uranu v kusu je menší než 0.1 kg;
- (b) jsou splněny podmínky 2.2.7.2.4.5.2 a 2.2.7.2.4.1.4 (a) a (b).
- 2.2.7.2.4.1.6 Výrobky vyrobené z přírodního uranu, ochuzeného uranu nebo přírodního thoria a výrobky, ve kterých jsou jedinými radioaktivními látkami neozářený přírodní uran, neozářený ochuzený uran nebo neozářené přírodní thorium, mohou být klasifikovány jako UN 2909 LÁTKA RADIOAKTIVNÍ, VYJMUTÝ KUS - VÝROBKY Z PŘÍRODNÍHO URANU nebo OCHUZENÉHO URANU nebo PŘÍRODNÍHO THORIA za předpokladu, že vnější povrch uranu nebo thoria je uzavřen v neaktivním plášti z kovu nebo jiného tuhého materiálu.
- 2.2.7.2.4.1.7 Prázdný obal, který obsahoval radioaktivní látky, může být klasifikován jako UN 2908 LÁTKA RADIOAKTIVNÍ, VYJMUTÝ KUS - PRÁZDNÝ OBAL, za předpokladu, že:
- (a) je v bezvadném stavu a je bezpečně uzavřen;
- (b) vnější povrch každé jeho součásti z uranu nebo thoria je uzavřen neaktivním pláštěm z kovového nebo jiného tuhého materiálu;
- (c) úroveň nefixované kontaminace na jeho vnitřním povrchu o ploše větší než 300 cm<sup>2</sup> nepřekračuje:
- (i) 400 Bq/cm<sup>2</sup> pro beta a gama záři a nízkotoxické alfa záři; a
- (ii) 40 Bq/cm<sup>2</sup> pro všechny ostatní alfa záři; a
- (d) veškeré bezpečnostní značky, které na něm mohly být umístěny v souladu s 5.2.2.1.11.1, jsou zakryty, znehodnoceny nebo odstraněny.
- 2.2.7.2.4.2 Klasifikace jako látka s nízkou specifickou aktivitou (LSA)  
Radioaktivní látka může být zaříděna jako látka LSA za předpokladu, že je splněna definice látky LSA v 2.2.7.1.3 a podmínky dle 2.2.7.2.3.1, 4.1.9.2 a 7.5.11 CV33 (2) ADR.
- 2.2.7.2.4.3 Klasifikace jako povrchově kontaminovaný předmět (SCO)  
Radioaktivní látka může být zaříděna jako SCO za předpokladu, že je splněna definice SCO v 2.2.7.1.3 a podmínky dle 2.2.7.2.3.2, 4.1.9.2 a 7.5.11 CV33 (2) ADR.

**2.2.7.2.4.4 Klasifikace jako kus typu A**

Kusy obsahující radioaktivní látky mohou být zaříděny jako kus typu A za předpokladu dodržení následujících podmínek:

Kusy typu A nesmí obsahovat aktivity větší než jedna z následujících hodnot:

- (a) hodnotu  $A_1$ ; pro radioaktivní látku zvláštní formy;
- (b) hodnotu  $A_2$ ; pro všechny ostatní radioaktivní látky.

Pro směsi radionuklidů jejichž identita a příslušné aktivity jsou známy, platí následující podmínka pro radioaktivní látku kusu typu A:

$$\sum_i \frac{B(i)}{A_1(i)} + \sum_j \frac{C(j)}{A_2(j)} \leq 1$$

kde:

$B(i)$  je aktivita radionuklidu  $i$  jako radioaktivní látky zvláštní formy;

$A_1(i)$  je hodnota  $A_1$  pro radionuklid  $i$ ;

$C(j)$  je aktivita radionuklidu  $j$  jako radioaktivní látky jiné než radioaktivní látka zvláštní formy;

$A_2(j)$  je hodnota  $A_2$  pro radionuklid  $j$ .

**2.2.7.2.4.5 Klasifikace hexafluoridu uranu****2.2.7.2.4.5.1 Kusy obsahující hexafluorid uranu nesmí obsahovat:**

- (a) UN 2977, LÁTKA RADIOAKTIVNÍ, HEXAFLUORID URANU, ŠTĚPNÁ;
- (b) UN 2978, LÁTKA RADIOAKTIVNÍ, HEXAFLUORID URANU, jiná než štěpná nebo vyjmutá štěpná; nebo
- (c) UN 3507 LÁTKA RADIOAKTIVNÍ, VYJMUTÝ KUS, HEXAFLUORID URANU, méně než 0.1 kg na kus, jiná než štěpná nebo vyjmutá štěpná.

**2.2.7.2.4.5.2 Obsah kusu obsahujícího hexafluorid uranu musí splňovat následující požadavky:**

- (a) pro UN 2977 a UN 2978 nesmí být hmotnost hexafluoridu uranu odlišná od hmotnosti povolené typovým schválením kusu a pro UN 3507 musí být hmotnost hexafluoridu uranu menší než 0.1 kg;
- (b) hmotnost hexafluoridu uranu nesmí být větší než taková hodnota, která by umožňovala menší než 5 % volný objem při maximální teplotě kusu, jak je specifikována pro systémy toho zařízení, kde se bude kus používat; a
- (c) hexafluorid uranu musí být v pevném skupenství a vnitřní tlak nesmí být vyšší než tlak atmosférický při předání k přepravě.

**2.2.7.2.4.6 Zařídění jako kusy typu B(U), typu B(M) nebo typu C****2.2.7.2.4.6.1 Kusy, které nejsou zaříděny podle 2.2.7.2.4 (2.2.7.2.4.1 až 2.2.7.2.4.5) musí být zaříděny v souladu s rozhodnutím o typovém schválení kusu vydaným příslušným orgánem v zemi původu nebo konstrukce vzoru.****2.2.7.2.4.6.2 Obsah kusů typu B(U), typu B(M) nebo typu C musí být takový, jak je specifikováno v rozhodnutí o typovém schválení kusu.****2.2.7.2.5 Zvláštní ujednání**

Radioaktivní látka musí být zaříděna jako přepravovaná podle zvláštního ujednání, když je určena k přepravě v souladu s 1.7.4.

**2.2.8 Třída 8 Žíravé látky****2.2.8.1 Definice, základní ustanovení a kritéria**

2.2.8.1.1 Žíravé látky jsou látky, které svým chemickým účinkem způsobí nevratné poškození kůže nebo v případě úniku mohou způsobit škody na jiných věcech nebo na dopravních prostředcích nebo je mohou zničit. Pod název této třídy spadají také látky, které teprve s vodou tvoří žíravé kapaliny, nebo které za přítomnosti přirozené vlhkosti vzduchu vytvářejí žíravé páry nebo mlhy.

2.2.8.1.2 Pro látky a směsi, které jsou žíravé pro kůži, jsou základní ustanovení klasifikace uvedena v pododdílu 2.2.8.1.4. Poleptání kůže vede k tvorbě nevratných poškození kůže, jmenovitě viditelná nekróza pokožky a škáry po expozici látky nebo směsi.

2.2.8.1.3 U kapalin a u tuhých látek, které mohou zkapalnět během přepravy, u nichž se předpokládá, že nejsou žíravé pro kůži, je třeba ještě zohlednit jejich schopnost způsobit korozi některých kovových povrchů v souladu s kritérii v 2.2.8.1.5.3 (c) (ii).

2.2.8.1.4 Základní ustanovení klasifikace

2.2.8.1.4.1 Látky a předměty třídy 8 jsou rozděleny následovně:

C1-C11 Žíravé látky bez vedlejšího nebezpečí a předměty obsahující takové látky:

C1 - C4	Kyselé látky	
	C1	anorganické, kapalné
	C2	anorganické, tuhé
	C3	organické, kapalné
C5 - C8	Zásadité látky	
	C5	anorganické, kapalné
	C6	anorganické, tuhé
	C7	organické, kapalné
C9-C10	Jiné žíravé látky	
	C9	kapalné
	C10	tuhé
C11	Předměty	
CF	Žíravé látky, hořlavé	
CF1	kapalné	
	tuhé	
CS	Žíravé látky, schopné samoohřevu	
CS1	kapalné	
	tuhé	
CW	Žíravé látky, které ve styku s vodou vyvíjejí hořlavé plyny	
CW1	kapalné	
	tuhé	
CO	Žíravé látky, podporující hoření	
CO1	kapalné	
	tuhé	
CT	Žíravé látky, toxické a předměty obsahující takové látky	
CT1	kapalné	
	tuhé	

## CT3 předměty

- CFT Žíravé látky, kapalné, hořlavé, toxické
- COT Žíravé látky, podporující hoření, toxické.

2.2.8.1.4.2 Látky a směsi třídy 8 jsou na základě svého stupně nebezpečí, které představují při přepravě, přiřazeny k následujícím obalovým skupinám:

- (a) Obalová skupina I: velmi nebezpečné látky a směsi;
- (b) Obalová skupina II: látky a směsi představující střední nebezpečí;
- (c) Obalová skupina III: látky a směsi představující nízké nebezpečí.

2.2.8.1.4.3 Přiřazení látek uvedených v tabulce A kapitoly 3.2 k obalovým skupinám ve třídě 8 je založeno na získaných zkušenostech se zohledněním dalších faktorů, jako nebezpečí při vdechnutí (viz 2.2.8.1.4.5) a schopnost reagovat s vodou (včetně vytvoření nebezpečných produktů rozkladu).

2.2.8.1.4.4 Nové látky a směsi mohou být přiřazeny k obalovým skupinám na základě doby působení, která je nezbytná pro vyvolání nevratného poškození neporaněné kožní tkáně v souladu s kritérii uvedenými v 2.2.8.1.5. Pro směsi mohou být obdobně použita kritéria v 2.2.8.1.6.

2.2.8.1.4.5 Látka nebo směs, která splňuje kritéria třídy 8 a odpovídá toxicitou při vdechnutí prachu a mlhy (LC<sub>50</sub>) obalové skupině I, ale toxicitu při požití nebo absorpcí kůží odpovídá jen obalové skupině III nebo nižší, musí být přiřazeny ke třídě 8 (viz 2.2.61.1.7.2).

2.2.8.1.5 Přiřazení látek a směsí k obalovým skupinám

2.2.8.1.5.1 První úroveň hodnocení představují data získaná z testování u lidí a zvířat, včetně informací z jednorázové nebo opakované expozice, neboť poskytují informace, které jsou přímo relevantní pro hodnocení účinků na kůži.

2.2.8.1.5.2 Při přiřazování látek k obalovým skupinám v souladu s pododdílem 2.2.8.1.4.4 se musí zohlednit zkušenosti získané při jejich náhodném působení. Jestliže takové zkušenosti chybí, je třeba přiřazení provést na základě výsledků pokusů podle směrnice pro zkoušení OECD 404<sup>5</sup> nebo 435<sup>6</sup>. Látka nebo směs, která podle směrnice pro zkoušení OECD 430<sup>7</sup> nebo 431<sup>8</sup> není určena jako látka žíravá, smí být považována pro účely ADR bez dalšího zkoušení za látku, která není žíravá vůči pokožce.

2.2.8.1.5.3 Žíravé látky jsou přiřazeny k obalovým skupinám v souladu s následujícími kritérii (viz tabulka 2.2.8.1.5.3):

- (a) K obalové skupině I jsou přiřazeny látky, které během pozorovací doby 60 minut začínají působit po době působení 3 minut nebo kratší nevratné poškození neporaněné kožní tkáně;
- (b) K obalové skupině II jsou přiřazeny látky, které během pozorovací doby 14 dní začínají působit po době působení delší než 3 minuty, avšak nejvýše 60 minut, nevratné poškození neporaněné kožní tkáně;
- (c) K obalové skupině III jsou přiřazeny látky:
  - (i) které během pozorovací doby 14 dní začínají působit po době působení delší než 60 minut, nejvýše však 4 hodiny, nevratné poškození neporaněné kožní tkáně; nebo
  - (ii) u kterých se předpokládá, že nezpůsobí nevratné poškození neporaněné kožní tkáně, u kterých však rychlost koroze buď na ocelových, nebo hliníkových površích při zkušební teplotě 55 °C překračuje hodnotu 6,25 mm za rok, zkouší-li se na obou materiálech. Pro zkoušky je nutno použít ocel typu S235JR+CR (1.0037 resp. St 37-2), S275J2G3+CR(1.0144 resp. St 44-3), ISO 3574, Unifikovaný číslovací systém (UNS) G10200 nebo SAE 1020 a pro zkoušky hliníku nepotažené typy 7075-T6 nebo AZ5GU-T6. Uznávaná zkouška je předepsána v Příručce zkoušek a kritérií, části III, oddílu 37.

<sup>5</sup> OECD Guideline for the testing of chemicals No. 404 „Acute Dermal Irritation/Corrosion“ 2015.

<sup>6</sup> OECD Guideline for the testing of chemicals No. 435 „In Vitro Membrane Barrier Test Method for Skin Corrosion“ 2015.

<sup>7</sup> OECD Guideline for the testing of chemicals No. 430 „In Vitro Skin Corrosion: Transcutaneous Electrical Resistance Test (TER)“ 2015.

<sup>8</sup> OECD Guideline for the testing of chemicals No. 431 „In Vitro Skin Corrosion: Human Skin Model Test“ 2015.

**POZNÁMKA:** Pokud první zkouška buď na oceli, nebo hliníku ukáže, že je zkoušená látka korozivní, nevyžaduje se již následná zkouška na druhém kovu.

**Tabulka 2.2.8.1.5.3** Tabulka sumarizující kritéria uvedená v 2.2.1.5.3

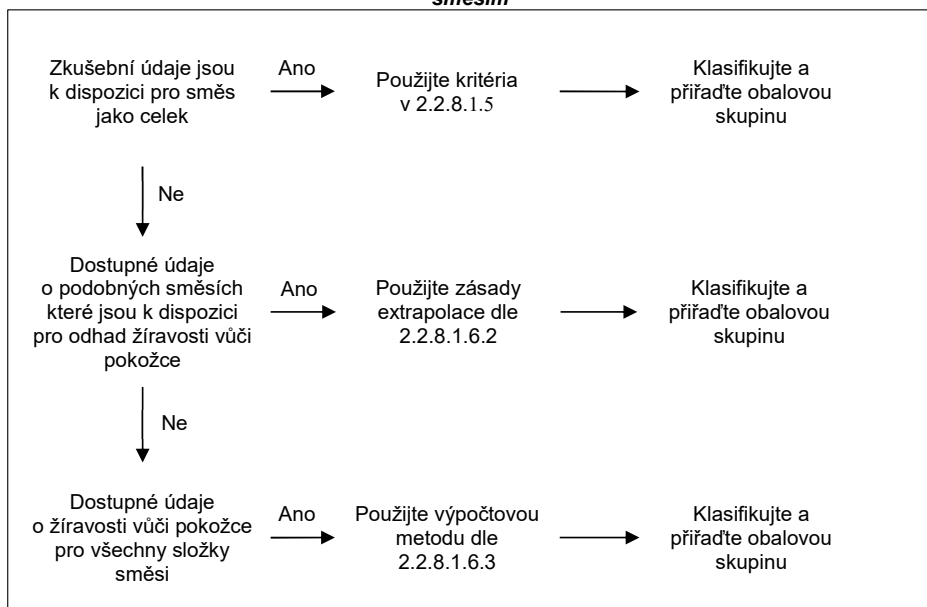
Obalová skupina	Doba působení	Pozorovací doba	Účinek
I	≤ 3 min	≤ 60 min	Nevratné poškození neporaněné kožní tkáně
II	> 3 min ≤ 1 h	≤ 14 d	Nevratné poškození neporaněné kožní tkáně
III	> 1 h ≤ 4 h	≤ 14 d	Nevratné poškození neporaněné kožní tkáně
III	-	-	Rychlost koroze buď na ocelových, nebo hliníkových površích překračuje 6,25 mm za rok při zkušební teplotě 55 °C, zkoušeli se na obou materiálech

2.2.8.1.6 Alternativní metody přiřazování obalových skupin pro směsi: postupový přístup

2.2.8.1.6.1 Všeobecná ustanovení

U směsí je nezbytné získat nebo odvodit informace, které umožní využití kritérií pro klasifikaci a přiřazení obalových skupin. Přístup ke klasifikaci a přiřazení obalových skupin je odstupňován a je závislý na množství dostupných informací pro směs samotnou, pro podobné směsi a/nebo pro její složky. Postupový diagram na Obrázku 2.2.8.1.6.1 níže popisuje proces, který má být dodržen:

**Obrázek 2.2.8.1.6.1: Postupový diagram klasifikace a přiřazení obalové skupiny žíravým směsím**



2.2.8.1.6.2 Zásady extrapolace

Pokud směs nebyla podrobena zkoušce ke zjištění jejího potenciálu žíravosti pro kůži, ale existují dostatečné údaje o jednotlivých složkách a podobných zkoušených směsích tak, aby bylo možné směs klasifikovat a přiřadit k obalové skupině, budou tato data použita v souladu s následujícími zásadami extrapolace. Tím je zajištěno, že se v procesu klasifikace využívají k charakterizaci nebezpečí směsi dostupné údaje v největší možné míře.



- (a) Ředění: Pokud je testovaná směs zředěna ředidlem, které nesplňuje kritéria pro třídu 8 a neovlivňuje obalovou skupinu ostatních složek, smí být nová zředěná směs přiřazena ke stejné obalové skupině jako původní zkoušená směs.

**POZNÁMKA:** V určitých případech může zředění směsi nebo látky vést ke zvýšení žíravých vlastností. Pokud tomu tak je, tuto metodu extrapolace nelze použít.

- (b) Dávkování: Potenciál žíravosti pro kůži zkoušené výrobní šarže směsi smí být považován za rovnocenný jiné směsi – nezkoušené výrobní šarže téhož obchodního produktu, je-li vyráběn stejným výrobcem nebo pod kontrolou téhož výrobce, pokud není důvod se domnívat, že došlo k významné změně tak, že se potenciál žíravosti pro kůži nezkoušené výrobní šarže změnil. Pokud k tomu dojde, je nutná nová klasifikace.
- (c) Koncentrace směsí obalových skupin I: Je-li zkoušená směs splňující kritéria pro zařazení do obalové skupiny I koncentrovaná, pak více koncentrovaná nezkoušená směs smí být zařazena do obalové skupiny I bez dalších zkoušek.
- (d) Interpolace v rámci jedné obalové skupiny: Pro tři směsi (A, B a C) s identickými složkami, jestliže směsi A a B byly vyzkoušeny a jsou ve stejné obalové skupině, a jestliže nezkoušená směs C má tytéž složky třídy 8 jako směsi A a B, ale má koncentrace složek třídy 8 mezi koncentracemi ve směsích A a B, pak se předpokládá, že směs C je ve stejné obalové skupině jako směsi A a B.
- (e) Podobnost směsí: Jsou-li dány následující předpoklady:
- (i) dvě směsi: (A + B) a (C + B);
  - (ii) Koncentrace složky B je stejná v obou směsích;
  - (iii) Koncentrace složky A ve směsi (A + B) se rovná koncentraci složky C ve směsi (C + B);
  - (iv) Údaje o žíravosti složek A a C pro kůži jsou dostupné a jsou v podstatě ekvivalentní, to znamená, že jsou ve stejné obalové skupině a neovlivňují potenciál žíravosti pro kůži.

Pokud je směs (A + B) nebo (C + B) již klasifikována na základě údajů ze zkoušek, pak smí být další směs zařazena do stejné obalové skupiny.

#### 2.2.8.1.6.3 Výpočtová metoda založená na klasifikaci látek

##### 2.2.8.1.6.3.1 Pokud směs nebyla zkoušena za účelem stanovení jejího potenciálu žíravosti pro kůži a zároveň nejsou k dispozici ani dostatečné údaje o podobných směsích, považuje se za nutné klasifikovat žíravé vlastnosti látek ve směsi a přiřadit směs k obalové skupině.

Použití výpočtové metody je povoleno pouze tehdy, pokud neexistují žádné synergické efekty, které činí směs více žíravou než součet jejích látek. Toto omezení platí pouze tehdy, bude-li směs zařazena do obalové skupiny II nebo III.

##### 2.2.8.1.6.3.2 Při použití výpočtové metody musí být vzaty v úvahu všechny složky třídy 8, které jsou přítomny v koncentraci $\geq 1\%$ , nebo $<1\%$ , jsou-li tyto složky stále relevantní pro klasifikaci směsi jako žíravé pro kůži.

##### 2.2.8.1.6.3.3 Pro stanovení, zda směs obsahující žíravé látky musí být považována za žíravou směs a musí být přiřazena k obalové skupině, se použije výpočtová metoda uvedená v diagramu na Obrázku 2.2.8.1.6.3.

##### 2.2.8.1.6.3.4 Je-li v tabulce A kapitoly 3.2 nebo ve zvláštním ustanovení určité látky přiřazen specifický koncentrační limit (SCL), použije se tento limit namísto obecných koncentračních limitů (GCL). To je znázorněno na Obrázku 2.2.8.1.6.3, pro hodnocení obalové skupiny I se v prvním kroku použije 1% látek a v dalších krocích 5 %.

##### 2.2.8.1.6.3.5 Pro tento účel musí být sumární vzorec pro každý krok výpočtu přizpůsoben. To znamená, že tam, kde je to vhodné, se obecný koncentrační limit nahradí specifickým koncentračním limitem pro látku/y (SCL<sub>i</sub>), a upravený vzorec je váženým průměrem různých přiřazených koncentračních limitů různých látek ve směsi:

$$\frac{PGx_1}{GCL} + \frac{PGx_2}{SCL_2} + \dots + \frac{PGx_i}{SCL_i} \geq 1$$

Kde:

PG x = je koncentrace látky 1, 2,...i ve směsi přiřazené k obalové skupině x (I, II nebo III)

GCL = obecný koncentrační limit

SCLi = specifický koncentrační limit přiřazený látce i

Kritérium pro obalovou skupinu je splněno, když je výsledek výpočtu  $\geq 1$ . Obecné koncentrační limity, které se použijí pro hodnocení v každém kroku výpočtové metody, jsou uvedeny v Obrázku 2.2.8.1.6.3.

Příklady použití výše uvedeného vzorce naleznete v poznámce níže.

**POZNÁMKA:** Příklady použití výše uvedeného vzorce

*Příklad 1: Směs obsahuje jednu žiravou látku v koncentraci 5% přiřazenou k obalové skupině I bez specifického koncentračního limitu:*

*Výpočet pro obalovou skupinu I:  $5/(5 (GCL))=1 \rightarrow$  Zařadit do třídy 8, obalová skupina I.*

*Příklad 2: Směs obsahuje tři látky žiravé pro kůži; dvě z nich (A a B) mají specifické koncentrační limity; pro třetí (C) platí obecný koncentrační limit. Zbytek směsi není třeba brát v úvahu:*

Látka X ve směsi a její obalová skupina v rámci třídy 8	Koncentrace (konc.) ve směsi v %	Specifický koncentrační limit (SCL) pro OS I	Specifický koncentrační limit (SCL) pro OS II	Specifický koncentrační limit (SCL) pro OS III
A, přiřazená k obalové skupině I	3	30%	žádný	žádný
B přiřazená k obalové skupině I	2	20%	10%	žádný
C, přiřazená k obalové skupině III	10	žádný	žádný	žádný

Výpočet pro obalovou skupinu I:  $\frac{3 (konc A)}{30 (SCL PGI)} + \frac{2 (konc B)}{20 (SCL PGI)} = 0,2 < 1$

Kritérium pro obalovou skupinu I není splněno.

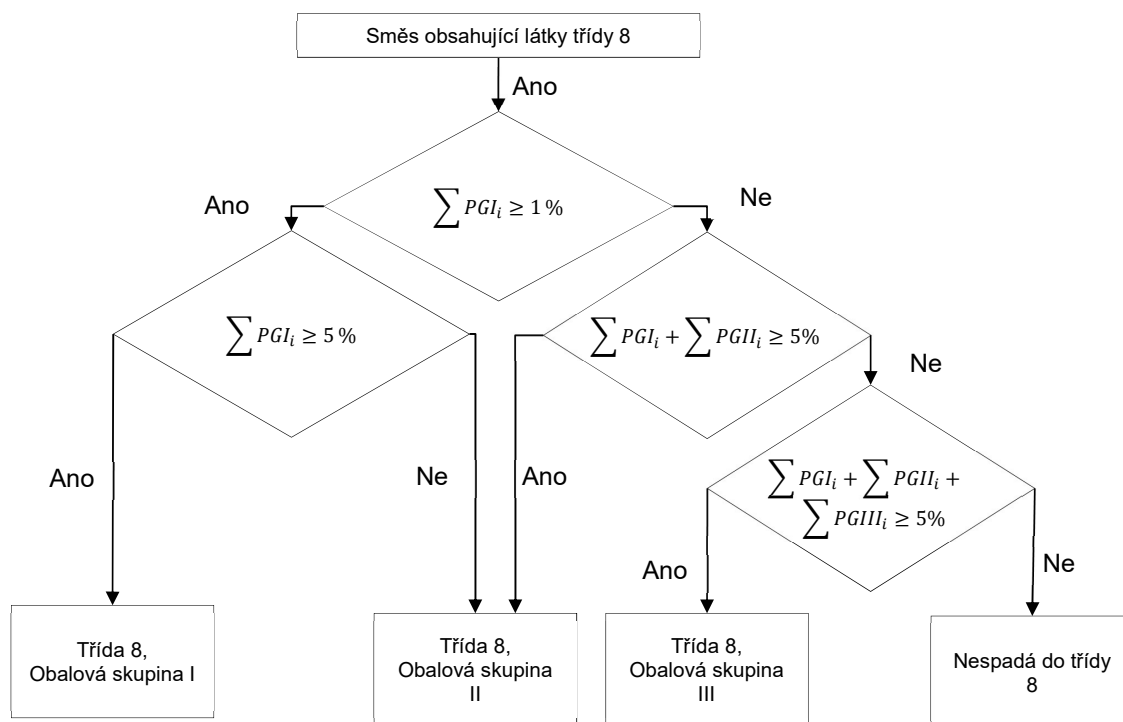
Výpočet pro obalovou skupinu II:  $\frac{3 (konc A)}{5 (SCL PGII)} + \frac{2 (konc B)}{10 (SCL PGII)} = 0,8 < 1$

Kritérium pro obalovou skupinu I není splněno.

Výpočet pro obalovou skupinu III:  $\frac{3 (konc A)}{5 (GCL PGIII)} + \frac{2 (konc B)}{10 (GCL PGIII)} + \frac{10 (konc C)}{5 (GCL PG III)} = 3 \geq 1$

Kritérium pro obalovou skupinu III je splněno, směs musí být zařazena do třídy 8, obalová skupina III.

Schéma 2.2.8.1.6.3: Výpočtová metoda



2.2.8.1.7 Jestliže látky třídy 8 vlivem příměsí spadají do jiných kategorií nebezpečnosti než do těch, do kterých patří látky jmenovitě uvedené v tabulce A kapitoly 3.2, přiřadí se tyto směsi nebo roztoky k položkám, ke kterým na základě svého skutečného nebezpečí patří.

**POZNÁMKA:** K zařazování roztoků a směsí (jako jsou přípravky a odpady), viz také oddíl 2.1.3.

2.2.8.1.8 Na základě kritérií uvedených v pododdílu 2.2.8.1.6 se může také zjistit, zda je jmenovitě uvedený roztok nebo jmenovitě uvedená směs, popřípadě roztok nebo směs obsahující jmenovitě uvedenou látku takové povahy, že tento roztok nebo tato směs nepodléhá ustanovením této třídy.

2.2.8.1.9 (Vypuštěno)

**POZNÁMKA:** UN 1910 OXID VÁPENATÝ a UN 2812 HLINITAN SODNÝ, které jsou uvedeny ve Vzorových předpisech OSN, nepodléhají předpisům ADR.

## 2.2.8.2 Látky nepřipustěné k přepravě

2.2.8.2.1 Chemicky nestálé látky třídy 8 jsou připuštěny k přepravě jen tehdy, byla-li učiněna potřebná opatření k zabránění možnosti nebezpečného rozkladu nebo polymerizace za normálních podmínek přepravy. K opatřením potřebným pro zabránění polymerizaci viz zvláštní ustanovení 386 kapitoly 3.3. Za tímto účelem je zvláště třeba dbát na to, aby nádoby a cisterny neobsahovaly žádné látky, které by tyto reakce mohly podporovat.

2.2.8.2.2 K přepravě nejsou připuštěny následující látky:

- UN 1798 KYSELINA DUSIČNÁ A CHLOROVODÍKOVÁ (solná), SMĚS;
- chemicky nestálé směsi odpadní kyseliny sírové;

- chemicky nestálé směsi nitrační kyseliny nebo směsi odpadní kyseliny sírové a dusičné, nedenitrované;
- kyselina chloristá, vodné roztoky s více než 72 % hm. čisté kyseliny nebo směsi kyseliny chloristé s jinými kapalnými látkami než s vodou.

## 2.2.8.3 Seznam hromadných položek

Žiravé látky bez vedlejšího nebezpečí  
a předměty obsahující takové látky

Látky kyselé C1-C4	anorganické	kapalné	C1	2584	KYSELINY ALKYLSULFONOVÉ, KAPALNÉ, obsahující více než 5 % volné kyseliny sírové nebo
				2584	KYSELINY ARYLSULFONOVÉ, KAPALNÉ, obsahující více než 5 % volné kyseliny sírové
		tuhé	C2	2693	HYDROGENSIŘIČITANY, VODNÝ ROZTOK, J.N.
				2837	HYDROGENSULFÁTY, VODNÝ
	organické	kapalné	C3	3264	LÁTKA ŽÍRAVÁ, KAPALNÁ, KYSELÁ, ANORGANICKÁ, J.N.
				1740	HYDROGENFLUORIDY TUHÉ, J.N.
				2583	KYSELINY ALKYLSULFONOVÉ, TUHÉ, obsahující více než 5 % volné kyseliny sírové nebo
				2583	KYSELINY, ARYLSULFONOVÉ, TUHÉ, obsahující více než 5 % volné kyseliny sírové
		tuhé	C4	3260	LÁTKA ŽÍRAVÁ, TUHÁ, KYSELÁ, ANORGANICKÁ, J.N.
				2586	KYSELINY ALKYLSULFONOVÉ, KAPALNÉ, obsahující nejvýše 5 % volné kyseliny sírové nebo
Látky zásadité C5-C8	anorganické	kapalné	C5	2586	KYSELINY ARYLSULFONOVÉ, KAPALNÉ, obsahující nejvýše 5 % volné kyseliny sírové
				2987	CHLORSILANY ŽÍRAVÉ, J.N.
		tuhé	C6	3145	ALKYLFENOLY, KAPALNÉ, J.N. (včetně C <sub>2</sub> -C <sub>12</sub> -homologů)
				3265	LÁTKA ŽÍRAVÁ, KAPALNÁ, KYSELÁ, ORGANICKÁ, J.N.
	organické	kapalné	C7	2430	ALKYLFENOLY, TUHÉ, J.N. (včetně C <sub>2</sub> -C <sub>12</sub> -homologů)
				2585	KYSELINY ALKYLSULFONOVÉ, TUHÉ, obsahující nejvýše 5 % volné kyseliny sírové nebo
				2585	KYSELINY ARYLSULFONOVÉ, TUHÉ, obsahující nejvýše 5 % volné kyseliny sírové
				3261	LÁTKA ŽÍRAVÁ, TUHÁ, KYSELÁ, ORGANICKÁ, J.N.
		tuhé	C8	1719	LÁTKA ŽÍRAVÁ, ALKALICKÁ, KAPALNÁ, J.N.
				2797	ELEKTROLYT PRO AKUMULÁTORY (BATERIE), ALKALICKÝ
Jiné žiravé látky	anorganické	kapalné	C9	3266	LÁTKA ŽÍRAVÁ, KAPALNÁ, ALKALICKÁ, ANORGANICKÁ, J.N.
				3262	LÁTKA ŽÍRAVÁ, TUHÁ, ALKALICKÁ, ANORGANICKÁ, J.N.
		tuhé	C10	2735	AMINY, KAPALNÉ, ŽÍRAVÉ, J.N. nebo
				2735	POLYAMINY, KAPALNÉ, ŽÍRAVÉ, J.N.
	organické	kapalné	C11	3267	LÁTKA ŽÍRAVÁ, KAPALNÁ, ALKALICKÁ, ORGANICKÁ, J.N.
				3259	AMINY, TUHÉ, ŽÍRAVÉ, J.N. nebo

<b>C9-C10</b>				3147	BARVIVO, TUHÉ, ŽÍRAVÉ, J.N. nebo
				3147	MEZIPRODUKT PŘI VÝROBĚ BARVIV, TUHÝ, ŽÍRAVÝ, J.N.
				3244	LÁTKY TUHÉ, OBSAHUJÍCÍ ŽÍRAVOU KAPALNOU LÁTKOU, J.N.
				1759	LÁTKA ŽÍRAVÁ, TUHÁ, J.N.
<b>Předměty</b>	<b>C10</b>	<b>tuhé<sup>a</sup></b>		1774	NÁPLNĚ HASICÍCH PŘÍSTROJŮ, žíravá kapalná látka
				2028	PUMY MLŽNÉ, DÝMOVNICE, NEVÝBUŠNÉ, obsahující žíravou kapalnou látku, bez zapalovačů
				2794	AKUMULÁTORY (BATERIE), NAPLNĚNÉ KYSELÝM KAPALNÝM ELEKTROLYTEM
				2795	AKUMULÁTORY (BATERIE), NAPLNĚNÉ ALKALICKÝM KAPALNÝM ELEKTROLYTEM
				2800	AKUMULÁTORY (BATERIE), JIŠTĚNÉ PROTI VYTEČENÍ
				3028	NAPLNĚNÉ KAPALNÝM ELEKTROLYTEM
				3028	AKUMULÁTORY (BATERIE), SUCHÉ, OBSAHUJÍCÍ TUHÝ HYDROXID DRASELNÝ
				3477	ZÁSOBNÍKY DO PALIVOVÝCH ČLÁNKŮ, obsahující žíravé látky, nebo
				3477	ZÁSOBNÍKY DO PALIVOVÝCH ČLÁNKŮ OBSAŽENÉ V ZAŘÍZENÍ, obsahující žíravé látky, nebo
				3477	ZÁSOBNÍKY DO PALIVOVÝCH ČLÁNKŮ BALENÉ SE ZAŘÍZENÍM, obsahující žíravé látky
	<b>C11</b>			3547	PŘEDMĚTY OBSAHUJÍCÍ ŽÍRAVÉ LÁTKY, J.N.

**Žíravé látky s vedlejším(i) nebezpečím(i) a předměty obsahující takové látky**

<b>hořlavé<sup>b</sup></b>	<b>kapalné</b>	<b>CF1</b>	3470	BARVA, ŽÍRAVÁ, HOŘLAVÁ (včetně barev, laků, emailů, mořidel, šelaku, fermeží, leštidel, kapalných plnidel a kapalných základových složek laků) nebo
			3470	LÁTKA POMOCNÁ K VÝROBĚ BAREV, ŽÍRAVÁ, HOŘLAVÁ (včetně ředidel a složek odstraňovačů)
			2734	AMINY, KAPALNÉ ŽÍRAVÉ, J. N. nebo
			2734	POLYAMINY, KAPALNÉ, ŽÍRAVÉ, HOŘLAVÉ, J.N.
			2986	CHLORSILANY, ŽÍRAVÉ, HOŘLAVÉ, J. N.
<b>CF</b>	<b>tuhé</b>	<b>CF2</b>	2920	LÁTKA ŽÍRAVÁ, KAPALNÁ, HOŘLAVÁ, J.N.
			2921	LÁTKA ŽÍRAVÁ, TUHÁ, HOŘLAVÁ, J.N.
<b>schopné samoohřevu</b>	<b>kapalné</b>	<b>CS1</b>	3301	LÁTKA ŽÍRAVÁ, KAPALNÁ, SCHOPNÁ SAMOOHŘEVU, J. N.
			3095	LÁTKA ŽÍRAVÁ, TUHÁ, SCHOPNÁ, SAMOOHŘEVU, J. N.
<b>CS</b>	<b>tuhé</b>	<b>CS2</b>	3095	LÁTKA ŽÍRAVÁ, TUHÁ, SCHOPNÁ, SAMOOHŘEVU, J. N.
			3094	LÁTKA ŽÍRAVÁ, KAPALNÁ, REAGUJÍCÍ S VODOU, J. N.
<b>reagující s vodou</b>	<b>kapalné<sup>b</sup></b>	<b>CW1</b>	3094	LÁTKA ŽÍRAVÁ, KAPALNÁ, REAGUJÍCÍ S VODOU, J. N.
			3096	LÁTKA ŽÍRAVÁ, TUHÁ, REAGUJÍCÍ S VODOU, J. N.
<b>CW</b>	<b>tuhé</b>	<b>CW2</b>	3096	LÁTKA ŽÍRAVÁ, TUHÁ, REAGUJÍCÍ S VODOU, J. N.
			3093	LÁTKA ŽÍRAVÁ, KAPALNÁ, PODPORUJÍCÍ HOŘENÍ, J. N.
<b>podporující hoření</b>	<b>kapalné</b>	<b>CO1</b>	3093	LÁTKA ŽÍRAVÁ, KAPALNÁ, PODPORUJÍCÍ HOŘENÍ, J. N.
			3084	LÁTKA ŽÍRAVÁ, TUHÁ, PODPORUJÍCÍ HOŘENÍ, J. N.
<b>CO</b>	<b>tuhé</b>	<b>CO2</b>	3084	LÁTKA ŽÍRAVÁ, TUHÁ, PODPORUJÍCÍ HOŘENÍ, J. N.
			3471	HYDROGENFLUORIDY, ROZTOK, J.N.
	<b>kapalné<sup>c</sup></b>	<b>CT1</b>	2922	LÁTKA ŽÍRAVÁ, KAPALNÁ, TOXICKÁ, J. N.
			2923	LÁTKA ŽÍRAVÁ, KAPALNÁ, TOXICKÁ, J. N.
<b>toxické<sup>d)</sup></b>	<b>tuhé<sup>e</sup></b>	<b>CT2</b>	2923	LÁTKA ŽÍRAVÁ, TUHÁ, TOXICKÁ, J. N.
			3506	LÁTKA ŽÍRAVÁ, TUHÁ, TOXICKÁ, J. N.
<b>CT</b>	<b>předměty</b>	<b>CT3</b>	3506	RTUŤ OBSAŽENÁ VE VYROBENÝCH PŘEDMĚTECH
			3506	RTUŤ OBSAŽENÁ VE VYROBENÝCH PŘEDMĚTECH

<b>hořlavé, kapalné, toxické <sup>d</sup></b>	<b>CFT</b>	(není k dispozici žádná hromadná položka s tímto klasifikačním kódem; je-li nutné přiřazení k hromadné položce s klasifikačním kódem, určí se z tabulky převažujících nebezpečí v pododdíle 2.1.3.10)
<b>podporující hoření, toxické <sup>d,e</sup></b>	<b>COT</b>	(není k dispozici žádná hromadná položka s tímto klasifikačním kódem; je-li nutné přiřazení k hromadné položce s klasifikačním kódem, určí se z tabulky převažujících nebezpečí v pododdíle 2.1.3.10)

<sup>a</sup> Směsi tuhých látek, které nepodléhají předpisům ADR, s žiravými kapalnými látkami mohou být přepravovány pod UN číslem 3244, bez toho, aby předtím byla použita přiřazovací kritéria pro třídu 8, za předpokladu, že v době nakládky látky nebo uzavírání obalu, nebo nákladní dopravní jednotky není viditelná žádná volná kapalina. Každý obal musí odpovídat konstrukčnímu typu obalu, který obstál s úspěchem při zkoušce těsnosti pro obalovou skupinu II.

<sup>b</sup> Chlorsilany, které s vodou nebo vlhkým vzduchem vyvíjejí hořlavé plyny, jsou látkami třídy 4.3.

<sup>c</sup> Chlorformiáty s převažujícími toxickými vlastnostmi jsou látkami třídy 6.1.

<sup>d</sup> Žiravé látky, které jsou podle odstavců 2.2.61.1.4 až 2.2.61.1.9 při vdechnutí velmi toxické, jsou látkami třídy 6.1.

<sup>e</sup> UN 2505 FLUORID AMONNÝ, 1812 FLUORID DRASELNÝ, TUHÝ, UN 1690 FLUORID SODNÝ, TUHÝ, UN 2674 HEXAFLUOROKŘEMIČITAN SODNÝ, UN 2856 HEXAFLUOROKŘEMIČITANY, J. N., UN 3415 FLUORID SODNÝ, ROZTOK a UN 3422 FLUORID DRASELNÝ, ROZTOK jsou látkami třídy 6.1.

## 2.2.9 Třída 9 Jiné nebezpečné látky a předměty

### 2.2.9.1 Kritéria

2.2.9.1.1 Název třídy 9 zahrnuje látky a předměty, které během přepravy představují jiné nebezpečí, než jsou nebezpečí ostatních tříd.

2.2.9.1.2 Látky a předměty třídy 9 jsou rozděleny následovně

M1 Látky, které při vdechnutí jemného prachu mohou ohrozit zdraví

M2 Látky a předměty, které mohou v případě požáru vytvářet dioxiny

M3 Látky uvolňující hořlavé páry

M4 Lithiové baterie

M5 Záchranné prostředky

M6-M8 Látky ohrožující životní prostředí

M6 Látky znečišťující vodu, kapalné

M7 Látky znečišťující vodu, tuhé

M8 Geneticky změněné mikroorganismy a organismy

M9-M10 Zahřáté látky

M9 kapalné

M10 tuhé

M11 Jiné látky a předměty, které během přepravy představují nebezpečí a neodpovídají definici žádné jiné třídy.

#### *Definice a klasifikace*

2.2.9.1.3 Látky a předměty zařazené do třídy 9 jsou uvedeny v tabulce A kapitoly 3.2. Přiřazení látek a předmětů, které nejsou jmenovitě uvedeny v tabulce A kapitoly 3.2, k odpovídající položce této tabulky nebo pododdílu 2.2.9.3 musí být provedeno v souladu s ustanoveními odstavců 2.2.9.1.4 až 2.2.9.1.8, 2.2.9.1.10, 2.2.9.1.11, 2.2.9.1.13 a 2.2.9.1.14.

*Látky, které při vdechnutí jemného prachu mohou ohrozit zdraví*

2.2.9.1.4 Látky, které při vdechnutí jemného prachu mohou ohrozit zdraví, zahrnují azbest a směsi obsahující azbest.

*Látky a předměty, které mohou v případě požáru vytvářet dioxiny*

2.2.9.1.5 Látky a předměty, které v případě požáru mohou vytvářet dioxiny, zahrnují polychlorované bifenylly (PCB) a terfenylly (PCT) a polyhalogenované bifenylly a terfenylly a směsi obsahující tyto látky, jakož i předměty, jako transformátory, kondensátory a jiné předměty, které tyto látky nebo směsi obsahují.

**POZNÁMKA:** Směsi s obsahem PCB nebo PCT nejvýše 50 mg/kg nepodléhají předpisům ADN.

*Látky uvolňující hořlavé páry*

2.2.9.1.6 Látky uvolňující hořlavé páry zahrnují polymery, které obsahují hořlavé kapaliny s bodem vzplanutí do 55 °C.

*Lithiové baterie*

2.2.9.1.7 Lithiové baterie musí splňovat následující požadavky, pokud není v ADN stanoveno jinak (např. pro prototypy a malé výrobní série baterií platí zvláštní ustanovení 310 nebo pro poškozené baterie zvláštní ustanovení 376).



Články a baterie, články a baterie obsažené v zařízení nebo články a baterie balené se zařízením, obsahující lithium v jakékoli formě, musí být přiřazeny k UN číslům 3090, 3091, 3480 nebo 3481, jak je to náležité. Smějí být přepravovány pod těmito položkami, jestliže splňují následující ustanovení:

**POZNÁMKA:** Pro UN 3536 BATERIE LITHIOVÉ ZABUDOVANÉ V NÁKLADNÍ DOPRAVNÍ (PŘEPRAVNÍ) JEDNOTCE, viz zvláštní ustanovení 389 v kapitole 3.3.

- (a) Každý článek nebo baterie je typu, u něhož bylo prokázáno, že splňuje požadavky každé zkoušky uvedené v Příručce zkoušek a kritérií, části III, pododdílu 38.3;

**POZNÁMKA:** Baterie musí být typu, u něhož bylo prokázáno, že splňuje zkušební požadavky Příručky zkoušek a kritérií, části III, pododdílu 38.3, bez ohledu na to, zda jsou články, z nichž jsou baterie složeny, zkoušeného typu.

- (b) Každý článek a baterie je opatřen(a) ochranným zařízením proti vnitřnímu přetlaku, nebo zkonstruován(a) tak, aby se zabránilo jejich prudkému roztržení za normálních podmínek přepravy;
- (c) Každý článek a baterie je vybaven(a) účinným systémem k zabránění vnějším zkratům;
- (d) Každá baterie s více články nebo sériemi článků s paralelním zapojením je vybavena účinným zařízením, které zabraňuje nebezpečným zpětným proudům (např. diody, pojistky atd.);
- (e) Články a baterie musí být vyráběny pod programem řízení kvality, který zahrnuje:
- (i) Popis organizační struktury a odpovědností personálu s ohledem na konstrukci a kvalitu výrobku;
  - (ii) Příslušné instrukce pro inspekce a zkoušky, kontrolu kvality, zajištění kvality a výrobní postup, které budou používány;
  - (iii) Kontroly výroby, které by měly zahrnovat příslušné činnosti k zamezení a zjištění závad, pokud jde o vnitřní zkrat, během výroby článků;
  - (iv) Záznamy o kvalitě, jako jsou inspekční zprávy, údaje ze zkoušek, kalibrační údaje a osvědčení. Údaje ze zkoušek musí být uchovávány a být na požádání poskytnuty příslušnému orgánu;
  - (v) Audit k zajištění účinného fungování programu řízení kvality;
  - (vi) Postup pro kontrolu dokladů a jejich revize;
  - (vii) Způsoby kontroly článků nebo baterií, které neodpovídají typu vyzkoušenému podle ustanovení uvedených pod písmenem (a) výše;
  - (viii) Školící programy a kvalifikační postupy pro příslušný personál; a
  - (ix) Postupy garantující, že finální výrobek není poškozen.

**POZNÁMKA:** Mohou být akceptovány vlastní programy řízení kvality. Osvědčení od třetí strany se nevyžaduje, ale postupy uvedené pod (i) až (ix) výše musí být řádně zaznamenány a sledovatelné. Kopie programu řízení kvality musí být na požádání poskytnuta příslušnému orgánu.

- (f) Lithiové baterie, obsahující jak primární lithiové kovové články, tak i dobíjecí lithium-iontové články, které nejsou konstruovány k externímu nabíjení (viz zvláštní ustanovení 387 kapitoly 3.3) musí splňovat následující podmínky:
- (i) dobíjecí lithium-iontové články mohou být nabíjeny jen z primárních lithiových kovových článků;
  - (ii) přebíjení dobíjecích lithium-iontových článků je vyloučeno konstrukcí;
  - (iii) baterie byla odzkoušena jako lithiová primární baterie;
  - (iv) články jako součásti baterie musí být typu, který vyhověl příslušným zkušebním požadavkům Příručky zkoušek a kritérií, části III, pododdílu 38.3;
- (g) Výrobci a následně distributoři článků nebo baterií vyrobených po 30. červnu 2003 musí mít k dispozici zkušební protokol, jak je stanoveno v Příručce zkoušek a kritérií, části III, pododdílu 38.3, odstavci 38.3.5.

Lithiové baterie nepodléhají ustanovením ADN, jestliže splňují požadavky zvláštního ustanovení 188 kapitoly 3.3.

*Záchranné prostředky*

- 2.2.9.1.8 Záchranné prostředky zahrnují záchranné prostředky a díly motorových vozidel, které odpovídají definicím uvedeným ve zvláštních ustanoveních 235 nebo 296 kapitoly 3.3.

*Látky ohrožující životní prostředí*

- 2.2.9.1.9 (Vypuštěno)

*Látky znečišťující vodu*

- 2.2.9.1.10 *Látky ohrožující životní prostředí (znečišťující vodu)*

- 2.2.9.1.10.1 Pro přepravu v kusech nebo ve volně loženém stavu se látky, roztoky a směsi splňující kritéria pro Akutní 1, Chronická 1 nebo Chronická 2 v kapitole 2.4 (viz též 2.1.3.8) považují za ohrožující životní prostředí (vodní prostředí). Látky, které nemohou být přiřazeny k jiným třídám v ADN nebo k jiným položkám ve třídě 9 a které splňují tato kritéria, se přiřadí k UN 3077 LÁTKA OHROŽUJÍCÍ ŽIVOTNÍ PROSTŘEDÍ, TUHÁ, J.N. nebo UN 3082 LÁTKA OHROŽUJÍCÍ ŽIVOTNÍ PROSTŘEDÍ, KAPALNÁ, J.N. a k obalové skupině III.

- 2.2.9.1.10.2 Pro přepravu v tankových plavidlech se látky, roztoky a směsi zmíněné v 2.2.9.1.10.1 a látky, roztoky a směsi splňující kritéria pro Akutní 2, Akutní 3 nebo Chronická 3 v kapitole 2.4 považují za ohrožující životní prostředí.

Látky klasifikované jako ohrožující životní prostředí, které splňují kritéria pro kategorii Akutní 1 nebo Chronická 1 se přiřadí ke skupině „N1“.

Látky klasifikované jako ohrožující životní prostředí, které splňují kritéria pro kategorii Chronická 2 nebo 3 se přiřadí ke skupině „N2“.

Látky klasifikované jako ohrožující životní prostředí, které splňují kritéria pro kategorii Akutní 2 nebo 3 se přiřadí ke skupině „N3“.

Látky, které splňují kritéria uvedená v 2.2.9.1.10, se přiřadí k UN 3082 LÁTKA OHROŽUJÍCÍ ŽIVOTNÍ PROSTŘEDÍ, KAPALNÁ, J.N. nebo UN 3077 LÁTKA OHROŽUJÍCÍ ŽIVOTNÍ PROSTŘEDÍ, TUHÁ, J.N., ROZTAVENÁ. Látky, které splňují dodatečná kritéria v tomto odstavci, se přiřadí k identifikačním číslům 9005 LÁTKA OHROŽUJÍCÍ ŽIVOTNÍ PROSTŘEDÍ, TUHÁ, J.N., ROZTAVENÁ nebo 9006 LÁTKA OHROŽUJÍCÍ ŽIVOTNÍ PROSTŘEDÍ, KAPALNÁ, J.N.

- 2.2.9.1.10.3 Látky nebo směsi klasifikované jako látky ohrožující životní prostředí (vodní prostředí) na základě nařízení 1272/2008/ES<sup>3</sup>.

Bez ohledu na ustanovení v 2.2.9.1.10.1, nejsou-li k dispozici údaje pro klasifikaci podle kritérií v 2.4.3 a 2.4.4, látka nebo směs:

- (a) musí být klasifikována jako látka ohrožující životní prostředí (vodní prostředí), jestliže musí být přiřazena ke kategorii (kategoriím) Vodní akutní 1, Vodní chronická 1 nebo Vodní chronická 2 podle nařízení 1272/2008/ES<sup>3</sup>;
- (b) smí být považována za látku, která neohrožuje životní prostředí (vodní prostředí) pro přepravu v kusech nebo ve volně loženém stavu ve smyslu odstavce 2.2.9.10.1, jestliže nemusí být přiřazena k takové rizikové větě nebo kategorii podle uvedených směrnic nebo nařízení.

- 2.2.9.1.10.4 (Vyhrazeno)

- 2.2.9.1.10.5 Pro přepravu v tankových plavidlech jsou látky, roztoky a směsi považovány za plovoucí látky, roztoky a směsi (floaters), jestliže nemusí být přiřazena k takové kategorii podle uvedeného nařízení<sup>9</sup>.

<sup>9</sup> Hodnoty relativní hustoty, tenze par a rozpustnosti ve vodě, které se mají použít podle modelu GESAMP, jsou hodnoty při 20°C.  
<sup>3</sup> Nařízení (ES) č. 1272/2008 Evropského parlamentu a Rady z 16. prosince 2008 týkající se klasifikace, označování a balení látek a směsí, pozměňující a zrušující směrnici 67/548/EHS a 1999/45/ES; a pozměňující nařízení (ES) č. 1907/2006, uveřejněné v Úředním věstníku Evropské unie, L353, 31. prosince 2008, str. 1-1355.

Rozpustnost ve vodě	< 0,1 %
Tenze par	< 0,3 kPa
Relativní hustota	≤ 1,000.

Pro přepravu v tankových plavidlech jsou látky, roztoky a směsi považovány za látky, roztoky a směsi, které klesají pod hladinu (sinkers), jestliže splňují následující kritéria:

Rozpustnost ve vodě	< 0,1 %
Relativní hustota	≤ 1,000.

*Geneticky změněné mikroorganismy nebo organismy*

- 2.2.9.1.11 Geneticky změněné mikroorganismy (GMMO) a geneticky změněné organismy (GMO) jsou mikroorganismy a organismy, v nichž byl genetický materiál záměrně změněn genetickým inženýrstvím takovým způsobem, ke kterému v přírodě nedochází. Jsou přiřazeny ke třídě 9 (UN číslu 3245), pokud neodpovídají definici toxických látek nebo infekčních látek, ale jsou schopné měnit zvířata, rostliny nebo mikrobiologické látky způsobem, který není normálně výsledkem přirozené reprodukce.

**POZNÁMKA 1:** GMMO, které jsou infekční, jsou látkami třídy 6.2 (UN čísel 2814, 2900 a 3373).

**POZNÁMKA 2:** GMMO nebo GMO nepodléhají ustanovením ADN, jestliže byly schváleny pro používání<sup>10</sup> příslušnými orgány zemí původů, tranzitu a určení.

**POZNÁMKA 3:** Geneticky modifikovaná živá zvířata, která podle současného stavu vědeckých znalostí nemají žádné známé patogenní účinky na člověka, zvířata ani rostliny a jsou přepravována v klecích, které jsou vhodné pro bezpečné zamezení jak úniku zvířat, tak i nedovoleného přístupu k nim, nepodléhají ustanovením ADN. Ustanovení specifikovaná Mezinárodním sdružením leteckých dopravců (IATA) pro leteckou dopravu v „Předpisech pro živá zvířata, LAR“ mohou sloužit jako doporučení pro vhodné klece k přepravě živých zvířat.

**POZNÁMKA 4:** Živá zvířata nesmějí být používána k přepravě geneticky změněných mikroorganismů zařazených do třídy 9, ledaže by látka nemohla být přepravena jiným způsobem. Geneticky změněná živá zvířata musí být přepravována za podmínek stanovených příslušnými orgány zemí původu a určení.

- 2.2.9.1.12 (Vypuštěno)

*Zahřáté látky*

- 2.2.9.1.13 Zahřáté látky zahrnují látky, které jsou přepravovány nebo podávány k přepravě v kapalném stavu při teplotě 100 °C nebo vyšší a, pro látky, které mají bod vzplanutí, při teplotě pod jejich bodem vzplanutí. Zahrnují také tuhé látky, které jsou přepravovány nebo podávány k přepravě při teplotě 240 °C nebo vyšší.

**POZNÁMKA 1:** Zahřáté látky smějí být přiřazeny ke třídě 9 jen tehdy, jestliže nesplňují kritéria některé jiné třídy.

**POZNÁMKA 2:** Látky s bodem vzplanutí nad 60 °C, které jsou přepravovány nebo podávány k přepravě při teplotě v rozmezí do 15 K pod bodem vzplanutí, jsou látkami třídy 3, identifikačního čísla 9001.

*Jiné látky, které během přepravy představují nebezpečí a neodpovídají definici žádné jiné třídy*

- 2.2.9.1.14 Jiné látky a předměty, které během přepravy představují nebezpečí, ale neodpovídají definicím jiné třídy:

tuhé sloučeniny amoniaku (čpavku) s bodem vzplanutí pod 60 °C  
méně nebezpečné dithioničitany

<sup>10</sup> Viz část C směrnice 2001/18/ES Evropského parlamentu a Rady o záměrném uvolňování geneticky modifikovaných organismů do životního prostředí a o zrušení směrnice Rady 90/220/EHS (Úřední věstník Evropských společenství č. L106 ze 17. dubna 2001, str. 8-14) a nařízení (ES) č. 1829/2003 Evropského parlamentu a Rady o geneticky modifikovaných potravinách a krmivech (Úřední věstník Evropské unie č. L268 z 18. října 2003, str. 1-23), které stanoví schvalovací postupy pro Evropskou unii.

velmi lehce prchavé kapalně látky  
látky vyvíjející škodlivé páry  
látky obsahující alergen  
chemické testovací soupravy a soupravy první pomoci.  
elektrické dvouvrstvé kondenzátory (s kapacitou akumulace energie větší než 0,3 Wh)  
vozidla, motory a stroje, vnitřní spalování  
předměty obsahující různé nebezpečné věci.

Následující různé látky, které neodpovídají definici jiné třídy, jsou přiřazeny ke třídě 9, pokud jsou přepravovány ve volně loženém stavu nebo v tankových lodích:

- UN 2071 HNOJIVA OBSAHUJÍCÍ DUSIČNAN AMONNÝ:  
**POZNÁMKA:** *Pevná hnojiva na bázi dusičnanu amonného se klasifikují v souladu s postupy stanovenými v příručce zkoušek a kritérií, část III, oddíl 39.*
- UN 2216 MOUČKA RYBÍ, STABILIZOVANÁ (vlhkost mezi 5 % hm. a 12 % hmot. s nejvýše 15 % hm. tuku); nebo
- UN 2216 ODPAD RYBÍ, STABILIZOVANÝ (vlhkost mezi 5 % hm. a 12 % hm. s nejvýše 15 % hm. tuku);
- Identifikační číslo 9003 LÁTKY S BODEM VZPLANUTÍ NAD 60 °C, ALE NEPŘESAHUJÍCÍM 100 °C, které nemohou být přiřazeny k jiné třídě nebo jiné položce třídy 9. Jestliže mohou být tyto látky zařazeny k identifikačnímu číslu 9005 nebo identifikačnímu číslu 9006, pak má identifikační číslo 9003 přednost;
- Identifikační číslo 9004, 4,4' DIFENYLMETHAN DIISOKYANÁT;
- Identifikační číslo 9005 LÁTKA OHROŽUJÍCÍ ŽIVOTNÍ PROSTŘEDÍ, TUHÁ, J.N., ROZTAVENÁ, která nemůže být přiřazena k UN číslu 3077;
- Identifikační číslo 9006 LÁTKA OHROŽUJÍCÍ ŽIVOTNÍ PROSTŘEDÍ, KAPALNÁ, J.N., která nemůže být přiřazena k UN číslu 3082.

**POZNÁMKA:** *UN 1845 oxid uhličitý, tuhý (suchý led)<sup>11</sup>, UN 2807 látky magnetizované, UN 3334 látka kapalná, která podléhá předpisům platným pro leteckou dopravu, j.n., UN 3335 Látka tuhá, která podléhá předpisům pro leteckou dopravu, j.n., uvedené ve Vzorových předpisech OSN, nepodléhají ustanovením ADN.*

*Přiřazení k obalovým skupinám*

2.2.9.1.15 Je-li to udáno ve sloupci (4) tabulky A kapitoly 3.2, jsou látky a předměty třídy 9 přiřazeny k jedné z následujících obalových skupin podle svého stupně nebezpečnosti:

Obalová skupina II: středně nebezpečné látky;  
Obalová skupina III: málo nebezpečné látky.

#### 2.2.9.2 **Látky a předměty nepřípuštěné k přepravě**

Následující látky a předměty nejsou k přepravě připuštěny:

- Lithiové baterie, které neodpovídají příslušným podmínkám zvláštní ustanovení 188, 230, 310, 636 nebo 670 kapitoly 3.3;
- Nevyčištěné prázdné zadržovací vany pro přístroje, jako jsou transformátory, kondenzátory a hydraulické přístroje, které obsahují látky přiřazené k UN číslům 2315, 3151, 3152 nebo 3432.

<sup>11</sup>

*K UN 1845 oxid uhličitý, tuhý (suchý led), který se používá jako chladicí prostředek, viz 5.5.3.*

## 2.2.9.3 Seznam položek

## Látky, které při vdechnutí

jemného prachu mohou ohrozit zdraví	M1	2212	AZBEST, AMFIBOL (amosit, tremolit, aktinolit, antofylit, krokydolit)
		2590	AZBEST, CHRYSOTIL
Látky a předměty, které mohou v případě požáru vytvářet dioxiny	M2	2315	BIFENYLY POLYCHLOROVANÉ, KAPALNÉ
		3432	BIFENYLY POLYCHLOROVANÉ, TUHÉ
		3151	BIFENYLY POLYHALOGENOVANÉ, KAPALNÉ nebo
		3151	MONOMETHYLDIFENYLMETHANY
		3151	HALOGENOVANÉ, KAPALNÉ nebo
		3151	TERFENTYLY POLYHALOGENOVANÉ, KAPALNÉ
		3152	BIFENYLY POLYHALOGENOVANÉ, TUHÉ nebo
		3152	MONOMETHYLDIFENYLMETHANY HALOGENOVANÉ, TUHÉ
			nebo
		3152	TERFENYLY POLYHALOGENOVANÉ, TUHÉ
Látky uvolňující hořlavé páry	M3	2211	KULIČKY POLYMERNÍ, ZPĚŇOVATELNÉ, vylučující hořlavé páry
		3314	PLASTY, SMĚS LISOVACÍ, ve formě těsta, desek nebo tyčí, uvolňující hořlavé páry
Lithiové baterie	M4	3090	BATERIE LITHIOVÉ KOVOVÉ (včetně baterií ze slitin lithia)
		3091	BATERIE LITHIOVÉ KOVOVÉ OBSAŽENÉ V ZAŘÍZENÍ (včetně baterií ze slitin lithia)
		3091	BATERIE LITHIOVÉ KOVOVÉ BALENÉ SE ZAŘÍZENÍM (včetně baterií ze slitin lithia)
		3480	BATERIE LITHIUM-IONTOVÉ (včetně baterií lithium-polymerových)
		3481	BATERIE LITHIUM-IONTOVÉ OBSAŽENÉ V ZAŘÍZENÍCH (včetně baterií lithium-polymerových)
		3481	BATERIE LITHIUM-IONTOVÉ BALENÉ SE ZAŘÍZENÍMI (včetně baterií lithium-polymerových)
		3536	BATERIE LITHIOVÉ ZABUDOVANÉ V NÁKLADNÍ DOPRAVNÍ (PŘEPRAVNÍ) JEDNOTCE, lithium-iontové baterie nebo lithiové kovové baterie
Záchranné prostředky	M5	2990	PROSTŘEDKY ZÁCHRANNÉ, SAMONAFUKOVACÍ,
		3072	PROSTŘEDKY ZÁCHRANNÉ, NIKOLI SAMONAFUKOVACÍ, které obsahují nebezpečné látky jako výbavu
		3268	BEZPEČNOSTNÍ ZAŘÍZENÍ, spouštěna elektricky
Látky ohrožující životní prostředí	znečišťující vodu	kapalné M6	3082 LÁTKA OHROŽUJÍCÍ ŽIVOTNÍ PROSTŘEDÍ, KAPALNÁ, J.N.
			9005 LÁTKA OHROŽUJÍCÍ ŽIVOTNÍ PROSTŘEDÍ, TUHÁ, J.N.,
			ROZTAVENÁ
	tuhé M7	9006	LÁTKA OHROŽUJÍCÍ ŽIVOTNÍ PROSTŘEDÍ, KAPALNÁ, J.N.
	geneticky změněné mikroorganismy a organismy	M8	3245 GENETICKY MODIFIKOVANÉ MIKROORGANISMY nebo
			3245 GENETICKY MODIFIKOVANÉ ORGANISMY
Zahřáté látky		kapalné M9	3257 LÁTKA ZAHŘÁTÁ, KAPALNÁ, J.N., při teplotě 100 °C nebo vyšší a nižší, než je její bod vzplanutí (včetně roztavených kovů, roztavených solí atd.)
		tuhé M10	3258 LÁTKA ZAHŘÁTÁ, TUHÁ, J.N., při teplotě 240 °C nebo vyšší

<p><b>Jiné látky a předměty, které během přepravy představují nebezpečí a neodpovídají definici žádné jiné třídy</b></p> <p><b>M11</b></p>	<p>Pouze následující látky a předměty uvedené v kapitole 3.2, tabulce A s tímto klasifikačním kódem podléhají předpisům třídy 9:</p> <p>1841 1-AMINOETHANOL (ACETALDEHYD AMONIAK)</p> <p>1931 DITHIONIČITAN ZINEČNATÝ</p> <p>1941 DIBROMDIFLUORMETHAN</p> <p>1990 BENZALDEHYD</p> <p>2071 HNOJIVA OBSAHUJÍCÍ DUSIČNAN AMONNÝ</p> <p>2969 BOBY RICINOVÉ nebo</p> <p>2969 MOUČKA RICINOVÁ nebo</p> <p>2969 KOLÁČ RICINOVÝ nebo</p> <p>2969 VLOČKY RICINOVÉ</p> <p>3316 SOUPRAVA TESTOVACÍ, CHEMICKÁ nebo</p> <p>3316 SOUPRAVA PRVNÍ POMOCI</p> <p>3359 ZAPLYNOVANÁ NÁKLADNÍ DOPRAVNÍ (PŘEPRAVNÍ) JEDNOTKA</p> <p>3499 KONDENZÁTOR, ELEKTRICKÁ DVOJVRSTVA (s kapacitou akumulace energie větší než 0,3 Wh)</p> <p>3508 KONDENZÁTOR, ASYMETRICKÝ (s kapacitou akumulace energie větší než 0,3 Wh)</p> <p>3509 OBALY, VYŘAZENÉ, PRÁZDNÉ, NEVYČIŠTĚNÉ</p> <p>3166 VOZIDLO POHÁNĚNÉ HOŘLAVÝM PLYNEM nebo</p> <p>3166 VOZIDLO POHÁNĚNÉ HOŘLAVOU KAPALINOU nebo</p> <p>3166 VOZIDLO, PALIVOVÝ ČLÁNEK, POHÁNĚNÉ HOŘLAVÝM PLYNEM nebo</p> <p>3166 VOZIDLO, PALIVOVÝ ČLÁNEK, POHÁNĚNÉ HOŘLAVOU KAPALINOU</p> <p>3171 VOZIDLO NA AKUMULÁTOROVÝ POHON nebo</p> <p>3171 PŘÍSTROJ NA AKUMULÁTOROVÝ POHON</p> <p>3363 NEBEZPEČNÉ VĚCI VE STROJÍCH nebo</p> <p>3363 NEBEZPEČNÉ VĚCI V PŘÍSTROJÍCH</p> <p>3530 MOTOR, VNITŘNÍ SPALOVÁNÍ nebo</p> <p>3530 STROJ, VNITŘNÍ SPALOVÁNÍ</p> <p>3548 PŘEDMĚTY OBSAHUJÍCÍ RUZNÉ NEBEZPEČNÉ VĚCI, J.N.</p>
--	--

## KAPITOLA 2.3

### ZKUŠEBNÍ POSTUPY

#### 2.3.0 Všeobecně

Pokud v kapitole 2.2 nebo v této kapitole není stanoveno jinak, je třeba pro klasifikaci nebezpečných věcí použít zkušební postupy uvedené v Příručce pro zkoušky a kritéria.

#### 2.3.1 Zkouška na výpotek pro trhaviny typu A

**2.3.1.1** Trhaviny typu A (UN číslo 0081) musí, pokud obsahují více než 40 % kapalného esteru kyseliny dusičné, navíc ke zkouškám uvedeným v Příručce zkoušek a kritérií, vyhovět ještě následující zkoušce na výpotek.

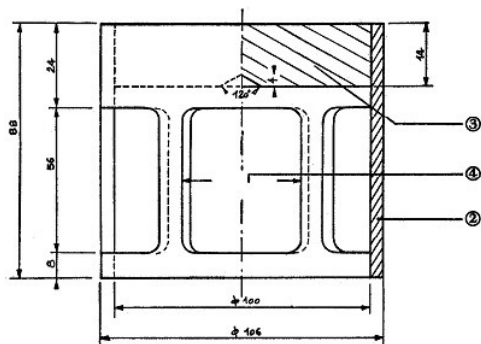
**2.3.1.2** Přístroj pro zkoušku trhavin na výpotek (obrázky 1 až 3) se skládá z dutého bronzového válce. Tento válec, který je na jedné straně uzavřen deskou z téhož kovu, má vnitřní průměr 15,7 mm a hloubku 40 mm.

Ve stěně je po obvodu 20 otvorů o průměru 0,5 mm (4 řady po 5 otvorech). Bronzový píst tvaru válce o délce 48 mm, jehož celková délka činí 52 mm, vniká do svisle postaveného válce;

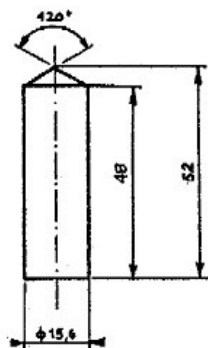
Tento píst, jehož průměr činí 15,6 mm, se zatíží závažím o hmotnosti 2220 g tak, že se vyvine tlak 120 kPa (1,2 bar) na dno válce.

**2.3.1.3** Z 5 až 8 gramů trhaviny se vytvoří žmolek o délce 30 mm a průměru 15 mm, který se obalí velmi jemnou gázou a vloží se do válce; na něj se potom přiloží píst se závažím, aby byla trhavina vystavena tlaku 120 kPa (1,2 bar). Zaznamená se doba, která uplyne, než se ve vnějších otvorech ve válci objeví první olejové kapičky (nitroglycerin).

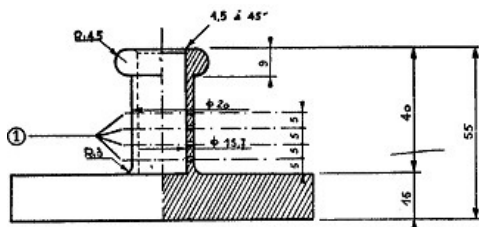
**2.3.1.4** Trhavina se považuje za vyhovující, jestliže se při zkoušce provedené při teplotě 15 až 25 °C objeví první kapičky po časovém období delším než 5 minut.

**Zkouška trhavin na výpotek**

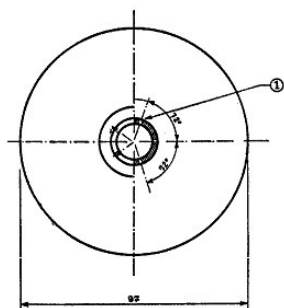
Obr. 1: Těleso závaží, tvaru zvonu; hmotnost 2220 g; pro zavěšení na bronzový píst



Obr. 2: Válcovitý bronzový píst, rozměry v mm



Obr. 3: Dutý bronzový válec, z jedné strany uzavřen, nárys a půdorys rozměry v mm



Obr. 1 až 3

- (1) 4 řady po 5 otvorech o průměru 0,5
- (2) Měď
- (3) Olověná deska se středovým kuželem na spodní straně
- (4) 4 otvory, cca 46 x 56, rozděleny rovnoměrně po obvodu



**2.3.2 Zkoušky týkající se nitrovaných směsí celulózy třídy 4.1**

**2.3.2.1** Nitrocelulóza nesmí během půlhodinového zahřívání při teplotě 132 °C vyvíjet žádné viditelné žlutohnědé nitrózní páry (nitrózní plyny). Zápalná teplota musí být vyšší než 180 °C. Viz 2.3.2.3 až 2.3.2.8, 2.3.2.9 a) a 2.3.2.10 dále.

**2.3.2.2** 3 gramy zvláčené nitrocelulózy nesmějí během hodinového zahřívání při teplotě 132 °C vyvíjet žádné viditelné žlutohnědé nitrózní páry (nitrózní plyny). Zápalná teplota musí být vyšší než 170 °C. Viz 2.3.2.3 až 2.3.2.8, 2.3.2.9 b) a 2.3.2.10 dále.

**2.3.2.3** Dále uvedené zkušební postupy se použijí, pokud vzniknou názorové rozdíly v otázce přípustnosti přepravy těchto látek silniční dopravou.

**2.3.2.4** Pokud se při zkouškách pro ověření podmínek stálosti, uvedených výše v tomto oddílu, zvolí jiné zkušební postupy, musí tyto postupy vést ke stejným závěrům, k jakým vedou postupy uvedené dále.

**2.3.2.5** Při dále popsané zkoušce tepelné stálosti se nesmí teplota v sušárně, ve které se zkoušený vzorek nachází, odchýlovat o více než 2 °C od předepsané teploty; předepsaná doba zkoušky 30 nebo 60 minut musí být dodržena s odchylkou nejvýše 2 minut. Sušárna musí být uzpůsobena tak, aby po vložení vzorku bylo dosaženo požadované teploty nejdéle do 5 minut.

**2.3.2.6** Zkušební vzorky se musí před zkouškami podle pododdílů 2.3.2.9 a 2.3.2.10 sušit ve vakuovém exsikátoru, obsahujícím roztavený a zrnitý chlorid vápenatý, při okolní teplotě po dobu nejméně 15 hodin, přičemž musí být zkušební látka rozprostřena v tenké vrstvě; k tomuto účelu musí být látky, které nejsou práškovité ani vláknité, rozdrceny, rozstrouhány nebo rozřezány na malé kousky. Tlak v exsikátoru se musí udržovat pod 6,5 kPa (0,065 bar).

**2.3.2.7** Před sušením za podmínek uvedených v pododdílu 2.3.2.6 musí být látky odpovídající pododdílu 2.3.2.2 předsušeny v sušárně s dobrým provzdušněním při teplotě udržované na 70 °C tak dlouho, dokud úbytek hmotnosti za 15 minut není menší než 0,3 % původní hmotnosti.

**2.3.2.8** Slabě nitrovaná nitrocelulóza podle pododdílu 2.3.2.1 je nejdříve podrobena předsušení podle podmínek uvedených v pododdílu 2.3.2.7; sušení se dokončí ponecháním nitrocelulózy po dobu nejméně 15 hodin v exsikátoru obsahujícím koncentrovanou kyselinou sírovou.

**2.3.2.9 Zkouška chemické stálosti za tepla**

(a) Zkouška látky uvedené v pododdílu 2.3.2.1.

(i) Do každé ze dvou skleněných zkumavek, které mají

délku	350 mm
vnitřní průměr	16 mm
tloušťku stěny	1,5 mm

se vloží 1 g látky vysušené chloridem vápenatým (látka pro sušení se musí v případě potřeby zmenšit na kousky, jejichž hmotnost jednotlivě nepřesahuje 0,05 g).

Obě zkumavky se úplně přikryjí tak, aby uzávěry nekladly odpor, a vloží se do sušárny tak, aby bylo vidět alespoň 4/5 jejich délky a ponechají se tam po dobu 30 minut při konstantní teplotě 132 °C. Po tuto dobu se pozoruje, zda se vyvíjejí nitrózní plyny ve formě žlutohnědých par, které jsou dobře viditelné na bílém pozadí.

(ii) Látka se považuje za stálou, jestliže se takové páry neobjeví.

(b) Zkouška zvláčené nitrocelulózy (viz 2.3.2.2)

- (i) 3 g zvláčené nitrocelulózy se vloží do obdobných skleněných zkumavek jako pod písmenem a), které se pak naplněné vloží do sušárny s konstantní teplotou 132 °C.
- (ii) Zkumavky se zvláčenou nitrocelulózou zůstanou v sušárně jednu hodinu. Po tuto dobu nesmějí být viditelné žádné žlutohnědé nitrózní páry (nitrózní plyny). Pozorování a vyhodnocení jako pod písmenem (a).

#### 2.3.2.10 Zápalná teplota (viz 2.3.2.1 a 2.3.2.2)

- (a) Zápalná teplota se určí zahříváním 0,2 g látky uzavřené ve skleněné zkumavce, která je ponořena do lázně z Woodovy slitiny (kovové lázně). Zkumavka se ponoří do lázně, jakmile tato dosáhla teploty 100 °C. Teplota lázně se pak progresivně zvyšuje každou minutu o 5 °C.
- (b) Zkumavky musí mít:

délku	125	mm
vnitřní průměr	15	mm
tloušťku stěny	0,5	mm

a musí být ponořeny do hloubky 20 mm;
- (c) Zkouška se musí opakovat třikrát a pokaždé se musí zaznamenat teplota, při níž došlo k zapálení/vznícení látky, tj. k pomalému nebo rychlému shoření, deflagraci nebo výbuchu;
- (d) Nejnižší teplota zaznamenaná při těchto třech zkouškách je zápalnou teplotou.

### 2.3.3 Zkoušky hořlavých kapalných látek tříd 3, 6.1 a 8

#### 2.3.3.1 Stanovení bodu vzplanutí

2.3.3.1.1 Ke stanovení bodu vzplanutí hořlavých kapalin smějí být použity následující metody:

##### Mezinárodní normy:

ISO 1516 (Determination of flash/no flash – Closed cup equilibrium method)  
(Zjišťování vzplanutí/nevzplanutí – Rovnovážná metoda s uzavřeným kelímkem)

ISO 1523 (Determination of flash point – Closed cup equilibrium method)  
(Stanovení bodu vzplanutí – Rovnovážná metoda s uzavřeným kelímkem)

ISO 2719 (Determination of flash point – Pensky-Martens closed cup method)  
(Stanovení bodu vzplanutí – Metoda Pensky-Martens s uzavřeným kelímkem)

ISO 13736 (Determination of flash point – Abel closed cup method)  
(Stanovení bodu vzplanutí – Metoda Abel s uzavřeným kelímkem)

ISO 3679 (Determination of flash point – Rapid equilibrium closed cup method)  
(Stanovení bodu vzplanutí – Rychlá rovnovážná metoda s uzavřeným kelímkem)

ISO 3680 (Determination of flash/no flash – Rapid equilibrium; closed cup method)  
(Zjišťování vzplanutí/nevzplanutí – Rychlá rovnovážná metoda s uzavřeným kelímkem)

##### Vnitrostátní normy:

*American Society for Testing Materials International, 100 Barr Harbor Drive, PO Box C700, West Conshohocken, Pennsylvania, USA 19428-2959:*

ASTM D3828-07a, Standard Test Methods for Flash Point by Small Scale Closed-Cup Tester

ASTM D56-05, Standard Test Method for Flash Point by Tag Closed-Cup Tester

ASTM D3278-96(2004)e1, Standard Test Methods for Flash Point of Liquids by Small Scale Closed-Cup Apparatus

ASTM D93-08, Standard Test Methods for Flash Point by Pensky-Martens Closed-Cup Tester

*Association française de normalisation, AFNOR, 11, rue de Pressensé, F-93571 La Plaine Saint-Denis Cedex:*

Francouzská norma NF M 07-019

Francouzské normy NF M 07-011 / NF T 30-050 / NF T 66-009

Francouzská norma NF M 07-036

*Deutsches Institut für Normung, Burggrafenstr. 6, D-10787 Berlin:*

Norma DIN 51755 (body vzplanutí pod 65 °C)

*State Committee of the Council of Ministers for Standardization, RUS-113813, GSP, Moscow, M-49 Leninsky Prospect, 9:*

GOST 12.1.044-84

2.3.3.1.2 Pro stanovení bodu vzplanutí náterových hmot, lepidel a podobných viskózních výrobků obsahujících rozpouštědla, smí být použito jen přístrojů a zkušebních metod, které jsou vhodné ke stanovení bodu vzplanutí viskózních kapalin podle těchto norem:

- (a) Mezinárodní norma ISO 3679:1983;
- (b) Mezinárodní norma ISO 3680:1983;
- (c) Mezinárodní norma ISO 1523:1983;
- (d) Mezinárodní normy EN ISO 13736 a EN ISO 2719, metoda B.

2.3.3.1.3 Normy uvedené v 2.3.3.1.1 se používají jen pro rozsahy bodu vzplanutí, které jsou v nich uvedené. Při výběru normy je třeba vzít v úvahu možnost chemických reakcí mezi látkou a zkušební nádobou. Přístroj je třeba, pokud to dovozuje bezpečnost, umístit na místě, které je chráněno před průvanem. Z bezpečnostních důvodů se používá pro organické peroxidy a samovolně se rozkládající látky (zvané též "energetické" látky) nebo pro toxické látky metoda, při níž se používá jen malý zkušební vzorek o objemu asi 2 ml.

2.3.3.1.4 Jestliže je bod vzplanutí stanovený nerovnovážnou metodou na 23 °C ± 2 °C nebo 60 °C ± 2 °C, je třeba tento výsledek potvrdit pro každý teplotní rozsah jednou z rovnovážných metod.

2.3.3.1.5 Je-li zařazení hořlavé kapalné látky sporné, je směrodatné zařazení, které navrhl odesílatel, jestliže se výsledek kontrolní zkoušky pro stanovení bodu vzplanutí dotyčné kapaliny neliší o více než 2 °C od mezních hodnot (23 °C, popř. 60 °C) uvedených v pododdílu 2.2.3.1. Liší-li se výsledek kontrolní zkoušky o více než 2 °C, je nutno provést druhou kontrolní zkoušku a jako rozhodující platí nejnižší hodnota bodu vzplanutí zjištěná ve dvou kontrolních zkouškách.

## 2.3.3.2 Stanovení teploty počátku varu

Ke stanovení teploty počátku varu hořlavých kapalin smějí být použity:

Mezinárodní normy:

ISO 3924 (Petroleum products – Determination of boiling range distribution – Gas chromatography method)

(Ropné produkty – Stanovení rozložení destilačního rozmezí – Metoda plynové chromatografie)

ISO 4626 (Volatile organic liquids – Determination of boiling range of organic solvents used as raw materials)  
(Těkavé organické kapaliny – Stanovení destilačního rozmezí organických rozpouštědel používaných jako suroviny)

ISO 3405 (Petroleum products – Determination of distillation characteristics at atmospheric pressure)  
(Ropné produkty – Stanovení destilačních charakteristik při atmosférickém tlaku)

Vnitrostátní normy:

*American Society for Testing Materials International, 100 Barr Harbor Drive, PO Box C700, West Conshohocken, Pennsylvania, USA 19428-2959:*

ASTM D86-07a, Standard Test Method for Distillation of Petroleum Products at Atmospheric Pressure

ASTM D1078-05, Standard Test Method for Distillation Range of Volatile Organic Liquids

Další přípustné metody:

Metoda A.2 popsaná v části A přílohy k nařízení Komise (ES) č. 440/2008<sup>1</sup>.

### 2.3.3.3 **Zkouška pro stanovení obsahu peroxidu**

Obsah peroxidu v kapalně látce se určuje následujícím postupem:

Množství  $p$  (asi 5 g s přesností vážení na 0,01 g) zkoušené kapaliny se nalije do Erlenmeyerovy baňky; přidá se 20 cm<sup>3</sup> anhydridu kyseliny octové a asi 1 g tuhého jodidu draselného rozetřeného na prášek, obsah baňky se protřepe a po 10 minutách se ohřeje během 3 minut na cca 60 °C; poté se nechá chladnout po dobu 5 minut a přidá se 25 cm<sup>3</sup> vody. Potom se nechá stát po dobu půl hodiny a poté se uvolněný jód titruje desetinným roztokem thiosíranu sodného bez přidání indikátoru. Úplné odbarvení značí konec reakce. Označíme-li potřebný počet cm<sup>3</sup> roztoku sirnatu písmenem  $n$ , vypočítá se procentní obsah peroxidu ve vzorku (počítán jako H<sub>2</sub>O<sub>2</sub>) podle vzorce:

$$\frac{17n}{100p}$$

### 2.3.4 **Zkouška ke stanovení tekutosti**

Ke stanovení tekutosti kapalných, viskózních nebo pastovitých látek a směsí se používá následující zkušební postup:

#### 2.3.4.1 **Zkušební přístroj**

Obchodně běžný penetrometr podle normy ISO 2137:1985 s vodící tyčí o hmotnosti 47,5 g ± 0,05 g; děrovaný kotouč z duralu s kónickými otvory o hmotnosti 102,5 g ± 0,05 g (viz obrázek 1); penetrační nádoba o vnitřním průměru 72 až 80 mm k jímání vzorku.

#### 2.3.4.2 **Zkušební postup**

Vzorek se naplní do penetrační nádoby nejméně půl hodiny před začátkem měření. Nádoba se hermeticky uzavře a ponechá v klidu až do začátku měření. Vzorek se v hermeticky uzavřené penetrační nádobce ohřeje na 35 °C ± 0,5 °C a teprve bezprostředně před měřením (nejvýše 2 minuty) se přemísť na stolek penetrometru. Nyní se na povrch kapaliny nasadí hrot S děrovaného kotouče a změří se hloubka průniku.

#### 2.3.4.3 **Vyhodnocení výsledků zkoušky**

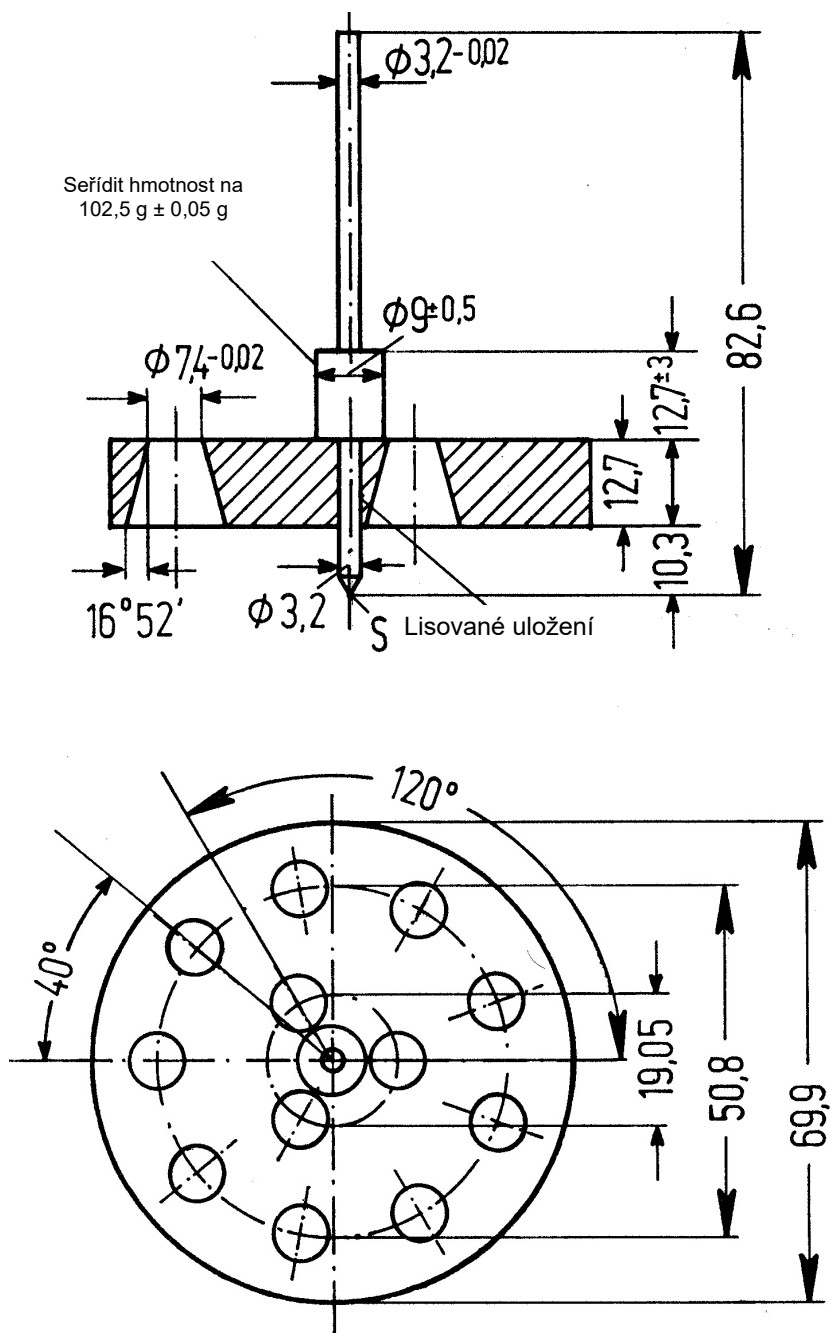
Látka je pastovitá, jestliže po nasazení hrotu S na povrch vzorku je hodnota penetrace odečtená na stupnici:

<sup>1</sup> Nařízení Komise (ES) č. 440/2008 z 30. května 2008 stanovící zkušební metody v souladu s nařízením (ES) č. 1907/2006 Evropského parlamentu a Rady o registraci, hodnocení, povolování a omezování chemických látek (REACH) (Úřední věstník Evropské unie, č. L 142 ze dne 31.5.2008, str. 1-739 a č. L 143 ze dne 3.6.2008, str. 55).

- (a) po době zatížení  $5 \text{ s} \pm 0,1 \text{ s}$  je menší než  $15 \text{ mm} \pm 0,3 \text{ mm}$ , nebo
- (b) při době zatížení  $5 \text{ s} \pm 0,1 \text{ s}$  je větší než  $15 \text{ mm} \pm 0,3 \text{ mm}$ , avšak dodatečná penetrace po dalších  $55 \text{ s} \pm 0,5 \text{ s}$  je menší než  $5,0 \text{ mm} \pm 0,5 \text{ mm}$ .

**POZNÁMKA:** U vzorků majících bod tečení je často nemožné dosáhnout v penetrační nádobce stálého rovného povrchu a tím zajistit při nasazení hrotu S jednoznačné počáteční podmínky měření. Navíc může u některých vzorků nastat při nárazu děrovaného kotouče elastická deformace povrchu a v prvních vteřinách může dojít k naměření vyšších hodnot penetrace. Ve všech těchto případech může být vhodné vyhodnotit výsledky podle odstavce (b) výše.

Obrázek 1 - Penetrometr

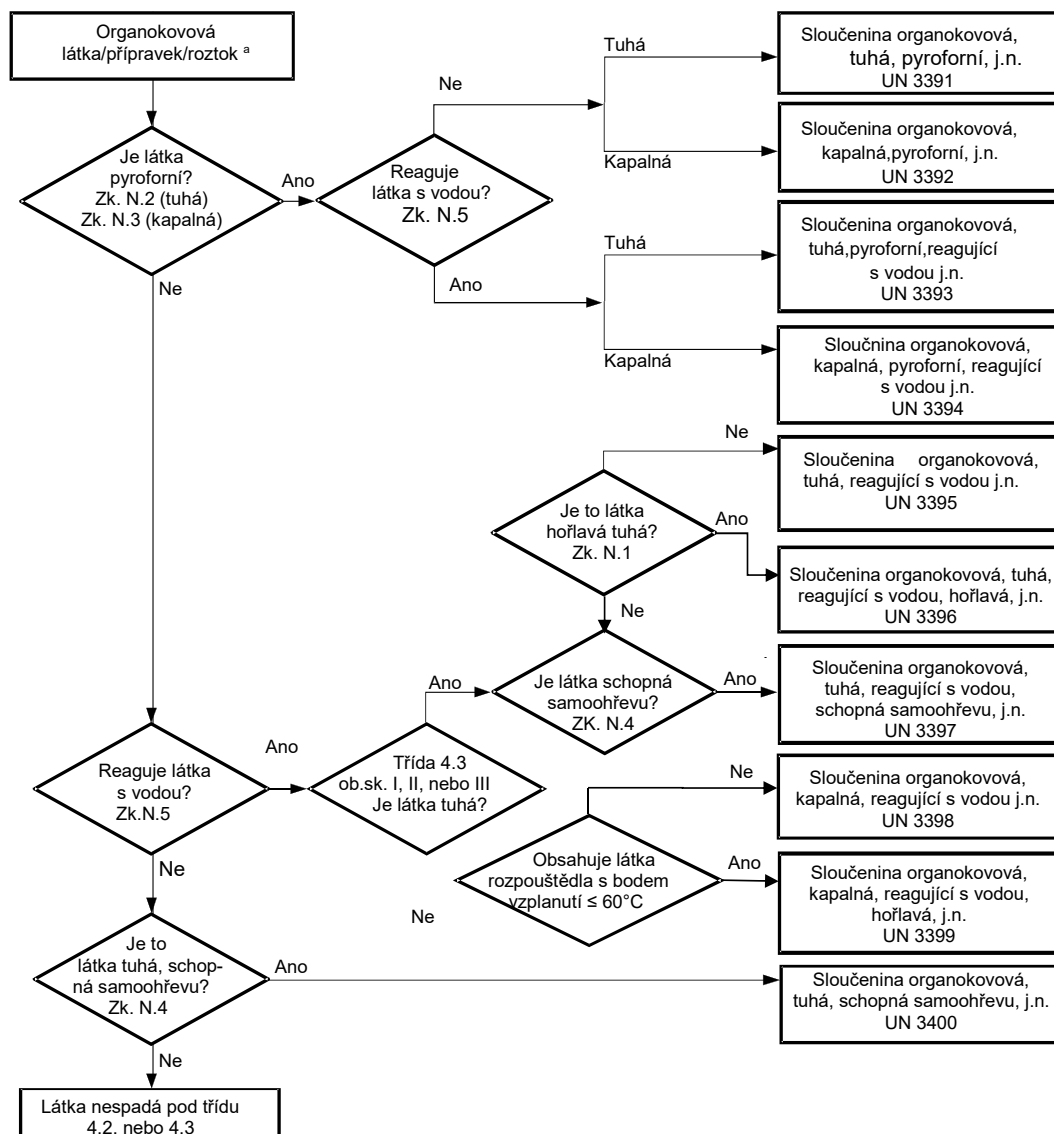
Pro míry bez udání tolerance platí  $\pm 0,1 \text{ mm}$

### 2.3.5 Klasifikace organokovových látek do tříd 4.2 a 4.3

V závislosti na svých vlastnostech, určených na základě zkoušek N.1 až N.5 Příručky zkoušek a kritérií, části III, oddílu 33, mohou být organokovové látky zařazeny do třídy 4.2, popřípadě 4.3 podle postupového diagramu uvedeného na obrázku 2.3.5.

**POZNÁMKA 1:** V závislosti na svých jiných vlastnostech a na přednosti v tabulce převažujících nebezpečí (viz 2.1.3.10) mohou být organokovové látky zařazeny do jiných tříd, jak je to vhodné.

**POZNÁMKA 2:** Hořlavé roztoky s organokovovými sloučeninami v koncentracích, které nejsou samozápalné, ani ve styku s vodou nevyvíjejí hořlavé plyny, jsou látkami třídy 3.

**Diagram 2.3.5: Postupový diagram pro klasifikaci organokovových látek do tříd 4.2 a 4.3 <sup>b</sup>**

<sup>a</sup> Pokud lze aplikovat a pokud je zkouška s přihlédnutím k reakčním vlastnostem odpovídající, určí se vlastnosti tříd 6.1 a 8 podle tabulky převažujícího nebezpečí v pododdíle 2.1.3.10.

<sup>b</sup> Zkušební metody N. 1 až N. 5 jsou obsaženy v Příručce zkoušek a kritérií část III, oddíl 33.



## KAPITOLA 2.4

### KRITÉRIA PRO LÁTKY OHROŽUJÍCÍ VODNÍ PROSTŘEDÍ

#### 2.4.1 Všeobecné definice

**2.4.1.1** Látky ohrožující životní prostředí zahrnují, mimo jiné, kapalné nebo tuhé látky znečišťující vodní prostředí a roztoky a směsi takových látek (jako jsou přípravky a odpady). Pro účely této kapitoly „látky“ znamená chemické prvky a jejich sloučeniny v přírodním stavu nebo získané výrobním procesem, včetně jakékoli přísady potřebné k zachování stálosti produktu a jakýchkoli nečistot pocházejících z použitého procesu, ale s výjimkou jakéhokoli rozpouštědla, které může být odděleno bez ovlivnění stálosti látky nebo změny jejího složení.

**2.4.1.2** Vodní prostředí může být posuzováno ve smyslu vodních organismů, které žijí ve vodě a vodního ekosystému, jehož jsou součástí<sup>1</sup>. Proto je základem pro identifikaci nebezpečí vodní toxicita látky nebo směsi, i když tato může být modifikována dalšími informacemi o degradačním a bioakumulačním chování.

**2.4.1.3** I když je následující klasifikační postup určen k použití pro všechny látky a směsi, uznává se, že v některých případech, např. u kovů nebo špatně rozpustných anorganických sloučenin, bude nutný speciální návod<sup>2</sup>.

**2.4.1.4** Pro akronymy nebo pojmy používané v tomto oddílu platí následující definice:

- BCF: Faktor biokoncentrace;
- BOD: Biochemická potřeba kyslíku;
- COD: Chemická potřeba kyslíku;
- GLP: Dobré laboratorní praktiky;
- EC<sub>x</sub>: koncentrace spojená s X % reakcí;
- EC<sub>50</sub>: účinná koncentrace látky, která způsobí 50 % maximální reakce;
- ErC<sub>50</sub>: EC<sub>50</sub> ve smyslu brzdění růstu;
- K<sub>ow</sub>: rozdělovací koeficient oktanol/voda;
- LC<sub>50</sub> (50% smrtelná koncentrace): koncentrace látky ve vodě, která způsobí smrt 50 % (poloviny) ve skupině pokusných zvířat;
- L(E)C<sub>50</sub>: LC<sub>50</sub> nebo EC<sub>50</sub>;
- NOEC (No Observed Effect Concentration): zkušební koncentrace, bezprostředně pod nejnižší zkoušenou koncentrací se statisticky významným škodlivým účinkem. NOEC nemá žádný statisticky významný škodlivý účinek ve srovnání se škodlivým účinkem zkoušky;
- Směrnice pro zkoušení OECD – Test Guidelines publikované Organizací pro ekonomickou spolupráci a rozvoj (OECD).

#### 2.4.2 Definice a požadavky na údaje

**2.4.2.1** Základními prvky pro klasifikaci látek ohrožujících životní prostředí (vodní prostředí) jsou:

- (a) akutní vodní toxicita;
- (b) chronická vodní toxicita
- (c) bioakumulační potenciál nebo aktuální bioakumulace; a

<sup>1</sup> To se netýká látek znečišťujících vodu, u nichž může být nutné posoudit účinky nad rámec vodního prostředí, jako jsou dopady na lidské zdraví atd.

<sup>2</sup> Tento návod je možno nalézt v příloze 10 GHS.

(d) degradace (biotická nebo abiotická) pro organické chemické látky.

**2.4.2.2** Zatímco se upřednostňují údaje z mezinárodně harmonizovaných zkušebních metod, v praxi se směji používat také údaje z vnitrostátních metod, kde jsou považovány za rovnocenné. Všeobecně bylo dohodnuto, že údaje o toxicitě sladkovodních a mořských druhů mohou být považovány za rovnocenné údaje a mají být přednostně získány za použití Směrnic pro zkoušení OECD nebo jejich ekvivalentu podle zásad dobrých laboratorních praktik (GLP). Nejsou-li takové údaje k dispozici, musí být klasifikace založena na nejlepších disponibilních údajích.

**2.4.2.3** **Akutní vodní toxicita** je podstatná vlastnost látky, která je škodlivá vodním organismům při jejich krátkodobém vystavení působení této látky ve vodním prostředí.

**Akutní (krátkodobé) nebezpečí** pro účely klasifikace je nebezpečí chemické látky způsobené její akutní toxicitou pro organismus během jeho krátkodobého vystavení působení této chemické látky ve vodním prostředí.

**Akutní vodní toxicita** se normálně stanoví za použití rybích druhů 96 hodin LC<sub>50</sub> (Směrnice pro zkoušení OECD 203 nebo ekvivalent), koryšovitých druhů 48 hodin EC<sub>50</sub> (Směrnice pro zkoušení OECD 202 nebo ekvivalent) a/nebo vodních řas 72 nebo 96 hodin EC<sub>50</sub> (Směrnice pro zkoušení OECD 201 nebo ekvivalent). Tyto druhy se považují za náhradu pro všechny vodní organismy a údaje z jiných druhů, jako je lemna, směji být rovněž vzaty v úvahu, je-li vhodná zkušební metodologie.

**2.4.2.4** **Chronická vodní toxicita** je podstatná vlastnost látky, vyvolávající škodlivé účinky na vodní organismy při jejich vystavení působení této látky ve vodním prostředí, které jsou určeny v relaci k životnímu cyklu těchto organismů.

**Dlouhodobé nebezpečí** pro účely klasifikace je nebezpečí chemické látky způsobené její chronickou toxicitou po dlouhodobém působení této chemické látky ve vodním prostředí.

Údaje o **chronické toxicitě** jsou méně dostupné než akutní údaje a rozsah zkušebních postupů je méně standardizován. Údaje získané podle Směrnice pro zkoušení OECD 210 (ryby v počátečním stádiu života) nebo 211 (rozmnožování dafnií) a 201 (zábrana růstu řas) mohou být akceptovány. Je dovoleno použít také jiné uznané a mezinárodně akceptované zkoušky. Musí být použity NOECs nebo jiné ekvivalentní ECx.

**2.4.2.5** **Bioakumulace** znamená čistý výsledek absorpce, přeměny a vyloučení látky v organismu v důsledku vystavení jejím působení všemi cestami (tj. vzduchem, vodou, usazeninou/půdou a potravou).

**Bioakumulační potenciál** se normálně stanoví za použití rozdělovacího koeficientu oktanol/voda, obvykle vyjadřovaného jako log K<sub>ow</sub>, stanoveného podle Směrnice pro zkoušení OECD 107, 117 nebo 123. Zatímco toto představuje bioakumulační potenciál, poskytuje experimentálně zjištěný faktor biokoncentrace (BCF) lepší důkaz a musí být používán přednostně, pokud je k dispozici. BCF se stanoví podle Směrnice pro zkoušení OECD 305.

**2.4.2.6** **Degradace** je rozklad organických molekul na menší molekuly a nakonec na oxid uhličitý, vodu a soli.

**Environmentální degradace** může být biotická nebo abiotická (např. hydrolýza) a použitá kritéria odrážejí tuto skutečnost. Snadná biodegradace se nejsnadněji definuje použitím zkoušek biologické odbouratelnosti (A-F) Směrnice pro zkoušení OECD 301. Překročení úrovně v těchto zkouškách smí být považováno za důkaz rychlé degradace ve většině prostředí. Toto jsou sladkovodní zkoušky a tak bylo zahrnuto také použití výsledků ze Směrnice pro zkoušení OECD 306, která je vhodnější pro mořská prostředí. Nejsou-li takové údaje k dispozici, potom se poměr BOD (5 dní)/COD  $\geq 0,5$  považuje za důkaz rychlé degradace. Abiotická degradace, jako je hydrolýza, primární degradace, jak abiotická, tak i biotická, degradace v nevodních mediích a prokázaná rychlá degradace v životním prostředí směji být všechny brány v úvahu při definování rychlé odbouratelnosti<sup>3</sup>.

Látky jsou považovány za rychle odbouratelné v životním prostředí, jsou-li splněna následující kritéria:

<sup>3</sup> Zvláštní návod k interpretaci údajů poskytuje kapitola 4.1 a příloha 9 ke GHS.

- (a) Při pozorováních snadné biodegradace po dobu 28 dní je dosaženo následujících úrovní degradace:
- (i) zkoušky založené na rozpuštěném organickém uhlíku: 70 %;
  - (ii) zkoušky založené na ztrátě kyslíku nebo vyvíjení oxidu uhličitého: 60 % teoretického maxima;
- Těchto úrovní biodegradace musí být dosaženo do 10 dní od počátku degradace, kteréhožto bodu je dosaženo v době, kdy bylo odbouráno 10 % látky, ledaže je látka identifikována jako komplexní, multikomponentní látka se strukturálně podobnými složkami. V tomto případě, a kde je pro to dostatečné ospravedlnění, smí být od podmínky časového intervalu 10 dnů upuštěno a předpokládá se, že požadované úrovně biodegradace je dosaženo do 28 dnů<sup>4</sup>; nebo
- (b) V těch případech, kdy jsou k dispozici pouze údaje BOD a COD, je-li poměr  $BOD_5/COD \geq 0,5$ ; nebo
- (c) Je-li k dispozici jiný přesvědčivý vědecký důkaz, který může prokázat, že látka nebo směs může být odbourána (bioticky a/nebo abioticky) ve vodním prostředí na úroveň nad 70 % v období 28 dní.

### 2.4.3 Kategorie a kritéria klasifikace látek

**POZNÁMKA:** Kategorie Chronická 4 kapitoly 4.1 GHS se v tomto oddílu uvádí pro informaci, i když v kontextu ADN neplatí.

#### 2.4.3.1 Následující látky se považují za látky ohrožující životní prostředí (vodní prostředí):

- (a) Pro přepravu v kusech látky, které splňují kritéria pro Akutní 1, Chronická 1 nebo Chronická 2, podle tabulky 2.4.3.1; a
- (b) Pro přepravu v tankových plavidlech látky, které splňují kritéria pro Akutní 1, Akutní 2 nebo Akutní 3, nebo Chronická 1, Chronická 2 nebo Chronická 3, podle tabulky 2.4.3.1.

**Tabulka 2.4.3.1 Kategorie pro látky ohrožující vodní prostředí (viz POZNÁMKU 1)**

#### (a) Akutní (krátkodobé) nebezpečí pro vodu

<b><u>Kategorie Akutní 1:</u></b> (viz POZNÁMKU 2)	
96 hodin $LC_{50}$ (pro ryby)	$\leq 1$ mg/l a/nebo
48 hodin $EC_{50}$ (pro korýše)	$\leq 1$ mg/l a/nebo
72 nebo 96 hodin $ErC_{50}$ (pro řasy nebo jiné vodní rostliny)	$\leq 1$ mg/l (viz POZN. 3)
<b><u>Kategorie Akutní 2:</u></b>	
96 hodin $LC_{50}$ (pro ryby)	$> 1$ ale $\leq 10$ mg/l a/nebo
48 hodin $EC_{50}$ (pro korýše)	$> 1$ ale $\leq 10$ mg/l a/nebo
72 nebo 96 hodin $ErC_{50}$ (pro řasy nebo jiné vodní rostliny)	$> 1$ ale $\leq 10$ mg/l (viz POZN. 3)
<b><u>Kategorie Akutní 3:</u></b>	
96 hodin $LC_{50}$ (pro ryby)	$> 10$ ale $\leq 100$ mg/l a/nebo
48 hodin $EC_{50}$ (pro korýše)	$> 10$ ale $\leq 100$ mg/l a/nebo
72 nebo 96 hodin $ErC_{50}$ (pro řasy nebo jiné vodní rostliny)	$> 10$ ale $\leq 100$ mg/l (viz POZN. 3)

<sup>4</sup> Viz kapitolu 4.1 a přílohu 9, odstavec A9.4.2.2.3 GHS.

**(b) Dlouhodobé nebezpečí pro vodu** (viz též obr. 2.4.3.1)

- (i) Látky, které nejsou rychle odbouratelné (viz POZNÁMKU 4), pro něž jsou k dispozici dostatečné údaje o chronické toxicitě

**Kategorie Chronická 1:** (viz POZNÁMKU 2)

Chronická NOEC nebo EC <sub>x</sub> (pro ryby)	≤ 0,1 mg/l a/nebo
Chronická NOEC nebo EC <sub>x</sub> (pro korýše)	≤ 0,1 mg/l a/nebo
Chronická NOEC nebo EC <sub>x</sub> (pro řasy nebo jiné vodní rostliny)	≤ 0,1 mg/l

**Kategorie Chronická 2:**

Chronická NOEC nebo EC <sub>x</sub> (pro ryby)	≤ 1 mg/l a/nebo
Chronická NOEC nebo EC <sub>x</sub> (pro korýše)	≤ 1 mg/l a/nebo
Chronická NOEC nebo EC <sub>x</sub> (pro řasy nebo jiné vodní rostliny)	≤ 1 mg/l

- (ii) Rychle odbouratelné látky, pro něž jsou k dispozici dostatečné údaje o chronické toxicitě

**Kategorie Chronická 1:** (viz POZNÁMKU 2)

Chronická NOEC nebo EC <sub>x</sub> (pro ryby)	≤ 0,01 mg/l a/nebo
Chronická NOEC nebo EC <sub>x</sub> (pro korýše)	≤ 0,01 mg/l a/nebo
Chronická NOEC nebo EC <sub>x</sub> (pro řasy nebo jiné vodní rostliny)	≤ 0,01 mg/l

**Kategorie Chronická 2:**

Chronická NOEC nebo EC <sub>x</sub> (pro ryby)	≤ 0,1 mg/l a/nebo
Chronická NOEC nebo EC <sub>x</sub> (pro korýše)	≤ 0,1 mg/l a/nebo
Chronická NOEC nebo EC <sub>x</sub> (pro řasy nebo jiné vodní rostliny)	≤ 0,1 mg/l

**Kategorie Chronická 3:**

Chronická NOEC nebo EC <sub>x</sub> (pro ryby)	≤ 1 mg/l a/nebo
Chronická NOEC nebo EC <sub>x</sub> (pro korýše)	≤ 1 mg/l a/nebo
Chronická NOEC nebo EC <sub>x</sub> (pro řasy nebo jiné vodní rostliny)	≤ 1 mg/l

- (iii) Látky, pro něž nejsou k dispozici dostatečné údaje o chronické toxicitě

**Kategorie Chronická 1:** (viz POZNÁMKU 2)

96 hodin LC <sub>50</sub> (pro ryby)	≤ 1 mg/l a/nebo
48 hodin EC <sub>50</sub> (pro korýše)	≤ 1 mg/l a/nebo
72 nebo 96 hodin ErC <sub>50</sub> (pro řasy nebo jiné vodní rostliny)	≤ 1 mg/l (viz POZN. 3)

a látka není rychle odbouratelná a/nebo experimentálně zjištěný BCF ≥ 500 (nebo, není-li, log K<sub>ow</sub> ≥ 4)  
(viz POZN. 4 a 5).

**Kategorie Chronická 2:**

96 hodin LC <sub>50</sub> (pro ryby)	> 1 ale ≤ 10 mg/l a/nebo
48 hodin EC <sub>50</sub> (pro koryše)	> 1 ale ≤ 10 mg/l a/nebo
72 nebo 96 hodin ErC <sub>50</sub> (pro řasy nebo jiné vodní rostliny)	> 1 ale ≤ 10 mg/l (viz POZN. 3)

a látka není rychle odbouratelná a/nebo experimentálně zjištěný BCF ≥ 500 (nebo, není-li, log K<sub>ow</sub> ≥ 4) (viz POZN. 4 a 5).

**Kategorie Chronická 3:**

96 hodin LC <sub>50</sub> (pro ryby)	> 10 ale ≤ 100 mg/l a/nebo
48 hodin EC <sub>50</sub> (pro koryše)	> 10 ale ≤ 100 mg/l a/nebo
72 nebo 96 hodin ErC <sub>50</sub> (pro řasy nebo jiné vodní rostliny)	> 10 ale ≤ 100 mg/l (viz POZN. 3)

a látka není rychle odbouratelná a/nebo experimentálně zjištěný BCF ≥ 500 (nebo, není-li, log K<sub>ow</sub> ≥ 4) (viz POZN. 4 a 5).

**(c) Klasifikace „Safety net“****Kategorie: Chronická 4**

Špatně rozpustné látky, pro které není zaznamenána žádná akutní toxicita na úrovních blížících se rozpustnosti ve vodě, a které nejsou rychle odbouratelné a mají log K<sub>ow</sub> ≥ 4, ukazující na bioakumulační potenciál, budou klasifikovány do této kategorie, ledaže existuje vědecký důkaz prokazující, že tato klasifikace není nutná. Takový důkaz by zahrnoval experimentálně zjištěný BCF < 500 nebo chronickou toxicitu NOECs > 1 mg/l nebo důkaz o rychlé degradaci v životním prostředí.

Látky, které spadají jen do kategorie Chronická 4, se nepovažují za látky ohrožující životní prostředí ve smyslu ADN.

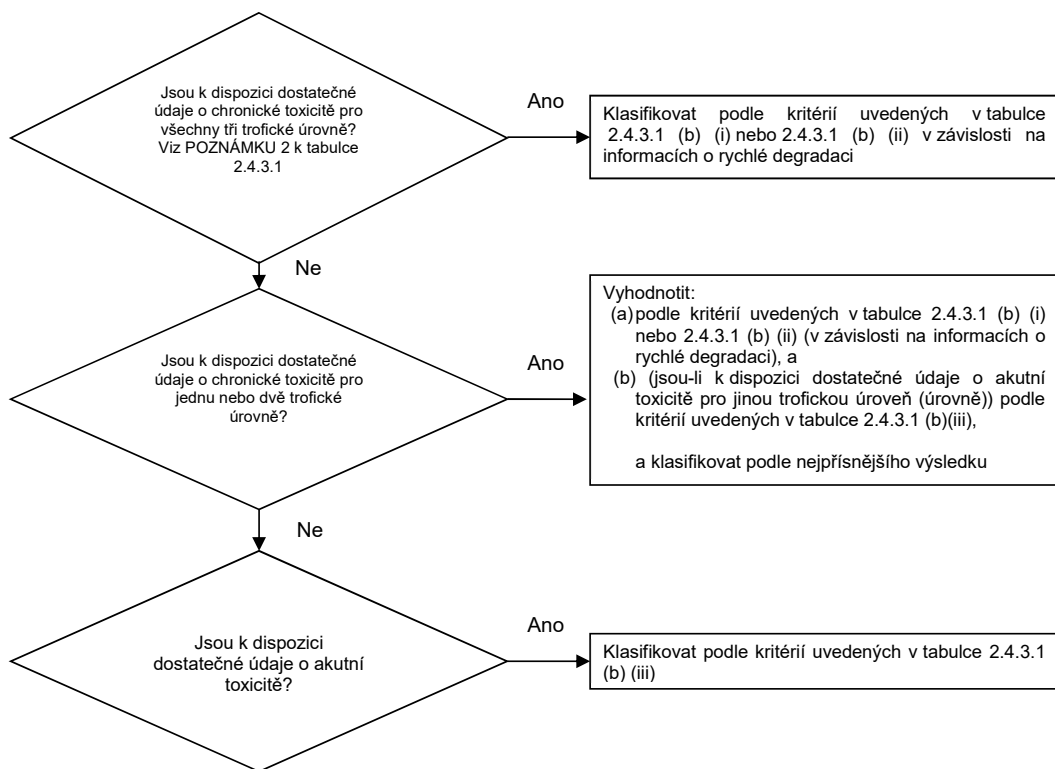
**POZNÁMKA 1:** Organismy, ryby, koryši a řasy jsou testovány jako reprezentativní druhy pokrývající široký rozsah trofických úrovní a dávek a zkušební metody jsou ve vysoké míře standardizovány. Údaje o jiných organismech smějí být rovněž vzaty v úvahu, avšak za podmínky, že představují rovnocenné druhy a experimentální účinky.

**POZNÁMKA 2:** Při klasifikaci látek jako Akutní 1 a/nebo Chronická 1 je třeba současně uvést náležitý součinitel M (viz 2.4.4.6.4) pro použití při součtové metodě.

**POZNÁMKA 3:** Pokud je toxicita pro řasy ErC<sub>50</sub> (= EC<sub>50</sub> (rychlost růstu)) více než 100 krát nižší než toxicita pro nejbližší nejcitlivější druh a povede ke klasifikaci založené pouze na tomto účinku, musí se uvážit, zda je tato toxicita reprezentativní pro toxicitu vůči vodním rostlinám. Pokud se může prokázat, že to není tento případ, musí znalec rozhodnout, zda klasifikaci provést. Klasifikace musí být založena na ErC<sub>50</sub>. Za okolností, kdy podmínky pro určení EC<sub>50</sub> nejsou stanoveny a žádný ErC<sub>50</sub> není zaznamenán, musí být klasifikace založena na nejnižším disponibilním EC<sub>50</sub>.

**POZNÁMKA 4:** Nedostatek rychlé odbouratelnosti je založen buď na nedostatku snadné biotické odbouratelnosti, nebo na jiných údajích ukazujících nedostatek rychlé degradace. Pokud nejsou k dispozici použitelné údaje o odbouratelnosti, buď údaje experimentálně zjištěné, nebo odhadnuté, musí být látka považována za látku, která není rychle odbouratelná.

**POZNÁMKA 5:** Bioakumulační potenciál, založený na experimentálně odvozeném BCF ≥ 500 nebo, není-li, log K<sub>ow</sub> ≥ 4, za podmínky, že log K<sub>ow</sub> je vhodným popisovačem pro bioakumulační potenciál látky. Naměřené hodnoty log K<sub>ow</sub> mají přednost před odhadnutými hodnotami a naměřené hodnoty BCF mají přednost před hodnotami log K<sub>ow</sub>.

**Obrázek 2.4.3.1 Kategorie pro látky dlouhodobě nebezpečné vodnímu prostředí**

## 2.4.3.2

Klasifikační schéma v tabulce 2.4.3.2 dále sumarizuje klasifikační kritéria pro látky.

**Tabulka 2.4.3.2 Klasifikační schéma pro látky ohrožující vodní prostředí**

Klasifikační kategorie			
Akutní nebezpečí (POZNÁMKA 1)	Dlouhodobé nebezpečí (POZNÁMKA 2)		
	Dostatečné údaje o chronické toxicitě jsou k dispozici		Dostatečné údaje o chronické toxicitě nejsou k dispozici (POZNÁMKA 1)
	Látky, které nejsou rychle odbouratelné (POZNÁMKA 3)	Rychle odbouratelné látky (POZNÁMKA 3)	
<b>Kategorie: Akutní 1</b>	<b>Kategorie: Chronická 1</b>	<b>Kategorie: Chronická 1</b>	<b>Kategorie: Chronická 1</b>
$L(E)C_{50} \leq 1,00$	NOEC nebo $EC_x \leq 0,1$	NOEC nebo $EC_x \leq 0,01$	$L(E)C_{50} \leq 1,00$ a nedostatek rychlé odbouratelnosti a/nebo $BCF \geq 500$ nebo, není-li, $\log K_{ow} \geq 4$
<b>Kategorie: Akutní 2</b>	<b>Kategorie: Chronická 2</b>	<b>Kategorie: Chronická 2</b>	<b>Kategorie: Chronická 2</b>
$1,00 < L(E)C_{50} \leq 10,0$	$0,1 < NOEC$ nebo $EC_x \leq 1$	$0,01 < NOEC$ nebo $EC_x \leq 0,1$	$1,00 < L(E)C_{50} \leq 10,0$ a nedostatek rychlé odbouratelnosti a/nebo $BCF \geq 500$ nebo, není-li, $\log K_{ow} \geq 4$
<b>Kategorie: Akutní 3</b>		<b>Kategorie: Chronická 3</b>	<b>Kategorie: Chronická 3</b>
$10,0 < L(E)C_{50} \leq 100$		$0,1 < NOEC$ nebo $EC_x \leq 1$	$10,0 < L(E)C_{50} \leq 100$ a nedostatek rychlé odbouratelnosti a/nebo $BCF \geq 500$ nebo, není-li, $\log K_{ow} \geq 4$
	<b>Kategorie: Chronická 4 (POZNÁMKA 4)</b> Příklad: (POZNÁMKA 5)		
	Žádná akutní toxicita a nedostatek rychlé odbouratelnosti a $BCF \geq 500$ nebo, není-li, $\log K_{ow} \geq 4$ , ledaže $NOECs > 1 \text{ mg/l}$		

**POZNÁMKA 1:** Pásmo akutní toxicity založené na hodnotách  $L(E)C_{50}$  v mg/l pro ryby, koryše a/nebo řasy nebo jiné vodní rostliny (nebo vyhodnocení QSAR (Quantitative Structure Activity Relationships), jestliže nejsou žádné experimentální údaje<sup>5</sup>).

**POZNÁMKA 2:** Látky jsou klasifikovány do různých chronických kategorií, pokud nejsou k dispozici dostatečné údaje o chronické toxicitě pro všechny tři trofické úrovně nad rozpustností ve vodě nebo nad 1 mg/l. („Dostatečný“ znamená, že údaje dostatečně pokrývají sledovaný rozsah. Obecně by to znamenalo naměřené údaje při zkoušce, aby se však vyhnulo zbytečnému zkoušení, je možno případ od případu použít údaje z vyhodnocení, např. QSAR, nebo pro jasné případy posudek experta).

**POZNÁMKA 3:** Pásmo chronické toxicity založené na NOEC nebo ekvivalentních hodnotách  $EC_x$  v mg/l pro ryby nebo koryše nebo jiných uznávaných měření chronické toxicity.

**POZNÁMKA 4:** Systém zavádí také klasifikaci „Safety net“ (uváděnou jako kategorie Chronická 4) k použití, jestliže disponibilní údaje nedovolují klasifikaci podle formálních kritérií, avšak přesto existují některé důvody k obavám.

**POZNÁMKA 5:** Pro špatně rozpustné látky, u nichž nebyla na mezi rozpustnosti prokázána žádná akutní toxicita, a jednak nejsou rychle odbouratelné a jednak mají bioakumulační potenciál, by se tato kategorie měla použít, ledaže může být prokázáno, že tato látka nevyžaduje klasifikaci z hlediska dlouhodobých nebezpečí pro vodu.

<sup>5</sup> Zvláštní návod je uveden v kapitole 4.1, odstavci 4.1.2.13 a příloze 9, oddílu A9.6 GHS.

## 2.4.4 Klasifikační kategorie a kritéria pro směsi

**POZNÁMKA:** Kategorie Chronická 4 kapitoly 4.1 GHS se v tomto oddílu uvádí pro informaci, i když v kontextu ADN neplatí.

### 2.4.4.1

Klasifikační systém pro směsi zahrnuje klasifikační kategorie, které jsou používány pro látky, tj. kategorie Akutní 1 až 3 a Chronické 1 až 4. Za účelem využití všech disponibilních údajů pro klasifikaci nebezpečí směsi pro vodní prostředí se vychází z následujícího předpokladu, který se použije, kde je to nutné:

„Relevantní složky“ směsi jsou ty složky, které jsou přítomny v koncentraci 0,1 % (hm.) nebo vyšší pro složky klasifikované jako Akutní a/nebo Chronická 1 a 1 % (hm.) nebo vyšší pro jiné složky, pokud neexistuje domněnka (např. v případě velmi toxických složek), že složka přítomná v koncentraci nižší než 0,1 % může být přesto významná pro klasifikaci směsi z hlediska jejích nebezpečí pro vodní prostředí.

### 2.4.4.2

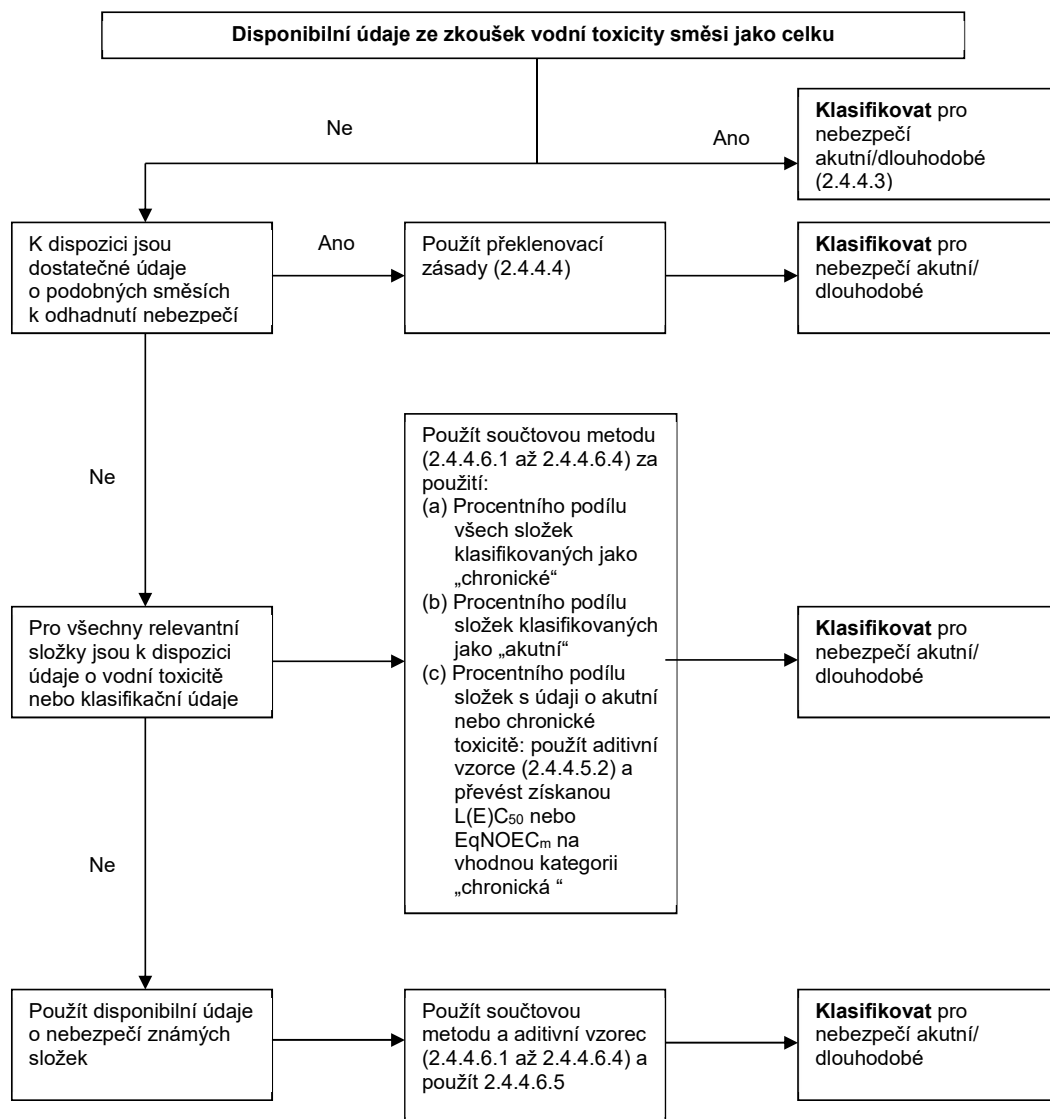
Přístup ke klasifikaci nebezpečí pro vodní prostředí je víceúrovňový a je závislý na druhu disponibilních informací pro vlastní směs a pro její složky. Prvky víceúrovňového přístupu zahrnují:

- (a) klasifikaci založenou na vyzkoušených směsích;
- (b) klasifikaci založenou na překlenovacích zásadách;
- (c) použití „součtu klasifikovaných složek“ a/nebo „aditivního vzorce“.

Dále uvedený obrázek 2.4.4.2 ukazuje postup, který je nutno dodržet:



**Obrázek 2.4.4.2: Víceúrovňový přístup ke klasifikaci směsí z hlediska jejich akutních a dlouhodobých nebezpečí pro vodní prostředí**



#### 2.4.4.3 **Klasifikace směsí, jsou-li k dispozici údaje o toxicitě pro kompletní směs**

2.4.4.3.1 Pokud byla směs jako celek podrobena zkoušce za účelem zjištění její vodní toxicity, musí být tyto informace použity pro klasifikaci směsi podle kritérií, která byla schválena pro látky. Klasifikace je normálně založena na údajích pro ryby, korýše a řasy/rostliny (viz 2.4.2.3 a 2.4.2.4). Pokud se nedostává dostatečných akutních nebo chronických údajů pro směs jako celek, musí se použít „překlenovací zásady“ nebo „součtová metoda“ (viz 2.4.4.4 a 2.4.4.5).

2.4.4.3.2 Klasifikace směsí z hlediska dlouhodobého nebezpečí vyžaduje dodatečné informace o odbouratelnosti a v některých případech o bioakumulaci. Neexistují žádné údaje o odbouratelnosti a bioakumulaci pro směsi jako celek. Zkoušky odbouratelnosti a bioakumulace pro směsi se

nepoužívají, neboť je obvykle obtížné je vyhodnotit, a takové zkoušky mohou mít význam jen pro jednotlivé látky.

#### 2.4.4.3.3 *Klasifikace do kategorií Akutní 1, 2 a 3*

- (a) Jsou-li k dispozici dostatečné údaje ze zkoušek akutní toxicity ( $LC_{50}$  nebo  $EC_{50}$ ) pro směs jako celek ukazující  $L(E)C_{50} \leq 100$  mg/l:

Klasifikovat směs jako Akutní 1, 2 nebo 3 podle tabulky 2.4.3.1 (a);

- (b) Jsou-li k dispozici údaje ze zkoušek akutní toxicity ( $LC_{50}(s)$  nebo  $EC_{50}(s)$ ) pro směs jako celek ukazující  $L(E)C_{50}(s) > 100$  mg/l, nebo nad rozpustností ve vodě:

Není nutno klasifikovat z hlediska akutního nebezpečí pod ADN.

#### 2.4.4.3.4 *Klasifikace do kategorií Chronická 1, 2 a 3*

- (a) Jsou-li k dispozici dostatečné údaje o chronické toxicitě ( $EC_x$  nebo NOEC) pro směs jako celek ukazující  $EC_x$  nebo NOEC zkoušené směsi  $\leq 1$  mg/l:

- (i) klasifikovat směs jako Chronickou 1, 2 nebo 3 podle tabulky 2.4.3.1 (b) (ii) (rychle odbouratelná), pokud dostupné informace dovolují učinit závěr, že všechny relevantní složky směsi jsou rychle odbouratelné;

- (ii) klasifikovat směs jako Chronickou 1, 2 nebo 3 ve všech ostatních případech podle tabulky 2.4.3.1 (b) (i) (není rychle odbouratelná);

- (b) Jsou-li k dispozici dostatečné údaje o chronické toxicitě ( $EC_x$  nebo NOEC) pro směs jako celek ukazující  $EC_x(s)$  nebo NOEC(s) zkoušené směsi  $> 1$  mg/l, nebo nad rozpustností ve vodě:

Není nutno klasifikovat z hlediska dlouhodobého nebezpečí pod ADN.

#### 2.4.4.3.5 *Klasifikace do kategorie Chronická 4*

Jsou-li přesto důvody k obavám:

Klasifikovat směs jako Chronickou 4 (klasifikace „Safety net“) podle tabulky 2.4.3.1 (c).

#### 2.4.4.4 ***Klasifikace směsí, nejsou-li k dispozici údaje o toxicitě pro kompletní směs: překlenovací zásady***

- 2.4.4.4.1 Pokud směs sama nebyla podrobena zkoušce ke zjištění jejího nebezpečí pro vodní prostředí, ale existují dostatečné údaje o jednotlivých složkách a podobných zkoušených směsích, aby přiměřeným způsobem charakterizovaly nebezpečí této směsi, musí se tyto údaje použít v souladu s následujícími schválenými překlenovacími pravidly. Tímto se zajišťuje, aby se při klasifikačním procesu využilo k charakteristice nebezpečí směsi v co největším možném rozsahu disponibilních údajů, bez nutnosti dodatečných zkoušek na zvířatech.

##### 2.4.4.4.2 *Ředění*

Je-li nová směs vytvořena zředěním zkoušené směsi nebo látky ředidlem, které má stejnou nebo nižší klasifikaci z hlediska nebezpečí pro vodní prostředí než nejméně toxická původní složka, a od něhož se neočekává, že ovlivní nebezpečí pro vodní prostředí jiných složek, musí být výsledná směs klasifikována jako rovnocenná s původní zkoušenou směsí nebo látkou. Alternativně smí být použita metoda vysvětlená v 2.4.4.5.

##### 2.4.4.4.3 *Dávkování*

Klasifikace zkoušené výrobní šarže směsi z hlediska nebezpečí pro vodní prostředí musí být považována za v podstatě rovnocennou klasifikaci jiné nezkoušené výrobní šarže téhož obchodního produktu, je-li vyráběn týmhž výrobcem nebo pod kontrolou téhož výrobce, pokud není důvodu věřit, že došlo k významné změně, takže se změnila klasifikace nezkoušené šarže z hlediska jejího nebezpečí pro vodní prostředí. Pokud k tomuto dojde, je nutná nová klasifikace.

- 2.4.4.4.4 Koncentrace směsí, které jsou zařazeny do nejpřísnějších klasifikačních kategorií (chronická 1 a akutní 1)

Je-li zkoušená směs klasifikována jako chronická 1 a/nebo akutní 1 a složky směsi, které jsou klasifikovány jako chronická 1 a/nebo akutní 1, jsou ještě více koncentrovány, musí být více koncentrovaná nezkoušená směs zařazena do stejné klasifikační kategorie jako původní zkoušená směs bez dodatečných zkoušek.

#### 2.4.4.4.5 Interpolace uvnitř jedné kategorie toxicity

Pro tři směsi (A, B a C) s identickými složkami, jestliže směsi A a B byly vyzkoušeny a jsou v téže kategorii toxicity a jestliže nezkoušená směs C má tytéž toxikologicky aktivní složky jako směsi A a B, ale má koncentrace toxikologicky aktivních složek mezilehlé mezi koncentracemi ve směsích A a B, potom se předpokládá, že směs C je v téže kategorii jako A a B.

#### 2.4.4.4.6 V podstatě podobné směsi

Jsou-li dány následující předpoklady:

(a) dvě směsi:

- (i) A + B;
- (ii) C + B;

(b) koncentrace složky B je v podstatě stejná v obou směsích;

(c) koncentrace složky A ve směsi (i) se rovná koncentraci složky C ve směsi (ii);

(d) údaje o nebezpečích pro vodní prostředí pro A a C jsou k dispozici a jsou v podstatě rovnocenné, tj. jsou v téže kategorii nebezpečí a neočekává se, že ovlivní vodní toxicitu B.

Jestliže směs (i) nebo (ii) je již klasifikována na základě údajů ze zkoušek, potom může být té druhé směsi přiřazena tatáž kategorie nebezpečí.

#### 2.4.4.5 **Klasifikace směsí, jsou-li k dispozici údaje o toxicitě pro všechny složky nebo jen pro některé složky směsi**

2.4.4.5.1 Klasifikace směsi je založena na součtu koncentrací jejích klasifikovaných složek. Procentní podíl složek klasifikovaných jako „Akutní“ nebo „Chronická“ bude zahrnut přímo do součtové metody. Detaily součtové metody jsou popsány v 2.4.4.6.1 až 2.4.4.6.4.

2.4.4.5.2 Směsi mohou být vytvořeny jak ze složek, které jsou klasifikovány (jako Akutní 1 až 3 a/nebo Chronická 1 až 4), tak i ze složek, pro které jsou k dispozici dostatečné údaje ze zkoušek toxicity. Jsou-li k dispozici dostatečné údaje o toxicitě pro více než jednu složku ve směsi, vypočte se celková toxicita těchto složek použitím následujících aditivních vzorců (a) nebo (b) v závislosti na povaze údajů o toxicitě:

(a) Založeno na akutní vodní toxicitě:

$$\frac{\sum C_i}{L(E)C_{50m}} = \sum_n \frac{C_i}{L(E)C_{50i}}$$

kde:

$C_i$  = koncentrace složky i (procento hmotnosti);

$L(E)C_{50i}$  =  $LC_{50}$  nebo  $EC_{50}$  pro složku i (mg/l);

$n$  = počet složek, i se pohybuje od 1 do  $n$ ;

$L(E)C_{50m}$  =  $L(E)C_{50}$  části směsi s údaji ze zkoušek.

Vypočtená toxicita se použije k tomu, aby se této části směsi přiřadila kategorie akutního nebezpečí, která se následně použije při aplikaci součtové metody;

(b) Založeno na chronické vodní toxicitě:

$$\frac{\sum C_i + \sum C_j}{EqNOEC_m} = \sum_n \frac{C_i}{NOEC_i} + \sum_n \frac{C_j}{0,1 \cdot NOEC_j}$$

kde:

$C_i$  = koncentrace složky i (procento hmotnosti) pokrývající rychle odbouratelné složky;

$C_j$  = koncentrace složky j (procento hmotnosti) pokrývající složky, které nejsou rychle odbouratelné;

$NOEC_i$  = NOEC (nebo jiná uznávaná měření chronické toxicity) pro složku i, pokrývající rychle odbouratelné složky, v mg/l;

$NOEC_j$  = NOEC (nebo jiná uznávaná měření chronické toxicity) pro složku j, pokrývající složky, které nejsou rychle odbouratelné, v mg/l;

$n$  = počet složek, i a j se pohybují od 1 do  $n$ ;

$EqNOEC_m$  = ekvivalent NOEC části směsi s údaji ze zkoušek.

Ekvivalentní toxicita tak odráží skutečnost, že látky, které nejsou rychle odbouratelné, jsou klasifikovány o jednu úroveň kategorie nebezpečí „přísněji“ než rychle odbouratelné látky.

Vypočtená ekvivalentní toxicita se použije k tomu, aby se této části směsi přiřadila kategorie dlouhodobého nebezpečí podle kritérií pro rychle odbouratelné látky (tabulka 2.4.3.1 (b) (ii)), která se následně použije při aplikaci součtové metody.

2.4.4.5.3 Při použití aditivního vzorce pro část směsi je vhodnější vypočítat toxicitu této části směsi tak, že se pro každou složku použijí hodnoty toxicity, které se vztahují ke stejné systematické skupině (tj. rybám, korýšům nebo řasám), a pak se použije nejvyšší toxicita (nejnižší hodnota) (tj. použije se nejcitlivější z těchto tří skupin). Nejsou-li však k dispozici údaje o toxicitě pro každou složku od stejné systematické skupiny, musí být hodnota toxicity pro každou složku zvolena stejným způsobem, jakým jsou voleny hodnoty toxicity pro klasifikaci látek, tj. použije se nejvyšší toxicita (od nejcitlivějšího pokusného organismu). Vypočtená akutní a chronická toxicita se pak může použít pro klasifikaci této části směsi jako Akutní 1, 2 nebo 3 a/nebo Chronická 1,2, nebo 3 za použití stejných kritérií, jaká jsou popsána pro látky.

2.4.4.5.4 Jestliže je směs klasifikována více než jen jedním způsobem, musí se použít ta metoda, která dává nejkonzervativnější výsledek.

#### 2.4.4.6 **Součtová metoda**

##### 2.4.4.6.1 Klasifikační postupy

Všeobecně převažuje přísnější klasifikace pro směsi nad méně přísnou klasifikací, např. klasifikace Chronická 1 převažuje nad klasifikací Chronická 2. V důsledku toho je klasifikační postup již ukončen, je-li výsledkem klasifikace kategorie Chronická 1. Přísnější klasifikace než Chronická 1 není možná, a proto není nutné postupovat další klasifikační postup.

2.4.4.6.2 Klasifikace do kategorií Akutní 1, 2 a 3

2.4.4.6.2.1 Nejprve se posoudí všechny složky klasifikované jako Akutní 1. Je-li součet koncentrací (v %) těchto složek  $\geq 25$  %, musí být celá směs klasifikována jako Akutní 1. Je-li výsledkem výpočtu klasifikace směsi jako Akutní 1, klasifikační postup je ukončen.

2.4.4.6.2.2 V případech, kdy směs není klasifikována jako Akutní 1, uváží se klasifikace směsi jako Akutní 2. Směs je klasifikována jako Akutní 2, jestliže desetinásobek součtu všech složek klasifikovaných jako Akutní 1 plus součet všech složek klasifikovaných jako Akutní 2 je  $\geq 25$  %. Je-li výsledkem výpočtu klasifikace směsi jako Akutní 2, klasifikační postup je ukončen.

2.4.4.6.2.3 V případech, kdy směs není klasifikována ani jako Akutní 1, ani jako Akutní 2, uváží se klasifikace směsi jako Akutní 3. Směs je klasifikována jako Akutní 3, jestliže stonásobek součtu všech složek

klasifikovaných jako Akutní 1 plus desetinásobek součtu všech složek klasifikovaných jako Akutní 2 plus součet všech složek klasifikovaných jako Akutní 3 je  $\geq 25$  %.

- 2.4.4.6.2.4 Klasifikace směsí z hlediska akutních nebezpečí založená na tomto součtu koncentrací klasifikovaných složek je sumarizována v tabulce 2.4.4.6.2.4 dále.

**Tabulka 2.4.4.6.2.4: Klasifikace směsí z hlediska akutních nebezpečí, založená na součtu koncentrací klasifikovaných složek**

Součet koncentrací (v %) složek klasifikovaných jako:	Směs klasifikována jako:
akutní 1 x M <sup>a</sup> $\geq 25$ %	Akutní 1
(M x 10 x Akutní 1) + Akutní 2 $\geq 25$ %	Akutní 2
(M x 100 x Akutní 1) + (10 x Akutní 2) + Akutní 3 $\geq 25$ %	Akutní 3

<sup>a</sup> K vysvětlení součinitele M viz 2.4.4.6.4.

- 2.4.4.6.3 Klasifikace do kategorií Chronická 1, 2, 3 a 4
- 2.4.4.6.3.1 Nejprve se berou v úvahu všechny složky klasifikované jako Chronická 1. Je-li součet koncentrací (v %) těchto složek  $\geq 25$  %, musí být směs klasifikována jako Chronická 1. Je-li výsledkem výpočtu klasifikace směsí jako Chronická 1, klasifikační postup je ukončen.
- 2.4.4.6.3.2 V případech, kdy směs není klasifikována jako Chronická 1, uváží se klasifikace směsí jako Chronická 2. Směs je klasifikována jako Chronická 2, jestliže desetinásobek součtu koncentrací (v %) všech složek klasifikovaných jako Chronická 1 plus součet koncentrací (v %) všech složek klasifikovaných jako Chronická 2 je  $\geq 25$  %. Je-li výsledkem výpočtu klasifikace směsí jako Chronická 2, klasifikační postup je ukončen.
- 2.4.4.6.3.3 V případech, kdy směs není klasifikována ani jako Chronická 1, ani jako Chronická 2, uváží se klasifikace směsí jako Chronická 3. Směs je klasifikována jako Chronická 3, jestliže stonásobek součtu všech složek klasifikovaných jako Chronická 1 plus desetinásobek součtu všech složek klasifikovaných jako Chronická 2 plus součet všech složek klasifikovaných jako Chronická 3 je  $\geq 25$  %.
- 2.4.4.6.3.4 Jestliže směs není ještě klasifikována do kategorie Chronická 1, 2 nebo 3, není nutné pro účely ADN uvažovat o klasifikaci směsí jako Chronická 4. Směs je klasifikována jako Chronická 4, jestliže součet procentních podílů složek klasifikovaných jako Chronická 1, 2, 3 a 4 je  $\geq 25$  %.
- 2.4.4.6.3.5 Klasifikace směsí z hlediska dlouhodobých nebezpečí založená na tomto součtu koncentrací klasifikovaných složek je sumarizována v tabulce 2.4.4.6.3.5 (dříve tabulka 2.4.4.6.3.4) dále.

**Tabulka 2.4.4.6.3.5: Klasifikace směsí z hlediska dlouhodobých nebezpečí, založená na součtu koncentrací klasifikovaných složek**

Součet koncentrací (v %) složek klasifikovaných jako:	Směs klasifikována jako:
Chronická 1 x M <sup>a</sup> $\geq 25$ %	Chronická 1
(M x 10 x Chronická 1) + Chronická 2 $\geq 25$ %	Chronická 2
(M x 100 x Chronická 1) + (10 x Chronická 2) + Chronická 3 $\geq 25$ %	Chronická 3
Chronická 1 + Chronická 2 + Chronická 3 + Chronická 4 $\geq 25$ %	Chronická 4

<sup>a</sup> K vysvětlení součinitele M viz 2.4.4.6.4.

- 2.4.4.6.4 Směsi s velmi toxickými složkami

Složky Akutní 1 nebo Chronická 1 s akutními toxicitami značně pod 1 mg/l a/nebo chronickými toxicitami značně pod 0,1 mg/l (nejsou-li rychle odbouratelné) a 0,01 mg/l (jsou-li rychle odbouratelné) mohou ovlivnit toxicitu směsí a dává se jim při použití součtové metody zvýšená váha. Jestliže směs obsahuje složky klasifikované jako kategorie akutní 1 nebo chronická 1, musí se aplikovat vícevrstvý přístup popsáný v odstavcích 2.4.4.6.2 a 2.4.4.6.3 za použití váženého součtu získaného vynásobením koncentrací složek kategorií Akutní 1 a Chronická 1 součinitelem, namísto jen pouhého sečtení procentních podílů. To znamená, že koncentrace „akutní 1“ v levém sloupci tabulky 2.4.4.6.2.4 a koncentrace „chronická 1“ v levém sloupci tabulky 2.4.4.6.3.4 se vynásobí příslušným násobným

součinitelem. Násobné součinitele, které se musí použít pro tyto složky, jsou definovány za použití hodnoty toxicity, jak je to sumárně uvedeno v tabulce 2.4.4.6.4 dále. Z tohoto důvodu musí být osoba klasifikující směs, která obsahuje složky akutní 1 a/nebo chronická1, informována o hodnotě součinitele M, aby mohla použít součtovou metodu. Alternativně smí být použit aditivní vzorec (viz 2.4.4.5.2), pokud jsou k dispozici údaje o toxicitě pro všechny velmi toxické složky ve směsi a existuje přesvědčivý důkaz, že všechny ostatní složky, včetně těch, pro něž nejsou k dispozici specifické údaje o akutní a/nebo chronické toxicitě, mají malou nebo nemají žádnou toxicitu a nepřispívají významným způsobem k nebezpečí, které směs představuje pro životní prostředí.

**Tabulka 2.4.4.6.4: Násobné součinitele pro velmi toxické složky směsí**

Akutní toxicita	Součini- tel M	Chronická toxicita	Součini- tel M	Součini- tel M
Hodnota L(E)C <sub>50</sub>		Hodnota NOEC	Složky NRD <sup>a</sup>	Složky RD <sup>b</sup>
$0,1 < L(E)C_{50} \leq 1$	1	$0,01 < NOEC \leq 0,1$	1	-
$0,01 < L(E)C_{50} \leq 0,1$	10	$0,001 < NOEC \leq 0,01$	10	1
$0,001 < L(E)C_{50} \leq 0,01$	100	$0,0001 < NOEC \leq 0,001$	100	10
$0,0001 < L(E)C_{50} \leq 0,001$	1 000	$0,00001 < NOEC \leq 0,0001$	1 000	100
$0,00001 < L(E)C_{50} \leq 0,0001$	10 000	$0,000001 < NOEC \leq 0,00001$	10 000	1 000
(pokračuje v intervalech součinitele 10)		(pokračuje v intervalech součinitele 10)		

<sup>a</sup> Nejsou rychle odbouratelné.

<sup>b</sup> Rychle odbouratelné.

#### 2.4.4.6.5

Klasifikace směsí se složkami bez použitelných informací

V případě, že nejsou pro jednu nebo více důležitých složek žádné použitelné informace o jejich akutní a/nebo chronické vodní toxicitě, usuzuje se, že směsi nemůže být přisouzena(y) definitivní kategorie nebezpečí (a). V této situaci se směs klasifikuje na základě známých složek.

### **ČÁST 3**

## **SEZNAMY NEBEZPEČNÝCH VĚCÍ, ZVLÁŠTNÍ USTANOVENÍ A VYNĚTÍ Z PLATNOSTI PRO OMEZENÁ A VYŇATÁ MNOŽSTVÍ**

## KAPITOLA 3.1

### VŠEOBECNĚ

#### 3.1.1 Úvod

Vedle ustanovení, která jsou uvedena v tabulkách této části, nebo na která se odkazuje, je nutno dbát všeobecných ustanovení každé části, kapitoly a/nebo oddílu. Tato všeobecná ustanovení nejsou v tabulkách uvedena. Jestliže všeobecné ustanovení je v rozporu se zvláštním ustanovením, má zvláštní ustanovení přednost.

#### 3.1.2 Oficiální pojmenování pro přepravu

**POZNÁMKA.:** *K oficiálním pojmenováním používaným pro přepravu vzorků viz 2.1.4.1.*

**3.1.2.1** Oficiální pojmenování pro přepravu je tou částí položky, která věci uvedené v tabulce A kapitoly 3.2 nejpřesněji popisuje, a je napsáno velkými písmeny (číslice, řecká písmena a údaje napsané malými písmeny "sec", "terc", "m", "n", "o", a "p" jsou nedílnou součástí pojmenování). Údaje týkající se tenze par (tp) a bodu varu (bv) ve sloupci (2) tabulky C v kapitole 3.2 jsou součástí oficiálního pojmenování pro přepravu. Za hlavním oficiálním pojmenováním pro přepravu může být uvedeno v závorkách alternativní oficiální pojmenování pro přepravu. V tabulce A je natištěno velkými písmeny v závorkách [např. ETHANOL (ETHYLALKOHOL)]. V tabulce C je natištěno jinými písmeny (např. ACETONITRIL (metalcianid)). Části názvu položky, které jsou psány malými písmeny, se nepovažují za součást oficiálního pojmenování pro přepravu, když není předtím uvedeno jinak.

**3.1.2.2** Je-li pod jedním číslem UN uvedena kombinace několika odlišných oficiálních pojmenování, a tato jsou oddělena spojkami „a“ nebo „nebo“ malými písmeny nebo jsou oddělena čárkami, v přepravním dokladu a na značkách kusu musí být uvedeno jen to nejvhodnější. Následující příklady znázorňují postup při výběru oficiálního pojmenování pro přepravu v takových případech:

- (a) UN 1057 ZAPALOVAČE nebo NÁDOBKY S NÁPLNÍ DO ZAPALOVAČŮ – jako oficiální pojmenování pro přepravu se použije to z uvedených pojmenování, které je nejvhodnější:

ZAPALOVAČE  
NÁDOBKY S NÁPLNÍ DO ZAPALOVAČŮ;

- (b) UN 2793 KOVY ŽELEZNÉ JAKO TRÍSKY PŘI VRTÁNÍ, FRÉZOVÁNÍ, SOUSTRUŽENÍ, ODPADY ve formě schopné samoohřevu. Oficiální pojmenování pro přepravu je nejvhodnější z následujících kombinací:

KOVY ŽELEZNÉ JAKO TRÍSKY PŘI VRTÁNÍ  
KOVY ŽELEZNÉ JAKO TRÍSKY PŘI FRÉZOVÁNÍ  
KOVY ŽELEZNÉ JAKO TRÍSKY PŘI SOUSTRUŽENÍ  
KOVY ŽELEZNÉ ODPADY

**3.1.2.3** Oficiální pojmenování pro přepravu může být použito v jednotném nebo množném čísle, jak je to vhodné. Kromě toho, pokud oficiální pojmenování pro přepravu obsahuje blíže určující pojmy, je pořadí těchto pojmů v přepravním dokladu nebo na značkách kusů libovolné. Například smí být namísto "DIMETHYLAMIN, VODNÝ ROZTOK" alternativně udáno "VODNÝ ROZTOK DIMETHYLAMINU". Pro věci třídy 1 mohou být použity obchodní nebo vojenské názvy, které obsahují oficiální pojmenování pro přepravu doplněné dodatečným popisným textem.



**3.1.2.4** Mnoho látek má položku jak pro kapalný, tak i tuhý stav (viz definice kapaliny a tuhé látky v 1.2.1), nebo pro tuhou látku a roztok. Jsou jim přidělena různá UN čísla, která nemusí nutně následovat po sobě<sup>1</sup>.

**3.1.2.5** Je-li látka, která je podle definice uvedené v oddílu 1.2.1 látkou tuhou, podávána k přepravě v roztaveném stavu, doplní se oficiální pojmenování pro přepravu upřesňujícím slovem "ROZTAVENÝ", pokud toto slovo není již uvedeno velkými písmeny v pojmenování obsaženém v tabulce A nebo tabulce C kapitoly 3.2 (například ALKYL FENOL, TUHÝ, J.N., ROZTAVENÝ).

**3.1.2.6** S výjimkou samovolně se rozkládajících látek a organických peroxidů, a pokud není slovo „STABILIZOVANÝ“ již velkými písmeny uvedeno v pojmenování obsaženém ve sloupci (2) tabulky A kapitoly 3.2, musí být toto slovo doplněno jako součást oficiálního pojmenování pro přepravu látky, která by bez stabilizace nebyla připuštěna k přepravě podle pododdílů 2.2.X.2 z důvodu své náchylnosti nebezpečně reagovat za normálních podmínek přepravy (např. LÁTKA TOXICKÁ, KAPALNÁ, ORGANICKÁ, J.N., STABILIZOVANÁ).

Je-li ke stabilizaci takových látek použito řízení teploty k zamezení vzniku nebezpečného přetlaku, nebo vyvíjení nadměrného tepla, nebo je-li použita chemická stabilizace v kombinaci s řízením teploty, pak:

- (a) pro kapaliny a tuhé látky: je-li SAPT<sup>2</sup> (měřena s inhibitorem nebo bez něho, použije-li se chemická stabilizace) menší nebo rovna SAPT předepsané v 2.2.41.1.21, platí ustanovení v 2.2.41.1.17, zvláštní ustanovení 386 kapitoly 3.3, 7.1.7, zvláštní ustanovení V8 kapitoly 7.2 ADR, zvláštní ustanovení S4 kapitoly 8.5 ADR a požadavky kapitoly 9.6 ADR, s výjimkou toho, že pojem „SADT“ používaný v těchto odstavcích zahrnuje také „SAPT“, pokud je dotyčná látka náchylná k polymerizaci;
- (b) Pokud není již zahrnuto ve velkých písmenech v názvu uvedeném ve sloupci (2) tabulky A v kapitole 3.2, je nutno vložit jako součást oficiálního pojmenování slova „S ŘÍZENÍM TEPLoty“;
- (c) pro plyny: podmínky přepravy musí být schváleny příslušným orgánem.

**3.1.2.7** Hydráty smějí být přepravovány pod oficiálním pojmenováním pro přepravu pro bezvodou látku.

### **3.1.2.8 Druhé položky nebo "jinde nejmenované" (J.N.) položky**

**3.1.2.8.1** Druhá a "J.N." oficiální pojmenování pro přepravu, u nichž je ve sloupci (6) tabulky A kapitoly 3.2 uvedeno zvláštní ustanovení 274 nebo 318 nebo poznámka 27 ve sloupci (20) tabulky C v kapitole 3.2, musí být doplněna technickým názvem věci, pokud jeho zveřejnění nezakazují vnitrostátní předpisy nebo mezinárodní dohoda u látek podléhajících kontrole. Pro výbušné látky a předměty třídy 1 může být popis nebezpečných věcí doplněn dodatečným popisným textem uvádějícím obchodní nebo vojenské názvy. Technické názvy musí být uvedeny v závorkách hned za oficiálním pojmenováním pro přepravu. Rovněž je možno použít vhodný modifikátor, jako „obsahuje“ nebo „obsahující“, nebo jiná upřesňující slova, jako „směs“, „roztok“ atd., a procentní podíl technické složky. Např. „UN 1993 LÁTKA HOŘLAVÁ, KAPALNÁ, J.N. (OBSAHUJE XYLEN A BENZEN), 3,II“.

**3.1.2.8.1.1** Technickým názvem musí být uznávaný chemický název nebo biologický název nebo jiný název běžně používaný ve vědeckých a technických publikacích, časopisech a tectech. Obchodní názvy nesmějí být k tomuto účelu používány. U pesticidů se smějí používat jen obvyklé názvy ISO, jiné názvy uvedené v publikaci Světové zdravotnické organizace (WHO) Recommended Classification of Pesticides by Hazard and Guidelines to Classification anebo pojmenování jejich aktivní látky (aktivních látek).

**3.1.2.8.1.2** Pokud je směs nebezpečných věcí nebo předmětů obsahujících nebezpečné věci popsána jedním z "J.N." nebo "druhovými" položkami, kterým bylo přiděleno speciální ustanovení 274 ve sloupci (6) tabulky A v kapitole 3.2, není potřeba uvádět více než dvě složky, které převážně přispívají k nebezpečí nebo nebezpečím směsi nebo předmětů, kromě regulovaných látek, kdy jej jejich rozkrytí

<sup>1</sup> Upřesnění jsou uvedena v abecedním seznamu (tabulka B, kapitola 3.2), např.:

NITROXYLENY, KAPALNÉ 6.1 1665

NITROXYLENY, TUHÉ 6.1 3447

<sup>2</sup> K definici teploty autoakcelerační polymerace (SAPT) viz 1.2.1.

zakázáno vnitrostátním předpisem nebo mezinárodní smlouvou. Je-li kus, který směs obsahuje, opatřen značka nebezpečí, která označuje vedlejší nebezpečí, musí být jedním z obou v závorkách uvedených technických názvů název komponentu, který vyžaduje použití značky nebezpečí pro vedlejší nebezpečí.

**POZNÁMKA:** Viz 5.4.1.2.2.

- 3.1.2.8.1.3 Následující příklady ukazují, jakým způsobem se u J.N. položek doplňují oficiální pojmenování pro přepravu technickým názvem věci:

UN 2902 PESTICID KAPALNÝ, TOXICKÝ, J.N. (drazoxolon).

UN 3394 LÁTKA ORGANOKOVOVÁ, KAPALNÁ, PYROFORNÍ, REAGUJÍCÍ S VODOU (trimethylgalium).

UN 3540 PŘEDMĚTY OBSAHUJÍCÍ HOŘLAVOU KAPALINU, J.N. (pyrolidin).

- 3.1.2.8.1.4 Následující příklady ukazují, jakým způsobem se pro přepravu v tankových lodích doplňují u J.N. položek oficiální pojmenování pro přepravu údaji tenze par nebo bodu varu:

UN 1268 DESTILÁRTY ROPNÉ, J.N. (NAPHTHA). 110 kPa < pv50 ≤ 150 kPa;

UN 1993 LÁTKA HOŘLAVÁ, KAPALNÁ, J.N. S VÍCE NEŽ 10 % BENZENU, 60 °C, < POČÁTEČNÍ BOD VARU ≤ 85 °C, (obsahující ACETON).

### 3.1.3 Roztoky nebo směsi

**POZNÁMKA:** Je-li látka zvlášť jmenovitě uvedena v tabulce A kapitoly 3.2, musí být při přepravě identifikována oficiálním pojmenováním pro přepravu uvedeným ve sloupci (2) tabulky A kapitoly 3.2. Taková látka smí obsahovat technické nečistoty (například takové, které pocházejí z výrobního procesu) nebo přísady pro stabilizaci nebo jiné účely, které neovlivňují její klasifikaci. Avšak látka jmenovitě uvedená, která obsahuje technické nečistoty nebo přísady pro stabilizaci nebo jiné účely ovlivňující její klasifikaci, musí být považována za roztok nebo směs (viz 2.1.3.3).

- 3.1.3.1 Roztok nebo směs nepodléhá ADN, jestliže charakteristiky, vlastnosti, forma nebo fyzikální stav roztoku nebo směsi jsou takové, že nesplňuje kritéria, včetně kritérií lidské zkušenosti, pro zařazení do některé třídy.

- 3.1.3.2 Roztok nebo směs splňující klasifikační kritéria ADN složená z jedné převažující látky, jmenovitě uvedené v tabulce A kapitoly 3.2, a z jedné nebo více látek nepodléhající(ch) ADN, a/nebo stopových množství jedné nebo více látek jmenovitě uvedených v tabulce A kapitoly 3.2, musí být přiřazeny k UN číslu a oficiálnímu pojmenování pro přepravu převažující látky, jmenovitě uvedené v tabulce A kapitoly 3.2, ledaže:

- (a) roztok nebo směs je jmenovitě uveden(a) v tabulce A kapitoly 3.2;
- (b) pojmenování a popis látky jmenovitě uvedené v tabulce A kapitoly 3.2 výslovně vyjadřují, že se vztahují jen na čistou látku;
- (c) třída, klasifikační kód, obalová skupina nebo fyzikální stav tohoto roztoku nebo směsi jsou odlišné od třídy, klasifikačního kódu, obalové skupiny nebo fyzikálního stavu látky jmenovitě uvedené v tabulce A kapitoly 3.2; nebo
- (d) charakteristiky nebezpečnosti a vlastnosti roztoku nebo směsi vyžadují opatření v případě nehody nebo nouzové situace, která jsou odlišná od opatření vyžadovaných pro látku jmenovitě uvedenou v tabulce A kapitoly 3.2.

Upřesňující slova jako „ROZTOK“ nebo „SMĚS“, jak je to náležité, musí být doplněna jako součást oficiálního pojmenování pro přepravu, například „ACETON, ROZTOK“. Kromě toho smí být uvedena za základním popisem směsi nebo roztoku také jejich koncentrace, například „ACETON, 75 % ROZTOK“.

- 3.1.3.3 Roztok nebo směs splňující klasifikační kritéria ADN, který (která) není jmenovitě uveden(a) v tabulce A kapitoly 3.2 a který (která) je složen(a) z jedné nebo více nebezpečných látek, musí být přiřazen(a) k položce, která má oficiální pojmenování pro přepravu, popis, třídu, klasifikační kód a obalovou skupinu, které nejpřesněji popisují roztok nebo směs.

## KAPITOLA 3.2

## SEZNAM NEBEZPEČNÝCH VĚCÍ

## 3.2.1 Tabulka A: Seznam nebezpečných věcí v číselném pořadí

Vysvětlivky k tabulce A:

Každý řádek v tabulce A se týká zpravidla látky (látek) nebo předmětu (předmětů), které jsou zahrnuty pod určité UN číslo nebo identifikační číslo. Jestliže však látky nebo předměty, které náleží ke stejnému UN číslu nebo identifikačním číslu, mají rozdílné chemické nebo fyzikální vlastnosti a/nebo přepravní podmínky, může být pro toto UN číslo nebo identifikační číslo použito více po sobě jdoucích řádků.

Každý ze sloupců tabulky A je věnován určitému tématu, jak je uvedeno v následujících vysvětlujících poznámkách. Průsečík sloupců a řádků (buňka) obsahuje informace týkající se tématu, o kterém se v tomto sloupci pojednává, pro látku(y) nebo předmět(y) tohoto řádku:

- první čtyři buňky identifikují látku(y) nebo předmět(y) patřící k tomuto řádku (dodatečné informace v tomto ohledu mohou být uvedeny ve zvláštních ustanoveních sloupce (6));
- následující buňky udávají platná zvláštní ustanovení, buď ve formě úplné informace, nebo ve formě kódu. Kódy odkazují na detailní informace, které je možno nalézt pod čísly uvedenými v následujících vysvětlujících poznámkách. Prázdná buňka znamená, buď že není žádné zvláštní ustanovení a že platí pouze všeobecná ustanovení, anebo že platí omezení přepravy uvedené v platných vysvětlujících poznámkách. Je-li v této tabulce použit alfanumerický kód začínající písmeny „ZU“ označuje zvláštní ustanovení kapitoly 3.3.

Jednotlivé buňky neobsahují odvolávky na platná všeobecná ustanovení.

Vysvětlující poznámky pro každý sloupec:

Sloupec (1) „UN číslo/identifikační číslo“

Tento sloupec obsahuje UN číslo nebo identifikační číslo:

- nebezpečné látky nebo předměty, jestliže této látce nebo předmětu bylo přiděleno vlastní specifické UN číslo nebo identifikační číslo, nebo
- druhové položky nebo j.n. položky, k níž musí být přiřazeny jmenovitě neuvedené nebezpečné látky nebo předměty podle kritérií („rozhodovacích stromů“) části 2.

Sloupec (2) „Pojmenování a popis“

Tento sloupec obsahuje pojmenování látky nebo předmětu, napsané velkými písmeny, pokud této látce nebo předmětu bylo přiděleno vlastní specifické UN číslo nebo identifikační číslo, nebo pojmenování druhové položky nebo j.n. položky, ke které byly nebezpečné látky nebo předměty přiřazeny podle kritérií („rozhodovacích stromů“) části 2. Toto pojmenování musí být použito jako oficiální pojmenování pro přepravu, popřípadě jako část oficiálního pojmenování pro přepravu (pro další podrobnosti k oficiálnímu pojmenování pro přepravu viz 3.1.2).

Za oficiálním pojmenováním pro přepravu je malými písmeny připojen popisný text k upřesnění rozsahu platnosti položky, pokud mohou být klasifikace a/nebo přepravní podmínky látky nebo předmětu za určitých okolností rozdílné.

Sloupec (3a) „Třída“

Tento sloupec obsahuje číslo třídy, pod jejíž název spadá nebezpečná látka nebo předmět. Toto číslo třídy se přiřazuje podle postupů a kritérií části 2.

## Sloupec (3b) „Klasifikační kód“

Tento sloupec obsahuje klasifikační kód nebezpečné látky nebo předmětu.

- Pro nebezpečné látky nebo předměty třídy 1 sestává kód z čísla podtřídy a písmena skupiny snášenlivosti, které jsou přiřazeny podle postupů a kritérií uvedených v 2.2.1.1.4.
- Pro nebezpečné látky nebo předměty třídy 2 sestává kód z číslice a písmena nebo písmen pro skupinu nebezpečných vlastností, které jsou vysvětleny v 2.2.2.1.2 a 2.2.2.1.3.
- Pro nebezpečné látky nebo předměty tříd 3, 4.1, 4.2, 4.3, 5.1, 5.2, 6.1, 6.2 a 9 jsou kódy vysvětleny v 2.2.x.1.2<sup>1)</sup>.
- Pro nebezpečné věci nebo předměty třídy 8 jsou kódy vysvětleny v 2.2.8.1.4.1;
- Nebezpečné látky nebo předměty třídy 7 nemají klasifikační kód.

## Sloupec (4) „Obalová skupina“

Tento sloupec obsahuje číslo(a) obalové skupiny (I, II nebo III), která je k nebezpečné látce přiřazena. Tato čísla obalových skupin jsou přiřazena na základě postupů a kritérií uvedených v části 2. Některým předmětům a látkám není přiřazena žádná obalová skupina.

## Sloupec (5) „Bezpečnostní značky“

Tento sloupec obsahuje číslo vzoru bezpečnostních značek/ velkých bezpečnostních značek (viz 5.2.2.2 a 5.3.1.1.7), které se musí umístit na kusy, kontejnery, cisternové kontejnery, přemístitelné cisterny, MEGC, vozidla a železniční vozy. Avšak:

- pro látky nebo předměty třídy 7 znamená "7X" vzor bezpečnostní značky č. 7A, 7B, popř. 7C v závislosti na kategorii (viz 5.1.5.3.4 a 5.2.2.1.11.1) nebo velkou bezpečnostní značku č. 7D (viz 5.3.1.1.3 a 5.3.1.1.7.2).

Všeobecná ustanovení pro umístění bezpečnostních značek a velkých bezpečnostních značek (např. počet bezpečnostních značek nebo jejich umístění) jsou obsažena pro kusy v pododdílu 5.2.2.1 a pro kontejnery, cisternové kontejnery, MEGC, přemístitelné cisterny, vozidla a železniční vozy v oddílu 5.3.1.

**POZNÁMKA:** Výše uvedená ustanovení o označování bezpečnostními značkami nebo velkými bezpečnostními značkami mohou být pozměněna zvláštními ustanoveními uvedenými ve sloupci (6).

## Sloupec (6) „Zvláštní ustanovení“

Tento sloupec obsahuje číselné kódy zvláštních ustanovení, která je nutno dodržet. Tato ustanovení postihují široký okruh témat, která souvisejí hlavně s obsahem sloupců (1) až (5) (např. zákazy přepravy, vynětí z platnosti některých požadavků, vysvětlivky ke klasifikaci určitých forem dotyčných nebezpečných věcí, jakož i dodatečná ustanovení pro označování nápisy a bezpečnostními značkami), a jsou uvedena v kapitole 3.3 v číselném pořadí. Je-li sloupec (6) prázdný, neplatí pro dotyčné nebezpečné věci ve vztahu k obsahu sloupců (1) až (5) žádné zvláštní ustanovení. Zvláštní ustanovení specifická pro vnitrozemskou plavbu začínají od 800.

<sup>1)</sup> X = číslo třídy nebezpečné látky nebo předmětu, popřípadě bez tečky.

Sloupec (7a)	„Omezená množství“
Sloupec (7b)	<p>Tento sloupec obsahuje nejvyšší množství na vnitřní obal nebo předmět pro přepravu nebezpečných věcí v omezených množstvích podle kapitoly 3.4.</p> <p>„Vyňatá množství“</p> <p>Tento sloupec obsahuje alfanumerický kód s následujícím významem:</p> <ul style="list-style-type: none"><li>- „E0“ znamená, že pro nebezpečné věci zabalené ve vyňatých množstvích neplatí žádné vynětí z platnosti ustanovení ADN;</li><li>- všechny ostatní alfanumerické kódy začínající písmenem „E“ znamenají, že ustanovení ADN neplatí, pokud jsou splněny podmínky uvedené v kapitole 3.5</li></ul>
Sloupec (8)	<p>„Přeprava schválena“</p> <p>Tento sloupec obsahuje alfabtické kódy týkající se dovolené formy přepravy vnitrozemskými plavidly.</p> <p>Je-li sloupec (8) prázdný, látka nebo předmět smějí být přepravovány jen v kusech.</p> <p>Obsahuje-li sloupec (8) kód „B“, přeprava je povolena v kusech nebo ve volně loženém stavu (viz 7.1.1.11).</p> <p>Obsahuje-li sloupec (8) kód „T“, přeprava je povolena v kusech a tankovými plavidly. V případě přepravy tankovými plavidly platí požadavky tabulky C (viz 7.2.1.21).</p>
Sloupec (9)	<p>„Požadovaná výbava“</p> <p>Tento sloupec obsahuje alfanumerické kódy pro výbavu požadovanou pro přepravu nebezpečných věcí nebo předmětů (viz 8.1.5).</p>
Sloupec (10)	<p>„Větrání“</p> <p>Tento sloupec obsahuje alfanumerické kódy zvláštních požadavků na větrání platných pro přepravu s tímto významem:</p> <ul style="list-style-type: none"><li>- alfanumerické kódy začínající písmeny „VE“ znamenají, že se na přepravu vztahují zvláštní dodatečné podmínky. Tyto se nacházejí v 7.1.6.12 a stanoví zvláštní požadavky.</li></ul>
Sloupec (11)	<p>„Ustanovení pro nakládku, vykládku a přepravu“</p> <p>Tento sloupec obsahuje alfanumerické kódy zvláštních požadavků platných pro přepravu s tímto významem:</p> <ul style="list-style-type: none"><li>- alfanumerické kódy začínající písmeny „CO“, „ST“ a „RA“ znamenají, že se zvláštní dodatečné podmínky vztahují na přepravu ve volně loženém stavu. Tyto se nacházejí v 7.1.6.11 a stanoví zvláštní požadavky.</li><li>- alfanumerické kódy začínající písmeny „LO“ znamenají, že platí zvláštní dodatečné podmínky před nakládkou. Tyto se nacházejí v 7.1.6.13 a stanoví zvláštní požadavky.</li><li>- alfanumerické kódy začínající písmeny „HA“ znamenají, že platí zvláštní dodatečné podmínky pro manipulaci a ukládání nákladu. Tyto se nacházejí v 7.1.6.14 a stanoví zvláštní požadavky.</li><li>- alfanumerické kódy začínající písmeny „IN“ znamenají, že platí zvláštní dodatečné podmínky pro inspekci nákladových prostorů během přepravy nákladu. Tyto se nacházejí v 7.1.6.16 a stanoví zvláštní požadavky.</li></ul>

Sloupec (12) „Počet modrých kuželů/světél“

Tento sloupec obsahuje počet kuželů/světél, které by měly tvořit označení plavidla během přepravy této nebezpečné látky nebo předmětu (viz 7.1.5).

Sloupec (13) „Dodatečné požadavky/Poznámky“

Tento sloupec obsahuje dodatečné požadavky nebo poznámky týkající se přepravy této nebezpečné látky nebo předmětu.

(1)	(2)	(3)		(4)	(5)	(6)	(7a)	(7b)	(8)	(9)	(10)	(11)	(12)	(13)
	3.1.2	2.2	2.2	2.1.1.3	5.2.2	3.3	3.4 / 3.5.1.2	3.2.1	8.1.5	7.1.6	7.1.6	7.1.6	7.1.5	3.2.1
Číslo UN / číslo látky	Pojmenování a popis	Třída	Klasifikační kód	Obalová skupina	Bezpečnostní značka	Zvláštní ustanovení	Omezená a vyňatá množství	Přeprava schválená	Požadovaná výbava	Větrání	Opatření během naložky / vykládky / přepravy	Počet kuželů / světel	Dodatečné požadavky / poznámky	
0004	PIKRÁT AMONNÝ, suchý nebo vlhčený méně než 10 % hm. vody	1	1.1D		1		0	E0	PP		LO01, HA01, HA02, HA03	3		
0005	NÁBOJE PRO ZBRANĚ, s trhací náplní	1	1.1F		1		0	E0	PP		LO01, HA01, HA02, HA03	3		
0006	NÁBOJE PRO ZBRANĚ, s trhací náplní	1	1.1E		1		0	E0	PP		LO01, HA01, HA02, HA03	3		
0007	NÁBOJE PRO ZBRANĚ, s trhací náplní	1	1.2F		1		0	E0	PP		LO01, HA01, HA02, HA03	3		
0009	MUNICE, ZÁPALNÁ, s nebo bez trhavé náložky, výmetné nebo hnací náplně	1	1.2G		1		0	E0	PP		LO01, HA01, HA03	3		
0010	MUNICE, ZÁPALNÁ, s nebo bez trhavé náložky, výmetné nebo hnací náplně	1	1.3G		1		0	E0	PP		LO01, HA01, HA03	3		
0012	NÁBOJE PRO ZBRANĚ S INERTNÍ STŘELOU nebo NÁBOJE, MALORÁŽOVÉ	1	1.4S		1.4	364	5 kg	E0	PP		LO01, HA01, HA03	0		
0014	NÁBOJE PRO ZBRANĚ, CVIČNÉ nebo NÁBOJE, MALORÁŽOVÉ, CVIČNÉ nebo NÁBOJE PRO NÁSTROJE, CVIČNÉ	1	1.4S		1.4	364	5 kg	E0	PP		LO01, HA01, HA03	0		
0015	MUNICE, DÝMOVÁ, s nebo bez trhavé náložky, výmetné nebo hnací náplně	1	1.2G		1		0	E0	PP		LO01, HA01, HA03	3		
0015	MUNICE, DÝMOVÁ, s nebo bez trhavé náložky, výmetné nebo hnací náplně, obsahující žíravé látky	1	1.2G		1+8		0	E0	PP		LO01, HA01, HA03	3		
0015	MUNICE, DÝMOVÁ, s nebo bez trhavé náložky, výmetné nebo hnací náplně, obsahující inhalace toxické látky	1	1.2G		1+6.1		0	E0	PP		LO01, HA01, HA03	3		
0016	MUNICE, DÝMOVÁ, s nebo bez trhavé náložky, výmetné nebo hnací náplně	1	1.3G		1		0	E0	PP		LO01, HA01, HA03	3		
0016	MUNICE, DÝMOVÁ, s nebo bez trhavé náložky, výmetné nebo hnací náplně, obsahující žíravé látky	1	1.3G		1+8		0	E0	PP		LO01, HA01, HA03	3		
0016	MUNICE, DÝMOVÁ, s nebo bez trhavé náložky, výmetné nebo hnací náplně, obsahující inhalace toxické látky	1	1.3G		1+6.1		0	E0	PP		LO01, HA01, HA03	3		

(1)	(2)	(3)	(4)	(5)	(6)	(7a)	(7b)	(8)	(9)	(10)	(11)	(12)	(13)
Číslo UN / číslo látky	Pojmenování a popis 3.1.2	Třída 2.2	Klasifikační kód 2.2	Obalová skupina 2.1.1.3	Bezpečnostní značka 5.2.2	Zvláštní ustanovení 3.3	Omezená a vyňatá množství 3.4 / 3.5.1.2	Přeprava schválená 3.2.1	Požadovaná výbava 8.1.5	Větrání 7.1.6	Opatření během naložky / vykládky / přepravy 7.1.6	Počet kuželů / světel 7.1.5	Dodatečné požadavky / poznámky 3.2.1
0018	MUNICE, SLZOTVORNÁ, s trhavou náložkou, výmetnou nebo hnací náplní	1	1.2G		1+6.1+8	802	0	E0	PP		LO01, HA01, HA03	3	
0019	MUNICE, SLZOTVORNÁ, s trhavou náložkou, výmetnou nebo hnací náplní	1	1.3G		1+6.1+8	802	0	E0	PP		LO01, HA01, HA03	3	
0020	MUNICE, TOXICKÁ, s trhavou náložkou, výmetnou nebo hnací náplní	1	1.2K										
0021	MUNICE, TOXICKÁ, s trhavou náložkou, výmetnou nebo hnací náplní	1	1.3K										
0027	PRACH ČERNÝ, zrnitý nebo moučkový	1	1.1D		1		0	E0	PP		LO01, HA01, HA02, HA03	3	
0028	PRACH ČERNÝ, LISOVANÝ nebo PRACH ČERNÝ, V PELETÁCH	1	1.1D		1		0	E0	PP		LO01, HA01, HA02, HA03	3	
0029	ROZBUŠKY, NEELEKTRICKÉ, pro trhací práce	1	1.1B		1		0	E0	PP		LO01, HA01, HA02, HA03	3	
0030	ROZBUŠKY, ELEKTRICKÉ, pro trhací práce	1	1.1B		1		0	E0	PP		LO01, HA01, HA02, HA03	3	
0033	PUMY, s trhací náplní	1	1.1F		1		0	E0	PP		LO01, HA01, HA02, HA03	3	
0034	PUMY, s trhací náplní	1	1.1D		1		0	E0	PP		LO01, HA01, HA02, HA03	3	
0035	PUMY, s trhací náplní	1	1.2D		1		0	E0	PP		LO01, HA01, HA03	3	
0037	PUMY, ZÁBLESKOVÉ	1	1.1F		1		0	E0	PP		LO01, HA01, HA02, HA03	3	
0038	PUMY, ZÁBLESKOVÉ	1	1.1D		1		0	E0	PP		LO01, HA01, HA02, HA03	3	
0039	PUMY, ZÁBLESKOVÉ	1	1.2G		1		0	E0	PP		LO01, HA01, HA03	3	
0042	NÁLOŽE, POČÍNOVÉ, bez rozbušky	1	1.1D		1		0	E0	PP		LO01, HA01, HA02, HA03	3	
0043	TRHAVÉ NÁLOŽKY, výbušné	1	1.1D		1		0	E0	PP		LO01, HA01, HA02, HA03	3	



(1)	(2)	(3)		(4)	(5)	(6)	(7a)	(7b)	(8)	(9)	(10)	(11)	(12)	(13)
Číslo UN / číslo látky	Pojmenování a popis 3.1.2	2.2	Klasifikační kód	2.1.1.3	5.2.2	3.3	3.4 / 3.5.1.2	Omezená a vyňatá množství	3.2.1	8.1.5	7.1.6	7.1.6	7.1.5	3.2.1
Třída				Obalová skupina	Bezpečnostní značka	Zvláštní ustanovení			Přeprava schválená	Požadovaná výbava	Větrání	Opatření během naložky / vykládky / přepravy	Počet kuželů / světel	Dodatečné požadavky / poznámky
0044	ZÁPALKY, KALIŠKOVÉ	1	1.4S		1.4		0	E0		PP		LO01, HA01, HA03	0	
0048	NÁLOŽE, DESTRUKČNÍ	1	1.1D		1		0	E0		PP		LO01, HA01, HA02, HA03	3	
0049	NÁBOJE, ZÁBLESKOVÉ	1	1.1G		1		0	E0		PP		LO01, HA01, HA02, HA03	3	
0050	NÁBOJE, ZÁBLESKOVÉ	1	1.3G		1		0	E0		PP		LO01, HA01, HA03	3	
0054	NÁBOJE, SIGNÁLNÍ	1	1.3G		1		0	E0		PP		LO01, HA01, HA03	3	
0055	NÁBOJNICE, PRÁZDNÉ, SE ZÁPALKOU	1	1.4S		1.4	364	5 kg	E0		PP		LO01, HA01, HA03	0	
0056	NÁLOŽE, HLUBINNÉ	1	1.1D		1		0	E0		PP		LO01, HA01, HA02, HA03	3	
0059	NÁLOŽE, KUMULATIVNÍ, bez rozbušky	1	1.1D		1		0	E0		PP		LO01, HA01, HA02, HA03	3	
0060	NÁLOŽE, PŘÍDAVNÉ, VÝBUŠNÉ	1	1.1D		1		0	E0		PP		LO01, HA01, HA02, HA03	3	
0065	BLESKOVICE, ohebná	1	1.1D		1		0	E0		PP		LO01, HA01, HA02, HA03	3	
0066	ZÁPALNICE	1	1.4G		1.4		0	E0		PP		LO01, HA01, HA03	1	
0070	ŘEZAČKY KABELŮ, VÝBUŠNÉ	1	1.4S		1.4		0	E0		PP		LO01, HA01, HA03	0	
0072	CYKLOTRIMETHYLENTRINITRAMIN (CYKLONIT; HEXOGEN; RDX), VYLHČENÝ nejméně 15 % hm. vody	1	1.1D		1	266	0	E0		PP		LO01, HA01, HA02, HA03	3	
0073	ROZBUŠKY PRO MUNICI	1	1.1B		1		0	E0		PP		LO01, HA01, HA02, HA03	3	
0074	DIAZONITROFENOL, VYLHČENÝ nejméně 40 % hm. vody nebo směsí alkoholu s vodou	1	1.1A		1	266	0	E0		PP		LO01, HA01, HA02, HA03	3	

(1)	(2)	(3)	(4)	(5)	(6)	(7a)	(7b)	(8)	(9)	(10)	(11)	(12)	(13)
Číslo UN / číslo látky	Pojmenování a popis 3.1.2	Třída 2.2	Klasifikační kód 2.2	Obalová skupina 2.1.1.3	Bezpečnostní značka 5.2.2	Zvláštní ustanovení 3.3	Omezená a vyňatá množství 3.4 / 3.5.1.2	Přeprava schválená 3.2.1	Požadovaná výbava 8.1.5	Větrání 7.1.6	Opatření během nakládky / vykládky / přepravy 7.1.6	Počet kuželů / světel 7.1.5	Dodatečné požadavky / poznámky 3.2.1
0075	DIETHYLENGLYKOLDINITRÁT, ZNECITLIVĚNÝ nejméně 25 % hm. netěkavého, ve vodě nerozpustného flegmatizačního prostředku	1	1.1D		1	266	0	E0	PP		LO01, HA01, HA02, HA03	3	
0076	DINITROFENOL, suchý nebo vlhčený méně než 15 % hm. vody	1	1.1D		1+6.1	802	0	E0	PP		LO01, HA01, HA02, HA03	3	
0077	DINITROFENOLÁTY alkalicích kovů, suché nebo vlhčené méně než 15 % hm.	1	1.3C		1+6.1	802	0	E0	PP		LO01, HA01, HA03	3	
0078	DINITRORESORCIN, suchý nebo vlhčený méně než 15 % hm. vody	1	1.1D		1		0	E0	PP		LO01, HA01, HA02, HA03	3	
0079	HEXANITRODIFENYLAMIN (DIPIKRYLAMIN; HEXYL)	1	1.1D		1		0	E0	PP		LO01, HA01, HA02, HA03	3	
0081	TRHAVINA, TYP A	1	1.1D		1	616 617	0	E0	PP		LO01, HA01, HA02, HA03	3	
0082	TRHAVINA, TYP B	1	1.1D		1	617	0	E0	PP		LO01, HA01, HA02, HA03	3	
0083	TRHAVINA, TYP C	1	1.1D		1	267 617	0	E0	PP		LO01, HA01, HA02, HA03	3	
0084	TRHAVINA, TYP D	1	1.1D		1	617	0	E0	PP		LO01, HA01, HA02, HA03	3	
0092	SVĚTLICE, POZEMNÍ	1	1.3G		1		0	E0	PP		LO01, HA01, HA03	3	
0093	SVĚTLICE, LETECKÉ	1	1.3G		1		0	E0	PP		LO01, HA01, HA03	3	
0094	SLOŽ PYROTECHNICKÁ, ZABLESKOVÁ	1	1.1G		1		0	E0	PP		LO01, HA01, HA02, HA03	3	
0099	ROZRUŠOVACÍ ZAŘÍZENÍ, VÝBUŠNÁ, pro ropné vrty, bez rozbušky	1	1.1D		1		0	E0	PP		LO01, HA01, HA02, HA03	3	
0101	STOPINA	1	1.3G		1		0	E0	PP		LO01, HA01, HA03	3	
0102	BLESKOVICE, s kovovým pláštěm	1	1.2D		1		0	E0	PP		LO01, HA01, HA03	3	

(1)	(2)	(3)	2.2	(4)	(5)	(6)	(7a)	(7b)	(8)	(9)	(10)	(11)	(12)	(13)
	3.1.2	2.2	2.2	2.1.1.3	5.2.2	3.3	3.4 / 3.5.1.2	3.2.1	8.1.5	7.1.6	7.1.6	7.1.6	7.1.5	3.2.1
Číslo UN / číslo látky	Pojmenování a popis	Třída	Klasifikační kód	Obalová skupina	Bezpečnostní značka	Zvláštní ustanovení	Omezená a vyňatá množství	Přeprava schválená	Požadovaná výbava	Větrání	Opatření během naložky / vykládky / přepravy	Počet kuželů / světel	Dodatečné požadavky / poznámky	
0103	ZÁPALNICE, trubičková, s kovovým pláštěm	1	1.4G		1.4		0	E0	PP		LO01, HA01, HA03	1		
0104	BLESKOVICE, S MALÝM ÚČINKEM, s kovovým pláštěm	1	1.4D		1.4		0	E0	PP		LO01, HA01, HA03	1		
0105	ZÁPALNICE; BEZPEČNOSTNÍ	1	1.4S		1.4		0	E0	PP		LO01, HA01, HA03	0		
0106	ZAPALOVAČE, DETONAČNÍ	1	1.1B		1		0	E0	PP		LO01, HA01, HA02, HA03	3		
0107	ZAPALOVAČE, DETONAČNÍ	1	1.2B		1		0	E0	PP		LO01, HA01, HA02, HA03	3		
0110	GRANÁTY, CVIČNÉ, ruční nebo puškové	1	1.4S		1.4		0	E0	PP		LO01, HA01, HA03	0		
0113	GUANYLNITROSOAMINO GUANYLID-HYDRAZIN, VHLČENÝ nejméně 30 % hm. vody	1	1.1A		1	266	0	E0	PP		LO01, HA01, HA02, HA03	3		
0114	GUANYL-4-NITROSO-AMINO GUANYL (TETRAZEN), VHLČENÝ nejméně 30 % hm. vody nebo směsí alkoholu s vodou	1	1.1A		1	266	0	E0	PP		LO01, HA01, HA02, HA03	3		
0118	HEXOLIT (HEXOTOL), suchý nebo vhlčený méně než 15 % hm. vody	1	1.1D		1		0	E0	PP		LO01, HA01, HA02, HA03	3		
0121	ZÁŽHOVAČE	1	1.1G		1		0	E0	PP		LO01, HA01, HA02, HA03	3		
0124	NALOŽE; KUMULATIVNÍ, PERFORAČNÍ, pro ropné vrty, bez rozbušky	1	1.1D		1		0	E0	PP		LO01, HA01, HA02, HA03	3		
0129	AZID OLOVNATÝ, VHLČENÝ nejméně 20 % hm. vody nebo směsí alkoholu s vodou	1	1.1A		1	266	0	E0	PP		LO01, HA01, HA02, HA03	3		
0130	TRINITRORESORCINÁT OLOVNATÝ, VHLČENÝ nejméně 20 % hm. vody nebo směsí alkoholu s vodou	1	1.1A		1	266	0	E0	PP		LO01, HA01, HA02, HA03	3		
0131	ZÁŽHOVAČE ZAPALNÍK	1	1.4S		1.4		0	E0	PP		LO01, HA01, HA03	0		
0132	DEFLAGRUJÍCÍ KOVOVÉ SOLI AROMATICKÝCH NITROSLOUČENIN, J.N.	1	1.3C		1	274	0	E0	PP		LO01, HA01, HA03	3		

(1)	(2)	(3)		(4)	(5)	(6)	(7a)	(7b)	(8)	(9)	(10)	(11)	(12)	(13)
Číslo UN / číslo látky	Pojmenování a popis 3.1.2	2.2	Klasifikační kód	2.1.1.3	5.2.2	3.3	3.4 / 3.5.1.2	Omezená a vyňatá množství	3.2.1	Požadovaná výbava	7.1.6	Opatření během naložky / vykládky / přepravy	7.1.5	Dodatečné požadavky / poznámky
0133	MANNITHEXANITRÁT (NITROMANNIT), VHLČENÝ nejméně 40 % hm. vody nebo směsí alkoholu s vodou	1	1.1D		1	266	0	E0		PP		LO01, HA01, HA02, HA03	3	
0135	FULMINÁT RTUŤNATÝ, VHLČENÝ nejméně 20 % hm. vody nebo směsí alkoholu s vodou	1	1.1A		1	266	0	E0		PP		LO01, HA01, HA02, HA03	3	
0136	MINY, s trhací náplní	1	1.1F		1		0	E0		PP		LO01, HA01, HA02, HA03	3	
0137	MINY, s trhací náplní	1	1.1D		1		0	E0		PP		LO01, HA01, HA02, HA03	3	
0138	MINY, s trhací náplní	1	1.2D		1		0	E0		PP		LO01, HA01, HA03	3	
0143	NITROGLYCERIN, ZNECITLIVĚNÝ nejméně 40 % hm. netěkavého, ve vodě nerozpustného flegmatizačního prostředku	1	1.1D		1+6.1	266 271 802	0	E0		PP		LO01, HA01, HA02, HA03	3	
0144	NITROGLYCERIN, ROZTOK V ALKOHOLU, s více než 1 %, ale nejvíce 10 % nitroglycerinu	1	1.1D		1	358	0	E0		PP		LO01, HA01, HA02, HA03	3	
0146	NITROŠKROB, suchý nebo vhlčený méně než 20 % hm. vody	1	1.1D		1		0	E0		PP		LO01, HA01, HA02, HA03	3	
0147	NITROMOČOVINA	1	1.1D		1		0	E0		PP		LO01, HA01, HA02, HA03	3	
0150	PENTAERYTHRITETRANITRÁT (PENTAERYTHRITOL TETRANITRÁT; PETN), VHLČENÝ nejméně 25 % hm. vody, nebo ZNECITLIVĚNÝ nejméně 15 % hm. flegmatizačního prostředku	1	1.1D		1	266	0	E0		PP		LO01, HA01, HA02, HA03	3	
0151	PENTOLIT, suchý nebo vhlčený méně než 15 % hm. vody	1	1.1D		1		0	E0		PP		LO01, HA01, HA02, HA03	3	
0153	TRINITROANILIN (PIKRAMID)	1	1.1D		1		0	E0		PP		LO01, HA01, HA02, HA03	3	
0154	TRINITROFENOL (KYSSELINA PIKROVÁ), suchý nebo vhlčený méně než 30 % hm.	1	1.1D		1		0	E0		PP		LO01, HA01, HA02, HA03	3	

(1)	(2)	(3)	(4)	(5)	(6)	(7a)	(7b)	(8)	(9)	(10)	(11)	(12)	(13)
	3.1.2	2.2	2.1.1.3	5.2.2	3.3	3.4 / 3.5.1.2		3.2.1	8.1.5	7.1.6	7.1.6	7.1.5	3.2.1
Číslo UN / číslo látky	Pojmenování a popis	Třída	Klasifikační kód	Obalová skupina	Bezpečnostní značka	Zvláštní ustanovení	Omezená a vyňatá množství	Přeprava schválená	Požadovaná výbava	Větrání	Opatření během nakládky / vykládky / přepravy	Počet kuželů / světel	Dodatečné požadavky / poznámky
0155	TRINITROCHLORBENZEN (PIKRYLCHLORID)	1	1.1D	1			0	E0	PP		LO01, HA01, HA02, HA03	3	
0159	PRACHOVINA SUROVÁ, VLNĚNÁ nejméně 25 % hm. vody	1	1.3C	1	266		0	E0	PP		LO01, HA01, HA03	3	
0160	PRACH BEZDÝMNÝ	1	1.1C	1			0	E0	PP		LO01, HA01, HA02, HA03	3	
0161	PRACH BEZDÝMNÝ	1	1.3C	1			0	E0	PP		LO01, HA01, HA03	3	
0167	STŘELY, s trhací náplní	1	1.1F	1			0	E0	PP		LO01, HA01, HA02, HA03	3	
0168	STŘELY, s trhací náplní	1	1.1D	1			0	E0	PP		LO01, HA01, HA02, HA03	3	
0169	STŘELY, s trhací náplní	1	1.2D	1			0	E0	PP		LO01, HA01, HA03	3	
0171	MUNICE, OSVĚTLOVACÍ, s nebo bez trhavé náložky, výmetné nebo hnací náplně	1	1.2G	1			0	E0	PP		LO01, HA01, HA03	3	
0173	ZARÍZENÍ UVOLŇOVACÍ, VÝBUŠNÁ	1	1.4S	1.4			0	E0	PP		LO01, HA01, HA03	0	
0174	NÝTY, VÝBUŠNÉ	1	1.4S	1.4			0	E0	PP		LO01, HA01, HA03	0	
0180	RAKETY, s trhací náplní	1	1.1F	1			0	E0	PP		LO01, HA01, HA02, HA03	3	
0181	RAKETY, s trhací náplní	1	1.1E	1			0	E0	PP		LO01, HA01, HA02, HA03	3	
0182	RAKETY, s trhací náplní	1	1.2E	1			0	E0	PP		LO01, HA01, HA03	3	
0183	RAKETY, s inertní hlavicí	1	1.3C	1			0	E0	PP		LO01, HA01, HA03	3	
0186	RAKETOVÉ MOTORY	1	1.3C	1			0	E0	PP		LO01, HA01, HA03	3	
0190	VZORKY, VÝBUŠNÉ, kromě třaskavin	1				16 274	0	E0	PP		LO01, HA01, HA02, HA03	3	

(1)	(2)	(3)		(4)	(5)	(6)	(7a)	(7b)	(8)	(9)	(10)	(11)	(12)	(13)
Číslo UN / číslo látky	Pojmenování a popis 3.1.2	2.2	Klasifikační kód	2.1.1.3	5.2.2	3.3	3.4 / 3.5.1.2	Omezená a vyňatá množství	3.2.1	8.1.5	7.1.6	7.1.6	7.1.5	3.2.1
Třída				Obalová skupina	Bezpečnostní značka	Zvláštní ustanovení			Přeprava schválená	Požadovaná výbava	Větrání	Opatření během naložky / vykládky / přepravy	Počet kuželů / světel	Dodatečné požadavky / poznámky
0191	PROSTŘEDKY SIGNALNÍ, RUČNÍ	1	1.4G		1.4		0	E0		PP		LO01, HA01, HA03	1	
0192	TRÁSKAVKY, ŽELEZNIČNÍ	1	1.1G		1		0	E0		PP		LO01, HA01, HA02, HA03	3	
0193	TRÁSKAVKY, ŽELEZNIČNÍ	1	1.4S		1.4		0	E0		PP		LO01, HA01, HA03	0	
0194	PROSTŘEDKY SIGNALNÍ, TÍŠŇOVÉ, lodní	1	1.1G		1		0	E0		PP		LO01, HA01, HA02, HA03	3	
0195	PROSTŘEDKY SIGNALNÍ, TÍŠŇOVÉ, lodní	1	1.3G		1		0	E0		PP		LO01, HA01, HA03	3	
0196	PROSTŘEDKY SIGNALNÍ, DÝMOVÉ	1	1.1G		1		0	E0		PP		LO01, HA01, HA02, HA03	3	
0197	PROSTŘEDKY SIGNALNÍ, DÝMOVÉ	1	1.4G		1.4		0	E0		PP		LO01, HA01, HA03	1	
0204	HLOUBKOVÉ SONDY, VÝBUŠNÉ	1	1.2F		1		0	E0		PP		LO01, HA01, HA02, HA03	3	
0207	TETRANITROANILIN	1	1.1D		1		0	E0		PP		LO01, HA01, HA02, HA03	3	
0208	TRINITROFENYLMETHYLNITRAMIN (TETRYL)	1	1.1D		1		0	E0		PP		LO01, HA01, HA02, HA03	3	
0209	TRINITROTOLUEN (TNT), suchý nebo vlhčený méně než 30 % hm. vody	1	1.1D		1		0	E0		PP		LO01, HA01, HA02, HA03	3	
0212	STOPOVKY PRO MUNICE	1	1.3G		1		0	E0		PP		LO01, HA01, HA03	3	
0213	TRINITROANISOL	1	1.1D		1		0	E0		PP		LO01, HA01, HA02, HA03	3	
0214	TRINITROBENZEN, suchý nebo vlhčený méně než 30 % hm. vody	1	1.1D		1		0	E0		PP		LO01, HA01, HA02, HA03	3	
0215	KYSELINA TRINITROBENZOOVÁ, suchá nebo vlhčená méně než 30 % hm. vody	1	1.1D		1		0	E0		PP		LO01, HA01, HA02, HA03	3	
0216	TRINITRO-m-KRESOL	1	1.1D		1		0	E0		PP		LO01, HA01, HA02, HA03	3	

(1)	(2)	(3)		(4)	(5)	(6)	(7a)	(7b)	(8)	(9)	(10)	(11)	(12)	(13)
	3.1.2	2.2		2.1.1.3	5.2.2	3.3	3.4 / 3.5.1.2	3.2.1	8.1.5	7.1.6			7.1.5	3.2.1
Číslo UN / číslo látky	Pojmenování a popis	Třída	Klasifikační kód	Obalová skupina	Bezpečnostní značka	Zvláštní ustanovení	Omezená a vyňatá množství	Přeprava schválená	Požadovaná výbava	Větrání	Opatření během nakládky / vykládky / přepravy	Počet kuželů / světel	Dodatečné požadavky / poznámky	
0217	TRINITRONAFTALEN	1	1.1D		1		0	E0		PP	LO01, HA01, HA02, HA03	3		
0218	TRINITROFENETOL	1	1.1D		1		0	E0		PP	LO01, HA01, HA02, HA03	3		
0219	TRINITRORESORCIN (Kyselina styfnová), suchý nebo vlhčený méně než 20 % hm. vody nebo směsí alkoholu s vodou	1	1.1D		1		0	E0		PP	LO01, HA01, HA02, HA03	3		
0220	NITROMOČOVINA, suchá nebo vlhčená méně než 20 % hm. vody	1	1.1D		1		0	E0		PP	LO01, HA01, HA02, HA03	3		
0221	BOJOVÉ HLAVICE, TORPÉDO, s trhačí náplní	1	1.1D		1		0	E0		PP	LO01, HA01, HA02, HA03	3		
0222	DUSIČNAN AMONNÝ	1	1.1D		1	370	0	E0		PP	LO01, HA01, HA02, HA03	3		
0224	AZID BARNATÝ, suchý nebo vlhčený méně než 50 % hm. vody	1	1.1A		1+6.1	802	0	E0		PP	LO01, HA01, HA02, HA03	3		
0225	NÁLOŽE, POČINOVÉ, S ROZBUŠKOU	1	1.1B		1		0	E0		PP	LO01, HA01, HA02, HA03	3		
0226	CYKLOTETRAMETHYLENTETRANITRAMI N (HMX; OKTOGEN), Vlhčený nejmeně 15 % hm. vody	1	1.1D		1	266	0	E0		PP	LO01, HA01, HA02, HA03	3		
0234	DINITRO-o-KRESOLÁT SODNÝ, suchý nebo vlhčený méně než 15 % hm. vody	1	1.3C		1		0	E0		PP	LO01, HA01, HA03	3		
0235	PIKRAMÁT SODNÝ, suchý nebo vlhčený méně než 20 % hm. vody	1	1.3C		1		0	E0		PP	LO01, HA01, HA03	3		
0236	PIKRAMÁT ZIRKONIČITÝ, suchý nebo vlhčený méně než 20 % hm. vody	1	1.3C		1		0	E0		PP	LO01, HA01, HA03	3		
0237	NÁLOŽE, KUMULATIVNÍ, OHEBNÉ, LINEÁRNÍ	1	1.4D		1.4		0	E0		PP	LO01, HA01, HA03	1		
0238	RAKETY, TAHAČE LAN	1	1.2G		1		0	E0		PP	LO01, HA01, HA03	3		
0240	RAKETY, TAHAČE LAN	1	1.3G		1		0	E0		PP	LO01, HA01, HA03	3		

(1)	(2)	(3)		(4)	(5)	(6)	(7a)	(7b)	(8)	(9)	(10)	(11)	(12)	(13)
Číslo UN / číslo látky	Pojmenování a popis 3.1.2	2.2	Klasifikační kód	2.1.1.3	5.2.2	3.3	3.4 / 3.5.1.2	Omezená a vyňatá množství	3.2.1	Požadovaná výbava	Větrání	Opatření během naložky / vykládky / přepravy	7.1.5	Dodatečné požadavky / poznámky
0241	TRHAVINA, TYPE E	1	1.1D		1	617	0	E0		PP		LO01, HA01, HA02, HA03	3	
0242	NÁPLNĚ HNACÍ, PRO DĚLA	1	1.3C		1		0	E0		PP		LO01, HA01, HA03	3	
0243	MUNICE, ZÁPALNÁ, S BILÝM FOSFOREM, s trhavou náložkou, výmetnou nebo hnací náplní	1	1.2H		1		0	E0		PP		LO01, HA01, HA03	3	
0244	MUNICE, ZÁPALNÁ, S BILÝM FOSFOREM s trhavou náložkou, výmetnou nebo hnací náplní	1	1.3H		1		0	E0		PP		LO01, HA01, HA03	3	
0245	MUNICE, DYMOVÁ, S BILÝM FOSFOREM, s trhavou náložkou, výmetnou nebo hnací náplní	1	1.2H		1		0	E0		PP		LO01, HA01, HA03	3	
0246	MUNICE, DYMOVÁ, S BILÝM FOSFOREM, s trhavou náložkou, výmetnou nebo hnací náplní	1	1.3H		1		0	E0		PP		LO01, HA01, HA03	3	
0247	MUNICE, ZÁPALNÁ, s kapalinou nebo gelem, s trhavou náložkou, výmetnou nebo hnací náplní	1	1.3J		1		0	E0		PP		LO01, HA01, HA03	3	
0248	ZARÍZENÍ, AKTIVOVATELNÁ VODOU, s trhavou náložkou, výmetnou nebo hnací	1	1.2L		1	274	0	E0		PP		LO01, HA01, HA03	3	
0249	ZARÍZENÍ, AKTIVOVATELNÁ VODOU, s trhavou náložkou, výmetnou nebo hnací	1	1.3L		1	274	0	E0		PP		LO01, HA01, HA03	3	
0250	RAKETOVÉ MOTORY S HYPERGOLY, s nebo bez výmetné nálože	1	1.3L		1		0	E0		PP		LO01, HA01, HA03	3	
0254	MUNICE, OSVĚTLOVACÍ, s nebo bez trhavé nálože, výmetné nebo hnací náplně	1	1.3G		1		0	E0		PP		LO01, HA01, HA03	3	
0255	ROZBUŠKY, ELEKTRICKÉ, pro trhavou práci	1	1.4B		1.4		0	E0		PP		LO01, HA01, HA02, HA03	1	
0257	ZAPALOVAČE, DETONAČNÍ	1	1.4B		1.4		0	E0		PP		LO01, HA01, HA02, HA03	1	
0266	OKTOLIT (OKTOL), suchý nebo vlhký méně než 15 % hm. vody	1	1.1D		1		0	E0		PP		LO01, HA01, HA02, HA03	3	



(1)	(2)	(3)	2.2	(4)	(5)	(6)	(7a)	(7b)	(8)	(9)	(10)	(11)	(12)	(13)
	3.1.2	2.2	2.2	2.1.1.3	5.2.2	3.3	3.4 / 3.5.1.2	3.2.1	8.1.5	7.1.6	7.1.6	7.1.6	7.1.5	3.2.1
Číslo UN / číslo látky	Pojmenování a popis	Třída	Klasifikační kód	Obalová skupina	Bezpečnostní značka	Zvláštní ustanovení	Omezená a vyňatá množství	Přeprava schválená	Požadovaná výbava	Větrání	Opatření během naložky / vykládky / přepravy	Počet kuželů / světel	Dodatečné požadavky / poznámky	
0267	ROZBUŠKY, NEELEKTRICKÉ, pro trhací práce	1	1.4B		1.4		0	E0	PP		LO01, HA01, HA02, HA03	1		
0268	NÁLOŽE, POČINOVÉ, S ROZBUŠKOU	1	1.2B		1		0	E0	PP		LO01, HA01, HA02, HA03	3		
0271	NÁPLNĚ HNACÍ	1	1.1C		1		0	E0	PP		LO01, HA01, HA02, HA03	3		
0272	NÁPLNĚ HNACÍ	1	1.3C		1		0	E0	PP		LO01, HA01, HA03	3		
0275	NÁBOJKY PRO TECHNICKÉ ÚČELY	1	1.3C		1		0	E0	PP		LO01, HA01, HA03	3		
0276	NÁBOJKY PRO TECHNICKÉ ÚČELY	1	1.4C		1.4		0	E0	PP		LO01, HA01, HA03	1		
0277	NÁBOJKY PRO ROPNÉ VRTY	1	1.3C		1		0	E0	PP		LO01, HA01, HA03	3		
0278	NÁBOJKY PRO ROPNÉ VRTY	1	1.4C		1.4		0	E0	PP		LO01, HA01, HA03	1		
0279	NÁPLNĚ HNACÍ, PRO DÉLA	1	1.1C		1		0	E0	PP		LO01, HA01, HA02, HA03	3		
0280	RAKETOVÉ MOTORY	1	1.1C		1		0	E0	PP		LO01, HA01, HA02, HA03	3		
0281	RAKETOVÉ MOTORY	1	1.2C		1		0	E0	PP		LO01, HA01, HA03	3		
0282	NITROGUANIDIN (PIKRIT), suchý nebo vlhčený méně než 20 % hm. vody	1	1.1D		1		0	E0	PP		LO01, HA01, HA02, HA03	3		
0283	NÁLOŽE, POČINOVÉ, bez rozbušky	1	1.2D		1		0	E0	PP		LO01, HA01, HA03	3		
0284	GRANÁTY, ruční nebo puškové, s trhací náplní	1	1.1D		1		0	E0	PP		LO01, HA01, HA02, HA03	3		
0285	GRANÁTY, ruční nebo puškové, s trhací náplní	1	1.2D		1		0	E0	PP		LO01, HA01, HA03	3		
0286	BOJOVÉ HLAVICE, RAKETA, s trhací náplní	1	1.1D		1		0	E0	PP		LO01, HA01, HA02, HA03	3		

(1)	(2)	(3)	(4)	(5)	(6)	(7a)	(7b)	(8)	(9)	(10)	(11)	(12)	(13)
Číslo UN / číslo látky	Pojmenování a popis 3.1.2	Třída 2.2	Klasifikační kód 2.2	Obalová skupina 2.1.1.3	Bezpečnostní značka 5.2.2	Zvláštní ustanovení 3.3	Omezená a vyňatá množství 3.4 / 3.5.1.2	Přeprava schválená 3.2.1	Požadovaná výbava 8.1.5	Větrání 7.1.6	Opatření během naložky / vykládky / přepravy 7.1.6	Počet kuželů / světel 7.1.5	Dodatečné požadavky / poznámky 3.2.1
0287	BOJOVÉ HLAVICE, RAKETA, s trhací náplní	1	1.2D		1		0	E0	PP		LO01, HA01, HA03	3	
0288	NÁLOŽE, KUMULATIVNÍ, OHEBNÉ, LINEÁRNÍ	1	1.1D		1		0	E0	PP		LO01, HA01, HA02, HA03	3	
0289	BLESKOVICE, ohebná	1	1.4D		1.4		0	E0	PP		LO01, HA01, HA03	1	
0290	BLESKOVICE, s kovovým pláštěm	1	1.1D		1		0	E0	PP		LO01, HA01, HA02, HA03	3	
0291	PUMY, s trhací náplní	1	1.2F		1		0	E0	PP		LO01, HA01, HA02, HA03	3	
0292	GRANÁTY, ruční nebo puškové, s trhací náplní	1	1.1F		1		0	E0	PP		LO01, HA01, HA02, HA03	3	
0293	GRANÁTY, ruční nebo puškové, s trhací náplní	1	1.2F		1		0	E0	PP		LO01, HA01, HA02, HA03	3	
0294	MINY, s trhací náplní	1	1.2F		1		0	E0	PP		LO01, HA01, HA02, HA03	3	
0295	RAKETY, s trhací náplní	1	1.2F		1		0	E0	PP		LO01, HA01, HA02, HA03	3	
0296	HLOUBKOVÉ SONDY, VÝBUŠNÉ	1	1.1F		1		0	E0	PP		LO01, HA01, HA02, HA03	3	
0297	MUNICE, OSVĚTLOVACÍ, s nebo bez trhavé náložky, výmetné nebo hnací náplně	1	1.4G		1.4		0	E0	PP		LO01, HA01, HA03	1	
0299	PUMY, ZÁBLESKOVÉ	1	1.3G		1		0	E0	PP		LO01, HA01, HA03	3	
0300	MUNICE, ZÁPALNÁ, s nebo bez trhavé náložky, výmetné nebo hnací náplně	1	1.4G		1.4		0	E0	PP		LO01, HA01, HA03	1	
0301	MUNICE, SLZOTVORNÁ, s trhavou náložkou, výmetnou nebo hnací náplní	1	1.4G		1.4+6.1+8	802	0	E0	PP		LO01, HA01, HA03	1	
0303	MUNICE, DÝMOVÁ, s nebo bez trhavé náložky, výmetné nebo hnací náplně	1	1.4G		1.4		0	E0	PP		LO01, HA01, HA03	1	
0303	MUNICE, DÝMOVÁ, s nebo bez trhavé náložky, výmetné nebo hnací náplně, obsahující žíravé látky	1	1.4G		1.4+8		0	E0	PP		LO01, HA01, HA03	1	

(1)	(2)	(3)		(4)	(5)	(6)	(7a)	(7b)	(8)	(9)	(10)	(11)	(12)	(13)
	3.1.2	2.2		2.1.1.3	5.2.2	3.3	3.4 / 3.5.1.2		3.2.1	8.1.5	7.1.6	7.1.6	7.1.5	3.2.1
Číslo UN / číslo látky	Pojmenování a popis	Třída	Klasifikační kód	Obalová skupina	Bezpečnostní značka	Zvláštní ustanovení	Omezená a vyňatá množství	Přeprava schválená	Požadovaná výbava	Větrání	Opatření během naložky / vykládky / přepravy	Počet kuželů / světel	Dodatečné požadavky / poznámky	
0303	MUNICE, DÝMOVÁ, s nebo bez trhavé náložky, výmetné nebo hnací náplně, obsahující inhalačně toxické látky	1	1.4G		1.4+6.1		0	E0		PP	LO01, HA01, HA03	1		
0305	SLOŽ PYROTECHNICKÁ, ZABLESKOVÁ	1	1.3G		1		0	E0		PP	LO01, HA01, HA03	3		
0306	STOPOVKY PRO MUNICI	1	1.4G		1.4		0	E0		PP	LO01, HA01, HA03	1		
0312	NÁBOJE, SIGNÁLNÍ	1	1.4G		1.4		0	E0		PP	LO01, HA01, HA03	1		
0313	PROSTŘEDKY SIGNÁLNÍ, DÝMOVÉ	1	1.2G		1		0	E0		PP	LO01, HA01, HA03	3		
0314	ZAŽEHOVAČE	1	1.2G		1		0	E0		PP	LO01, HA01, HA03	3		
0315	ZAŽEHOVAČE	1	1.3G		1		0	E0		PP	LO01, HA01, HA03	3		
0316	ZAPALOVAČE, ZAŽEHOVÉ	1	1.3G		1		0	E0		PP	LO01, HA01, HA03	3		
0317	ZAPALOVAČE, ZAŽEHOVÉ	1	1.4G		1.4		0	E0		PP	LO01, HA01, HA03	1		
0318	GRANÁTY, CVIČNÉ, ruční nebo puškové	1	1.3G		1		0	E0		PP	LO01, HA01, HA03	3		
0319	ZÁPALKOVÉ ŠROUBY	1	1.3G		1		0	E0		PP	LO01, HA01, HA03	3		
0320	ZÁPALKOVÉ ŠROUBY	1	1.4G		1.4		0	E0		PP	LO01, HA01, HA03	1		
0321	NÁBOJE PRO ZBRANĚ, s trhací náplní	1	1.2E		1		0	E0		PP	LO01, HA01, HA03	3		
0322	RAKETOVÉ MOTORY, S HYPERGOLEM, s nebo bez výmetné náplně	1	1.2L		1		0	E0		PP	LO01, HA01, HA03	3		
0323	NABOJKY PRO TECHNICKÉ ÚČELY	1	1.4S		1.4	347	0	E0		PP	LO01, HA01, HA03	0		
0324	STŘELY, s trhací náplní	1	1.2F		1		0	E0		PP	LO01, HA01, HA02, HA03	3		

(1)	(2)	(3)		(4)	(5)	(6)	(7a)	(7b)	(8)	(9)	(10)	(11)	(12)	(13)
Číslo UN / číslo látky	Pojmenování a popis 3.1.2	2.2	Klasifikační kód	2.1.1.3	5.2.2	3.3	3.4 / 3.5.1.2	Omezená a vyňatá množství	3.2.1	8.1.5	7.1.6	7.1.6	7.1.5	3.2.1
Třída				Obalová skupina	Bezpečnostní značka	Zvláštní ustanovení			Přeprava schválená	Požadovaná výbava	Větrání	Opatření během naložky / vykládky / přepravy	Počet kuželů / světel	Dodatečné požadavky / poznámky
0325	ZAŽEHOVAČE	1	1.4G		1.4		0	E0		PP		LO01, HA01, HA03	1	
0326	NÁBOJE PRO ZBRANĚ, CVIČNÉ	1	1.1C		1		0	E0		PP		LO01, HA01, HA02, HA03	3	
0327	NÁBOJE PRO ZBRANĚ, CVIČNÉ nebo NÁBOJE, MALORÁŽOVÉ, CVIČNÉ	1	1.3C		1		0	E0		PP		LO01, HA01, HA03	3	
0328	NÁBOJE PRO ZBRANĚ, S INERTNÍ STŘELOU	1	1.2C		1		0	E0		PP		LO01, HA01, HA03	3	
0329	TORPÉDA, s trhací náplní	1	1.1E		1		0	E0		PP		LO01, HA01, HA02, HA03	3	
0330	TORPÉDA, s trhací náplní	1	1.1F		1		0	E0		PP		LO01, HA01, HA02, HA03	3	
0331	TRHAVINA, TYP B	1	1.5D		1.5	617	0	E0		PP		LO01, HA01, HA03	3	
0332	TRHAVINA, TYP E	1	1.5D		1.5	617	0	E0		PP		LO01, HA01, HA03	3	
0333	VÝROBKY ZÁBavné PYROTECHNIKY	1	1.1G		1	645	0	E0		PP		LO01, HA01, HA02, HA03	3	
0334	VÝROBKY ZÁBavné PYROTECHNIKY	1	1.2G		1	645	0	E0		PP		LO01, HA01, HA03	3	
0335	VÝROBKY ZÁBavné PYROTECHNIKY	1	1.3G		1	645	0	E0		PP		LO01, HA01, HA03	3	
0336	VÝROBKY ZÁBavné PYROTECHNIKY	1	1.4G		1.4	645 651	0	E0		PP		LO01, HA01, HA03	1	
0337	VÝROBKY ZÁBavné PYROTECHNIKY	1	1.4S		1.4	645	0	E0		PP		LO01, HA01, HA03	0	
0338	NÁBOJE PRO ZBRANĚ, CVIČNÉ nebo NÁBOJE, MALORÁŽOVÉ, CVIČNÉ	1	1.4C		1.4		0	E0		PP		LO01, HA01, HA03	1	
0339	NÁBOJE PRO ZBRANĚ, S INERTNÍ STŘELOU nebo NÁBOJE MALORÁŽOVÉ	1	1.4C		1.4		0	E0		PP		LO01, HA01, HA03	1	
0340	NITROCELULOZA, suchá nebo vlhčená méně než 25 % hm. vody (nebo alkoholu)	1	1.1D		1		0	E0		PP		LO01, HA01, HA02, HA03	3	

(1)	(2)	(3)	(4)	(5)	(6)	(7a)	(7b)	(8)	(9)	(10)	(11)	(12)	(13)
Číslo UN / číslo látky	Pojmenování a popis 3.1.2	Třída 2.2	Klasifikační kód 2.2	Obalová skupina 2.1.1.3	Bezpečnostní značka 5.2.2	Zvláštní ustanovení 3.3	Omezená a vyňatá množství 3.4 / 3.5.1.2	Přeprava schválená 3.2.1	Požadovaná výbava 8.1.5	Větrání 7.1.6	Opatření během naložky / vykládky / přepravy 7.1.6	Počet kuželů / světel 7.1.5	Dodatečné požadavky / poznámky 3.2.1
0341	NITROCELULOSA, neupravená nebo plastifikovaná méně než 18 % hm. plastifikátoru	1	1.1D		1		0	E0	PP		LO01, HA01, HA02, HA03	3	
0342	NITROCELULOSA, VYLHČENÁ nejméně 25 % hm. alkoholu	1	1.3C		1	105	0	E0	PP		LO01, HA01, HA03	3	
0343	NITROCELULOSA, PLASTIFIKOVANÁ nejméně 18 % hm. plastifikátoru	1	1.3C		1	105	0	E0	PP		LO01, HA01, HA03	3	
0344	STŘELY, s trhací náplní	1	1.4D		1.4		0	E0	PP		LO01, HA01, HA03	1	
0345	STŘELY, inertní, se stopovkou	1	1.4S		1.4		0	E0	PP		LO01, HA01, HA03	0	
0346	STŘELY, s trhavou náložkou nebo výmetnou náplní	1	1.2D		1		0	E0	PP		LO01, HA01, HA03	3	
0347	STŘELY, s trhavou náložkou nebo výmetnou náplní	1	1.4D		1.4		0	E0	PP		LO01, HA01, HA03	1	
0348	NÁBOJE PRO ZBRANĚ, s trhací náplní	1	1.4F		1.4		0	E0	PP		LO01, HA01, HA02, HA03	1	
0349	PŘEDMĚTY VÝBUŠNÉ, J.N.	1	1.4S		1.4	178 274	0	E0	PP		LO01, HA01, HA03	0	
0350	PŘEDMĚTY VÝBUŠNÉ, J.N.	1	1.4B		1.4	347	0	E0	PP		LO01, HA01, HA02, HA03	1	
0351	PŘEDMĚTY VÝBUŠNÉ, J.N.	1	1.4C		1.4	178 274	0	E0	PP		LO01, HA01, HA03	1	
0352	PŘEDMĚTY VÝBUŠNÉ, J.N.	1	1.4D		1.4	178 274	0	E0	PP		LO01, HA01, HA03	1	
0353	PŘEDMĚTY VÝBUŠNÉ, J.N.	1	1.4G		1.4	178 274	0	E0	PP		LO01, HA01, HA03	1	
0354	PŘEDMĚTY VÝBUŠNÉ, J.N.	1	1.1L		1	178 274	0	E0	PP		LO01, HA01, HA02, HA03	3	
0355	PŘEDMĚTY VÝBUŠNÉ, J.N.	1	1.2L		1	178 274	0	E0	PP		LO01, HA01, HA03	3	

(1)	(2)	(3)	(4)	(5)	(6)	(7a)	(7b)	(8)	(9)	(10)	(11)	(12)	(13)
Číslo UN / číslo látky	Pojmenování a popis 3.1.2	Třída 2.2	Klasifikační kód 2.2	Obalová skupina 2.1.1.3	Bezpečnostní značka 5.2.2	Zvláštní ustanovení 3.3	Omezená a vyňatá množství 3.4 / 3.5.1.2	Přeprava schválená 3.2.1	Požadovaná výbava 8.1.5	Větrání 7.1.6	Opatření během nakládky / vykládky / přepravy 7.1.6	Počet kuželů / světel 7.1.5	Dodatečné požadavky / poznámky 3.2.1
0356	PŘEDMĚTY VÝBUŠNÉ, J.N.	1	1.3L		1	178 274	0	E0	PP		LO01, HA01, HA03	3	
0357	LÁTKY VÝBUŠNÉ, J.N.	1	1.1L		1	178 274	0	E0	PP		LO01, HA01, HA02, HA03	3	
0358	LÁTKY VÝBUŠNÉ, J.N.	1	1.2L		1	178 274	0	E0	PP		LO01, HA01, HA03	3	
0359	LÁTKY VÝBUŠNÉ, J.N.	1	1.3L		1	178 274	0	E0	PP		LO01, HA01, HA03	3	
0360	ROZBUŠKOVÉ SESTAVY, NEELEKTRICKÉ, pro trhací práce	1	1.1B		1		0	E0	PP		LO01, HA01, HA02, HA03	3	
0361	ROZBUŠKOVÉ SESTAVY, NEELEKTRICKÉ, pro trhací práce	1	1.4B		1.4		0	E0	PP		LO01, HA01, HA02, HA03	1	
0362	MUNICE, CVIČNÁ	1	1.4G		1.4		0	E0	PP		LO01, HA01, HA03	1	
0363	MUNICE, ZKUŠEBNÍ	1	1.4G		1.4		0	E0	PP		LO01, HA01, HA03	1	
0364	ROZBUŠKY PRO MUNICI	1	1.2B		1		0	E0	PP		LO01, HA01, HA02, HA03	3	
0365	ROZBUŠKY PRO MUNICI	1	1.4B		1.4		0	E0	PP		LO01, HA01, HA02, HA03	1	
0366	ROZBUŠKY PRO MUNICI	1	1.4S		1.4	347	0	E0	PP		LO01, HA01, HA03	0	
0367	ZAPALOVAČE, DETONAČNÍ	1	1.4S		1.4	347	0	E0	PP		LO01, HA01, HA03	0	
0368	ZAPALOVAČE, ZÁŽEHOVÉ	1	1.4S		1.4		0	E0	PP		LO01, HA01, HA03	0	
0369	BOJOVÉ HLAVICE, RAKETA, s trhací náplní	1	1.1F		1		0	E0	PP		LO01, HA01, HA02, HA03	3	
0370	BOJOVÉ HLAVICE, RAKETA, s trhací náložkou nebo výmetnou náplní	1	1.4D		1.4		0	E0	PP		LO01, HA01, HA03	1	
0371	BOJOVÉ HLAVICE, RAKETA, s trhací náložkou nebo výmetnou náplní	1	1.4F		1.4		0	E0	PP		LO01, HA01, HA02, HA03	1	

(1)	(2)	(3)	(4)	(5)	(6)	(7a)	(7b)	(8)	(9)	(10)	(11)	(12)	(13)
Číslo UN / číslo látky	Pojmenování a popis 3.1.2	2.2 Třída	2.2 Klasifikační kód	2.1.1.3 Obalová skupina	5.2.2 Bezpečnostní značka	3.3 Zvláštní ustanovení	3.4 / 3.5.1.2 Omezená a vyňatá množství	3.2.1 Přeprava schválená	8.1.5 Požadovaná výbava	7.1.6 Větrání	7.1.6 Opatření během naložení / vykládky / přepravy	7.1.5 Počet kuželů / světel	3.2.1 Dodatečné požadavky / poznámky
0372	GRANÁTY, CVIČNÉ, ruční nebo puškové	1	1.2G		1		0	E0	PP		LO01, HA01, HA03	3	
0373	PROSTŘEDKY SIGNÁLNÍ, RUČNÍ	1	1.4S		1.4		0	E0	PP		LO01, HA01, HA03	0	
0374	HLOUBKOVÉ SONDY, VÝBUŠNÉ	1	1.1D		1		0	E0	PP		LO01, HA01, HA02, HA03	3	
0375	HLOUBKOVÉ SONDY, VÝBUŠNÉ	1	1.2D		1		0	E0	PP		LO01, HA01, HA03	3	
0376	ZÁPALKOVÉ ŠROUBY	1	1.4S		1.4		0	E0	PP		LO01, HA01, HA03	0	
0377	ZÁPALKY, KALIŠKOVÉ	1	1.1B		1		0	E0	PP		LO01, HA01, HA02, HA03	3	
0378	ZÁPALKY, KALIŠKOVÉ	1	1.4B		1.4		0	E0	PP		LO01, HA01, HA02, HA03	1	
0379	NÁBOJNICE, PRAZDNÉ, SE ZÁPALKOU	1	1.4C		1.4		0	E0	PP		LO01, HA01, HA03	1	
0380	PŘEDMĚTY PYROFORICKÉ	1	1.2L		1		0	E0	PP		LO01, HA01, HA03	3	
0381	NÁBOJKY PRO TECHNICKÉ ÚČELY	1	1.2C		1		0	E0	PP		LO01, HA01, HA03	3	
0382	SOUČÁSTI ROZNĚTNÝCH ŘETĚZCŮ, J.N.	1	1.2B		1	178 274	0	E0	PP		LO01, HA01, HA02, HA03	3	
0383	SOUČÁSTI ROZNĚTNÝCH ŘETĚZCŮ, J.N.	1	1.4B		1.4	178 274	0	E0	PP		LO01, HA01, HA02, HA03	1	
0384	SOUČÁSTI ROZNĚTNÝCH ŘETĚZCŮ, J.N.	1	1.4S		1.4	178 274 347	0	E0	PP		LO01, HA01, HA03	0	
0385	5-NITROBENZOTRIAZOL	1	1.1D		1		0	E0	PP		LO01, HA01, HA02, HA03	3	
0386	KYSELINA TRINITROBENZENSULFONOVÁ	1	1.1D		1		0	E0	PP		LO01, HA01, HA02, HA03	3	
0387	TRINITROFLUORENON	1	1.1D		1		0	E0	PP		LO01, HA01, HA02, HA03	3	

(1)	(2)	(3)	(4)	(5)	(6)	(7a)	(7b)	(8)	(9)	(10)	(11)	(12)	(13)
	3.1.2	2.2	2.1.1.3	5.2.2	3.3	3.4 / 3.5.1.2	3.2.1	8.1.5	7.1.6	7.1.5	3.2.1		
Číslo UN / číslo látky	Pojmenování a popis	Třída	Klasifikační kód	Bezpečnostní značka	Zvláštní ustanovení	Omezená a vyňatá množství	Přeprava schválená	Požadovaná výbava	Větrání	Opatření během naložky / vykládky / přepravy	Počet kuželů / světel	Dodatečné požadavky / poznámky	
0388	TRINITROTOLUEN (TNT) A TRINITROBENZEN, SMĚS nebo TRINITROTOLUEN (TNT) A HEXANITROSTILBEN, SMĚS	1	1.1D	1		0	E0		PP	LO01, HA01, HA02, HA03	3		
0389	TRINITROTOLUEN (TNT) VE SMĚSI S TRINITROBENZENEM A HEXANITROSTILBENEM	1	1.1D	1		0	E0		PP	LO01, HA01, HA02, HA03	3		
0390	TRITONAL	1	1.1D	1		0	E0		PP	LO01, HA01, HA02, HA03	3		
0391	CYKLOTRIMETHYLENTRINITRAMIN (CYKLONIT; HEXOGEN; RDX) A CYKLOTETRAMETHYLENTRINITRAMI N (HMX; OKTOGEN), SMĚS VLNĚNÁ nejméně 15 % hm. vody nebo ZNECITLIVĚNÁ nejmeně 10 % hm. flegmatizačního prostředku	1	1.1D	1	266	0	E0		PP	LO01, HA01, HA02, HA03	3		
0392	HEXANITROSTILBEN	1	1.1D	1		0	E0		PP	LO01, HA01, HA02, HA03	3		
0393	HEXOTONAL	1	1.1D	1		0	E0		PP	LO01, HA01, HA02, HA03	3		
0394	TRINITRORESORCIN (KYSELINA STYFNOVÁ), VLNĚNÝ(-Á) nejmeně 20 % hm. vody (nebo směsí alkoholu s vodou)	1	1.1D	1		0	E0		PP	LO01, HA01, HA02, HA03	3		
0395	RAKETOVÉ MOTORY, S KAPALNÝM PALIVEM	1	1.2J	1		0	E0		PP	LO01, HA01, HA03	3		
0396	RAKETOVÉ MOTORY, S KAPALNÝM PALIVEM	1	1.3J	1		0	E0		PP	LO01, HA01, HA03	3		
0397	RAKETY, S KAPALNÝM PALIVEM, s trhací náplní	1	1.1J	1		0	E0		PP	LO01, HA01, HA02, HA03	3		
0398	RAKETY, S KAPALNÝM PALIVEM, s trhací náplní	1	1.2J	1		0	E0		PP	LO01, HA01, HA03	3		
0399	PUMY, S HOŘLAVOU KAPALINOU, s trhací náplní	1	1.1J	1		0	E0		PP	LO01, HA01, HA02, HA03	3		



(1)	(2)	(3)		(4)	(5)	(6)	(7a)	(7b)	(8)	(9)	(10)	(11)	(12)	(13)
	3.1.2	2.2		2.1.1.3	5.2.2	3.3	3.4 / 3.5.1.2	3.2.1	8.1.5	7.1.6		7.1.6	7.1.5	3.2.1
Číslo UN / číslo látky	Pojmenování a popis	Třída	Klasifikační kód	Obalová skupina	Bezpečnostní značka	Zvláštní ustanovení	Omezená a vyňatá množství	Přeprava schválená	Požadovaná výbava	Větrání	Opatření během naložky / vykládky / přepravy	Počet kuželů / světel	Dodatečné požadavky / poznámky	
0400	PUMY, S HOŘLAVOU KAPALINOU, s trhací náplní	1	1.2J		1		0	E0			LO01, HA01, HA03	3		
0401	SULFID DIPIKRYLU (SIRNÍK DIPIKRYLU), suchý nebo vlhčený méně než 10 % hm.	1	1.1D		1		0	E0			LO01, HA01, HA02, HA03	3		
0402	CHLORISTAN AMONNÝ	1	1.1D		1	152	0	E0			LO01, HA01, HA02, HA03	3		
0403	SVĚTLICE, LETECKÉ	1	1.4G		1.4		0	E0			LO01, HA01, HA03	1		
0404	SVĚTLICE, LETECKÉ	1	1.4S		1.4		0	E0			LO01, HA01, HA03	0		
0405	NÁBOJE; SIGNÁLNÍ	1	1.4S		1.4		0	E0			LO01, HA01, HA03	0		
0406	DINITROBENZEN	1	1.3C		1		0	E0			LO01, HA01, HA03	3		
0407	KYSELINA TETRAZOL-1-OCTOVÁ	1	1.4C		1.4		0	E0			LO01, HA01, HA03	1		
0408	ZAPALOVAČE, DETONAČNÍ, s pojistným zařízením	1	1.1D		1		0	E0			LO01, HA01, HA02, HA03	3		
0409	ZAPALOVAČE, DETONAČNÍ, s pojistným zařízením	1	1.2D		1		0	E0			LO01, HA01, HA03	3		
0410	ZAPALOVAČE, DETONAČNÍ, s pojistným zařízením	1	1.4D		1.4		0	E0			LO01, HA01, HA03	1		
0411	PENTAERYTHRITETRANITRÁT (PENTAERYTHRITOLTETRANITRÁT; PETN), s nejméně 7 % hm. vosku	1	1.1D		1	131	0	E0			LO01, HA01, HA02, HA03	3		
0412	NÁBOJE PRO ZBRANĚ, s trhací náplní	1	1.4E		1.4		0	E0			LO01, HA01, HA03	1		
0413	NÁBOJE PRO ZBRANĚ, CVIČNÉ	1	1.2C		1		0	E0			LO01, HA01, HA03	3		
0414	NÁPLNĚ HNACÍ, PRO DĚLA	1	1.2C		1		0	E0			LO01, HA01, HA03	3		
0415	NÁPLNĚ HNACÍ	1	1.2C		1		0	E0			LO01, HA01, HA03	3		

(1)	(2)	(3)	(4)	(5)	(6)	(7a)	(7b)	(8)	(9)	(10)	(11)	(12)	(13)
	3.1.2	2.2	2.1.1.3	5.2.2	3.3	3.4 / 3.5.1.2		3.2.1	8.1.5	7.1.6	7.1.6	7.1.5	3.2.1
Číslo UN / číslo látky	Pojmenování a popis	Třída	Obalová skupina	Bezpečnostní značka	Zvláštní ustanovení	Omezená a vyňatá množství	Přeprava schválená	Požadovaná výbava	Větrání	Opatření během naložky / vykládky / přepravy	Počet kuželů / světel	Dodatečné požadavky / poznámky	
0417	NÁBOJE PRO ZBRANĚ, S INERTNÍ STŘELOU nebo NÁBOJE, MALORÁŽOVÉ	1	1.3C	1		0	E0		PP	LO01, HA01, HA03	3		
0418	SVĚTLICE, POZEMNÍ	1	1.1G	1		0	E0		PP	LO01, HA01, HA02, HA03	3		
0419	SVĚTLICE, POZEMNÍ	1	1.2G	1		0	E0		PP	LO01, HA01, HA03	3		
0420	SVĚTLICE, LETECKÉ	1	1.1G	1		0	E0		PP	LO01, HA01, HA02, HA03	3		
0421	SVĚTLICE, LETECKÉ	1	1.2G	1		0	E0		PP	LO01, HA01, HA03	3		
0424	STŘELY, inertní, se stopovkou	1	1.3G	1		0	E0		PP	LO01, HA01, HA03	3		
0425	STŘELY, inertní, se stopovkou	1	1.4G	1.4		0	E0		PP	LO01, HA01, HA03	1		
0426	STŘELY, s trhovou náložkou nebo výmetnou náplní	1	1.2F	1		0	E0		PP	LO01, HA01, HA02, HA03	3		
0427	STŘELY, s trhovou náložkou nebo výmetnou náplní	1	1.4F	1.4		0	E0		PP	LO01, HA01, HA02, HA03	1		
0428	PŘEDMĚTY PYROTECHNICKÉ pro technické účely	1	1.1G	1		0	E0		PP	LO01, HA01, HA02, HA03	3		
0429	PŘEDMĚTY PYROTECHNICKÉ pro technické účely	1	1.2G	1		0	E0		PP	LO01, HA01, HA03	3		
0430	PŘEDMĚTY PYROTECHNICKÉ pro technické účely	1	1.3G	1		0	E0		PP	LO01, HA01, HA03	3		
0431	PŘEDMĚTY PYROTECHNICKÉ pro technické účely	1	1.4G	1.4		0	E0		PP	LO01, HA01, HA03	1		
0432	PŘEDMĚTY PYROTECHNICKÉ pro technické účely	1	1.4S	1.4		0	E0		PP	LO01, HA01, HA03	0		
0433	PRACHOVINA SUROVÁ, VLNĚNÁ nejméně 17 % hm. alkoholu	1	1.1C	1	266	0	E0		PP	LO01, HA01, HA02, HA03	3		
0434	STŘELY, s trhovou náložkou nebo výmetnou náplní	1	1.2G	1		0	E0		PP	LO01, HA01, HA03	3		

(1)	(2)	(3)	(4)	(5)	(6)	(7a)	(7b)	(8)	(9)	(10)	(11)	(12)	(13)
	3.1.2	2.2	2.1.1.3	5.2.2	3.3	3.4 / 3.5.1.2		3.2.1	8.1.5	7.1.6	7.1.6	7.1.5	3.2.1
Číslo UN / číslo látky	Pojmenování a popis	Třída	Klasifikační kód	Bezpečnostní značka	Zvláštní ustanovení	Omezená a vyňatá množství	Přeprava schválená	Požadovaná výbava	Větrání	Opatření během naložky / vykládky / přepravy	Počet kuželů / světel	Dodatečné požadavky / poznámky	
0435	STŘELY, s trhavou náložkou nebo výmetnou náplní	1	1.4G	1.4		0	E0		PP	LO01, HA01, HA03	1		
0436	RAKETY s výmetnou náplní	1	1.2C	1		0	E0		PP	LO01, HA01, HA03	3		
0437	RAKETY s výmetnou náplní	1	1.3C	1		0	E0		PP	LO01, HA01, HA03	3		
0438	RAKETY s výmetnou náplní	1	1.4C	1.4		0	E0		PP	LO01, HA01, HA03	1		
0439	NÁLOŽE, KUMULATIVNÍ, bez rozbušky	1	1.2D	1		0	E0		PP	LO01, HA01, HA03	3		
0440	NÁLOŽE, KUMULATIVNÍ, bez rozbušky	1	1.4D	1.4		0	E0		PP	LO01, HA01, HA03	1		
0441	NÁLOŽE, KUMULATIVNÍ, bez rozbušky	1	1.4S	1.4	347	0	E0		PP	LO01, HA01, HA03	0		
0442	NÁLOŽE, VÝBUŠNÉ, PRŮMYSLOVÉ, bez rozbušky	1	1.1D	1		0	E0		PP	LO01, HA01, HA02, HA03	3		
0443	NÁLOŽE, VÝBUŠNÉ, PRŮMYSLOVÉ, bez rozbušky	1	1.2D	1		0	E0		PP	LO01, HA01, HA03	3		
0444	NÁLOŽE, VÝBUŠNÉ, PRŮMYSLOVÉ, bez rozbušky	1	1.4D	1.4		0	E0		PP	LO01, HA01, HA03	1		
0445	NÁLOŽE, VÝBUŠNÉ, PRŮMYSLOVÉ, bez rozbušky	1	1.4S	1.4	347	0	E0		PP	LO01, HA01, HA03	0		
0446	NABOJNICE, SPALITELNÉ, PRAZDNÉ, BEZ ZÁPALKY	1	1.4C	1.4		0	E0		PP	LO01, HA01, HA03	1		
0447	NABOJNICE, SPALITELNÉ, PRAZDNÉ, BEZ ZÁPALKY	1	1.3C	1		0	E0		PP	LO01, HA01, HA03	3		
0448	KYSELINA 5-MERKAPTOTETRAZOL-1-OCTOVÁ	1	1.4C	1.4		0	E0		PP	LO01, HA01, HA03	1		
0449	TORPÉDA, S KAPALNÝM PALIVEM, s nebo bez trhaví náplně	1	1.1J	1		0	E0		PP	LO01, HA01, HA02, HA03	3		
0450	TORPÉDA, S KAPALNÝM PALIVEM, s inertní hlavíčí	1	1.3J	1		0	E0		PP	LO01, HA01, HA03	3		

(1)	(2)	(3)	(4)	(5)	(6)	(7a)	(7b)	(8)	(9)	(10)	(11)	(12)	(13)
	3.1.2	2.2	2.1.1.3	5.2.2	3.3	3.4 / 3.5.1.2	3.2.1	8.1.5	7.1.6	7.1.5	3.2.1		
Číslo UN / číslo látky	Pojmenování a popis	Třída	Klasifikační kód	Obalová skupina	Bezpečnostní značka	Zvláštní ustanovení	Omezená a vyňatá množství	Přeprava schválená	Požadovaná výbava	Větrání	Opatření během naložky / vykládky / přepravy	Počet kuželů / světel	Dodatečné požadavky / poznámky
0451	TORPÉDA, s trhací náplní	1	1.1D	1			0	E0	PP		LO01, HA01, HA02, HA03	3	
0452	GRANÁTY, CVIČNÉ, ruční nebo puškové	1	1.4G	1.4			0	E0	PP		LO01, HA01, HA03	1	
0453	RAKETY, TAHAČE LAN	1	1.4G	1.4			0	E0	PP		LO01, HA01, HA03	1	
0454	ZAŽEHOVAČE	1	1.4S	1.4			0	E0	PP		LO01, HA01, HA03	0	
0455	ROZBUŠKY, NEELEKTRICKÉ, pro trhací práce	1	1.4S	1.4	347		0	E0	PP		LO01, HA01, HA03	0	
0456	ROZBUŠKY, ELEKTRICKÉ, pro trhací práce	1	1.4S	1.4	347		0	E0	PP		LO01, HA01, HA03	0	
0457	NÁLOŽE, TRHACÍ, S PLASTICKÝM POJIVEM	1	1.1D	1			0	E0	PP		LO01, HA01, HA02, HA03	3	
0458	NÁLOŽE, TRHACÍ, S PLASTICKÝM POJIVEM	1	1.2D	1			0	E0	PP		LO01, HA01, HA03	3	
0459	NÁLOŽE, TRHACÍ, S PLASTICKÝM POJIVEM	1	1.4D	1.4			0	E0	PP		LO01, HA01, HA03	1	
0460	NÁLOŽE, TRHACÍ, S PLASTICKÝM POJIVEM	1	1.4S	1.4	347		0	E0	PP		LO01, HA01, HA03	0	
0461	SOUČÁSTI ROZNĚTNÝCH ŘETĚZCŮ, J.N.	1	1.1B	1	178 274		0	E0	PP		LO01, HA01, HA02, HA03	3	
0462	PŘEDMĚTY VÝBUŠNÉ, J.N.	1	1.1C	1	178 274		0	E0	PP		LO01, HA01, HA02, HA03	3	
0463	PŘEDMĚTY VÝBUŠNÉ, J.N.	1	1.1D	1	178 274		0	E0	PP		LO01, HA01, HA02, HA03	3	
0464	PŘEDMĚTY VÝBUŠNÉ, J.N.	1	1.1E	1	178 274		0	E0	PP		LO01, HA01, HA02, HA03	3	
0465	PŘEDMĚTY VÝBUŠNÉ, J.N.	1	1.1F	1	178 274		0	E0	PP		LO01, HA01, HA02, HA03	3	
0466	PŘEDMĚTY VÝBUŠNÉ, J.N.	1	1.2C	1	178 274		0	E0	PP		LO01, HA01, HA03	3	

(1)	(2)	(3)		(4)	(5)	(6)	(7a)	(7b)	(8)	(9)	(10)	(11)	(12)	(13)
	3.1.2	2.2	2.2	2.1.1.3	5.2.2	3.3	3.4 / 3.5.1.2		3.2.1	8.1.5	7.1.6	7.1.6	7.1.5	3.2.1
Číslo UN / číslo látky	Pojmenování a popis	Třída	Klasifikační kód	Obalová skupina	Bezpečnostní značka	Zvláštní ustanovení	Omezená a vyňatá množství		Přeprava schválená	Požadovaná výbava	Větrání	Opatření během naložky / vykládky / přepravy	Počet kuželů / světel	Dodatečné požadavky / poznámky
0467	PŘEDMĚTY VÝBUŠNÉ, J.N.	1	1.2D		1	178 274	0	E0		PP		LO01, HA01, HA03	3	
0468	PŘEDMĚTY VÝBUŠNÉ, J.N.	1	1.2E		1	178 274	0	E0		PP		LO01, HA01, HA03	3	
0469	PŘEDMĚTY VÝBUŠNÉ, J.N.	1	1.2F		1	178 274	0	E0		PP		LO01, HA01, HA02, HA03	3	
0470	PŘEDMĚTY VÝBUŠNÉ, J.N.	1	1.3C		1	178 274	0	E0		PP		LO01, HA01, HA03	3	
0471	PŘEDMĚTY VÝBUŠNÉ, J.N.	1	1.4E		1.4	178 274	0	E0		PP		LO01, HA01, HA03	1	
0472	PŘEDMĚTY VÝBUŠNÉ, J.N.	1	1.4F		1.4	178 274	0	E0		PP		LO01, HA01, HA02, HA03	1	
0473	LÁTKY VÝBUŠNÉ, J.N.	1	1.1A		1	178 274	0	E0		PP		LO01, HA01, HA02, HA03	3	
0474	LÁTKY VÝBUŠNÉ, J.N.	1	1.1C		1	178 274	0	E0		PP		LO01, HA01, HA02, HA03	3	
0475	LÁTKY VÝBUŠNÉ, J.N.	1	1.1D		1	178 274	0	E0		PP		LO01, HA01, HA02, HA03	3	
0476	LÁTKY VÝBUŠNÉ, J.N.	1	1.1G		1	178 274	0	E0		PP		LO01, HA01, HA02, HA03	3	
0477	LÁTKY VÝBUŠNÉ, J.N.	1	1.3C		1	178 274	0	E0		PP		LO01, HA01, HA03	3	
0478	LÁTKY VÝBUŠNÉ, J.N.	1	1.3G		1	178 274	0	E0		PP		LO01, HA01, HA03	3	
0479	LÁTKY VÝBUŠNÉ, J.N.	1	1.4C		1.4	178 274	0	E0		PP		LO01, HA01, HA03	1	
0480	LÁTKY VÝBUŠNÉ, J.N.	1	1.4D		1.4	178 274	0	E0		PP		LO01, HA01, HA03	1	
0481	LÁTKY VÝBUŠNÉ, J.N.	1	1.4S		1.4	178 274 347	0	E0		PP		LO01, HA01, HA03	0	
0482	LÁTKY VÝBUŠNÉ, VELMI NECITLIVÉ (EVI), J.N.	1	1.5D		1.5	178 274	0	E0		PP		LO01, HA01, HA03	3	

(1)	(2)	(3)	(4)	(5)	(6)	(7a)	(7b)	(8)	(9)	(10)	(11)	(12)	(13)
	3.1.2	2.2	2.1.1.3	5.2.2	3.3	3.4 / 3.5.1.2		3.2.1	8.1.5	7.1.6	7.1.6	7.1.5	3.2.1
Číslo UN / číslo látky	Pojmenování a popis	Třída	Obalová skupina	Bezpečnostní značka	Zvláštní ustanovení	Omezená a vyňatá množství	Přeprava schválená	Požadovaná výbava	Větrání	Opatření během naložky / vykládky / přepravy	Počet kuželů / světel	Dodatečné požadavky / poznámky	
0483	CYKLOTRIMETHYLENTRINITRAMIN (CYKLONIT; HEXOGEN; RDX), ZNECITLIVĚNÝ	1	1.1D	1		0	E0		PP	LO01, HA01, HA02, HA03	3		
0484	CYKLOTETRAMETHYLENTRINITRAMIN (OKTOGEN; HMX), ZNECITLIVĚNÝ	1	1.1D	1		0	E0		PP	LO01, HA01, HA02, HA03	3		
0485	LÁTKY VÝBUŠNÉ, J.N.	1	1.4G	1.4	178 274	0	E0		PP	LO01, HA01, HA03	1		
0486	PŘEDMĚTY VÝBUŠNÉ, VELMI NECITLIVÉ (PŘEDMĚTY EEI)	1	1.6N	1.6		0	E0		PP	LO01, HA01, HA03	3		
0487	PROSTŘEDKY SIGNÁLNÍ, DÝMOVÉ	1	1.3G	1		0	E0		PP	LO01, HA01, HA03	3		
0488	MUNICE, CVIČNÁ	1	1.3G	1		0	E0		PP	LO01, HA01, HA03	3		
0489	DINITROGLYKOLURIL (DINGU)	1	1.1D	1		0	E0		PP	LO01, HA01, HA02, HA03	3		
0490	OXYNITROTRIAZOL (ONTA)	1	1.1D	1		0	E0		PP	LO01, HA01, HA02, HA03	3		
0491	SLOŽE HNACÍ	1	1.4C	1.4		0	E0		PP	LO01, HA01, HA03	1		
0492	TRÁSKAVKY, ŽELEZNIČNÍ	1	1.3G	1		0	E0		PP	LO01, HA01, HA03	3		
0493	TRÁSKAVKY, ŽELEZNIČNÍ	1	1.4G	1.4		0	E0		PP	LO01, HA01, HA03	1		
0494	NÁLOŽE, KUMULATIVNÍ, PERFORAČNÍ, pro ropné vrty, bez rozbušky	1	1.4D	1.4		0	E0		PP	LO01, HA01, HA03	1		
0495	POHONNÁ HMOTA, KAPALNÁ	1	1.3C	1	224	0	E0		PP	LO01, HA01, HA03	3		
0496	OKTONAL	1	1.1D	1		0	E0		PP	LO01, HA01, HA02, HA03	3		
0497	POHONNÁ HMOTA, KAPALNÁ	1	1.1C	1	224	0	E0		PP	LO01, HA01, HA02, HA03	3		
0498	POHONNÁ HMOTA, TUHÁ	1	1.1C	1		0	E0		PP	LO01, HA01, HA02, HA03	3		

(1)	(2)	(3)	(4)	(5)	(6)	(7a)	(7b)	(8)	(9)	(10)	(11)	(12)	(13)
Číslo UN / číslo látky	Pojmenování a popis 3.1.2	Třída 2.2	Klasifikační kód 2.2	Obalová skupina 2.1.1.3	Bezpečnostní značka 5.2.2	Zvláštní ustanovení 3.3	Omezená a vyňatá množství 3.4 / 3.5.1.2	Přeprava schválená 3.2.1	Požadovaná výbava 8.1.5	Větrání 7.1.6	Opatření během naložky / vykládky / přepravy 7.1.6	Počet kuželů / světel 7.1.5	Dodatečné požadavky / poznámky 3.2.1
0499	POHONNÁ HMOTA, TUHÁ	1	1.3C		1		0	E0	PP		LO01, HA01, HA03	3	
0500	ROZBUŠKOVÉ SESTAVY, NEELEKTRICKÉ, pro trhací práce	1	1.4S		1.4	347	0	E0	PP		LO01, HA01, HA03	0	
0501	POHONNÁ HMOTA, TUHÁ	1	1.4C		1.4		0	E0	PP		LO01, HA01, HA03	1	
0502	RAKETY, s inertní hlavicí	1	1.2C		1		0	E0	PP		LO01, HA01, HA03	3	
0503	PROSTŘEDKY ZÁCHRANNÉ, PYROTECHNICKÉ	1	1.4G		1.4	235 289	0	E0	PP		LO01, HA01, HA03	1	
0504	1H-TETRAZOL	1	1.1D		1		0	E0	PP		LO01, HA01, HA02, HA03	3	
0505	PROSTŘEDKY SIGNALNÍ, TÍŠŇOVÉ, lodní	1	1.4G		1.4		0	E0	PP		LO01, HA01, HA03	1	
0506	PROSTŘEDKY SIGNALNÍ, TÍŠŇOVÉ, lodní	1	1.4S		1.4		0	E0	PP		LO01, HA01, HA03	0	
0507	PROSTŘEDKY SIGNALNÍ, DÝMOVÉ	1	1.4S		1.4		0	E0	PP		LO01, HA01, HA03	0	
0508	1-HYDROXYBENZOTRIAZOL, BEZVODÝ, suchý nebo vlhčený méně než 20 % hm.	1	1.3C		1		0	E0	PP		LO01, HA01, HA03	3	
0509	PRACH, BEZDÝMNÝ	1	1.4C		1.4		0	E0	PP		LO01, HA01, HA03	1	
0510	RAKETOVÉ MOTORY	1	1.4C		1.4		0	E0	PP		LO01, HA01, HA03	1	
1001	ACETYLÉN, ROZPUŠTĚNÝ	2	4F		2.1	662	0	E0	PP, EX, A	VE01		1	
1002	VZDUCH, STLAČENÝ	2	1A		2.2	655 660 662	120 ml	E1	PP			0	
1003	VZDUCH, HLUBOCE ZCHLAZENÝ, KAPALNÝ	2	3C		2.2+5.1		0	E0	PP			0	
1005	AMONIAK (ČPAVEK), BEZVODÝ	2	2TC		2.3+8	23 379	0	E0	PP, EP, TOX, A	VE02		2	

(1)	(2)	(3)	(4)	(5)	(6)	(7a)	(7b)	(8)	(9)	(10)	(11)	(12)	(13)
Číslo UN / číslo látky	Pojmenování a popis 3.1.2	2.2	2.2	2.1.1.3	5.2.2	3.3	3.4 / 3.5.1.2	3.2.1	8.1.5	7.1.6	7.1.6	7.1.5	3.2.1
		Třída	Klasifikační kód	Obalová skupina	Bezpečnostní značka	Zvláštní ustanovení	Omezená a vyňatá množství	Přeprava schválená	Požadovaná výbava	Větrání	Opatření během naložky / vykládky / přepravy	Počet kuželů / světel	Dodatečné požadavky / poznámky
1006	ARGON, STLAČENÝ	2	1A		2.2	653 660 662 378	120 ml E1		PP			0	
1008	FLUORID BORITÝ	2	2TC		2.3+8	373	0 E0		PP, EP, TOX, A	VE02		2	
1009	BROMTRIFLUORMETHAN (PLYN JAKO CHLADICÍ PROSTŘEDEK R 13B1)	2	2A		2.2	662	120 ml E1		PP			0	
1010	BUTADIENY, STABILIZOVANÉ nebo BUTADIENY, SMĚS S UHLOVODÍKEM, které mají při 70 °C tenzi par nepřesahující 1,1 MPa (11 bar) a jejichž hustota při 50 °C není nižší než 0,525 kg/l	2	2F		2.1	386 618 662	0 E0	T	PP, EX, A	VE01		1	
1011	BUTAN	2	2F		2.1	392 657 662 674	0 E0	T	PP, EX, A	VE01		1	
1012	BUTENY, SMĚS nebo 1-BUTEN nebo 2-BUTEN cis nebo 2-BUTEN trans	2	2F		2.1	662	0 E0	T	PP, EX, A	VE01		1	
1013	OXID UHLÍČITÝ	2	2A		2.2	584 653 660 662 378	120 ml E1		PP			0	
1016	OXID UHELNATÝ, STLAČENÝ	2	1TF		2.3+2.1		0 E0		PP, EP, EX, TOX, A	VE01		2	
1017	CHLÓR	2	2TOC		2.3+5.1+8		0 E0		PP, EP, TOX, A	VE02		2	
1018	CHLORDIFLUORMETHAN (PLYN JAKO CHLADICÍ PROSTŘEDEK R 22)	2	2A		2.2	662	120 ml E1		PP			0	
1020	CHLORPENTAFLUORETHAN (PLYN JAKO CHLADICÍ PROSTŘEDEK R 115)	2	2A		2.2	662	120 ml E1	T	PP			0	



(1)	(2)	(3)	(4)	(5)	(6)	(7a)	(7b)	(8)	(9)	(10)	(11)	(12)	(13)
Číslo UN / číslo látky	Pojmenování a popis 3.1.2	2.2	2.2	2.1.1.3	5.2.2	3.3	3.4 / 3.5.1.2	3.2.1	8.1.5	7.1.6	Opatření během nakládky / vykládky / přepravy	7.1.5	Dodatečné požadavky / poznámky 3.2.1
1021	1-CHLOR-1,2,2,2-TETRAFLUORETHAN (PLYN JAKO CHLADICÍ PROSTŘEDEK R 124)	2	2A		2.2	662	120 ml	E1	PP			0	
1022	CHLORTRIFLUORMETHAN (PLYN JAKO CHLADICÍ PROSTŘEDEK R 13)	2	2A		2.2	662	120 ml	E1	PP			0	
1023	SVITÍ PLYN, STLAČENÝ	2	1TF		2.3+2.1		0	E0	PP, EP, EX, TOX, A	VE01		2	
1026	DIKYAN	2	2TF		2.3+2.1		0	E0	PP, EP, EX, TOX, A	VE01		2	
1027	CYKLOPROPAN	2	2F		2.1	662	0	E0	PP, EX, A	VE01		1	
1028	DICHLORDIFLUORMETHAN (PLYN JAKO CHLADICÍ PROSTŘEDEK R 12)	2	2A		2.2	662	120 ml	E1	PP			0	
1029	DICHLORFLUORMETHAN (PLYN JAKO CHLADICÍ PROSTŘEDEK R 21)	2	2A		2.2	662	120 ml	E1	PP			0	
1030	1,1-DIFLUORETHAN (PLYN JAKO CHLADICÍ PROSTŘEDEK R 152a)	2	2F		2.1	662	0	E0	PP, EX, A	VE01		1	
1032	DIMETHYLAMIN, BEZVODÝ	2	2F		2.1	662	0	E0	PP, EX, A	VE01		1	
1033	DIMETHYLETHER	2	2F		2.1	662	0	E0	PP, EX, A	VE01		1	
1035	ETHAN	2	2F		2.1	662	0	E0	PP, EX, A	VE01		1	
1036	ETHYLAMIN	2	2F		2.1	662	0	E0	PP, EX, A	VE01		1	
1037	CHLORETHAN (ETHYLCHLORID)	2	2F		2.1	662	0	E0	PP, EX, A	VE01		1	
1038	ETHYLEN, HLUBOCE ZCHLAZENÝ, KAPALNÝ	2	3F		2.1		0	E0	PP, EX, A	VE01		1	
1039	ETHYLMETHYLETHER	2	2F		2.1	662	0	E0	PP, EX, A	VE01		1	

(1)	(2)	(3)	(4)	(5)	(6)	(7a)	(7b)	(8)	(9)	(10)	(11)	(12)	(13)
Číslo UN / číslo látky	Pojmenování a popis 3.1.2	2.2	2.2	2.1.1.3	5.2.2	3.3	3.4 / 3.5.1.2	3.2.1	8.1.5	7.1.6	7.1.6	7.1.5	3.2.1
		Třída	Klasifikační kód	Obalová skupina	Bezpečnostní značka	Zvláštní ustanovení	Omezená a vyňatá množství	Přeprava schválená	Požadovaná výbava	Větrání	Opatření během naložky / vykládky / přepravy	Počet kuželů / světel	Dodatečné požadavky / poznámky
1040	ETHYLENOXID	2	2TF		2.3+2.1	342	0	E0	PP, EP, EX, TOX, A	VE01 VE02		2	
1040	ETHYLENOXID S DUSÍKEM, až do nejvýše přípustného celkového tlaku 1 MPa (10 bar) při 50 °C	2	2TF		2.3+2.1	342	0	E0	PP, EP, EX, TOX, A	VE01 VE02		2	
1041	ETHYLENOXID A OXID UHLÍČITÝ, SMĚS, s více než 9 %, ale nejvýše 87 % ethylenoxidu	2	2F		2.1	662	0	E0	PP, EX, A	VE01		1	
1043	HNOJIVO V ROZTOKU s volným čpavkem	2	4A		2.2			E0	PP			0	
1044	PŘÍSTROJE HASÍCÍ se stlačeným nebo zkapalněným plynem	2	6A		2.2	225 594	120 ml	E0	PP			0	
1045	FLUOR, STLAČENÝ	2	1TOC		2.3+5.1+8		0	E0	PP, EP, TOX, A	VE02		2	
1046	HELIUM, STLAČENÉ	2	1A		2.2	653 660 662 378	120 ml	E1	PP			0	
1048	BROMOVODÍK, BEZVODÝ	2	2TC		2.3+8		0	E0	PP, EP, TOX, A	VE02		2	
1049	VODÍK, STLAČENÝ	2	1F		2.1	392 662	0	E0	PP, EX, A	VE01		1	
1050	CHLOROVODÍK, BEZVODÝ	2	2TC		2.3+8		0	E0	PP, EP, TOX, A	VE02		2	
1051	KYANOVODÍK, STABILIZOVANÝ méně než 3 % vody	6.1	TF1	I	6.1+3	603 802 386	0	E0	PP, EP, EX, TOX, A	VE01 VE02		2	
1052	FLUOROVODÍK, BEZVODÝ	8	CT1	I	8+6.1	802	0	E0	PP, EP, TOX, A	VE02		2	
1053	SIROVODÍK	2	2TF		2.3+2.1		0	E0	PP, EP, EX, TOX, A	VE01 VE02		2	
1055	ISOBUTEN	2	2F		2.1	662	0	E0	PP, EX, A	VE01		1	

(1)	(2)	(3)	(4)	(5)	(6)	(7a)	(7b)	(8)	(9)	(10)	(11)	(12)	(13)
Číslo UN / číslo látky	Pojmenování a popis 3.1.2	2.2	2.2	2.1.1.3	5.2.2	3.3	3.4 / 3.5.1.2	3.2.1	8.1.5	7.1.6	7.1.6	7.1.5	3.2.1
		Třída	Klasifikační kód	Obalová skupina	Bezpečnostní značka	Zvláštní ustanovení	Omezená a vyňatá množství	Přeprava schválená	Požadovaná výbava	Větrání	Opatření během naložky / vykládky / přepravy	Počet kuželů / světel	Dodatečné požadavky / poznámky
1056	KRYPTON, STLAČENÝ	2	1A		2.2	660 662 378	120 ml E1		PP			0	
1057	ZAPALOVAČE s hořlavým plynem nebo NÁDOBKY S NÁPLNÍ DO ZAPALOVAČŮ s hořlavým plynem	2	6F		2.1	201 654 658	0 E0		PP, EX, A	VE01		1	
1058	PLYN Y ZKAPALNĚNĚ, nehořlavé, překryté dusíkem, oxidem uhličitým nebo vzduchem	2	2A		2.2	660 662	120 ml E1		PP			0	
1060	METHYLACETYLEN A PROPADIEN, SMĚS, STABILIZOVANÁ (směs P1 nebo směs P2)	2	2F		2.1	386 581 662	0 E0		PP, EX, A	VE01		1	
1061	METHYLAMIN, BEZVODÝ	2	2F		2.1	662	0 E0		PP, EX, A	VE01		1	
1062	BROMMETHAN (METHYLBROMID), s nejvýše 2 % chlorpikrinu	2	2T		2.3	23	0 E0		PP, EP, TOX, A	VE02		2	
1063	CHLORMETHAN (METHYLCHLORID) (PLYN JAKO CHLADICÍ PROSTŘEDEK R 40)	2	2F		2.1	662	0 E0	T	PP, EX, A	VE01		1	
1064	METHANTHIOL (METHYLMERKAPTAN)	2	2TF		2.3+2.1		0 E0		PP, EP, EX, TOX, A	VE01, VE02		2	
1065	NEON, STLAČENÝ	2	1A		2.2	660 662 378	120 ml E1		PP			0	
1066	DUSÍK, STLAČENÝ	2	1A		2.2	378 653 660 662	120 ml E1		PP			0	
1067	OXID DUSÍČITÝ	2	2TOC		2.3+5.1+8		0 E0		PP, EP, TOX, A	VE02		2	
1069	CHLORID NITROSYLU (NITROSYLCHLORID)	2	2TC		2.3+8		0 E0		PP, EP, TOX, A	VE02		2	

(1)	(2)	(3)	(4)	(5)	(6)	(7a)	(7b)	(8)	(9)	(10)	(11)	(12)	(13)
Číslo UN / číslo látky	Pojmenování a popis 3.1.2	2.2	2.2	2.1.1.3	5.2.2	3.3	3.4 / 3.5.1.2	3.2.1	8.1.5	7.1.6	7.1.6	7.1.5	3.2.1
		Třída	Klasifikační kód	Obalová skupina	Bezpečnostní značka	Zvláštní ustanovení	Omezená a vyňatá množství	Přeprava schválená	Požadovaná výbava	Větrání	Opatření během naložky / vykládky / přepravy	Počet kuželů / světel	Dodatečné požadavky / poznámky
1070	OXID DUSNÝ (RAJSKÝ PLYN)	2	2O		2.2+5.1	584 662	0	E0	PP			0	
1071	PLYN ROPNÝ, STLAČENÝ	2	1TF		2.3+2.1		0	E0	PP, EP, EX, TOX, A	VE01		2	
1072	KYSLÍK, STLAČENÝ	2	1O		2.2+5.1	355 655 662	0	E0	PP			0	
1073	KYSLÍK, HLUBOCE ZCHLAZENÝ, KAPALNÝ	2	3O		2.2+5.1		0	E0	PP			0	
1075	PLYN ROPNÝ, ZKAPALNĚNÝ	2	2F		2.1	274 392 583 639 662 674	0	E0	PP, EX, A	VE01		1	
1076	FOSGEN	2	2TC		2.3+8		0	E0	PP, EP, TOX, A	VE02		2	
1077	PROPEN	2	2F		2.1	662	0	E0	PP, EX, A	VE01		1	
1078	PLYN JAKO CHLADICÍ PROSTŘEDEK, J.N. (směs F1, směs F2 nebo směs F3)	2	2A		2.2	274 582 662	120 ml	E1	PP			0	
1079	OXID SIŘIČITÝ	2	2TC		2.3+8		0	E0	PP, EP, TOX, A	VE02		2	
1080	FLUORID SIŘOVÝ	2	2A		2.2	662	120 ml	E1	PP			0	
1081	TETRAFLUORETHYLEN, STABILIZOVANÝ	2	2F		2.1	662 386	0	E0	PP, EX, A	VE01		1	
1082	CHLORTRIFLUORETHYLEN, STABILIZOVANÝ (PLYN JAKO CHLADICÍ PROSTŘEDEK R113)	2	2TF		2.3+2.1	386	0	E0	PP, EP, EX, TOX, A	VE01		2	
1083	TRIMETHYLAMIN, BEZVODÝ	2	2F		2.1	662	0	E0	PP, EX, A	VE01		1	

(1)	(2)	(3)	(4)	(5)	(6)	(7a)	(7b)	(8)	(9)	(10)	(11)	(12)	(13)
	3.1.2	2.2	2.1.1.3	5.2.2	3.3	3.4 / 3.5.1.2	3.2.1	8.1.5	7.1.6		7.1.6	7.1.5	3.2.1
Číslo UN / číslo látky	Pojmenování a popis	Třída	Obalová skupina	Bezpečnostní značka	Zvláštní ustanovení	Omezená a vyňatá množství	Přeprava schválená	Požadovaná výbava	Větrání		Opatření během naložky / vykládky / přepravy	Počet kuželů / světel	Dodatečné požadavky / poznámky
1085	VINYLBROMID, STABILIZOVANÝ	2	2F	2.1	662 386	0 E0		PP, EX, A	VE01			1	
1086	VINYLCHLORID, STABILIZOVANÝ	2	2F	2.1	662 386	0 E0	T	PP, EX, A	VE01			1	
1087	VINYLMETHYLETHER, STABILIZOVANÝ	2	2F	2.1	662 386	0 E0		PP, EX, A	VE01			1	
1088	ACETAL	3	II	3		1 L E2	T	PP, EX, A	VE01			1	
1089	ACETALDEHYD	3	I	3		0 E0	T	PP, EX, A	VE01			1	
1090	ACETON	3	II	3		1 L E2	T	PP, EX, A	VE01			1	
1091	ACETONOVÉ OLEJE	3	II	3		1 L E2		PP, EX, A	VE01			1	
1092	AKROLEIN, STABILIZOVANÝ	6.1	I	6.1+3	354 802 386	0 E0	T	PP, EP, EX, TOX, A	VE01			2	
1093	AKRYLONITRIL, STABILIZOVANÝ	3	I	3+6.1	802 386	0 E0	T	PP, EP, EX, TOX, A	VE01			2	
1098	ALLYLALKOHOL	6.1	I	6.1+3	354 802	0 E0	T	PP, EP, EX, TOX, A	VE01			2	
1099	ALLYLBROMID	3	I	3+6.1	802	0 E0		PP, EP, EX, TOX, A	VE01			2	
1100	ALLYLCHLORID	3	I	3+6.1	802	0 E0	T	PP, EP, EX, TOX, A	VE01			2	
1104	AMYLACETÁTY	3	III	3		5 L E1		PP, EX, A	VE01			0	
1105	PENTANOLY	3	II	3		1 L E2		PP, EX, A	VE01			1	

(1)	(2)	(3)	(4)	(5)	(6)	(7a)	(7b)	(8)	(9)	(10)	(11)	(12)	(13)
Číslo UN / číslo látky	Pojmenování a popis 3.1.2	2.2 Třída	2.2 Klasifikační kód	2.1.1.3 Obalová skupina	5.2.2 Bezpečnostní značka	3.3 Zvláštní ustanovení	3.4 / 3.5.1.2 Omezená a vyňatá množství	3.2.1 Přeprava schválená	8.1.5 Požadovaná výbava	7.1.6 Větrání	7.1.6 Opatření během naložky / vykládky / přepravy	7.1.5 Počet kuželů / světel	3.2.1 Dodatečné požadavky / poznámky
1105	PENTANOLY	3	F1	III	3		5 L E1	T	PP, EX, A VE01			0	
1106	AMYLAMIN	3	FC	II	3+8		1 L E2	T	PP, EP, EX, A VE01			1	
1106	AMYLAMIN	3	FC	III	3+8		5 L E1		PP, EP, EX, A VE01			0	
1107	AMYLCHLORID	3	F1	II	3		1 L E2	T	PP, EX, A VE01			1	
1108	1-PENTEN (n-AMYLEN)	3	F1	I	3		0 E3	T	PP, EX, A VE01			1	
1109	AMYLFORMIÁTY	3	F1	III	3		5 L E1		PP, EX, A VE01			0	
1110	n-AMYL METHYLKETON	3	F1	III	3		5 L E1		PP, EX, A VE01			0	
1111	AMYLMERKAPTAN	3	F1	II	3		1 L E2		PP, EX, A VE01			1	
1112	AMYLNITRÁT	3	F1	III	3		5 L E1		PP, EX, A VE01			0	
1113	AMYLNITRIT	3	F1	II	3		1 L E2		PP, EX, A VE01			1	
1114	BENZEN	3	F1	II	3		1 L E2	T	PP, EX, A VE01			1	
1120	BUTANOLY	3	F1	II	3		1 L E2	T	PP, EX, A VE01			1	
1120	BUTANOLY	3	F1	III	3		5 L E1	T	PP, EX, A VE01			0	
1123	BUTYLACETÁTY	3	F1	II	3		1 L E2	T	PP, EX, A VE01			1	
1123	BUTYLACETÁTY	3	F1	III	3		5 L E1	T	PP, EX, A VE01			0	
1125	n-BUTYLAMIN	3	FC	II	3+8		1 L E2	T	PP, EP, EX, A VE01			1	

(1)	(2)	(3)	(4)	(5)	(6)	(7a)	(7b)	(8)	(9)	(10)	(11)	(12)	(13)
Číslo UN / číslo látky	Pojmenování a popis 3.1.2	2.2 Třída	2.2 Klasifikační kód	2.1.1.3 Obalová skupina	5.2.2 Bezpečnostní značka	3.3 Zvláštní ustanovení	3.4 / 3.5.1.2 Omezená a vyňatá množství	3.2.1 Přeprava schválená	8.1.5 Požadovaná výbava	7.1.6 Větrání	7.1.6 Opatření během naložky / vykládky / přepravy	7.1.5 Počet kuželů / světel	3.2.1 Dodatečné požadavky / poznámky
1126	1-BROMBUTAN	3	F1	II	3		1 L E2		PP, EX, A VE01			1	
1127	CHLORBUTANY	3	F1	II	3		1 L E2	T	PP, EX, A VE01			1	
1128	n-BUTYLFORMIÁT	3	F1	II	3		1 L E2		PP, EX, A VE01			1	
1129	BUTYRALDEHYD	3	F1	II	3		1 L E2	T	PP, EX, A VE01			1	
1130	OLEJ KAFROVÝ	3	F1	III	3		5 L E1		PP, EX, A VE01			0	
1131	SIROUHLIK	3	FT1	I	3+6.1	802	0 E0	T	PP, EP, VE01 EX, TOX, A VE02			2	
1133	LEPIDLA s hořlavou kapalnou látkou	3	F1	I	3		500 ml E3		PP, EX, A VE01			1	
1133	LEPIDLA s hořlavou kapalnou látkou (tenze par při 50 °C je vyšší než 110 kPa)	3	F1	II	3	640C	5 L E2		PP, EX, A VE01			1	
1133	LEPIDLA s hořlavou kapalnou látkou (tenze par při 50 °C nepřevyšuje 110 kPa)	3	F1	II	3	640D	5 L E2		PP, EX, A VE01			1	
1133	LEPIDLA s hořlavou kapalnou látkou	3	F1	III	3		5 L E1		PP, EX, A VE01			0	
1133	LEPIDLA s hořlavou kapalnou látkou (s bodem vzplanutí pod 23 °C a viskozitou podle 2.2.3.1.4) (tenze par při 50 °C je vyšší než 110 kPa)	3	F1	III	3		5 L E1		PP, EX, A VE01			0	
1133	LEPIDLA s hořlavou kapalnou látkou (s bodem vzplanutí pod 23 °C a viskozitou podle 2.2.3.1.4) (tenze par při 50 °C nepřesahuje 110 kPa)	3	F1	III	3		5 L E1		PP, EX, A VE01			0	
1134	CHLORBENZEN	3	F1	III	3		5 L E1	T	PP, EX, A VE01			0	

(1)	(2)	(3)		(4)	(5)	(6)	(7a)	(7b)	(8)	(9)	(10)	(11)	(12)	(13)
	3.1.2	2.2	2.2	2.1.1.3	5.2.2	3.3	3.4 / 3.5.1.2	3.2.1	8.1.5	7.1.6		7.1.6	7.1.5	3.2.1
Číslo UN / číslo látky	Pojmenování a popis	Třída	Klasifikační kód	Obalová skupina	Bezpečnostní značka	Zvláštní ustanovení	Omezená a vyňatá množství	Přeprava schválená	Požadovaná výbava	Větrání	Opatření během nakládky / vykládky / přepravy	Počet kuželů / světel	Dodatečné požadavky / poznámky	
1135	ETHYLENCHLORHYDRIN	6.1	TF1	I	6.1+3	354 802	0	E0	T	PP, EP, EX, TOX, A	VE01	2		
1136	OLEJE DEHTOVÉ, HOŘLAVÉ	3	F1	II	3		1 L	E2		PP, EX, A	VE01	1		
1136	OLEJE DEHTOVÉ, HOŘLAVÉ	3	F1	III	3		5 L	E1		PP, EX, A	VE01	0		
1139	OCHRANNÝ NÁTĚR, ROZTOK (včetně povrchových úprav nebo nátěrů používaných k průmyslovým nebo jiným účelům, jako jsou základní nátěry karoserií vozidel nebo vnitřní nátěry sudů)	3	F1	I	3		500 ml	E3		PP, EX, A	VE01	1		
1139	OCHRANNÝ NÁTĚR, ROZTOK (včetně povrchových úprav nebo nátěrů používaných k průmyslovým nebo jiným účelům, jako jsou základní nátěry karoserií vozidel nebo vnitřní nátěry sudů) (tenze par při 50 °C je vyšší než 110 kPa)	3	F1	II	3	640C	5 L	E2		PP, EX, A	VE01	1		
1139	OCHRANNÝ NÁTĚR, ROZTOK (včetně povrchových úprav nebo nátěrů používaných k průmyslovým nebo jiným účelům, jako jsou základní nátěry karoserií vozidel nebo vnitřní nátěry sudů) (tenze par při 50 °C nepřesahuje 110 kPa)	3	F1	II	3	640D	5 L	E2		PP, EX, A	VE01	1		
1139	OCHRANNÝ NÁTĚR, ROZTOK (včetně povrchových úprav nebo nátěrů používaných k průmyslovým nebo jiným účelům, jako jsou základní nátěry karoserií vozidel nebo vnitřní nátěry sudů)	3	F1	III	3		5 L	E1		PP, EX, A	VE01	0		



(1)	(2)	(3)	(4)	(5)	(6)	(7a)	(7b)	(8)	(9)	(10)	(11)	(12)	(13)
	3.1.2	2.2	2.2	5.2.2	3.3	3.4 / 3.5.1.2	3.2.1	8.1.5	7.1.6	7.1.5	3.2.1		
Číslo UN / číslo látky	Pojmenování a popis	Třída	Klasifikační kód	Obalová skupina	Bezpečnostní značka	Zvláštní ustanovení	Omezená a vyňatá množství	Přeprava schválená	Požadovaná výbava	Větrání	Opatření během naložky / vykládky / přepravy	Počet kuželů / světel	Dodatečné požadavky / poznámky
1139	OCHRANNÝ NÁTĚR, ROZTOK (včetně povrchových úprav nebo nátěrů používaných k průmyslovým nebo jiným účelům, jako jsou základní nátěry karoserií vozidel nebo vnitřní nátěry sudů) (s bodem vzplanutí pod 23 °C a viskozitou podle 2.2.3.1.4) (tenze par při 50 °C je vyšší než 110 kPa)	3	F1	III	3		5 L E1		PP, EX, A	VE01		0	
1139	OCHRANNÝ NÁTĚR, ROZTOK (včetně povrchových úprav nebo nátěrů používaných k průmyslovým nebo jiným účelům, jako jsou základní nátěry karoserií vozidel nebo vnitřní nátěry sudů) (s bodem vzplanutí pod 23 °C a viskozitou podle 2.2.3.1.4) (tenze par při 50 °C nepřesahuje 110 kPa)	3	F1	III	3		5 L E1		PP, EX, A	VE01		0	
1143	KROTONALDEHYD nebo KROTONALDEHYD, STABILIZOVANÝ	6.1	TF1	I	6.1+3	324 354 386 802	0 E0	T	PP, EP, EX, TOX, A	VE01 VE02		2	
1144	KROTONYLEN	3	F1	I	3		0 E3		PP, EX, A	VE01		1	
1145	CYKLOHEXAN	3	F1	II	3		1 L E2	T	PP, EX, A	VE01		1	
1146	CYKLOPENTAN	3	F1	II	3		1 L E2	T	PP, EX, A	VE01		1	
1147	DEKAHYDRONAFTELEN	3	F1	III	3		5 L E1		PP, EX, A	VE01		0	
1148	DIACETONALKOHOL	3	F1	II	3		1 L E2		PP, EX, A	VE01		1	
1148	DIACETONALKOHOL	3	F1	III	3		5 L E1	T	PP, EX, A	VE01		0	
1149	DIBUTYLETHERY	3	F1	III	3		5 L E1		PP, EX, A	VE01		0	

(1)	(2)	(3)	(4)	(5)	(6)	(7a)	(7b)	(8)	(9)	(10)	(11)	(12)	(13)
Číslo UN / číslo látky	Pojmenování a popis 3.1.2	Třída 2.2	Klasifikační kód 2.2	Obalová skupina 2.1.1.3	Bezpečnostní značka 5.2.2	Zvláštní ustanovení 3.3	Omezená a vyňatá množství 3.4 / 3.5.1.2	Přeprava schválená 3.2.1	Požadovaná výbava 8.1.5	Větrání 7.1.6	Opatření během nakládky / vykládky / přepravy 7.1.6	Počet kuželů / světel 7.1.5	Dodatečné požadavky / poznámky 3.2.1
1150	1,2-DICHLORETHYLEN	3	F1	II	3		1 L E2	T	PP, EX, A	VE01		1	
1152	DICHLORPENTANY	3	F1	III	3		5 L E1		PP, EX, A	VE01		0	
1153	ETHYLENGLYKOLDIETHYLETER	3	F1	II	3		1 L E2	T	PP, EX, A	VE01		1	
1153	ETHYLENGLYKOLDIETHYLETER	3	F1	III	3		5 L E1	T	PP, EX, A	VE01		0	
1154	DIETHYLAMIN	3	FC	II	3+8		1 L E2	T	PP, EP, EX, A	VE01		1	
1155	DIETHYLETER (ETHYLETER)	3	F1	I	3		0 E3	T	PP, EX, A	VE01		1	
1156	DIETHYLKETON	3	F1	II	3		1 L E2		PP, EX, A	VE01		1	
1157	DIISOBUTYLKETON	3	F1	III	3		5 L E1	T	PP, EX, A	VE01		0	
1158	DIISOPROPYLAMIN	3	FC	II	3+8		1 L E2		PP, EP, EX, A	VE01		1	
1159	DIISOPROPYLETER	3	F1	II	3		1 L E2	T	PP, EX, A	VE01		1	
1160	DIMETHYLAMIN, VODNÝ ROZTOK	3	FC	II	3+8		1 L E2	T	PP, EP, EX, A	VE01		1	
1161	DIMETHYLKARBONÁT	3	F1	II	3		1 L E2		PP, EX, A	VE01		1	
1162	DIMETHYLDICHLORSILAN	3	FC	II	3+8		0 E0		PP, EP, EX, A	VE01		1	
1163	DIMETHYLHYDRAZIN, ASYMETRICKÝ	6.1	TFC	I	6.1+3+8	354 802	0 E0	T	PP, EP, EX, TOX, A	VE01 VE02		2	
1164	DIMETHYLSULFID	3	F1	II	3		1 L E2		PP, EX, A	VE01		1	
1165	DIOXAN	3	F1	II	3		1 L E2	T	PP, EX, A	VE01		1	

(1)	(2)	(3)	(4)	(5)	(6)	(7a)	(7b)	(8)	(9)	(10)	(11)	(12)	(13)
Číslo UN / číslo látky	Pojmenování a popis 3.1.2	2.2 Třída	2.2 Klasifikační kód	2.1.1.3 Obalová skupina	5.2.2 Bezpečnostní značka	3.3 Zvláštní ustanovení	3.4 / 3.5.1.2 Omezená a vyňatá množství	3.2.1 Přeprava schválená	8.1.5 Požadovaná výbava	7.1.6 Větrání	7.1.6 Opatření během nakládky / vykládky / přepravy	7.1.5 Počet kuželů / světel	3.2.1 Dodatečné požadavky / poznámky
1166	DIOXOLAN	3	F1	II	3		1 L E2		PP, EX, A	VE01		1	
1167	DIVINYLETHER, STABILIZOVANÝ	3	F1	I	3	386	0 E3	T	PP, EX, A	VE01		1	
1169	EXTRAKTY AROMATICKÉ, KAPALNÉ (tenze par při 50 °C je vyšší než 110 kPa)	3	F1	II	3	601 640C	5 L E2		PP, EX, A	VE01		1	
1169	EXTRAKTY AROMATICKÉ, KAPALNÉ (tenze par při 50 °C nepřesahuje 110 kPa)	3	F1	II	3	601 640D	5 L E2		PP, EX, A	VE01		1	
1169	EXTRAKTY AROMATICKÉ, KAPALNÉ	3	F1	III	3	601	5 L E1		PP, EX, A	VE01		0	
1169	EXTRAKTY AROMATICKÉ, KAPALNÉ (s bodem vzplanutí pod 23 °C a viskozitou podle 2.2.3.1.4) (tenze par při 50 °C je vyšší než 110 kPa)	3	F1	III	3	601	5 L E1		PP, EX, A	VE01		0	
1169	EXTRAKTY AROMATICKÉ, KAPALNÉ (s bodem vzplanutí pod 23 °C a viskozitou podle 2.2.3.1.4) (tenze par při 50 °C nepřesahuje 110 kPa)	3	F1	III	3	601	5 L E1		PP, EX, A	VE01		0	
1170	ETHANOL (ETHYLALKOHOL) nebo ETHANOL, ROZTOK (ETHYLALKOHOL, ROZTOK)	3	F1	II	3	144 601	1 L E2	T	PP, EX, A	VE01		1	
1170	ETHANOL, ROZTOK (ETHYLALKOHOL, ROZTOK)	3	F1	III	3	144 601	5 L E1	T	PP, EX, A	VE01		0	
1171	ETHYLENGLYKOLMONOETHYLETHER	3	F1	III	3		5 L E1	T	PP, EX, A	VE01		0	
1172	ETHYLENGLYKOLMONOETHYLETHERAC ETÁT	3	F1	III	3		5 L E1	T	PP, EX, A	VE01		0	
1173	ETHYLACETÁT	3	F1	II	3		1 L E2	T	PP, EX, A	VE01		1	
1175	ETHYLBENZEN	3	F1	II	3		1 L E2	T	PP, EX, A	VE01		1	
1176	TRIETHYLBORÁT	3	F1	II	3		1 L E2		PP, EX, A	VE01		1	

(1)	(2)	(3)	(4)	(5)	(6)	(7a)	(7b)	(8)	(9)	(10)	(11)	(12)	(13)
	3.1.2	2.2	2.1.1.3	5.2.2	3.3	3.4 / 3.5.1.2	3.2.1	8.1.5	7.1.6	7.1.5	3.2.1		
Číslo UN / číslo látky	Pojmenování a popis	Třída	Klasifikační kód	Obalová skupina	Bezpečnostní značka	Zvláštní ustanovení	Omezená a vyňatá množství	Přeprava schválená	Požadovaná výbava	Větrání	Opatření během naložky / vykládky / přepravy	Počet kuželů / světel	Dodatečné požadavky / poznámky
1177	2-ETHYLBUTYLACETÁT	3	F1	III	3		5 L	E1	PP, EX, A	VE01		0	
1178	2-ETHYLBUTYRALDEHYD	3	F1	II	3		1 L	E2	PP, EX, A	VE01		1	
1179	ETHYLBUTYLETHER	3	F1	II	3		1 L	E2	PP, EX, A	VE01		1	
1180	ETHYLBUTYRÁT	3	F1	III	3		5 L	E1	PP, EX, A	VE01		0	
1181	ETHYLCHLORACETÁT	6.1	TF1	II	6.1+3	802	100 ml	E4	PP, EP, EX, TOX, A	VE01		2	
1182	ETHYLCHLORFORMIÁT	6.1	TFC	I	6.1+3+8	354 802	0	E0	PP, EP, EX, TOX, A	VE01		2	
1183	ETHYLDICHLORSILAN	4.3	WFC	I	4.3+3+8		0	E0	PP, EP, EX, A	VE01	HA08	1	
1184	ETHYLENDICHLORID	3	FT1	II	3+6.1	802	1 L	E2	PP, EP, EX, TOX, A	VE01		2	
1185	ETHYLENIMIN, STABILIZOVANÝ	6.1	TF1	I	6.1+3	354 802 386	0	E0	PP, EP, EX, TOX, A	VE01		2	
1188	ETHYLENGLYKOLMONOMETHYLETHER	3	F1	III	3		5 L	E1	PP, EX, A	VE01		0	
1189	ETHYLENGLYKOLMONOMETHYLETHERA CETÁT	3	F1	III	3		5 L	E1	PP, EX, A	VE01		0	
1190	ETHYLFORMIÁT	3	F1	II	3		1 L	E2	PP, EX, A	VE01		1	
1191	OKTYLALDEHYDY	3	F1	III	3		5 L	E1	PP, EX, A	VE01		0	
1192	ETHYLLAKTÁT	3	F1	III	3		5 L	E1	PP, EX, A	VE01		0	

(1)	(2)	(3)	(4)	(5)	(6)	(7a)	(7b)	(8)	(9)	(10)	(11)	(12)	(13)
Číslo UN / číslo látky	Pojmenování a popis 3.1.2	Třída 2.2	Klasifikační kód 2.2	Obalová skupina 2.1.1.3	Bezpečnostní značka 5.2.2	Zvláštní ustanovení 3.3	Omezená a vyňatá množství 3.4 / 3.5.1.2	Přeprava schválená 3.2.1	Požadovaná výbava 8.1.5	Větrání 7.1.6	Opatření během nakládky / vykládky / přepravy 7.1.6	Počet kuželů / světel 7.1.5	Dodatečné požadavky / poznámky 3.2.1
1193	ETHYLMETHYLKETON (METHYLETHYLKETON)	3	F1	II	3		1 L	T	PP, EX, A	VE01		1	
1194	ETHYLNITRIT, ROZTOK	3	FT1	I	3+6.1	802	0		PP, EP, EX, TOX, A	VE01 VE02		2	
1195	ETHYLPROPIONÁT	3	F1	II	3		1 L		PP, EX, A	VE01		1	
1196	ETHYLTRICHLORSILAN	3	FC	II	3+8		0		PP, EP, EX, A	VE01		1	
1197	EXTRAKTY OCHUCOVACÍ, KAPALNÉ (tenze par při 50 °C je vyšší než 110 kPa)	3	F1	II	3	601 640C	5 L		PP, EX, A	VE01		1	
1197	EXTRAKTY OCHUCOVACÍ, KAPALNÉ (tenze par při 50 °C nepřesahuje 110 kPa)	3	F1	II	3	601 640D	5 L		PP, EX, A	VE01		1	
1197	EXTRAKTY OCHUCOVACÍ, KAPALNÉ	3	F1	III	3	601	5 L		PP, EX, A	VE01		0	
1197	EXTRAKTY OCHUCOVACÍ, KAPALNÉ (s bodem vzplanutí pod 23 °C a viskozitou podle 2.2.3.1.4) (tenze par při 50 °C je vyšší než 110 kPa)	3	F1	III	3	601	5 L		PP, EX, A	VE01		0	
1197	EXTRAKTY OCHUCOVACÍ, KAPALNÉ (s bodem vzplanutí pod 23 °C a viskozitou podle 2.2.3.1.4) (tenze par při 50 °C nepřesahuje 110 kPa)	3	F1	III	3	601	5 L		PP, EX, A	VE01		0	
1198	FORMALDEHYD, ROZTOK, HOŘLAVÝ	3	FC	III	3+8		5 L	T	PP, EP, EX, A	VE01		0	
1199	FURALDEHYDY	6.1	TF1	II	6.1+3	802	100 ml		PP, EP, EX, TOX, A	VE01 VE02		2	
1201	PŘÍBOUDLINA	3	F1	II	3		1 L		PP, EX, A	VE01		1	
1201	PŘÍBOUDLINA	3	F1	III	3		5 L		PP, EX, A	VE01		0	

(1)	(2)	(3)	(4)	(5)	(6)	(7a)	(7b)	(8)	(9)	(10)	(11)	(12)	(13)
	3.1.2	2.2	2.1.1.3	5.2.2	3.3	3.4 / 3.5.1.2		3.2.1	8.1.5	7.1.6	7.1.6	7.1.5	3.2.1
Číslo UN / číslo látky	Pojmenování a popis	Třída	Obalová skupina	Bezpečnostní značka	Zvláštní ustanovení	Omezená a vyňatá množství		Přeprava schválená	Požadovaná výbava	Větrání	Opatření během naložky / vykládky / přepravy	Počet kuželů / světel	Dodatečné požadavky / poznámky
1202	PALIVO PRO VZNĚTOVÉ MOTORY nebo OLEJ PLYNOVÝ nebo OLEJ TOPNÝ (LEHKÝ), s bodem vzplanutí nepřesahujícím 60 °C	3	III	3	640K	5 L	E1	T	PP, EX, A	VE01		0	
1202	NAFTA MOTOROVÁ, vyhovující normě EN 590:2013 + A1:2017 nebo OLEJ PLYNOVÝ nebo OLEJ TOPNÝ (LEHKÝ), s bodem vzplanutí, specifikovaným v normě EN 590:2013 + A1:2017	3	III	3	640L	5 L	E1	T	PP, EX, A	VE01		0	
1202	PALIVO PRO VZNĚTOVÉ MOTORY nebo OLEJ PLYNOVÝ nebo OLEJ TOPNÝ (LEHKÝ), s bodem vzplanutí více než 60 °C ale méně než 100 °C	3	III	3	640M	5 L	E1	T	PP, EX, A	VE01		0	
1203	BENZIN nebo PALIVO PRO ZÁŽEHOVÉ MOTORY	3	II	3	243 534	1 L	E2	T	PP, EX, A	VE01		1	
1204	NITROGLYCERIN, ROZTOK V ALKOHOLU, s nejvýše 1 % nitroglycerinu	3	II	3	601	1 L	E0		PP, EX, A	VE01		1	
1206	HEPTANY	3	II	3		1 L	E2	T	PP, EX, A	VE01		1	
1207	HEXALDEHYD	3	III	3		5 L	E1		PP, EX, A	VE01		0	
1208	HEXANY	3	II	3		1 L	E2	T	PP, EX, A	VE01		1	
1210	BARVA TISKARSKÁ, hořlavá nebo LÁTKY POMOCNÉ K VÝROBĚ TISKARSKÝCH BAREV (včetně ředidel nebo rozpouštědel tiskářských barev), hořlavé	3	I	3	163 367	500 ml	E3		PP, EX, A	VE01		1	
1210	BARVA TISKARSKÁ, hořlavá nebo LÁTKY POMOCNÉ K VÝROBĚ TISKARSKÝCH BAREV (včetně ředidel nebo rozpouštědel tiskářských barev), hořlavé (tenze par při 50 °C je vyšší než 110 kPa)	3	II	3	163 367 640C	5 L	E2		PP, EX, A	VE01		1	

(1)	(2)	(3)	(4)	(5)	(6)	(7a)	(7b)	(8)	(9)	(10)	(11)	(12)	(13)
	3.1.2	2.2	2.2	2.1.1.3	5.2.2	3.3	3.4 / 3.5.1.2	3.2.1	8.1.5	7.1.6	7.1.6	7.1.5	3.2.1
Číslo UN / číslo látky	Pojmenování a popis	Třída	Klasifikační kód	Obalová skupina	Bezpečnostní značka	Zvláštní ustanovení	Omezená a vyňatá množství	Přeprava schválená	Požadovaná výbava	Větrání	Opatření během naložky / vykládky / přepravy	Počet kuželů / světel	Dodatečné požadavky / poznámky
1210	BARVA TISKARSKÁ, hořlavá nebo LÁTKY POMOCNÉ K VÝROBĚ TISKARSKÝCH BAREV (včetně ředidel a rozpouštědel tiskářských barev), hořlavé (tenze par při 50 °C nepřesahuje 110 kPa)	3	F1	II	3	163 367 640D	5 L E2		PP, EX, A	VE01		1	
1210	BARVA TISKARSKÁ, hořlavá nebo LÁTKY POMOCNÉ K VÝROBĚ TISKARSKÝCH BAREV (včetně ředidel a rozpouštědel tiskářských barev), hořlavé	3	F1	III	3	163 367	5 L E1		PP, EX, A	VE01		0	
1210	BARVA TISKARSKÁ, hořlavá nebo LÁTKY POMOCNÉ K VÝROBĚ TISKARSKÝCH BAREV (včetně ředidel nebo rozpouštědel tiskářských barev), hořlavé (s bodem vzplanutí pod 23 °C a viskozitou podle 2.2.3.1.4) (tenze par při 50 °C je vyšší než 110 kPa)	3	F1	III	3	163 367	5 L E1		PP, EX, A	VE01		0	
1210	BARVA TISKARSKÁ, hořlavá nebo LÁTKY POMOCNÉ K VÝROBĚ TISKARSKÝCH BAREV (včetně ředidel nebo rozpouštědel tiskářských barev), hořlavé (s bodem vzplanutí pod 23 °C a viskozitou podle 2.2.3.1.4) (tenze par při 50 °C nepřesahuje 110 kPa)	3	F1	III	3	163 367	5 L E1		PP, EX, A	VE01		0	
1212	ISOBUTANOL (ISOBUTYLALKOHOL)	3	F1	III	3		5 L E1	T	PP, EX, A	VE01		0	
1213	ISOBUTYLACETÁT	3	F1	II	3		1 L E2	T	PP, EX, A	VE01		1	
1214	ISOBUTYLAMIN	3	FC	II	3+8		1 L E2	T	PP, EP, EX, A	VE01		1	
1216	ISOOKTENY	3	F1	II	3		1 L E2	T	PP, EX, A	VE01		1	
1218	ISOPREN, STABILIZOVANÝ	3	F1	I	3	386	0 E3	T	PP, EX, A	VE01		1	

(1)	(2)	(3)	(4)	(5)	(6)	(7a)	(7b)	(8)	(9)	(10)	(11)	(12)	(13)
Číslo UN / číslo látky	Pojmenování a popis 3.1.2	2.2 Třída	2.2 Klasifikační kód	2.1.1.3 Obalová skupina	5.2.2 Bezpečnostní značka	3.3 Zvláštní ustanovení	3.4 / 3.5.1.2 Omezená a vyňatá množství	3.2.1 Přeprava schválená	8.1.5 Požadovaná výbava	7.1.6 Větrání	7.1.6 Opatření během naložky / vykládky / přepravy	7.1.5 Počet kuželů / světel	3.2.1 Dodatečné požadavky / poznámky
1219	ISOPROPANOL (ISOPROPYLALKOHOL)	3	F1	II	3	601	1 L E2	T	PP, EX, A	VE01		1	
1220	ISOPROPYLACETÁT	3	F1	II	3		1 L E2	T	PP, EX, A	VE01		1	
1221	ISOPROPYLAMIN	3	FC	I	3+8		0 E0	T	PP, EP, EX, A	VE01		1	
1222	ISOPROPYLNITRÁT	3	F1	II	3		1 L E2		PP, EX, A	VE01		1	
1223	PETROLEJ	3	F1	III	3		5 L E1	T	PP, EX, A	VE01		0	
1224	KETONY, KAPALNÉ, J.N. (tenze par při 50 °C je vyšší než 110 kPa)	3	F1	II	3	274 640C	1 L E2	T	PP, EX, A	VE01		1	
1224	KETONY, KAPALNÉ, J.N. (tenze par při 50 °C nepřesahuje 110 kPa)	3	F1	II	3	274 640D	1 L E2	T	PP, EX, A	VE01		1	
1224	KETONY, KAPALNÉ, J.N.	3	F1	III	3	274	5 L E1	T	PP, EX, A	VE01		0	
1228	THIOLY (merkaptany), KAPALNÉ, HOŘLAVÉ, TOXICKÉ, J.N. nebo SMĚSI THIOLŮ (směsi merkaptanů), KAPALNÉ, HOŘLAVÉ, TOXICKÉ, J.N.	3	FT1	II	3+6.1	274 802	1 L E0		PP, EP, EX, TOX, A	VE01 VE02		2	
1228	THIOLY (merkaptany), KAPALNÉ, HOŘLAVÉ, TOXICKÉ, J.N. nebo SMĚSI THIOLŮ (směsi merkaptanů), KAPALNÉ, HOŘLAVÉ, TOXICKÉ, J.N.	3	FT1	III	3+6.1	274 802	5 L E1		PP, EP, EX, TOX, A	VE01 VE02		0	
1229	MESITYLOXID	3	F1	III	3		5 L E1	T	PP, EX, A	VE01		0	
1230	METHANOL	3	FT1	II	3+6.1	279 802	1 L E2	T	PP, EP, EX, TOX, A	VE01 VE02		2	
1231	METHYLACETÁT	3	F1	II	3		1 L E2	T	PP, EX, A	VE01		1	
1233	METHYLAMYLACETÁT	3	F1	III	3		5 L E1		PP, EX, A	VE01		0	



(1)	(2)	(3)	(4)	(5)	(6)	(7a)	(7b)	(8)	(9)	(10)	(11)	(12)	(13)
Číslo UN / číslo látky	Pojmenování a popis 3.1.2	2.2 Třída	2.2 Klasifikační kód	2.1.1.3 Obalová skupina	5.2.2 Bezpečnostní značka	3.3 Zvláštní ustanovení	3.4 / 3.5.1.2 Omezená a vyňatá množství	3.2.1 Přeprava schválená	8.1.5 Požadovaná výbava	7.1.6 Větrání	7.1.6 Opatření během naložky / vykládky / přepravy	7.1.5 Počet kuželů / světel	3.2.1 Dodatečné požadavky / poznámky
1234	METHYLAL	3	F1	II	3		1 L E2		PP, EX, A	VE01		1	
1235	METHYLAMIN, VODNÝ ROZTOK	3	FC	II	3+8		1 L E2	T	PP, EP, EX, A	VE01		1	
1237	METHYLBUTYRÁT	3	F1	II	3		1 L E2		PP, EX, A	VE01		1	
1238	METHYLCHLORFORMIÁT	6.1	TFC	I	6.1+3+8	354 802	0 E0		PP, EP, EX, TOX, A	VE01 VE02		2	
1239	METHYLCHLORMETHYLETHER	6.1	TF1	I	6.1+3	354 802	0 E0		PP, EP, EX, TOX, A	VE01 VE02		2	
1242	METHYLDICHLORSILAN	4.3	WFC	I	4.3+3+8		0 E0		PP, EP, EX, A	VE01	HA08	1	
1243	METHYLFORMIÁT	3	F1	I	3		0 E3	T	PP, EX, A	VE01		1	
1244	METHYLHYDRAZIN	6.1	TFC	I	6.1+3+8	354 802	0 E0	T	PP, EP, EX, TOX, A	VE01 VE02		2	
1245	METHYLSOBTYLYKETON	3	F1	II	3		1 L E2	T	PP, EX, A	VE01		1	
1246	METHYLSOPROPENYLKETON, STABILIZOVANÝ	3	F1	II	3	386	1 L E2		PP, EX, A	VE01		1	
1247	METHYLMETHAKRYLÁT, MONOMERNÍ, STABILIZOVANÝ	3	F1	II	3	386	1 L E2	T	PP, EX, A	VE01		1	
1248	METHYLPROPIONÁT	3	F1	II	3		1 L E2		PP, EX, A	VE01		1	
1249	METHYLPROPYLKETON	3	F1	II	3		1 L E2		PP, EX, A	VE01		1	
1250	METHYLTRICHLORSILAN	3	FC	II	3+8		0 E0		PP, EP, EX, A	VE01		1	

(1)	(2)	(3)	(4)	(5)	(6)	(7a)	(7b)	(8)	(9)	(10)	(11)	(12)	(13)
	3.1.2	2.2	2.1.1.3	5.2.2	3.3	3.4 / 3.5.1.2	3.2.1	8.1.5	7.1.6	7.1.5	3.2.1		
Číslo UN / číslo látky	Pojmenování a popis	Třída	Klasifikační kód	Obalová skupina	Bezpečnostní značka	Zvláštní ustanovení	Omezená a vyňatá množství	Přeprava schválená	Požadovaná výbava	Větrání	Opatření během naložky / vykládky / přepravy	Počet kuželů / světel	Dodatečné požadavky / poznámky
1251	METHYLVINYLKETON, STABILIZOVANÝ	6.1	TFC	I	6.1+3+8	354 802 386	0	E0	PP, EP, EX, TOX, A	VE01 VE02		2	
1259	TETRAKARBONYL NIKLU	6.1	TF1	I	6.1+3	802	0	E0	PP, EP, EX, TOX, A	VE01 VE02		2	
1261	NITROMETHAN	3	F1	II	3		1 L	E0	PP, EX, A	VE01		1	
1262	OKTANY	3	F1	II	3		1 L	E2	PP, EX, A	VE01		1	
1263	BARVA (včetně barev, lakových barev, emailových laků, mořidel, šelakových roztoků, fermeží, leštících prostředků, kapalných plnidel a kapalných základových barev) nebo LÁTKA POMOCNÁ K VÝROBĚ BARV (včetně ředidla a rozpouštědla)	3	F1	I	3	163 367 650	500 ml	E3	PP, EX, A	VE01		1	
1263	BARVA (včetně barev, lakových barev, emailových laků, mořidel, šelakových roztoků, fermeží, leštících prostředků, kapalných plnidel a kapalných základových barev) nebo LÁTKA POMOCNÁ K VÝROBĚ BARV (včetně ředidla a rozpouštědla) (tenze par při 50 °C je vyšší než 110 kPa)	3	F1	II	3	163 367 640C 650	5 L	E2	PP, EX, A	VE01		1	
1263	BARVA (včetně barev, lakových barev, emailových laků, mořidel, šelakových roztoků, fermeží, leštících prostředků, kapalných plnidel a kapalných základových barev) nebo LÁTKA POMOCNÁ K VÝROBĚ BARV (včetně ředidla a rozpouštědla) (tenze par při 50 °C nepřesahuje 110 kPa)	3	F1	II	3	163 367 640D 650	5 L	E2	PP, EX, A	VE01		1	

(1)	(2)	(3)	(4)	(5)	(6)	(7a)	(7b)	(8)	(9)	(10)	(11)	(12)	(13)
	3.1.2	2.2	2.1.1.3	5.2.2	3.3	3.4 / 3.5.1.2	3.2.1	8.1.5	7.1.6	7.1.5	3.2.1		
Číslo UN / číslo látky	Pojmenování a popis	Třída	Klasifikační kód	Obalová skupina	Bezpečnostní značka	Zvláštní ustanovení	Omezená a vyňatá množství	Přeprava schválená	Požadovaná výbava	Větrání	Opatření během naložky / vykládky / přepravy	Počet kuželů / světel	Dodatečné požadavky / poznámky
1263	BARVA (včetně barev, lakových barev, emailových laků, mořidel, šelakových roztoků, fermeží, leštících prostředků, kapalných plinidel a kapalných základových barev) nebo LÁTKA POMOCNÁ K VÝROBĚ BAREV (včetně ředidla a rozpouštědla)	3	F1	III	3	163 367 650	5 L E1		PP, EX, A	VE01		0	
1263	BARVA (včetně barev, lakových barev, emailových laků, mořidel, šelakových roztoků, fermeží, leštících prostředků, kapalných plinidel a kapalných základových barev) nebo LÁTKA POMOCNÁ K VÝROBĚ BAREV (včetně ředidla a rozpouštědla) (s bodem vzplanutí pod 23 °C a viskozitou podle 2.2.3.1.4) (tenze par při 50 °C je vyšší než 110 kPa)	3	F1	III	3	163 367 650	5 L E1		PP, EX, A	VE01		0	
1263	BARVA (včetně barev, lakových barev, emailových laků, mořidel, šelakových roztoků, fermeží, leštících prostředků, kapalných plinidel a kapalných základových barev) nebo LÁTKA POMOCNÁ K VÝROBĚ BAREV (včetně ředidla a rozpouštědla) (s bodem vzplanutí pod 23 °C a viskozitou podle 2.2.3.1.4) (tenze par při 50 °C nepřesahuje 110 kPa)	3	F1	III	3	163 367 650	5 L E1		PP, EX, A	VE01		0	
1264	PARALDEHYD	3	F1	III	3		5 L E1	T	PP, EX, A	VE01		0	
1265	PENTANY, kapalné	3	F1	I	3		0 E3	T	PP, EX, A	VE01		1	
1265	PENTANY, kapalné	3	F1	II	3		1 L E2	T	PP, EX, A	VE01		1	
1266	VÝROBKY KOSMETICKÉ s hořlavými rozpouštědly (tenze par při 50 °C je vyšší než 110 kPa)	3	F1	II	3	163 640C	5 L E2		PP, EX, A	VE01		1	

(1)	(2)	(3)	(4)	(5)	(6)	(7a)	(7b)	(8)	(9)	(10)	(11)	(12)	(13)
	3.1.2	2.2	2.2	2.1.1.3	5.2.2	3.3	3.4 / 3.5.1.2	3.2.1	8.1.5	7.1.6	7.1.6	7.1.5	3.2.1
Číslo UN / číslo látky	Pojmenování a popis	Třída	Klasifikační kód	Obalová skupina	Bezpečnostní značka	Zvláštní ustanovení	Omezená a vyňatá množství	Přeprava schválená	Požadovaná výbava	Větrání	Opatření během naložky / vykládky / přepravy	Počet kuželů / světel	Dodatečné požadavky / poznámky
1266	VÝROBKÝ KOSMETICKÉ s hořlavými rozpouštědly (tenze par při 50 °C nepřesahuje 110 kPa)	3	F1	II	3	163 640D	5 L E2		PP, EX, A	VE01		1	
1266	VÝROBKÝ KOSMETICKÉ s hořlavými rozpouštědly	3	F1	III	3	163	5 L E1		PP, EX, A	VE01		0	
1266	VÝROBKÝ KOSMETICKÉ s hořlavými rozpouštědly (s bodem vzplanutí pod 23 °C a viskozitou podle 2.2.3.1.4) (tenze par při 50 °C je vyšší než 110 kPa)	3	F1	III	3	163	5 L E1		PP, EX, A	VE01		0	
1266	VÝROBKÝ KOSMETICKÉ s hořlavými rozpouštědly (s bodem vzplanutí pod 23 °C a viskozitou podle 2.2.3.1.4) (tenze par při 50 °C nepřesahuje 110 kPa)	3	F1	III	3	163	5 L E1		PP, EX, A	VE01		0	
1267	ROPA SUROVÁ	3	F1	I	3	357 500 ml	E3	T	PP, EX, A	VE01		1	
1267	ROPA SUROVÁ (tenze par při 50 °C je vyšší než 110 kPa)	3	F1	II	3	357 640C	E2	T	PP, EX, A	VE01		1	
1267	ROPA SUROVÁ (tenze par při 50 °C nepřesahuje 110 kPa)	3	F1	II	3	357 640D	E2	T	PP, EX, A	VE01		1	
1267	ROPA SUROVÁ	3	F1	III	3	357	5 L E1	T	PP, EX, A	VE01		0	
1268	DESTILÁTY ROPNÉ, J.N. nebo PRODUKTY ROPNÉ, J.N.	3	F1	I	3		500 ml E3	T	PP, EX, A	VE01		1	
1268	DESTILÁTY ROPNÉ, J.N. nebo PRODUKTY ROPNÉ, J.N. (tenze par při 50 °C je vyšší než 110 kPa)	3	F1	II	3	640C	1 L E2	T	PP, EX, A	VE01		1	
1268	DESTILÁTY ROPNÉ, J.N. nebo PRODUKTY ROPNÉ, J.N. (tenze par při 50 °C nepřesahuje 110 kPa)	3	F1	II	3	640D	1 L E2	T	PP, EX, A	VE01		1	
1268	DESTILÁTY ROPNÉ, J.N. nebo PRODUKTY ROPNÉ, J.N.	3	F1	III	3		5 L E1	T	PP, EX, A	VE01		0	
1272	OLEJ BOROVÝ	3	F1	III	3		5 L E1		PP, EX, A	VE01		0	

(1)	(2)	(3)	(4)	(5)	(6)	(7a)	(7b)	(8)	(9)	(10)	(11)	(12)	(13)
	3.1.2	2.2	2.2	2.1.1.3	5.2.2	3.3	3.4 / 3.5.1.2	3.2.1	8.1.5	7.1.6	7.1.6	7.1.5	3.2.1
Číslo UN / číslo látky	Pojmenování a popis	Třída	Klasifikační kód	Obalová skupina	Bezpečnostní značka	Zvláštní ustanovení	Omezená a vyňatá množství	Přeprava schválená	Požadovaná výbava	Větrání	Opatření během naložky / vykládky / přepravy	Počet kuželů / světel	Dodatečné požadavky / poznámky
1274	n-PROPANOL (n-PROPYLALKOHOL)	3	F1	II	3		1 L E2	T	PP, EX, A VE01			1	
1274	n-PROPANOL (n-PROPYLALKOHOL)	3	F1	III	3		5 L E1	T	PP, EX, A VE01			0	
1275	PROPIONALDEHYD	3	F1	II	3		1 L E2	T	PP, EX, A VE01			1	
1276	n-PROPYLACETÁT	3	F1	II	3		1 L E2	T	PP, EX, A VE01			1	
1277	PROPYLAMIN	3	FC	II	3+8		1 L E2	T	PP, EP, EX, A VE01			1	
1278	1-CHLORPROPAN (PROPYLCHLORID)	3	F1	II	3		1 L E0	T	PP, EX, A VE01			1	
1279	1,2-DICHLORPROPAN	3	F1	II	3		1 L E2	T	PP, EX, A VE01			1	
1280	PROPYLENOXID	3	F1	I	3		0 E3	T	PP, EX, A VE01			1	
1281	PROPYLFORMIÁTY	3	F1	II	3		1 L E2		PP, EX, A VE01			1	
1282	PYRIDIN	3	F1	II	3		1 L E2	T	PP, EX, A VE01			1	
1286	OLEJ PRYSKYŘIČNÝ (tenze par při 50 °C je vyšší než 110 kPa)	3	F1	II	3	640C	5 L E2		PP, EX, A VE01			1	
1286	OLEJ PRYSKYŘIČNÝ (tenze par při 50 °C nepřesahuje 110 kPa)	3	F1	II	3	640D	5 L E2		PP, EX, A VE01			1	
1286	OLEJ PRYSKYŘIČNÝ	3	F1	III	3		5 L E1		PP, EX, A VE01			0	
1286	OLEJ PRYSKYŘIČNÝ (s bodem vzplanutí pod 23 °C a viskozitou podle 2.2.3.1.4) (tenze par při 50 °C je vyšší než 110 kPa)	3	F1	III	3		5 L E1		PP, EX, A VE01			0	
1286	OLEJ PRYSKYŘIČNÝ (s bodem vzplanutí pod 23 °C a viskozitou podle 2.2.3.1.4) (tenze par při 50 °C nepřesahuje 110 kPa)	3	F1	III	3		5 L E1		PP, EX, A VE01			0	

(1)	(2)	(3)	(4)	(5)	(6)	(7a)	(7b)	(8)	(9)	(10)	(11)	(12)	(13)
Číslo UN / číslo látky	Pojmenování a popis 3.1.2	Třída 2.2	Klasifikační kód 2.2	Obalová skupina 2.1.1.3	Bezpečnostní značka 5.2.2	Zvláštní ustanovení 3.3	Omezená a vyňatá množství 3.4 / 3.5.1.2	Přeprava schválená 3.2.1	Požadovaná výbava 8.1.5	Větrání 7.1.6	Opatření během naložky / vykládky / přepravy 7.1.6	Počet kuželů / světel 7.1.5	Dodatečné požadavky / poznámky 3.2.1
1287	KAUČUK, ROZTOK (tenze par při 50 °C je vyšší než 110 kPa)	3	F1	II	3	640C	5 L E2		PP, EX, A	VE01		1	
1287	KAUČUK, ROZTOK (tenze par při 50 °C nepřesahuje 110 kPa)	3	F1	II	3	640D	5 L E2		PP, EX, A	VE01		1	
1287	KAUČUK, ROZTOK	3	F1	III	3		5 L E1		PP, EX, A	VE01		0	
1287	KAUČUK, ROZTOK (s bodem vzplanutí pod 23 °C a viskozitou podle 2.2.3.1.4) (tenze par při 50 °C je vyšší než 110 kPa)	3	F1	III	3		5 L E1		PP, EX, A	VE01		0	
1287	KAUČUK, ROZTOK (s bodem vzplanutí pod 23 °C a viskozitou podle 2.2.3.1.4) (tenze par při 50 °C nepřesahuje 110 kPa)	3	F1	III	3		5 L E1		PP, EX, A	VE01		0	
1288	OLEJ BŘIDLÍČNÝ	3	F1	II	3		1 L E2		PP, EX, A	VE01		1	
1288	OLEJ BŘIDLÍČNÝ	3	F1	III	3		5 L E1		PP, EX, A	VE01		0	
1289	METHYLÁT SODNÝ, ROZTOK v alkoholu	3	FC	II	3+8		1 L E2		PP, EP, EX, A	VE01		1	
1289	METHYLÁT SODNÝ, ROZTOK v alkoholu	3	FC	III	3+8		5 L E1	T	PP, EP, EX, A	VE01		0	
1292	TETRAETHYLSILIKÁT	3	F1	III	3		5 L E1		PP, EX, A	VE01		0	
1293	TINKTURY, LÉKAŘSKÉ	3	F1	II	3	601	1 L E2		PP, EX, A	VE01		1	
1293	TINKTURY, LÉKAŘSKÉ	3	F1	III	3	601	5 L E1		PP, EX, A	VE01		0	
1294	TOLUEN	3	F1	II	3		1 L E2	T	PP, EX, A	VE01		1	
1295	TRICHLORSILAN	4.3	WFC	I	4.3+3+8		0 E0		PP, EP, EX, A	VE01	HA08	1	
1296	TRIETHYLAMIN	3	FC	II	3+8		1 L E2	T	PP, EP, EX, A	VE01		1	

(1)	(2)	(3)	(4)	(5)	(6)	(7a)	(7b)	(8)	(9)	(10)	(11)	(12)	(13)
	3.1.2	2.2	2.1.1.3	5.2.2	3.3	3.4 / 3.5.1.2	3.2.1	8.1.5	7.1.6	7.1.5			
Číslo UN / číslo látky	Pojmenování a popis	Třída	Klasifikační kód	Bezpečnostní značka	Zvláštní ustanovení	Omezená a vyňatá množství	Přeprava schválená	Požadovaná výbava	Větrání	Opatření během nakládky / vykládky / přepravy	Počet kuželů / světel	Dodatečné požadavky / poznámky	
1297	TRIMETHYLAMIN, VODNÝ ROZTOK, s nejvýše 50 % hm. trimethylaminu	3	FC	3+8		0	E0	PP, EP, EX, A	VE01		1		
1297	TRIMETHYLAMIN, VODNÝ ROZTOK, s nejvýše 50 % hm. trimethylaminu	3	FC	3+8		1 L	E2	PP, EP, EX, A	VE01		1		
1297	TRIMETHYLAMIN, VODNÝ ROZTOK, s nejvýše 50 % hm. trimethylaminu	3	FC	3+8		5 L	E1	PP, EP, EX, A	VE01		0		
1298	TRIMETHYLCHLORSILAN	3	FC	3+8		0	E0	PP, EP, EX, A	VE01		1		
1299	TERPENTÝN	3	F1	3		5 L	E1	PP, EX, A	VE01		0		
1300	BENZÍN LAKOVÝ	3	F1	3		1 L	E2	PP, EX, A	VE01		1		
1300	BENZÍN LAKOVÝ	3	F1	3		5 L	E1	PP, EX, A	VE01		0		
1301	VINYLCETÁT, STABILIZOVANÝ	3	F1	3	386	1 L	E2	PP, EX, A	VE01		1		
1302	VINYLETHYLETER, STABILIZOVANÝ	3	F1	3	386	0	E3	PP, EX, A	VE01		1		
1303	VINYLDENCHLORID, STABILIZOVANÝ	3	F1	3	386	0	E3	PP, EX, A	VE01		1		
1304	ISOBUTYLVINYLETER, STABILIZOVANÝ	3	F1	3	386	1 L	E2	PP, EX, A	VE01		1		
1305	VINYLTRICHLORSILAN	3	FC	3+8		0	E0	PP, EP, EX, A	VE01		1		
1306	PROSTŘEDKY OCHRANNÉ NA DŘEVO, KAPALNÉ (tenze par při 50 °C je vyšší než 110 kPa)	3	F1	3	640C	5 L	E2	PP, EX, A	VE01		1		
1306	PROSTŘEDKY OCHRANNÉ NA DŘEVO, KAPALNÉ (tenze par při 50 °C nepřesahuje 110 kPa)	3	F1	3	640D	5 L	E2	PP, EX, A	VE01		1		
1306	PROSTŘEDKY OCHRANNÉ NA DŘEVO, KAPALNÉ	3	F1	3		5 L	E1	PP, EX, A	VE01		0		

(1)	(2)	(3)	(4)	(5)	(6)	(7a)	(7b)	(8)	(9)	(10)	(11)	(12)	(13)
Číslo UN / číslo látky	Pojmenování a popis 3.1.2	Třída 2.2	Klasifikační kód 2.2	Obalová skupina 2.1.1.3	Bezpečnostní značka 5.2.2	Zvláštní ustanovení 3.3	Omezená a vyňatá množství 3.4 / 3.5.1.2	Přeprava schválená 3.2.1	Požadovaná výbava 8.1.5	Větrání 7.1.6	Opatření během naložky / vykládky / přepravy 7.1.6	Počet kuželů / světel 7.1.5	Dodatečné požadavky / poznámky 3.2.1
1306	PROSTŘEDKY OCHRANNÉ NA DŘEVO, KAPALNÉ (s bodem vzplanutí pod 23 °C a viskozitou podle 2.2.3.1.4) (tenze par při 50 °C je vyšší než 110 kPa)	3	F1	III	3		5 L E1		PP, EX, A	VE01		0	
1306	PROSTŘEDKY OCHRANNÉ NA DŘEVO, KAPALNÉ (s bodem vzplanutí pod 23 °C a viskozitou podle 2.2.3.1.4) (tenze par při 50 °C nepřesahuje 110 kPa)	3	F1	III	3		5 L E1		PP, EX, A	VE01		0	
1307	XYLENY	3	F1	II	3		1 L E2	T	PP, EX, A	VE01		1	
1307	XYLENY	3	F1	III	3		5 L E1	T	PP, EX, A	VE01		0	
1308	ZIRKONIUM, SUSPENDOVANÉ V HOŘLAVÉ KAPALNÉ LÁTCE	3	F1	I	3		0 E0		PP, EX, A	VE01		1	
1308	ZIRKONIUM, SUSPENDOVANÉ V HOŘLAVÉ KAPALNÉ LÁTCE (tenze par při 50 °C je vyšší než 110 kPa)	3	F1	II	3	640C	1 L E2		PP, EX, A	VE01		1	
1308	ZIRKONIUM, SUSPENDOVANÉ V HOŘLAVÉ KAPALNÉ LÁTCE (tenze par při 50 °C nepřesahuje 110 kPa)	3	F1	II	3	640D	1 L E2		PP, EX, A	VE01		1	
1308	ZIRKONIUM, SUSPENDOVANÉ V HOŘLAVÉ KAPALNÉ LÁTCE	3	F1	III	3		5 L E1		PP, EX, A	VE01		0	
1309	HLINÍK, PRÁŠEK, POTÁŽENÝ	4.1	F3	II	4.1		1 kg E2		PP			1	
1309	HLINÍK, PRÁŠEK, POTÁŽENÝ	4.1	F3	III	4.1		5 kg E1		PP			0	
1310	PIKRAT AMONNÝ, VLIHČENÝ nejméně 10 % hm. vody	4.1	D	I	4.1		0 E0		PP			1	
1312	BORNEOL	4.1	F1	III	4.1		5 kg E1		PP			0	
1313	RESINÁT (abietát) VÁPENATÝ	4.1	F3	III	4.1		5 kg E1		PP			0	
1314	RESINÁT (abietát) VÁPENATÝ, ROZTAVENÝ a ztuhlý	4.1	F3	III	4.1		5 kg E1		PP			0	
1318	RESINÁT (abietát) KOBALTNATÝ, SRAŽENÝ	4.1	F3	III	4.1		5 kg E1		PP			0	



(1)	(2)	(3)	(4)	(5)	(6)	(7a)	(7b)	(8)	(9)	(10)	(11)	(12)	(13)
Číslo UN / číslo látky	Pojmenování a popis 3.1.2	Třída 2.2	Klasifikační kód 2.2	Obalová skupina 2.1.1.3	Bezpečnostní značka 5.2.2	Zvláštní ustanovení 3.3	Omezená a vyňatá množství 3.4 / 3.5.1.2	Přeprava schválená 3.2.1	Požadovaná výbava 8.1.5	Větrání 7.1.6	Opatření během naložky / vykládky / přepravy 7.1.6	Počet kuželů / světel 7.1.5	Dodatečné požadavky / poznámky 3.2.1
1320	DINITROFENOL, VHLČENÝ nejméně 15 % hm. vody	4.1	DT	I	4.1+6.1	802	0	E0	PP, EP			2	
1321	DINITROFENOLÁTY, VHLČENÉ nejméně 15 % hm. vody	4.1	DT	I	4.1+6.1	802	0	E0	PP, EP			2	
1322	DINITRORESORCINOL, VHLČENÝ nejméně 15 % hm. vody	4.1	D	I	4.1		0	E0	PP			1	
1323	FERROCER	4.1	F3	II	4.1	249	1 kg	E2	PP			1	
1324	FILMY NA BAZI NITROCELULÓZY, želatinované, kromě odpadů	4.1	F1	III	4.1		5 kg	E1	PP			0	
1325	LÁTKA HOŘLAVÁ, TUHÁ, ORGANICKÁ, J.N.	4.1	F1	II	4.1	274	1 kg	E2	PP			1	
1325	LÁTKA HOŘLAVÁ, TUHÁ, ORGANICKÁ, J.N.	4.1	F1	III	4.1	274	5 kg	E1	PP			0	
1326	HAFNIUM, PRÁŠEK, VHLČENÝ nejméně 25 % vody	4.1	F3	II	4.1	586	1 kg	E2	PP			1	
1327	Seno nebo sláma nebo plevy	4.1	F1						Není předmětem ADN				
1328	HEXAMETHYLENTETRAMIN	4.1	F1	III	4.1		5 kg	E1	PP			0	
1330	RESINÁT (abietát) MANGANATY	4.1	F3	III	4.1		5 kg	E1	PP			0	
1331	ZÁPALKY, "ZÁPALNÉ KDEKOLI"	4.1	F1	III	4.1	293	5 kg	E0	PP			0	
1332	METALDEHYD	4.1	F1	III	4.1		5 kg	E1	PP			0	
1333	CER, desky, ingoty, tyče	4.1	F3	II	4.1		1 kg	E2	PP			1	
1334	NAFTALEN, SUROVÝ nebo NAFTALEN, RAFINOVANÝ	4.1	F1	III	4.1	501	5 kg	E1	PP	CO01		0	
1336	NITROGUANIDIN (PIKRIT), VHLČENÝ nejméně 20 % hm. vody	4.1	D	I	4.1		0	E0	PP			1	
1337	NITROSKROB, VHLČENÝ nejméně 20 % hm. vody	4.1	D	I	4.1		0	E0	PP			1	
1338	FOSFOR, AMORFNÍ	4.1	F3	III	4.1		5 kg	E1	PP			0	
1339	TETRAFOSFORHEPTASULFID, neobsahující žlutý ani bílý fosfor	4.1	F3	II	4.1	602	1 kg	E2	PP			1	
1340	SULFID FOSFOREČNÝ, neobsahující žlutý ani bílý fosfor	4.3	WF2	II	4.3+4.1	602	500 g	E2	PP, EX, A	VE01	HA08	1	

(1)	(2)	(3)	(4)	(5)	(6)	(7a)	(7b)	(8)	(9)	(10)	(11)	(12)	(13)
Číslo UN / číslo látky	Pojmenování a popis 3.1.2	Třída 2.2	Klasifikační kód 2.2	Obalová skupina 2.1.1.3	Bezpečnostní značka 5.2.2	Zvláštní ustanovení 3.3	Omezená a vyňatá množství 3.4 / 3.5.1.2	Přeprava schválená 3.2.1	Požadovaná výbava 8.1.5	Větrání 7.1.6	Opatření během naložky / vykládky / přepravy 7.1.6	Počet kuželů / světel 7.1.5	Dodatečné požadavky / poznámky 3.2.1
1341	TETRAFOSFORTRISULFID (FOSFORSEKVISULFID), neobsahující žlutý ani bílý fosfor	4.1	F3	II	4.1	602	1 kg	E2	PP			1	
1343	FOSFORTRISULFID, neobsahující žlutý ani bílý fosfor	4.1	F3	II	4.1	602	1 kg	E2	PP			1	
1344	TRINITROFENOL (Kyselina PIKROVÁ), VLHČENÝ(Á) nejméně 30 % hm. vody	4.1	D	I	4.1		0	E0	PP			1	
1345	KAUČUK (guma), ODPAD, mletý nebo KAUČUK (guma), ZBYTKY, práškovitý nebo granulovaný	4.1	F1	II	4.1		1 kg	E2	PP			1	
1346	KŘEMIK, PRÁŠEK, AMORFNI	4.1	F3	III	4.1	32	5 kg	E1	PP			0	
1347	PIKRAN STŘIBRNÝ, VLHČENÝ nejméně 30 % hm. vody	4.1	D	I	4.1		0	E0	PP			1	
1348	DINITRO-o-KRESOLÁT SODNÝ, VLHČENÝ nejméně 15 % hm. vody	4.1	DT	I	4.1+6.1	802	0	E0	PP, EP			2	
1349	PIKRAMAN SODNÝ, VLHČENÝ nejméně 20 % hm. vody	4.1	D	I	4.1		0	E0	PP			1	
1350	SÍRA	4.1	F3	III	4.1	242	5 kg	E1	PP			0	
1352	TITAN, PRÁŠEK, VLHČENÝ nejméně 25 % vody	4.1	F3	II	4.1	586	1 kg	E2	PP			1	
1353	VLÁKNA nebo TKANINY, IMPREGNOVANÉ SLABÉ NITROVANOU CELULÓZOU, J.N.	4.1	F1	III	4.1	502	5 kg	E1	PP			0	
1354	TRINITROBENZEN, VLHČENÝ nejméně 30 % hm. vody	4.1	D	I	4.1		0	E0	PP			1	
1355	KYSELINA TRINITROBENZOOVÁ, VLHČENÁ nejméně 30 % hm. vody	4.1	D	I	4.1		0	E0	PP			1	
1356	TRINITROTOLUEN, VLHČENÝ nejméně 30 % hm. vody	4.1	D	I	4.1		0	E0	PP			1	
1357	DUSIČNAN MOČOVINÝ, VLHČENÝ nejméně 20 % hm. vody	4.1	D	I	4.1	227	0	E0	PP			1	
1358	ZIRKONIUM, PRÁŠEK, VLHČENÝ nejméně 25 % vody	4.1	F3	II	4.1	586	1 kg	E2	PP			1	

(1)	(2)	(3)	(4)	(5)	(6)	(7a)	(7b)	(8)	(9)	(10)	(11)	(12)	(13)
	3.1.2	2.2	2.1.1.3	5.2.2	3.3	3.4 / 3.5.1.2	3.2.1	8.1.5	7.1.6	7.1.5	3.2.1		
Číslo UN / číslo látky	Pojmenování a popis	Třída	Klasifikační kód	Obalová skupina	Bezpečnostní značka	Zvláštní ustanovení	Omezená a vyňatá množství	Přeprava schválená	Požadovaná výbava	Větrání	Opatření během naložky / vykládky / přepravy	Počet kuželů / světel	Dodatečné požadavky / poznámky
1360	FOSFID VÁPENATÝ	4.3	WT2	I	4.3+6.1	802	0	E0	PP, EP, EX, TOX, A	VE01, VE02	HA08	2	
1361	UHLÍ, živočišného nebo rostlinného původu	4.2	S2	II	4.2		0	E0	PP			0	
1361	UHLÍ, živočišného nebo rostlinného původu	4.2	S2	III	4.2	665 803	0	E0	PP			0	
1362	UHLÍ, AKTIVOVANÉ	4.2	S2	III	4.2	646	0	E1	PP			0	
1363	KOPRA	4.2	S2	III	4.2		0	E0	PP		IN01, IN02	0	IN01 a IN02 platí pouze, pokud je tato látka přepravována volně ložená nebo bez obalu
1364	ODPADY BAVLNĚNÉ, OBSAHUJÍCÍ OLEJ	4.2	S2	III	4.2		0	E0	PP			0	
1365	BAVLNA, VLNÁ	4.2	S2	III	4.2		0	E0	PP			0	
1369	p-NITROSODIMETHYLANILIN	4.2	S2	II	4.2		0	E2	PP			0	
1372	Vláknina, živočišného nebo rostlinného původu, spálená, mokrá nebo vlhká	4.2	S2						Není předmětem ADN				
1373	VLÁKNA nebo TKANINY, ŽIVOČIŠNÉHO, ROSTLINNÉHO NEBO SYNTETICKÉHO PŮVODU, J.N. impregnované olejem	4.2	S2	III	4.2		0	E0	PP			0	
1374	MOUČKA RYBÍ (ODPAD RYBÍ), NESTABILIZOVANÁ (Y)	4.2	S2	II	4.2	300	0	E2	PP			0	
1376	OXID ŽELEZNATÝ, POUŽITÝ nebo OXID ŽELEZNATÝ, HOUBA, POUŽITÝ, z čištění koksárenského plynu	4.2	S4	III	4.2	592	0	E0	PP			0	
1378	KATALYZÁTOR, KOVOVÝ, VLNĚNÝ, s viditelným přebytkem kapaliny	4.2	S4	II	4.2	274	0	E0	PP			0	
1379	PAPÍR, OŠETŘENÝ NENASACENÝMI OLEJI, neúplně vysušený (včetně uhlového papíru)	4.2	S2	III	4.2		0	E0	PP			0	

(1)	(2)	(3)	(4)	(5)	(6)	(7a)	(7b)	(8)	(9)	(10)	(11)	(12)	(13)
	3.1.2	2.2	2.1.1.3	5.2.2	3.3	3.4 / 3.5.1.2	3.2.1	8.1.5	7.1.6	7.1.5			
Číslo UN / číslo látky	Pojmenování a popis	Třída	Klasifikační kód	Obalová skupina	Bezpečnostní značka	Zvláštní ustanovení	Omezená a vyňatá množství	Přeprava schválená	Požadovaná výbava	Větrání	Opatření během naložky / vykládky / přepravy	Počet kuželů / světel	Dodatečné požadavky / poznámky
1380	PENTABORAN	4.2	ST3	I	4.2+6.1	802	0	E0	PP, EP, TOX, A	VE02		2	
1381	FOSFOR, BÍLÝ nebo ŽLUTÝ, POD VODOU nebo V ROZTOKU	4.2	ST3	I	4.2+6.1	503 802	0	E0	PP, EP, TOX, A	VE02		2	
1381	FOSFOR, BÍLÝ nebo ŽLUTÝ, SUCHÝ	4.2	ST4	I	4.2+6.1	503 802	0	E0	PP, EP			2	
1382	SULFID DRASELNÝ, BEZVODÝ nebo SULFID DRASELNÝ, s méně než 30 % krystalové vody	4.2	S4	II	4.2	504	0	E2	PP			0	
1383	KOV PYROFORNÍ, J.N. nebo SLITINA PYROFORNÍ, J.N.	4.2	S4	I	4.2	274	0	E0	PP			0	
1384	DITHIONIČITAN SODNÝ	4.2	S4	II	4.2		0	E2	PP			0	
1385	SULFID SODNÝ, BEZVODÝ nebo SULFID SODNÝ, s méně než 30 % krystalové vody	4.2	S4	II	4.2	504	0	E2	PP			0	
1386	ZBYTKY PO LISOVÁNÍ OLEJOVÝCH SEMEN, s více než 1,5 % oleje a nejvýše 11 % vlhkosti	4.2	S2	III	4.2	800	0	E0	PP		IN01, IN02	0	IN01 a IN02 platí pouze, pokud je tato látka přepravována volně ložená nebo bez obalu
1387	Vlna odpadní, vlhká	4.2	S2										
1389	AMALGAM ALKALICKÝCH KOVŮ, KAPALNÝ	4.3	W1	I	4.3	182	0	E0	PP, EX, A VE01	HA08		0	
1390	AMIDY ALKALICKÝCH KOVŮ	4.3	W2	II	4.3	182 505	500 g	E2	PP, EX, A VE01	HA08		0	
1391	DISPERZE ALKALICKÝCH KOVŮ nebo DISPERZE KOVŮ ALKALICKÝCH ZEMIN	4.3	W1	I	4.3	182 183 506	0	E0	PP, EX, A VE01	HA08		1	
1392	AMALGAM KOVŮ ALKALICKÝCH ZEMIN, KAPALNÝ	4.3	W1	I	4.3	183 506	0	E0	PP, EX, A VE01	HA08		0	

(1)	(2)	(3)	(4)	(5)	(6)	(7a)	(7b)	(8)	(9)	(10)	(11)	(12)	(13)
Číslo UN / číslo látky	Pojmenování a popis 3.1.2	Třída 2.2	Klasifikační kód 2.2	Obalová skupina 2.1.1.3	Bezpečnostní značka 5.2.2	Zvláštní ustanovení 3.3	Omezená a vyňatá množství 3.4 / 3.5.1.2	Přeprava schválená 3.2.1	Požadovaná výbava 8.1.5	Větrání 7.1.6	Opatření během naložky / vykládky / přepravy 7.1.6	Počet kuželů / světel 7.1.5	Dodatečné požadavky / poznámky 3.2.1
1393	SLITINA KOVŮ ALKALICKÝCH ZEMIN, J.N.	4.3	W2	II	4.3	183 506	500 g	E2	PP, EX, A	VE01	HA08	0	
1394	KARBID HLINITÝ	4.3	W2	II	4.3		500 g	E2	PP, EX, A	VE01	HA08	0	
1395	SLITINA PRAŠKOVÁ KŘEMÍK / ŽELEZO / HLINÍK	4.3	WT2	II	4.3+6.1	802	500 g	E2	PP, EP, EX, TOX, A	VE01	HA08	2	
1396	HLINÍK, PRAŠEK, NEPOTAŽENÝ	4.3	W2	II	4.3		500 g	E2	PP, EX, A	VE01	HA08	0	
1396	HLINÍK, PRAŠEK, NEPOTAŽENÝ	4.3	W2	III	4.3		1 kg	E1	PP, EX, A	VE01	HA08	0	
1397	FOSFID HLINITÝ	4.3	WT2	I	4.3+6.1	507 802	0	E0	PP, EP, EX, TOX, A	VE01	HA08	2	
1398	SILICID HLINÍKU PRAŠKOVÝ, NEPOTAŽENÝ	4.3	W2	III	4.3	37	1 kg	E1	PP, EX, A	VE01 VE03	LO03, HA07, HA08, IN01, IN03	0	VE03, LO03, HA07, IN01 a IN03 platí pouze, pokud je tato látka přepravována volně ložená nebo bez obalu
1400	BARYUM	4.3	W2	II	4.3		500 g	E2	PP, EX, A	VE01	HA08	0	
1401	VÁPNIK	4.3	W2	II	4.3		500 g	E2	PP, EX, A	VE01	HA08	0	
1402	KARBID VÁPENATÝ	4.3	W2	I	4.3		0	E0	PP, EX, A	VE01	HA08	0	
1402	KARBID VÁPENATÝ	4.3	W2	II	4.3		500 g	E2	PP, EX, A	VE01	HA08	0	
1403	KYANAMID VÁPENATÝ, s více než 0,1 % karbidu vápenatého	4.3	W2	III	4.3	38	1 kg	E1	PP, EX, A	VE01	HA08	0	

(1)	(2)	(3)	(4)	(5)	(6)	(7a)	(7b)	(8)	(9)	(10)	(11)	(12)	(13)
	3.1.2	2.2	2.1.1.3	5.2.2	3.3	3.4 / 3.5.1.2	3.2.1	8.1.5	7.1.6	7.1.6	7.1.6	7.1.5	3.2.1
Číslo UN / číslo látky	Pojmenování a popis	Třída	Klasifikační kód	Obalová skupina	Bezpečnostní značka	Zvláštní ustanovení	Omezená a vyňatá množství	Přeprava schválená	Požadovaná výbava	Větrání	Opatření během naložky / vykládky / přepravy	Počet kuželů / světel	Dodatečné požadavky / poznámky
1404	HYDRID VÁPENATÝ	4.3	W2	I	4.3		0	E0	PP, EX, A	VE01	HA08	0	
1405	SILICID VÁPNIKU	4.3	W2	II	4.3		500 g	E2	PP, EX, A	VE01	HA08	0	
1405	SILICID VÁPNIKU	4.3	W2	III	4.3		1 kg	E1	PP, EX, A	VE01	HA08	0	
1407	CESIUM	4.3	W2	I	4.3		0	E0	PP, EX, A	VE01	HA08	0	
1408	FERROSILICIUM, s nejméně 30 %, ale méně než 90 % křemíku	4.3	WT2	III	4.3+6.1	39 802	1 kg	E1	PP, EP, EX, TOX, A	VE01 , VE02 , VE03	LO03, HA07, HA08, IN01, IN02, IN03	0	VE03, LO03, HA07, IN01, IN02 a IN03 platí pouze, pokud je tato látka přepravována volně ložená nebo bez obalu
1409	HYDRIDY KOVŮ, REAGUJÍCÍ S VODOU, J.N.	4.3	W2	I	4.3	274 508	0	E0	PP, EX, A	VE01	HA08	0	
1409	HYDRIDY KOVŮ, REAGUJÍCÍ S VODOU, J.N.	4.3	W2	II	4.3	274 508	500 g	E2	PP, EX, A	VE01	HA08	0	
1410	TETRAHYDRIDOHLINITAN LITHNÝ	4.3	W2	I	4.3		0	E0	PP, EX, A	VE01	HA08	0	
1411	TETRAHYDRIDOHLINITAN LITHNÝ, V ETHERU	4.3	WF1	I	4.3+3		0	E0	PP, EX, A	VE01	HA08	1	
1413	TETRAHYDRIDOBORITAN LITHNÝ	4.3	W2	I	4.3		0	E0	PP, EX, A	VE01	HA08	0	
1414	HYDRID LITHNÝ	4.3	W2	I	4.3		0	E0	PP, EX, A	VE01	HA08	0	
1415	LITHIUM	4.3	W2	I	4.3		0	E0	PP, EX, A	VE01	HA08	0	

(1)	(2)	(3)	(4)	(5)	(6)	(7a)	(7b)	(8)	(9)	(10)	(11)	(12)	(13)
	3.1.2	2.2	2.1.1.3	5.2.2	3.3	3.4 / 3.5.1.2	3.2.1	8.1.5	7.1.6	7.1.5	3.2.1		
Číslo UN / číslo látky	Pojmenování a popis	Třída	Klasifikační kód	Obalová skupina	Bezpečnostní značka	Zvláštní ustanovení	Omezená a vyňatá množství	Přeprava schválená	Požadovaná výbava	Větrání	Opatření během naložky / vykládky / přepravy	Počet kuželů / světel	Dodatečné požadavky / poznámky
1417	SILICID LITHIA	4.3	W2	II	4.3		500 g	E2	PP, EX, A	VE01	HA08	0	
1418	HOŘČÍK, PRAŠEK nebo SLITINÝ HOŘČÍKU, PRAŠEK	4.3	WS	I	4.3+4.2		0	E0	PP, EX, A	VE01	HA08	0	
1418	HOŘČÍK, PRAŠEK nebo SLITINÝ HOŘČÍKU, PRAŠEK	4.3	WS	II	4.3+4.2		0	E2	PP, EX, A	VE01	HA08	0	
1418	HOŘČÍK, PRAŠEK nebo SLITINÝ HOŘČÍKU, PRAŠEK	4.3	WS	III	4.3+4.2		0	E1	PP, EX, A	VE01	HA08	0	
1419	FOSFID HOŘČÍKATO-HLINITÝ	4.3	WT2	I	4.3+6.1	802	0	E0	PP, EP, EX, TOX, A	VE01	HA08	2	
1420	SLITINÝ DRASLÍKU, KOVOVÉ, KAPALNÉ	4.3	W1	I	4.3		0	E0	PP, EX, A	VE01	HA08	0	
1421	SLITINÁ ALKALICKÝCH KOVŮ, KAPALNÁ, J.N.	4.3	W1	I	4.3	182	0	E0	PP, EX, A	VE01	HA08	0	
1422	SLITINÝ DRASLÍKU A SODÍKU, KAPALNÉ	4.3	W1	I	4.3		0	E0	PP, EX, A	VE01	HA08	0	
1423	RUBIDIUM	4.3	W2	I	4.3		0	E0	PP, EX, A	VE01	HA08	0	
1426	TETRAHYDRIDOBORITAN SODNÝ	4.3	W2	I	4.3		0	E0	PP, EX, A	VE01	HA08	0	
1427	HYDRID SODNÝ	4.3	W2	I	4.3		0	E0	PP, EX, A	VE01	HA08	0	
1428	SODÍK	4.3	W2	I	4.3		0	E0	PP, EX, A	VE01	HA08	0	
1431	METHYLÁT SODNÝ	4.2	SC4	II	4.2+8		0	E2	PP, EP			0	
1432	FOSFID SODNÝ	4.3	WT2	I	4.3+6.1	802	0	E0	PP, EP, EX, TOX, A	VE01	HA08	2	
1433	FOSFIDY CINU	4.3	WT2	I	4.3+6.1	802	0	E0	PP, EP, EX, TOX, A	VE01	HA08	2	

(1)	(2)	(3)	(4)	(5)	(6)	(7a)	(7b)	(8)	(9)	(10)	(11)	(12)	(13)
	Pojmenování a popis 3.1.2	2.2	2.1.1.3	5.2.2	3.3	3.4 / 3.5.1.2	3.2.1	8.1.5	7.1.6	7.1.5			
Číslo UN / číslo látky		Třída	Klasifikační kód	Obalová skupina	Bezpečnostní značka	Zvláštní ustanovení	Omezená a vyňatá množství	Přeprava schválená	Požadovaná výbava	Větrání	Opatření během naložky / vykládky / přepravy	Počet kuželů / světel	Dodatečné požadavky / poznámky
1435	POPEL ZINKOVÝ	4.3	W2	III	4.3		1 kg	E1	PP, EX, A	VE01 VE03	LO03, HA07, HA08, IN01, IN03	0	VE03, LO03, HA07, IN01 a IN03 platí pouze, pokud je tato látka přepřavována volně ložená nebo bez obalu
1436	ZINEK, PRAŠEK nebo ZINEK, PRACH	4.3	WS	I	4.3+4.2		0	E0	PP, EX, A	VE01	HA08	0	
1436	ZINEK, PRAŠEK nebo ZINEK, PRACH	4.3	WS	II	4.3+4.2		0	E2	PP, EX, A	VE01	HA08	0	
1436	ZINEK, PRAŠEK nebo ZINEK, PRACH	4.3	WS	III	4.3+4.2		0	E1	PP, EX, A	VE01	HA08	0	
1437	HYDRID ZIRKONIA	4.1	F3	II	4.1		1 kg	E2	PP			1	
1438	DUSIČNAN HLINITÝ	5.1	O2	III	5.1		5 kg	E1	PP		CO02, LO04	0	CO02 a LO04 platí pouze, pokud je tato látka přepřavována volně ložená nebo bez obalu
1439	DICHROMAN AMONNÝ	5.1	O2	II	5.1		1 kg	E2	PP			0	
1442	CHLORISTAN AMONNÝ	5.1	O2	II	5.1	152	1 kg	E2	PP			0	
1444	PERSIRAN AMONNÝ	5.1	O2	III	5.1		5 kg	E1	PP			0	
1445	CHLOREČNAN BARNATÝ, TUHÝ	5.1	OT2	II	5.1+6.1	802	1 kg	E2	PP, EP			2	
1446	DUSIČNAN BARNATÝ	5.1	OT2	II	5.1+6.1	802	1 kg	E2	PP, EP			2	
1447	CHLORISTAN BARNATÝ, TUHÝ	5.1	OT2	II	5.1+6.1	802	1 kg	E2	PP, EP			2	
1448	MANGANISTAN BARNATÝ	5.1	OT2	II	5.1+6.1	802	1 kg	E2	PP, EP			2	
1449	PEROXID BARYA	5.1	OT2	II	5.1+6.1	802	1 kg	E2	PP, EP			2	



(1)	(2)	(3)		(4)	(5)	(6)	(7a)	(7b)	(8)	(9)	(10)	(11)	(12)	(13)
	3.1.2	2.2	2.2	2.1.1.3	5.2.2	3.3	3.4 / 3.5.1.2		3.2.1	8.1.5	7.1.6	7.1.6	7.1.5	3.2.1
Číslo UN / číslo látky	Pojmenování a popis	Třída	Klasifikační kód	Obalová skupina	Bezpečnostní značka	Zvláštní ustanovení	Omezená a vyňatá množství		Přeprava schválená	Požadovaná výbava	Větrání	Opatření během naložky / vykládky / přepravy	Počet kuželů / světel	Dodatečné požadavky / poznámky
1450	BROMIČNANY, ANORGANICKÉ, J.N.	5.1	O2	II	5.1	274 350	1 kg E2			PP			0	
1451	DUSIČNAN CESNÝ	5.1	O2	III	5.1		5 kg E1		B	PP		CO02, LO04	0	CO02 a LO04 platí pouze, pokud je tato látka přepravována volně ložená nebo bez obalu
1452	CHLOREČNAN VÁPENATÝ	5.1	O2	II	5.1		1 kg E2			PP			0	
1453	CHLORITAN VÁPENATÝ	5.1	O2	II	5.1		1 kg E2			PP			0	
1454	DUSIČNAN VÁPENATÝ	5.1	O2	III	5.1	208	5 kg E1		B	PP		CO02, LO04	0	CO02 a LO04 platí pouze, pokud je tato látka přepravována volně ložená nebo bez obalu
1455	CHLORISTAN VÁPENATÝ	5.1	O2	II	5.1		1 kg E2			PP			0	
1456	MANGANISTAN VÁPENATÝ	5.1	O2	II	5.1		1 kg E2			PP			0	
1457	PEROXID VÁPENATÝ	5.1	O2	II	5.1		1 kg E2			PP			0	
1458	CHLOREČNANY A BORITANY, SMĚS	5.1	O2	II	5.1		1 kg E2			PP			0	
1458	CHLOREČNANY A BORITANY, SMĚS	5.1	O2	III	5.1		5 kg E1			PP			0	
1459	CHLOREČNANY A CHLORID HOŘEČNATÝ, SMĚS, TUHÁ	5.1	O2	II	5.1		1 kg E2			PP			0	
1459	CHLOREČNANY A CHLORID HOŘEČNATÝ, SMĚS, TUHÁ	5.1	O2	III	5.1		5 kg E1			PP			0	
1461	CHLOREČNANY, ANORGANICKÉ, J.N.	5.1	O2	II	5.1	274 351	1 kg E2			PP			0	

(1)	(2)	(3)		(4)	(5)	(6)	(7a)	(7b)	(8)	(9)	(10)	(11)	(12)	(13)
	3.1.2	2.2	2.2	2.1.1.3	5.2.2	3.3	3.4 / 3.5.1.2		3.2.1	8.1.5	7.1.6	7.1.6	7.1.5	3.2.1
Číslo UN / číslo látky	Pojmenování a popis	Třída	Klasifikační kód	Obalová skupina	Bezpečnostní značka	Zvláštní ustanovení	Omezená a vyňatá množství		Přeprava schválená	Požadovaná výbava	Větrání	Opatření během nakládky / vykládky / přepravy	Počet kuželů / světel	Dodatečné požadavky / poznámky
1462	CHLORITANY, ANORGANICKÉ, J.N.	5.1	O2	II	5.1	274 352 509	1 kg E2			PP			0	
1463	OXID CHROMOVÝ, BEZVODÝ	5.1	OTC	II	5.1+ 6.1+8	510	1 kg E2			PP, EP			2	
1465	DUSIČNAN DIDYMIA	5.1	O2	III	5.1		5 kg E1		<b>B</b>	PP		CO02, LO04	0	CO02 a LO04 platí pouze, pokud je tato látko přepravována volně ložená nebo bez obalu
1466	DUSIČNAN ŽELEZITÝ	5.1	O2	III	5.1		5 kg E1		<b>B</b>	PP		CO02, LO04	0	CO02 a LO04 platí pouze, pokud je tato látko přepravována volně ložená nebo bez obalu
1467	DUSIČNAN GUANIDINU	5.1	O2	III	5.1		5 kg E1		<b>B</b>	PP		CO02, LO04	0	CO02 a LO04 platí pouze, pokud je tato látko přepravována volně ložená nebo bez obalu
1469	DUSIČNAN OLOVNATÝ	5.1	OT2	II	5.1+6.1	802	1 kg E2			PP, EP			2	
1470	CHLORISTAN OLOVNATÝ, TUHÝ	5.1	OT2	II	5.1+6.1	802	1 kg E2			PP, EP			2	
1471	CHLORNAN LITHNÝ, SUCHÝ nebo CHLORNAN LITHNÝ, SMES	5.1	O2	II	5.1		1 kg E2			PP			0	

(1)	(2)	(3)		(4)	(5)	(6)	(7a)	(7b)	(8)	(9)	(10)	(11)	(12)	(13)
	3.1.2	2.2	2.2	2.1.1.3	5.2.2	3.3	3.4 / 3.5.1.2	3.2.1	8.1.5	7.1.6	7.1.6	7.1.5	3.2.1	
Číslo UN / číslo látky	Pojmenování a popis	Třída	Klasifikační kód	Obalová skupina	Bezpečnostní značka	Zvláštní ustanovení	Omezená a vyňatá množství	Přeprava schválená	Požadovaná výbava	Větrání	Opatření během naložky / vykládky / přepravy	Počet kuželů / světel	Dodatečné požadavky / poznámky	
1471	CHLORNAN LITHNÝ, SUCHÝ nebo CHLORNAN LITHNÝ, SMES	5.1	O2	III	5.1		5 kg	E1	PP			0		
1472	PEROXID LITHNÝ	5.1	O2	II	5.1		1 kg	E2	PP			0		
1473	BROMIČNAN HOŘEČNATÝ	5.1	O2	II	5.1		1 kg	E2	PP			0		
1474	DUSIČNAN HOŘEČNATÝ	5.1	O2	III	5.1	332	5 kg	E1	PP		CO02, LO04	0	CO02 a LO04 platí pouze, pokud je tato látka přepravována volně ložená nebo bez obalu	
1475	CHLORISTAN HOŘEČNATÝ	5.1	O2	II	5.1		1 kg	E2	PP			0		
1476	PEROXID HOŘEČNATÝ	5.1	O2	II	5.1		1 kg	E2	PP			0		
1477	DUSIČNANY, ANORGANICKÉ, J.N.	5.1	O2	II	5.1	511	1 kg	E2	PP			0		
1477	DUSIČNANY, ANORGANICKÉ, J.N.	5.1	O2	III	5.1	511	5 kg	E1	PP		CO02, LO04	0	CO02 a LO04 platí pouze, pokud je tato látka přepravována volně ložená nebo bez obalu	
1479	LÁTKA PODPORUJÍCÍ HOŘENÍ, TUHÁ, J.N.	5.1	O2	I	5.1	274	0	E0	PP			0		
1479	LÁTKA PODPORUJÍCÍ HOŘENÍ, TUHÁ, J.N.	5.1	O2	II	5.1	274	1 kg	E2	PP			0		
1479	LÁTKA PODPORUJÍCÍ HOŘENÍ, TUHÁ, J.N.	5.1	O2	III	5.1	274	5 kg	E1	PP			0		
1481	CHLORISTANY, ANORGANICKÉ, J.N.	5.1	O2	II	5.1		1 kg	E2	PP			0		
1481	CHLORISTANY, ANORGANICKÉ, J.N.	5.1	O2	III	5.1		5 kg	E1	PP			0		
1482	MANGANISTANY, ANORGANICKÉ, J.N.	5.1	O2	II	5.1	274	1 kg	E2	PP			0		
1482	MANGANISTANY, ANORGANICKÉ, J.N.	5.1	O2	III	5.1	353	5 kg	E1	PP			0		

(1)	(2)	(3)	(4)	(5)	(6)	(7a)	(7b)	(8)	(9)	(10)	(11)	(12)	(13)
	3.1.2	2.2	2.1.3	5.2.2	3.3	3.4 / 3.5.1.2	3.2.1	8.1.5	7.1.6	7.1.5	3.2.1		
Číslo UN / číslo látky	Pojmenování a popis	Třída	Klasifikační kód	Obalová skupina	Bezpečnostní značka	Zvláštní ustanovení	Omezená a vyňatá množství	Přeprava schválená	Požadovaná výbava	Větrání	Opatření během naložky / vykládky / přepravy	Počet kuželů / světel	Dodatečné požadavky / poznámky
1483	PEROXIDY, ANORGANICKÉ, J.N.	5.1	O2	II	5.1		1 kg	E2	PP			0	
1483	PEROXIDY, ANORGANICKÉ, J.N.	5.1	O2	III	5.1		5 kg	E1	PP			0	
1484	BROMIČNAN DRASELNÝ	5.1	O2	II	5.1		1 kg	E2	PP			0	
1485	CHLOREČNAN DRASELNÝ	5.1	O2	II	5.1		1 kg	E2	PP			0	
1486	DUSIČNAN DRASELNÝ	5.1	O2	III	5.1		5 kg	E1	B		CO02, LO04	0	CO02 a LO04 platí pouze, pokud je tato látka přepravována volně ložená nebo bez obalu
1487	DUSIČNAN DRASELNÝ A DUSITAN SODNÝ, SMĚS	5.1	O2	II	5.1	607	1 kg	E2	PP			0	
1488	DUSITAN DRASELNÝ	5.1	O2	II	5.1		1 kg	E2	PP			0	
1489	CHLORISTAN DRASELNÝ	5.1	O2	II	5.1		1 kg	E2	PP			0	
1490	MANGANISTAN DRASELNÝ	5.1	O2	II	5.1		1 kg	E2	PP			0	
1491	PEROXID DRASELNÝ	5.1	O2	I	5.1		0	E0	PP			0	
1492	PERSÍRAN DRASELNÝ	5.1	O2	III	5.1		5 kg	E1	PP			0	
1493	DUSIČNAN STŘÍBRNÝ	5.1	O2	II	5.1		1 kg	E2	PP			0	
1494	BROMIČNAN SODNÝ	5.1	O2	II	5.1		1 kg	E2	PP			0	
1495	CHLOREČNAN SODNÝ	5.1	O2	II	5.1		1 kg	E2	PP			0	
1496	CHLORITAN SODNÝ	5.1	O2	II	5.1		1 kg	E2	PP			0	
1498	DUSIČNAN SODNÝ	5.1	O2	III	5.1		5 kg	E1	B		CO02, LO04	0	CO02 a LO04 platí pouze, pokud je tato látka přepravována volně ložená nebo bez obalu

(1)	(2)	(3)	(4)	(5)	(6)	(7a)	(7b)	(8)	(9)	(10)	(11)	(12)	(13)
	3.1.2	2.2	2.1.1.3	5.2.2	3.3	3.4 / 3.5.1.2	3.2.1	8.1.5	7.1.6	7.1.5	3.2.1		
Číslo UN / číslo látky	Pojmenování a popis	Třída	Klasifikační kód	Obalová skupina	Bezpečnostní značka	Zvláštní ustanovení	Omezená a vyňatá množství	Přeprava schválená	Požadovaná výbava	Větrání	Opatření během naložky / vykládky / přepravy	Počet kuželů / světel	Dodatečné požadavky / poznámky
1499	DUSIČNAN SODNÝ A DUSIČNAN DRASELNÝ, SMĚS	5.1	O2	III	5.1		5 kg	B	PP		CO02, LO04	0	CO02 a LO04 platí pouze, pokud je tato látka přepravována volně ložená nebo bez obalu
1500	DUSITAN SODNÝ	5.1	OT2	III	5.1+6.1	802	5 kg	E1	PP, EP			0	
1502	CHLORISTAN SODNÝ	5.1	O2	II	5.1		1 kg	E2	PP			0	
1503	MANGANISTAN SODNÝ	5.1	O2	II	5.1		1 kg	E2	PP			0	
1504	PEROXID SODNÝ	5.1	O2	I	5.1		0	E0	PP			0	
1505	PERSIRAN SODNÝ	5.1	O2	III	5.1		5 kg	E1	PP			0	
1506	CHLOREČNAN STRONTNATÝ	5.1	O2	II	5.1		1 kg	E2	PP			0	
1507	DUSIČNAN STRONTNATÝ	5.1	O2	III	5.1		5 kg	E1	B		CO02, LO04	0	CO02 a LO04 platí pouze, pokud je tato látka přepravována volně ložená nebo bez obalu
1508	CHLORISTAN STRONTNATÝ	5.1	O2	II	5.1		1 kg	E2	PP			0	
1509	PEROXID STRONTNATÝ	5.1	O2	II	5.1		1 kg	E2	PP			0	
1510	TETRANITROMETHAN	6.1	TO1	I	6.1+5.1	354 609 802	0	E0	PP, EP, TOX, A	VE02		2	
1511	SLOUČENINA MOČOVINY, S PEROXIDEM VODÍKU	5.1	OC2	III	5.1+8		5 kg	E1	PP, EP			0	
1512	DUSITAN ZINEČNATOAMONNÝ	5.1	O2	II	5.1		1 kg	E2	PP			0	
1513	CHLOREČNAN ZINEČNATÝ	5.1	O2	II	5.1		1 kg	E2	PP			0	
1514	DUSIČNAN ZINEČNATÝ	5.1	O2	II	5.1		1 kg	E2	PP			0	

(1)	(2)	(3)	(4)	(5)	(6)	(7a)	(7b)	(8)	(9)	(10)	(11)	(12)	(13)
Číslo UN / číslo látky	Pojmenování a popis 3.1.2	Třída 2.2	Klasifikační kód 2.2	Obalová skupina 2.1.1.3	Bezpečnostní značka 5.2.2	Zvláštní ustanovení 3.3	Omezená a vyňatá množství 3.4 / 3.5.1.2	Přeprava schválená 3.2.1	Požadovaná výbava 8.1.5	Větrání 7.1.6	Opatření během naložky / vykládky / přepravy 7.1.6	Počet kuželů / světel 7.1.5	Dodatečné požadavky / poznámky 3.2.1
1515	MANGANISTAN ZINEČNATÝ	5.1	O2	II	5.1		1 kg	E2	PP			0	
1516	PEROXID ZINEČNATÝ	5.1	O2	II	5.1		1 kg	E2	PP			0	
1517	PIKRAMAN ZIRKONIA, VLNĚNÝ nejméně 20 % hm. vody	4.1	D	I	4.1		0	E0	PP			1	
1541	ACETONKYANHYDRIN, STABILIZOVANÝ	6.1	T1	I	6.1	354 802	0	E0	PP, EP, TOX, A	VE02		2	
1544	ALKALOIDY, TUHÉ, J.N. nebo SOLI ALKALOIDŮ, TUHÉ, J.N.	6.1	T2	I	6.1	43 274 802	0	E5	PP, EP			2	
1544	ALKALOIDY, TUHÉ, J.N. nebo SOLI ALKALOIDŮ, TUHÉ, J.N.	6.1	T2	II	6.1	43 274 802	500 g	E4	PP, EP			2	
1544	ALKALOIDY, TUHÉ, J.N. nebo SOLI ALKALOIDŮ, TUHÉ, J.N.	6.1	T2	III	6.1	43 274 802	5 kg	E1	PP, EP			0	
1545	ALLYLSUTHIOKYANÁT, STABILIZOVANÝ	6.1	TF1	II	6.1+3	802 386	100 ml	E0	PP, EP, EX, TOX, A	VE01 , VE02		2	
1546	ARSENIČNAN AMONNÝ	6.1	T5	II	6.1	802	500 g	E4	PP, EP			2	
1547	ANILÍN	6.1	T1	II	6.1	802	100 ml	E4	PP, EP, TOX, A	VE02		2	
1548	HYDROCHLORID ANILINU	6.1	T2	III	6.1	802	5 kg	E1	PP, EP			0	
1549	SLOUČENINA ANTIMONU, ANORGANICKÁ, TUHÁ, J.N.	6.1	T5	III	6.1	45 274 512 802	5 kg	E1	PP, EP			0	
1550	LAKTÁT ANTIMONIČNÝ	6.1	T5	III	6.1	802	5 kg	E1	PP, EP			0	
1551	VINAN ANTIMONYLODRASELNÝ	6.1	T5	III	6.1	802	5 kg	E1	PP, EP			0	
1553	KYSELINA ARSENIČNÁ, KAPALNÁ	6.1	T4	I	6.1	802	0	E5	PP, EP, TOX, A	VE02		2	
1554	KYSELINA ARSENIČNÁ, TUHÁ	6.1	T5	II	6.1	802	500 g	E4	PP, EP			2	
1555	BROMID ARSENITÝ	6.1	T5	II	6.1	802	500 g	E4	PP, EP			2	

(1)	(2)	(3)	(4)	(5)	(6)	(7a)	(7b)	(8)	(9)	(10)	(11)	(12)	(13)
Číslo UN / číslo látky	Pojmenování a popis 3.1.2	Třída 2.2	Klasifikační kód 2.2	Obalová skupina 2.1.1.3	Bezpečnostní značka 5.2.2	Zvláštní ustanovení 3.3	Omezená a vyňatá množství 3.4 / 3.5.1.2	Přeprava schválená 3.2.1	Požadovaná výbava 8.1.5	Větrání 7.1.6	Opatření během nakládky / vykládky / přepravy 7.1.6	Počet kuželů / světel 7.1.5	Dodatečné požadavky / poznámky 3.2.1
1556	SLOUČENINA ARSENU, KAPALNÁ, J.N., anorganická, zahrnující arseničnany, j.n., arsenitany, j.n. a sulfidy arсенu, j.n.	6.1	T4	I	6.1	43 274 802	0	E5	PP, EP, TOX, A	VE02		2	
1556	SLOUČENINA ARSENU, KAPALNÁ, J.N., anorganická, zahrnující arseničnany, j.n., arsenitany, j.n. a sulfidy arсенu, j.n.	6.1	T4	II	6.1	43 274 802	100 ml	E4	PP, EP, TOX, A	VE02		2	
1556	SLOUČENINA ARSENU, KAPALNÁ, J.N., anorganická, zahrnující arseničnany, j.n., arsenitany, j.n. a sulfidy arсенu, j.n.	6.1	T4	III	6.1	43 274 802	5 L	E1	PP, EP, TOX, A	VE02		0	
1557	SLOUČENINA ARSENU, TUHÁ, J.N., anorganická, zahrnující arseničnany, j.n., arsenitany, j.n. a sulfidy arсенu, j.n.	6.1	T5	I	6.1	43 274 802	0	E5	PP, EP			2	
1557	SLOUČENINA ARSENU, TUHÁ, J.N., anorganická, zahrnující arseničnany, j.n., arsenitany, j.n. a sulfidy arсенu, j.n.	6.1	T5	II	6.1	43 274 802	500 g	E4	PP, EP			2	
1557	SLOUČENINA ARSENU, TUHÁ, J.N., anorganická, zahrnující arseničnany, j.n., arsenitany, j.n. a sulfidy arсенu, j.n.	6.1	T5	III	6.1	43 274 802	5 kg	E1	PP, EP			0	
1558	ARSEN	6.1	T5	II	6.1	802	500 g	E4	PP, EP			2	
1559	OXID ARSENIČNÝ	6.1	T5	II	6.1	802	500 g	E4	PP, EP			2	
1560	CHLORID ARSENIČNÝ	6.1	T4	I	6.1	802	0	E0	PP, EP, TOX, A	VE02		2	
1561	OXID ARSENIČNÝ	6.1	T5	II	6.1	802	500 g	E4	PP, EP			2	
1562	ARSEN, PRACH	6.1	T5	II	6.1	802	500 g	E4	PP, EP			2	
1564	SLOUČENINA BARYA, J.N.	6.1	T5	II	6.1	177 274 513 587 802	500 g	E4	PP, EP			2	

(1)	(2)	(3)	(4)	(5)	(6)	(7a)	(7b)	(8)	(9)	(10)	(11)	(12)	(13)
Číslo UN / číslo látky	Pojmenování a popis 3.1.2	2.2 Třída	2.2 Klasifikační kód	2.1.1.3 Obalová skupina	5.2.2 Bezpečnostní značka	3.3 Zvláštní ustanovení	3.4 / 3.5.1.2 Omezená a vyňatá množství	3.2.1 Přeprava schválená	8.1.5 Požadovaná výbava	7.1.6 Větrání	7.1.6 Opatření během naložky / vykládky / přepravy	7.1.5 Počet kuželů / světel	3.2.1 Dodatečné požadavky / poznámky
1564	SLOUČENINA BARYA, J.N.	6.1	T5	III	6.1	177 274 513 587 802	5 kg E1		PP, EP			0	
1565	KYANID BARNATÝ	6.1	T5	I	6.1	802	0 E5		PP, EP			2	
1566	SLOUČENINA BERYLLIA, J.N.	6.1	T5	II	6.1	274 514 802	500 g E4		PP, EP			2	
1566	SLOUČENINA BERYLLIA, J.N.	6.1	T5	III	6.1	274 514 802	5 kg E1		PP, EP			0	
1567	BERYLLIUM, PRÁŠEK	6.1	TF3	II	6.1+4.1	802	500 g E4		PP, EP			2	
1569	BROMACETON	6.1	TF1	II	6.1+3	802	0 E0		PP, EP, EX, TOX, A	VE01		2	
1570	BRUCIN	6.1	T2	I	6.1	43 802	0 E5		PP, EP			2	
1571	AZID BARNATÝ, VLNĚNÝ nejméně 50 % hm. vody	4.1	DT	I	4.1+6.1	568 802	0 E0		PP, EP			2	
1572	KYSELINA KAKODYLOVÁ	6.1	T5	II	6.1	802	500 g E4		PP, EP			2	
1573	ARSENIČNAN VÁPENATÝ	6.1	T5	II	6.1	802	500 g E4		PP, EP			2	
1574	ARSENIČNAN VÁPENATÝ A ARSENITAN VÁPENATÝ, SMĚS, TUHÁ	6.1	T5	II	6.1	802	500 g E4		PP, EP			2	
1575	KYANID VÁPENATÝ	6.1	T5	I	6.1	802	0 E5		PP, EP			2	
1577	CHLORDINITROBENZENY, KAPALNÉ	6.1	T1	II	6.1	279 802	100 ml E4		PP, EP, TOX, A	VE02		2	
1578	CHLORNITROBENZENY, TUHÉ	6.1	T2	II	6.1	279 802	500 g E4	T	PP, EP, TOX, A	VE02		2	
1579	HYDROCHLORID 4-CHLOR-o-TOLUIDINU, TUHÝ	6.1	T2	III	6.1	802	5 kg E1		PP, EP			0	
1580	CHLORPIKRIN	6.1	T1	I	6.1	354 802	0 E0		PP, EP, TOX, A	VE02		2	



(1)	(2)	(3)	(4)	(5)	(6)	(7a)	(7b)	(8)	(9)	(10)	(11)	(12)	(13)
	3.1.2	2.2	2.1.1.3	5.2.2	3.3	3.4 / 3.5.1.2	3.2.1	8.1.5	7.1.6	7.1.6	7.1.6	7.1.5	3.2.1
Číslo UN / číslo látky	Pojmenování a popis	Třída	Klasifikační kód	Obalová skupina	Bezpečnostní značka	Zvláštní ustanovení	Omezená a vyňatá množství	Přeprava schválená	Požadovaná výbava	Větrání	Opatření během naložky / vykládky / přepravy	Počet kuželů / světel	Dodatečné požadavky / poznámky
1581	CHLORPIKRIN A METHYLBROMID, SMĚS, s více než 2 % chlorpikrinu	2	2T	2.3			0	E0	PP, EP, TOX, A	VE02		2	
1582	CHLORPIKRIN A METHYLCHLORID, SMĚS	2	2T	2.3			0	E0	PP, EP, TOX, A	VE02		2	
1583	CHLORPIKRIN, SMĚS, J.N.	6.1	T1	I	6.1	274 315 515 802	0	E0	PP, EP, TOX, A	VE02		2	
1583	CHLORPIKRIN, SMĚS, J.N.	6.1	T1	II	6.1	274 515 802	100 ml	E0	PP, EP, TOX, A	VE02		2	
1583	CHLORPIKRIN, SMĚS, J.N.	6.1	T1	III	6.1	274 515 802	5 L	E0	PP, EP, TOX, A	VE02		0	
1585	ACETOARSENITAN MĚDNATÝ	6.1	T5	II	6.1	802	500 g	E4	PP, EP			2	
1586	ARSENITAN MĚDNATÝ	6.1	T5	II	6.1	802	500 g	E4	PP, EP			2	
1587	KYANID MĚDNÝ	6.1	T5	II	6.1	802	500 g	E4	PP, EP			2	
1588	KYANIDY, ANORGANICKÉ, TUHÉ, J.N.	6.1	T5	I	6.1	47 274 802	0	E5	PP, EP			2	
1588	KYANIDY, ANORGANICKÉ, TUHÉ, J.N.	6.1	T5	II	6.1	47 274 802	500 g	E4	PP, EP			2	
1588	KYANIDY, ANORGANICKÉ, TUHÉ, J.N.	6.1	T5	III	6.1	47 274 802	5 kg	E1	PP, EP			0	
1589	CHLORKYAN, STABILIZOVANÝ	2	2TC		2.3+8	386	0	E0	PP, EP, TOX, A	VE02		2	
1590	DICHLORANILINÝ, KAPALNÉ	6.1	T1	II	6.1	279 802	100 ml	E4	PP, EP, TOX, A	VE02		2	
1591	o-DICHLORBENZEN (1,2-dichlorbenzen)	6.1	T1	III	6.1	279 802	5 L	E1	PP, EP, TOX, A	VE02		0	

(1)	(2)	(3)	(4)	(5)	(6)	(7a)	(7b)	(8)	(9)	(10)	(11)	(12)	(13)
Číslo UN / číslo látky	Pojmenování a popis 3.1.2	Třída 2.2	Klasifikační kód 2.2	Obalová skupina 2.1.1.3	Bezpečnostní značka 5.2.2	Zvláštní ustanovení 3.3	Omezená a vyňatá množství 3.4 / 3.5.1.2	Přeprava schválená 3.2.1	Požadovaná výbava 8.1.5	Větrání 7.1.6	Opatření během naložky / vykládky / přepravy 7.1.6	Počet kuželů / světel 7.1.5	Dodatečné požadavky / poznámky 3.2.1
1593	DICHLORMETHAN	6.1	T1	III	6.1	516 802	5 L	T	PP, EP, TOX, A	VE02		0	
1594	DIETHYLSULFÁT	6.1	T1	II	6.1	802	100 ml	T	PP, EP, TOX, A	VE02		2	
1595	DIMETHYLSULFÁT	6.1	TC1	I	6.1+8	354 802	0	T	PP, EP, TOX, A	VE02		2	
1596	DINITROANILINY	6.1	T2	II	6.1	802	500 g		PP, EP			2	
1597	DINITROBENZENY, KAPALNÉ	6.1	T1	II	6.1	802	100 ml		PP, EP, TOX, A	VE02		2	
1597	DINITROBENZENY, KAPALNÉ	6.1	T1	III	6.1	802	5 L		PP, EP, TOX, A	VE02		0	
1598	DINITRO-o-KRESOL	6.1	T2	II	6.1	43 802	500 g		PP, EP			2	
1599	DINITROFENOL, ROZTOK	6.1	T1	II	6.1	802	100 ml		PP, EP, A			2	
1599	DINITROFENOL, ROZTOK	6.1	T1	III	6.1	802	5 L		PP, EP, A			0	
1600	DINITROTOLUENY, ROZTAVENÉ	6.1	T1	II	6.1	802	0		PP, EP, TOX, A	VE02		2	
1601	PROSTŘEDEK DEZINFEKČNÍ, TUHÝ, TOXICKÝ, J.N.	6.1	T2	I	6.1	274 802	0		PP, EP			2	
1601	PROSTŘEDEK DEZINFEKČNÍ, TUHÝ, TOXICKÝ, J.N.	6.1	T2	II	6.1	274 802	500 g		PP, EP			2	
1601	PROSTŘEDEK DEZINFEKČNÍ, TUHÝ, TOXICKÝ, J.N.	6.1	T2	III	6.1	274 802	5 kg		PP, EP			0	
1602	BARVIVO, KAPALNÉ, TOXICKÉ, J.N. nebo MEZIPRODUKT PŘÍVÝROBĚ BARVIV, KAPALNÝ, TOXICKÝ, J.N.	6.1	T1	I	6.1	274 802	0		PP, EP, TOX, A	VE02		2	
1602	BARVIVO, KAPALNÉ, TOXICKÉ, J.N. nebo MEZIPRODUKT PŘÍVÝROBĚ BARVIV, KAPALNÝ, TOXICKÝ, J.N.	6.1	T1	II	6.1	274 802	100 ml		PP, EP, TOX, A	VE02		2	

(1)	(2)	(3)	(4)	(5)	(6)	(7a)	(7b)	(8)	(9)	(10)	(11)	(12)	(13)
Číslo UN / číslo látky	Pojmenování a popis 3.1.2	2.2 Třída	2.2 Klasifikační kód	2.1.1.3 Obalová skupina	5.2.2 Bezpečnostní značka	3.3 Zvláštní ustanovení	3.4 / 3.5.1.2 Omezená a vyňatá množství	3.2.1 Přeprava schválená	8.1.5 Požadovaná výbava	7.1.6 Větrání	7.1.6 Opatření během naložky / vykládky / přepravy	7.1.5 Počet kuželů / světel	3.2.1 Dodatečné požadavky / poznámky
1602	BARVIVO, KAPALNÉ, TOXICKÉ, J.N. nebo MEZIPRODUKT PŘI VÝROBĚ BARVIV, KAPALNÝ, TOXICKÝ, J.N.	6.1	T1	III	6.1	274 802	5 L	E1	PP, EP, TOX, A	VE02		0	
1603	ETHYLBROMACETÁT	6.1	TF1	II	6.1+3	802	100 ml	E0	PP, EP, EX, TOX, A	VE01 VE02		2	
1604	ETHYLENDIAMIN	8	CF1	II	8+3		1 L	E2	PP, EP, EX, A	VE01		1	
1605	ETHYLENDIBROMID	6.1	T1	I	6.1	354 802	0	E0	PP, EP, TOX, A	VE02		2	
1606	ARSENIOČNAN ŽELEZITÝ	6.1	T5	II	6.1	802	500 g	E4	PP, EP			2	
1607	ARSENITAN ŽELEZITÝ	6.1	T5	II	6.1	802	500 g	E4	PP, EP			2	
1608	ARSENIOČNAN ŽELEZNATÝ	6.1	T5	II	6.1	802	500 g	E4	PP, EP			2	
1611	HEXAETHYL TETRAFOSFÁT	6.1	T1	II	6.1	802	100 ml	E4	PP, EP, TOX, A	VE02		2	
1612	HEXAETHYL TETRAFOSFÁT A STLAČENÝ PLYN, SMĚS	2	1T		2.3		0	E0	PP, EP, TOX, A	VE02		2	
1613	KYSELINA KYANOVODÍKOVÁ, VODNÝ ROZTOK (KYANOVODÍK, VODNÝ ROZTOK), obsahující nejvýše 20 % kyanovodíku	6.1	TF1	I	6.1+3	48 802	0	E0	PP, EP, EX, TOX, A	VE01 VE02		2	
1614	KYANOVODÍK, STABILIZOVANÝ, obsahující méně než 3 % vody a nasáklý v porézní inertní hmotě	6.1	TF1	I	6.1+3	603 802 386	0	E0	PP, EP, EX, TOX, A	VE01 VE02		2	
1616	OCTAN OLOVNATÝ	6.1	T5	III	6.1	802	5 kg	E1	PP, EP			0	
1617	ARSENIOČNAN OLOVA	6.1	T5	II	6.1	802	500 g	E4	PP, EP			2	
1618	ARSENITAN OLOVA	6.1	T5	II	6.1	802	500 g	E4	PP, EP			2	
1620	KYANID OLOVNATÝ	6.1	T5	II	6.1	802	500 g	E4	PP, EP			2	
1621	LONDON PURPLE	6.1	T5	II	6.1	43 802	500 g	E4	PP, EP			2	
1622	ARSENIOČNAN HOŘEČNATÝ	6.1	T5	II	6.1	802	500 g	E4	PP, EP			2	
1623	ARSENIOČNAN RTUŤNATÝ	6.1	T5	II	6.1	802	500 g	E4	PP, EP			2	
1624	CHLORID RTUŤNATÝ	6.1	T5	II	6.1	802	500 g	E4	PP, EP			2	

(1)	(2)	(3)	(4)	(5)	(6)	(7a)	(7b)	(8)	(9)	(10)	(11)	(12)	(13)
Číslo UN / číslo látky	Pojmenování a popis 3.1.2	Třída 2.2	Klasifikační kód 2.2	Obalová skupina 2.1.1.3	Bezpečnostní značka 5.2.2	Zvláštní ustanovení 3.3	Omezená a vyňatá množství 3.4 / 3.5.1.2	Přeprava schválená 3.2.1	Požadovaná výbava 8.1.5	Větrání 7.1.6	Opatření během naložky / vykládky / přepravy 7.1.6	Počet kuželů / světel 7.1.5	Dodatečné požadavky / poznámky 3.2.1
1625	DUSIČNAN RTUŇNÝ	6.1	T5	II	6.1	802	500 g	E4	PP, EP			2	
1626	KYANID DRASELNO-RTUŇNÝ	6.1	T5	I	6.1	802	0	E5	PP, EP			2	
1627	DUSIČNAN RTUŇNÝ	6.1	T5	II	6.1	802	500 g	E4	PP, EP			2	
1629	OCTAN RTUŇNÝ	6.1	T5	II	6.1	802	500 g	E4	PP, EP			2	
1630	CHLORID RTUŇNATO-AMONNÝ	6.1	T5	II	6.1	802	500 g	E4	PP, EP			2	
1631	BENZOÁT RTUŇNÝ	6.1	T5	II	6.1	802	500 g	E4	PP, EP			2	
1634	BROMIDY RTUŇNÝ	6.1	T5	II	6.1	802	500 g	E4	PP, EP			2	
1636	KYANID RTUŇNÝ	6.1	T5	II	6.1	802	500 g	E4	PP, EP			2	
1637	GLUKONÁT RTUŇNÝ	6.1	T5	II	6.1	802	500 g	E4	PP, EP			2	
1638	JODID RTUŇNÝ	6.1	T5	II	6.1	802	500 g	E4	PP, EP			2	
1639	NUKLEÁT RTUŇNÝ	6.1	T5	II	6.1	802	500 g	E4	PP, EP			2	
1640	OLEÁT RTUŇNÝ	6.1	T5	II	6.1	802	500 g	E4	PP, EP			2	
1641	OXID RTUŇNÝ	6.1	T5	II	6.1	802	500 g	E4	PP, EP			2	
1642	OXID-DIKYANID DIRTUŇNÝ, FLEGMATIZOVANÝ	6.1	T5	II	6.1	802	500 g	E4	PP, EP			2	
1643	JODID DRASELNO-RTUŇNÝ	6.1	T5	II	6.1	802	500 g	E4	PP, EP			2	
1644	SALICYLÁT RTUŇNÝ	6.1	T5	II	6.1	802	500 g	E4	PP, EP			2	
1645	SÍRAN RTUŇNÝ	6.1	T5	II	6.1	802	500 g	E4	PP, EP			2	
1646	THIOKYANÁT RTUŇNÝ	6.1	T5	II	6.1	802	500 g	E4	PP, EP			2	
1647	METHYLBROMID A ETHYLENDIBROMID, SMĚS, KAPALNÁ	6.1	T1	I	6.1	354 802	0	E0	PP, EP, TOX, A	VE02		2	
1648	ACETONITRIL	3	F1	II	3		1 L	E2	PP, EX, A VE01			1	
1649	ANTIDETONAČNÍ SMĚS PRO MOTOROVÉ PALIVO	6.1	T3	I	6.1	802	0	E0	PP, EP, TOX, A	VE02		2	
1650	2-NAFTYLAMIN (beta-naftylamin), TUHÝ	6.1	T2	II	6.1	802	500 g	E4	PP, EP			2	
1651	NAFTYLTHIOMOČOVINA	6.1	T2	II	6.1	43 802	500 g	E4	PP, EP			2	
1652	NAFTYLMOČOVINA	6.1	T2	II	6.1	802	500 g	E4	PP, EP			2	
1653	KYANID NIKELNÝ	6.1	T5	II	6.1	802	500 g	E4	PP, EP			2	
1654	NIKOTIN	6.1	T1	II	6.1	802	100 ml	E4	PP, EP, TOX, A	VE02		2	

(1)	(2)	(3)	(4)	(5)	(6)	(7a)	(7b)	(8)	(9)	(10)	(11)	(12)	(13)
Číslo UN / číslo látky	Pojmenování a popis 3.1.2	2.2 Třída	2.2 Klasifikační kód	2.1.1.3 Obalová skupina	5.2.2 Bezpečnostní značka	3.3 Zvláštní ustanovení	3.4 / 3.5.1.2 Omezená a vyňatá množství	3.2.1 Přeprava schválená	8.1.5 Požadovaná výbava	7.1.6 Větrání	7.1.6 Opatření během naložky / vykládky / přepravy	7.1.5 Počet kuželů / světel	3.2.1 Dodatečné požadavky / poznámky
1655	SLOUČENINA NIKOTINU, TUHÁ, J.N. nebo PŘÍPRAVKY NIKOTINOVÉ, TUHÉ, J.N.	6.1	T2	I	6.1	43 274 802	0 E5		PP, EP			2	
1655	SLOUČENINA NIKOTINU, TUHÁ, J.N. nebo PŘÍPRAVKY NIKOTINOVÉ, TUHÉ, J.N.	6.1	T2	II	6.1	43 274 802	500 g E4		PP, EP			2	
1655	SLOUČENINA NIKOTINU, TUHÁ, J.N. nebo PŘÍPRAVKY NIKOTINOVÉ, TUHÉ, J.N.	6.1	T2	III	6.1	43 274 802	5 kg E1		PP, EP			0	
1656	HYDROCHLORID NIKOTINU, KAPALNÝ nebo ROZTOK	6.1	T1	II	6.1	43 802	100 ml E4		PP, EP, TOX, A	VE02		2	
1656	HYDROCHLORID NIKOTINU, KAPALNÝ nebo ROZTOK	6.1	T1	III	6.1	43 802	5 L E1		PP, EP, TOX, A	VE02		0	
1657	SALICYLÁT NIKOTINU	6.1	T2	II	6.1	802	500 g E4		PP, EP			2	
1658	SÍRAN NIKOTINU, ROZTOK	6.1	T1	II	6.1	802	100 ml E4		PP, EP, TOX, A	VE02		2	
1658	SÍRAN NIKOTINU, ROZTOK	6.1	T1	III	6.1	802	5 L E1		PP, EP, TOX, A	VE02		0	
1659	VINAN NIKOTINU	6.1	T2	II	6.1	802	500 g E4		PP, EP			2	
1660	OXID DUSNATÝ, STLAČENÝ	2	1TOC		2.3+5.1+8		0 E0		PP, EP, TOX, A	VE02		2	
1661	NITROANILINÝ (o-, m-, p-)	6.1	T2	II	6.1	279 802	500 g E4		PP, EP			2	
1662	NITROBENZEN	6.1	T1	II	6.1	279 802	100 ml E4	T	PP, EP, TOX, A	VE02		2	
1663	NITROFENOLY (o-, m-, p-)	6.1	T2	III	6.1	279 802	5 kg E1	T	PP, EP			0	
1664	NITROTOLUENY, KAPALNÉ	6.1	T1	II	6.1	802	100 ml E4	T	PP, EP, TOX, A	VE02		2	
1665	NITROXYLENY, KAPALNÉ	6.1	T1	II	6.1	802	100 ml E4		PP, EP, TOX, A	VE02		2	
1669	PENTACHLORETHAN	6.1	T1	II	6.1	802	100 ml E4		PP, EP, TOX, A	VE02		2	

(1)	(2)	(3)	(4)	(5)	(6)	(7a)	(7b)	(8)	(9)	(10)	(11)	(12)	(13)
Číslo UN / číslo látky	Pojmenování a popis 3.1.2	2.2 Třída	2.2 Klasifikační kód	2.1.1.3 Obalová skupina	5.2.2 Bezpečnostní značka	3.3 Zvláštní ustanovení	3.4 / 3.5.1.2 Omezená a vyňatá množství	3.2.1 Přeprava schválená	8.1.5 Požadovaná výbava	7.1.6 Větrání	7.1.6 Opatření během nakládky / vykládky / přepravy	7.1.5 Počet kuželů / světél	3.2.1 Dodatečné požadavky / poznámky
1670	PERCHLORMETHYLMERKAPTAN	6.1	T1	I	6.1	354 802	0	E0	PP, EP, TOX, A	VE02		2	
1671	FENOL, TUHÝ	6.1	T2	II	6.1	279 802	500 g	E4	PP, EP			2	
1672	FENYLKARBYLAMINCHLORID	6.1	T1	I	6.1	802	0	E0	PP, EP, TOX, A	VE02		2	
1673	FENYLENDIAMINY (o-, m-, p-)	6.1	T2	III	6.1	279 802	5 kg	E1	PP, EP			0	
1674	FENYLMERKURIACETÁT	6.1	T3	II	6.1	43 802	500 g	E4	PP, EP, TOX, A	VE02		2	
1677	ARSENIČNAN DRASELNÝ	6.1	T5	II	6.1	802	500 g	E4	PP, EP			2	
1678	ARSENITAN DRASELNÝ	6.1	T5	II	6.1	802	500 g	E4	PP, EP			2	
1679	DIKYANOMÉDNAN DRASELNÝ	6.1	T5	II	6.1	802	500 g	E4	PP, EP			2	
1680	KYANID DRASELNÝ, TUHÝ	6.1	T5	I	6.1	802	0	E5	PP, EP			2	
1683	ARSENITAN STŘÍBRNÝ	6.1	T5	II	6.1	802	500 g	E4	PP, EP			2	
1684	KYANID STŘÍBRNÝ	6.1	T5	II	6.1	802	500 g	E4	PP, EP			2	
1685	ARSENIČNAN SODNÝ	6.1	T5	II	6.1	802	500 g	E4	PP, EP			2	
1686	ARSENITAN SODNÝ, VODNÝ ROZTOK	6.1	T4	II	6.1	43 802	100 ml	E4	PP, EP			2	
1686	ARSENITAN SODNÝ, VODNÝ ROZTOK	6.1	T4	III	6.1	43 802	5 L	E1	PP, EP			0	
1687	AZID SODNÝ	6.1	T5	II	6.1	802	500 g	E4	PP, EP			2	
1688	KAKODYLAT SODNÝ	6.1	T5	II	6.1	802	500 g	E4	PP, EP			2	
1689	KYANID SODNÝ, TUHÝ	6.1	T5	I	6.1	802	0	E5	PP, EP			2	
1690	FLUORID SODNÝ, TUHÝ	6.1	T5	III	6.1	802	5 kg	E1	PP, EP			0	
1691	ARSENITAN STRONTNATÝ	6.1	T5	II	6.1	802	500 g	E4	PP, EP			2	
1692	STRYCHNIN nebo SOLI STRYCHNINU	6.1	T2	I	6.1	802	0	E5	PP, EP			2	
1693	LÁTKA PRO PŘÍPRAVU SLZNÉHO PLYNU, KAPALNÁ, J.N.	6.1	T1	I	6.1	274 802	0	E0	PP, EP, TOX, A	VE02		2	
1693	LÁTKA PRO PŘÍPRAVU SLZNÉHO PLYNU, KAPALNÁ, J.N.	6.1	T1	II	6.1	274 802	0	E0	PP, EP, TOX, A	VE02		2	

(1)	(2)	(3)	(4)	(5)	(6)	(7a)	(7b)	(8)	(9)	(10)	(11)	(12)	(13)
	3.1.2	2.2	2.1.1.3	5.2.2	3.3	3.4 / 3.5.1.2	3.2.1	8.1.5	7.1.6	7.1.6	7.1.6	7.1.5	3.2.1
Číslo UN / číslo látky	Pojmenování a popis	Třída	Klasifikační kód	Bezpečnostní značka	Zvláštní ustanovení	Omezená a vyňatá množství	Přeprava schválená	Požadovaná výbava	Větrání	Opatření během naložky / vykládky / přepravy	Počet kuželů / světel	Dodatečné požadavky / poznámky	
1694	BROMBENZYLKYANID, KAPALNÝ	6.1	I	6.1	138 302	0	E0	PP, EP, TOX, A	VE02		2		
1695	CHLORACETON, STABILIZOVANÝ	6.1	I	6.1+3+8	354 802	0	E0	PP, EP, EX, TOX, A	VE01 VE02		2		
1697	CHLORACETOFENON, TUHÝ	6.1	II	6.1	802	0	E0	PP, EP, TOX, A	VE02		2		
1698	DIFENYLAMINOCHLORARSIN	6.1	I	6.1	802	0	E0	PP, EP, TOX, A	VE02		2		
1699	DIFENYLCHLORARSIN, KAPALNÝ	6.1	I	6.1	802	0	E0	PP, EP, TOX, A	VE02		2		
1700	SVÍCE SLZOTVORNÉ	6.1		6.1+4.1	802	0	E0	PP, EP	VE02		2		
1701	XYLYLBROMID, KAPALNÝ	6.1	II	6.1	802	0	E0	PP, EP, TOX, A	VE02		2		
1702	1,1,2,2-TETRACHLORETHAN	6.1	II	6.1	802	100 ml	E4	PP, EP, TOX, A	VE02		2		
1704	TETRAETHYLPENTAOXODITHIODIFOSFÁT	6.1	II	6.1	43 802	100 ml	E4	PP, EP			2		
1707	SLOUČENINY THALLIA, J.N.	6.1	II	6.1	43 274 802	500 g	E4	PP, EP			2		
1708	TOLUIDINY, KAPALNÉ	6.1	II	6.1	279 802	100 ml	E4	PP, EP, TOX, A	VE02		2		
1709	2,4-TOLUYLENDIAMIN, TUHÝ	6.1	III	6.1	802	5 kg	E1	PP, EP			0		
1710	TRICHCLORETHYLEN	6.1	III	6.1	802	5 L	E1	PP, EP, TOX, A	VE02		0		
1711	XYLIDINY, KAPALNÉ	6.1	II	6.1	802	100 ml	E4	PP, EP, TOX, A	VE02		2		
1712	ARSENICÍAN ZINEČNATÝ nebo ARSENITAN ZINEČNATÝ nebo ARSENICÍAN ZINEČNATÝ A ARSENITAN ZINEČNATÝ, SMĚS	6.1	II	6.1	802	500 g	E4	PP, EP			2		
1713	KYANID ZINEČNATÝ	6.1	I	6.1	802	0	E5	PP, EP			2		

(1)	(2)	(3)	(4)	(5)	(6)	(7a)	(7b)	(8)	(9)	(10)	(11)	(12)	(13)
Číslo UN / číslo látky	Pojmenování a popis 3.1.2	2.2	2.1.1.3	5.2.2	3.3	3.4 / 3.5.1.2	3.2.1	8.1.5	7.1.6	7.1.6	7.1.6	7.1.5	3.2.1
		Třída	Klasifikační kód	Obalová skupina	Bezpečnostní značka	Zvláštní ustanovení	Omezená a vyňatá množství	Přeprava schválená	Požadovaná výbava	Větrání	Opatření během naložky / vykládky / přepravy	Počet kuželů / světel	Dodatečné požadavky / poznámky
1714	FOSFID ZINEČNATÝ	4.3	WT2	I	4.3+6.1	802	0	E0	PP, EP, EX, TOX, A	VE01	HA08	2	
1715	ACETANHYDRID	8	CF1	II	8+3		1 L	E2	PP, EP, EX, A	VE01		1	
1716	ACETYL BROMID	8	C3	II	8		1 L	E2	PP, EP			0	
1717	ACETYL CHLORID	3	FC	II	3+8		1 L	E2	PP, EP, EX, A	VE01		1	
1718	BUTYL FOSFÁT	8	C3	III	8		5 L	E1	PP, EP			0	
1719	LÁTKA ŽÍRAVÁ, ALKALICKÁ, KAPALNÁ, J.N.	8	C5	II	8	274	1 L	E2	PP, EP			0	
1719	LÁTKA ŽÍRAVÁ, ALKALICKÁ, KAPALNÁ, J.N.	8	C5	III	8	274	5 L	E1	PP, EP			0	
1722	ALLYL CHLORFORMIÁT (allylchlorokarbonát)	6.1	TFC	I	6.1+3+8	802	0	E0	PP, EP, EX, TOX, A	VE01		2	
1723	ALLYL JODID	3	FC	II	3+8		1 L	E2	PP, EP, EX, A	VE01		1	
1724	ALLYL TRICHLORSILAN, STABILIZOVANÝ	8	CF1	II	8+3	386	0	E0	PP, EP, EX, A	VE01		1	
1725	BROMID HLINITÝ, BEZVODÝ	8	C2	II	8	588	1 kg	E2	PP, EP			0	
1726	CHLORID HLINITÝ, BEZVODÝ	8	C2	II	8	588	1 kg	E2	PP, EP			0	
1727	HYDROGENFLUORID AMONNÝ, TUHÝ	8	C2	II	8		1 kg	E2	PP, EP			0	
1728	AMYL TRICHLORSILAN	8	C3	II	8		0	E0	PP, EP			0	
1729	ANISOYL CHLORID	8	C4	II	8		1 kg	E2	PP, EP			0	
1730	CHLORID ANTIMONIČNÝ, KAPALNÝ	8	C1	II	8		1 L	E2	PP, EP			0	
1731	CHLORID ANTIMONIČNÝ, ROZTOK	8	C1	II	8		1 L	E2	PP, EP			0	
1731	CHLORID ANTIMONIČNÝ, ROZTOK	8	C1	III	8		5 L	E1	PP, EP			0	
1732	FLUORID ANTIMONIČNÝ	8	CT1	II	8+6.1	802	1 L	E0	PP, EP, TOX, A	VE02		2	
1733	CHLORID ANTIMONITÝ	8	C2	II	8		1 kg	E2	PP, EP			0	
1736	BENZOYL CHLORID	8	C3	II	8		1 L	E2	PP, EP			0	



(1)	(2)	(3)	(4)	(5)	(6)	(7a)	(7b)	(8)	(9)	(10)	(11)	(12)	(13)
Číslo UN / číslo látky	Pojmenování a popis 3.1.2	2.2	2.2	2.1.1.3	5.2.2	3.3	3.4 / 3.5.1.2	3.2.1	8.1.5	7.1.6	7.1.6	7.1.5	3.2.1
		Třída	Klasifikační kód	Obalová skupina	Bezpečnostní značka	Zvláštní ustanovení	Omezená a vyňatá množství	Přeprava schválená	Požadovaná výbava	Větrání	Opatření během naložky / vykládky / přepravy	Počet kuželů / světel	Dodatečné požadavky / poznámky
1737	BENZYL BROMID	6.1	TC1	II	6.1+8	802	0	E4	PP, EP, TOX, A	VE02		2	
1738	BENZYL CHLORID	6.1	TC1	II	6.1+8	802	0	E4	PP, EP, TOX, A	VE02		2	
1739	BENZYL CHLORFORMIÁT (benzylchlorokarbonát)	8	C9	I	8		0	E0	PP, EP			0	
1740	HYDROGENFLUORIDY, TUHÉ, J.N.	8	C2	II	8	517	1 kg	E2	PP, EP			0	
1740	HYDROGENFLUORIDY, TUHÉ, J.N.	8	C2	III	8	517	5 kg	E1	PP, EP			0	
1741	CHLORID BORITÝ	2	2TC		2.3+8		0	E0	PP, EP, TOX, A	VE02		2	
1742	FLUORID BORITÝ / KYSELINA OCTOVÁ, KOMPLEX, KAPALNÝ	8	C3	II	8		1 L	E2	PP, EP			0	
1743	FLUORID BORITÝ / KYSELINA PROPIONOVÁ, KOMPLEX, KAPALNÝ	8	C3	II	8		1 L	E2	PP, EP			0	
1744	BROM nebo BROM, ROZTOK	8	CT1	I	8+6.1	802	0	E0	PP, EP, TOX, A	VE02		2	
1745	FLUORID BROMIČNÝ	5.1	OTC	I	5.1+6.1+8	802	0	E0	PP, EP, TOX, A	VE02		2	
1746	FLUORID BROMITÝ	5.1	OTC	I	5.1+6.1+8	802	0	E0	PP, EP, TOX, A	VE02		2	
1747	BUTYL TRICHLORSILAN	8	CF1	II	8+3		0	E0	PP, EP, EX, A	VE01		1	
1748	CHLORAN VÁPENATÝ, SUCHÝ nebo CHLORAN VÁPENATÝ, SMĚS, SUCHÁ, s více než 39 % aktivního chlóru (8,8 % aktivního kyslíku)	5.1	O2	II	5.1	314	1 kg	E2	PP			0	
1748	CHLORAN VÁPENATÝ, SUCHÝ nebo CHLORAN VÁPENATÝ, SMĚS, SUCHÁ, s více než 39 % aktivního chlóru (8,8 % aktivního kyslíku)	5.1	O2	III	5.1	316	5 kg	E1	PP			0	
1749	FLUORID CHLORITÝ (CHLORITRIFLUORID)	2	2TOC		2.3+5.1+8		0	E0	PP, EP, TOX, A	VE02		2	

(1)	(2)	(3)	(4)	(5)	(6)	(7a)	(7b)	(8)	(9)	(10)	(11)	(12)	(13)
Číslo UN / číslo látky	Pojmenování a popis 3.1.2	Třída 2.2	Klasifikační kód 2.2	Obalová skupina 2.1.1.3	Bezpečnostní značka 5.2.2	Zvláštní ustanovení 3.3	Omezená a vyňatá množství 3.4 / 3.5.1.2	Přeprava schválená 3.2.1	Požadovaná výbava 8.1.5	Větrání 7.1.6	Opatření během naložky / vykládky / přepravy 7.1.6	Počet kuželů / světel 7.1.5	Dodatečné požadavky / poznámky 3.2.1
1750	KYSELINA CHLOROCTOVÁ, ROZTOK	6.1	TC1	II	6.1+8	802	100 ml	T	PP, EP, TOX, A	VE02		2	
1751	KYSELINA CHLOROCTOVÁ, TUHÁ	6.1	TC2	II	6.1+8	802	500 g		PP, EP			2	
1752	CHLORACETYLCHLORID	6.1	TC1	I	6.1+8	354 802	0		PP, EP, TOX, A	VE02		2	
1753	CHLORFENYLTRICHLORSILAN	8	C3	II	8		0		PP, EP			0	
1754	KYSELINA CHLORSULFONOVÁ (s oxidem sírovým nebo bez)	8	C1	I	8		0		PP, EP			0	
1755	KYSELINA CHROMOVÁ, ROZTOK	8	C1	II	8	518	1 L		PP, EP			0	
1755	KYSELINA CHROMOVÁ, ROZTOK	8	C1	III	8	518	5 L		PP, EP			0	
1756	FLUORID CHROMITÝ, TUHÝ	8	C2	II	8		1 kg		PP, EP			0	
1757	FLUORID CHROMITÝ, ROZTOK	8	C1	II	8		1 L		PP, EP			0	
1757	FLUORID CHROMITÝ, ROZTOK	8	C1	III	8		5 L		PP, EP			0	
1758	CHLORID CHROMYLU (OXYCHLORID CHROMOVÝ)	8	C1	I	8		0		PP, EP			0	
1759	LÁTKA ŽÍRAVÁ, TUHÁ, J.N.	8	C10	I	8	274	0		PP, EP			0	
1759	LÁTKA ŽÍRAVÁ, TUHÁ, J.N.	8	C10	II	8	274	1 kg		PP, EP			0	
1759	LÁTKA ŽÍRAVÁ, TUHÁ, J.N.	8	C10	III	8	274	5 kg		PP, EP			0	
1760	LÁTKA ŽÍRAVÁ, KAPALNÁ, J.N.	8	C9	I	8	274	0	T	PP, EP			0	
1760	LÁTKA ŽÍRAVÁ, KAPALNÁ, J.N.	8	C9	II	8	274	1 L	T	PP, EP			0	
1760	LÁTKA ŽÍRAVÁ, KAPALNÁ, J.N.	8	C9	III	8	274	5 L	T	PP, EP			0	
1761	MEĎ / ETHYLENDIAMIN, KOMPLEX, ROZTOK	8	CT1	II	8+6.1	802	1 L		PP, EP, A			2	
1761	MEĎ / ETHYLENDIAMIN, KOMPLEX, ROZTOK	8	CT1	III	8+6.1	802	5 L		PP, EP, A			0	
1762	CYKLOHEXYLTRICHLORSILAN	8	C3	II	8		0		PP, EP			0	
1763	CYKLOHEXYLTRICHLORSILAN	8	C3	II	8		0		PP, EP			0	
1764	KYSELINA DICHLOROCTOVÁ	8	C3	II	8		1 L	T	PP, EP			0	
1765	DICHLORACETYLCHLORID	8	C3	II	8		1 L		PP, EP			0	
1766	DICHLORFENYLTRICHLORSILAN	8	C3	II	8		0		PP, EP			0	
1767	DIETHYLDICHLORSILAN	8	CF1	II	8+3		0		PP, EP, EX, A	VE01		1	

(1)	(2)	(3)	(4)	(5)	(6)	(7a)	(7b)	(8)	(9)	(10)	(11)	(12)	(13)
Číslo UN / číslo látky	Pojmenování a popis 3.1.2	2.2 Třída	2.2 Klasifikační kód	2.1.1.3 Obalová skupina	5.2.2 Bezpečnostní značka	3.3 Zvláštní ustanovení	3.4 / 3.5.1.2 Omezená a vyňatá množství	3.2.1 Přeprava schválená	8.1.5 Požadovaná výbava	7.1.6 Větrání	7.1.6 Opatření během naložky / vykládky / přepravy	7.1.5 Počet kuželů / světel	3.2.1 Dodatečné požadavky / poznámky
1768	KYSELINA DIFLUOROSFOREČNÁ, BEZVODÁ	8	C1	II	8		1 L E2		PP, EP			0	
1769	DIFENYLCHLORSILAN	8	C3	II	8		0 E0		PP, EP			0	
1770	DIFENYLMETHYLBROMID	8	C10	II	8		1 kg E2		PP, EP			0	
1771	DODECYLTRICHLORSILAN	8	C3	II	8		0 E0		PP, EP			0	
1773	CHLORID ŽELEZITÝ, BEZVODÝ	8	C2	III	8	590	5 kg E1		PP, EP			0	
1774	NÁPLNĚ HASÍCÍCH PŘÍSTROJŮ, žíravá kapalná látka	8	C11	II	8		1 L E0		PP, EP			0	
1775	KYSELINA FLUOROBORITÁ	8	C1	II	8		1 L E2		PP, EP			0	
1776	KYSELINA FLUOROSFOREČNÁ, BEZVODÁ	8	C1	II	8		1 L E2		PP, EP			0	
1777	KYSELINA FLUOROSULFONOVÁ	8	C1	I	8		0 E0		PP, EP			0	
1778	KYSELINA FLUOROKŘEMIČITÁ	8	C1	II	8		1 L E2	T	PP, EP			0	
1779	KYSELINA MRAVENČÍ, obsahující více než 85 % hm. kyseliny	8	CF1	II	8+3		1 L E2	T	PP, EP, EX, A	VE01		1	
1780	FUMARYLCHLORID	8	C3	II	8		1 L E2	T	PP, EP			0	
1781	HEXADECYLTRICHLORSILAN	8	C3	II	8		0 E0		PP, EP			0	
1782	KYSELINA HEXAFLUOROSFOREČNÁ	8	C1	II	8		1 L E2		PP, EP			0	
1783	HEXAMETHYLENDIAMIN, ROZTOK	8	C7	II	8		1 L E2	T	PP, EP			0	
1783	HEXAMETHYLENDIAMIN, ROZTOK	8	C7	III	8		5 L E1	T	PP, EP			0	
1784	HEXYLTRICHLORSILAN	8	C3	II	8		0 E0		PP, EP			0	
1786	KYSELINA FLUOROVODÍKOVÁ A KYSELINA SIROVÁ, SMĚS	8	CT1	I	8+6.1	802	0 E0		PP, EP, TOX, A	VE02		2	
1787	KYSELINA JODOVODÍKOVÁ	8	C1	II	8		1 L E2		PP, EP			0	
1787	KYSELINA JODOVODÍKOVÁ	8	C1	III	8		5 L E1		PP, EP			0	
1788	KYSELINA BROMOVODÍKOVÁ	8	C1	II	8	519	1 L E2		PP, EP			0	
1788	KYSELINA BROMOVODÍKOVÁ	8	C1	III	8	519	5 L E1		PP, EP			0	
1789	KYSELINA CHLOROVODÍKOVÁ (kyselina solná)	8	C1	II	8	520	1 L E2	T	PP, EP			0	
1789	KYSELINA CHLOROVODÍKOVÁ (kyselina solná)	8	C1	III	8	520	5 L E1	T	PP, EP			0	

(1)	(2)	(3)	(4)	(5)	(6)	(7a)	(7b)	(8)	(9)	(10)	(11)	(12)	(13)
Číslo UN / číslo látky	Pojmenování a popis 3.1.2	2.2 Třída	2.2 Klasifikační kód	2.1.1.3 Obalová skupina	5.2.2 Bezpečnostní značka	3.3 Zvláštní ustanovení	3.4 / 3.5.1.2 Omezená a vyňatá množství	3.2.1 Přeprava schválená	8.1.5 Požadovaná výbava	7.1.6 Větrání	7.1.6 Opatření během naložky / vykládky / přepravy	7.1.5 Počet kuželů / světel	3.2.1 Dodatečné požadavky / poznámky
1790	KYSELINA FLUOROVODÍKOVÁ, roztok, obsahující více než 85 % fluorovodíku	8	CT1	I	8+6.1	640I, 802	0	E0	PP, EP, TOX, A	VE02		2	
1790	KYSELINA FLUOROVODÍKOVÁ, roztok, obsahující více než 60 %, nejvýše však 85 % fluorovodíku	8	CT1	I	8+6.1	640J, 802	0	E0	PP, EP, TOX, A	VE02		2	
1790	KYSELINA FLUOROVODÍKOVÁ, roztok, obsahující nejvýše 60 % fluorovodíku	8	CT1	II	8+6.1	802	1 L	E2	PP, EP, TOX, A	VE02		2	
1791	CHLORNAN, ROZTOK	8	C9	II	8	521	1 L	E2	PP, EP			0	
1791	CHLORNAN, ROZTOK	8	C9	III	8	521	5 L	E1	PP, EP			0	
1792	MONOCHLORID JÓDU, TUHÝ	8	C2	II	8		1 kg	E0	PP, EP			0	
1793	ISOPROPYL FOSFÁT	8	C3	III	8		5 L	E1	PP, EP			0	
1794	SIRAN OLOVNATÝ, obsahující více než 3 % volné kyseliny	8	C2	II	8	591	1 kg	E2	PP, EP			0	
1796	SMĚS NITRAČNÍ, obsahující více než 50 % kyseliny dusičné	8	CO1	I	8+5.1		0	E0	PP, EP			0	
1796	SMĚS NITRAČNÍ, obsahující nejvýše 50 % kyseliny dusičné	8	C1	II	8		1 L	E0	PP, EP			0	
1798	KYSELINA DUSIČNÁ A CHLOROVODÍKOVÁ (solná), SMĚS	8	COT						Přeprava zakázána				
1799	NONYLTRICHLORSILAN	8	C3	II	8		0	E0	PP, EP			0	
1800	OKTADECYLTRICHLORSILAN	8	C3	II	8		0	E0	PP, EP			0	
1801	OKTYLTRICHLORSILAN	8	C3	II	8		0	E0	PP, EP			0	
1802	KYSELINA CHLORISTÁ, s nejvýše 50 % hm. kyseliny	8	CO1	II	8+5.1	522	1 L	E0	PP, EP			0	
1803	KYSELINA FENOLSULFONOVÁ, KAPALNÁ	8	C3	II	8		1 L	E2	PP, EP			0	
1804	FENYLTRICHLORSILAN	8	C3	II	8		0	E0	PP, EP			0	
1805	KYSELINA FOSFOREČNÁ, ROZTOK	8	C1	III	8		5 L	E1	PP, EP			0	
1806	CHLORID FOSFOREČNÝ	8	C2	II	8		1 kg	E0	PP, EP			0	
1807	OXID FOSFOREČNÝ	8	C2	II	8		1 kg	E2	PP, EP			0	
1808	BROMID FOSFORITÝ	8	C1	II	8		1 L	E0	PP, EP			0	

(1)	(2)	(3)	(4)	(5)	(6)	(7a)	(7b)	(8)	(9)	(10)	(11)	(12)	(13)
Číslo UN / číslo látky	Pojmenování a popis 3.1.2	Třída 2.2	Klasifikační kód 2.2	Obalová skupina 2.1.1.3	Bezpečnostní značka 5.2.2	Zvláštní ustanovení 3.3	Omezená a vyňatá množství 3.4 / 3.5.1.2	Přeprava schválená 3.2.1	Požadovaná výbava 8.1.5	Větrání 7.1.6	Opatření během naložení / vykládky / přepravy 7.1.6	Počet kuželů / světel 7.1.5	Dodatečné požadavky / poznámky 3.2.1
1809	CHLORID FOSFORIT	6.1	TC3	I	6.1+8	354 802	0	E0	PP, EP, TOX, A	VE02		2	
1810	CHLORID FOSFORYL (OXYCHLORID FOSFOREČNÝ)	6.1	TC3	I	6.1+8	354	0	E0	PP, EP, TOX, A	VE02		2	
1811	HYDROGENFLUORID DRASELNÝ, TUHÝ	8	CT2	II	8+6.1	802	1 kg	E2	PP, EP			2	
1812	FLUORID DRASELNÝ, TUHÝ	6.1	T5	III	6.1	802	5 kg	E1	PP, EP			0	
1813	HYDROXID DRASELNÝ, TUHÝ	8	C6	II	8		1 kg	E2	PP, EP			0	
1814	HYDROXID DRASELNÝ, ROZTOK	8	C5	II	8		1 L	E2	PP, EP			0	
1814	HYDROXID DRASELNÝ, ROZTOK	8	C5	III	8		5 L	E1	PP, EP			0	
1815	PROPIONYLCHLORID	3	FC	II	3+8		1 L	E2	PP, EP, EX, A	VE01		1	
1816	PROPYLTRICHLORSILAN	8	CF1	II	8+3		0	E0	PP, EP, EX, A	VE01		1	
1817	PYROSULFURYLCHLORID	8	C1	II	8		1 L	E2	PP, EP			0	
1818	TETRACHLORSILAN (chlorid křemičitý)	8	C1	II	8		0	E0	PP, EP			0	
1819	HLINITAN SODNÝ, ROZTOK	8	C5	II	8		1 L	E2	PP, EP			0	
1819	HLINITAN SODNÝ, ROZTOK	8	C5	III	8		5 L	E1	PP, EP			0	
1823	HYDROXID SODNÝ, TUHÝ	8	C6	II	8		1 kg	E2	PP, EP			0	
1824	HYDROXID SODNÝ, ROZTOK	8	C5	II	8		1 L	E2	PP, EP			0	
1824	HYDROXID SODNÝ, ROZTOK	8	C5	III	8		5 L	E1	PP, EP			0	
1825	OXID SODNÝ	8	C6	II	8		1 kg	E2	PP, EP			0	
1826	SMĚS NITRAČNÍ, ODPADNÍ, obsahující více než 50 % kyseliny dusičné	8	CO1	I	8+5.1	113	0	E0	PP, EP			0	
1826	SMĚS NITRAČNÍ, ODPADNÍ, obsahující nejvýše 50 % kyseliny dusičné	8	C1	II	8	113	1 L	E0	PP, EP			0	
1827	CHLORID ČIČNÝ, BEZVODÝ	8	C1	II	8		1 L	E2	PP, EP			0	
1828	CHLORIDY SÍRY	8	C1	I	8		0	E0	PP, EP			0	
1829	OXID SÍROVÝ, STABILIZOVANÝ	8	C1	I	8	623 386	0	E0	PP, EP			0	
1830	KYSELINA SÍROVÁ, obsahující více než 51 % kyseliny	8	C1	II	8		1 L	E2	PP, EP			0	

(1)	(2)	(3)	(4)	(5)	(6)	(7a)	(7b)	(8)	(9)	(10)	(11)	(12)	(13)
Číslo UN / číslo látky	Pojmenování a popis 3.1.2	2.2	2.2	2.1.1.3	5.2.2	3.3	3.4 / 3.5.1.2	3.2.1	8.1.5	7.1.6	7.1.6	7.1.5	3.2.1
		Třída	Klasifikační kód	Obalová skupina	Bezpečnostní značka	Zvláštní ustanovení	Omezená a vyňatá množství	Přepřava schválená	Požadovaná výbava	Větrání	Opatření během naložení / vykládky / přepravy	Počet kuželů / světel	Dodatečné požadavky / poznámky
1831	KYSELINA SIROVÁ, DÝMAVÁ	8	CT1	I	8+6.1	802	0	E0	PP, EP, TOX, A	VE02		2	
1832	KYSELINA SIROVÁ, POUŽITÁ	8	C1	II	8	113	1 L	E0	PP, EP			0	
1833	KYSELINA SÍŘIČITÁ	8	C1	II	8		1 L	E2	PP, EP			0	
1834	CHLORID SULFURYL	6.1	TC3	I	6.1+8	354	0	E0	PP, EP, TOX, A	VE02		2	
1835	TETRAMETHYLAMONIUMHYDROXID, ROZTOK	8	C7	II	8		1 L	E2	PP, EP			0	
1835	TETRAMETHYLAMONIUMHYDROXID, ROZTOK	8	C7	III	8		5 L	E1	PP, EP			0	
1836	CHLORID THIONYLU	8	C1	I	8		0	E0	PP, EP			0	
1837	CHLORID THIOFOSFORYL	8	C1	II	8		1 L	E0	PP, EP			0	
1838	CHLORID TITANIČITÝ	6.1	TC3	I	6.1+8	354	0	E0	PP, EP, TOX, A	VE02		2	
1839	KYSELINA TRICHLOROCTOVÁ	8	C4	II	8		1 kg	E2	PP, EP			0	
1840	CHLORID ZINEČNATÝ, ROZTOK	8	C1	III	8		5 L	E1	PP, EP			0	
1841	1-AMINOETHANOL (ACETALDEHYD AMONIAK)	9	M11	III	9		5 kg	E1	PP			0	
1843	AMMONIUMDINITRO-o-KRESOLÁT, TUHÝ	6.1	T2	II	6.1	802	500 g	E4	PP, EP			2	
1845	Oxid uhlíčitý, tuhý (suchý led)	9	M11										
1846	TETRACHLORMETHAN	6.1	T1	II	6.1	802	100 ml	E4	PP, EP, TOX, A	VE02		2	
1847	SULFID DRASELNÝ, HYDRATOVANÝ, obsahující nejméně 30 % krystalové vody	8	C6	II	8	523	1 kg	E2	PP, EP			0	
1848	KYSELINA PROPIONOVÁ, obsahující více než 10 % a méně než 90 % hm. kyseliny	8	C3	III	8		5 L	E1	PP, EP			0	
1849	SULFID SODNÝ, HYDRATOVANÝ, obsahující nejméně 30 % vody	8	C6	II	8	523	1 kg	E2	PP, EP			0	
1851	LÉČIVA, KAPALNÁ, TOXICKÁ, J.N.	6.1	T1	II	6.1	221 601 802	100 ml	E4	PP, EP, TOX, A	VE02		2	

(1)	(2)	(3)	(4)	(5)	(6)	(7a)	(7b)	(8)	(9)	(10)	(11)	(12)	(13)
Číslo UN / číslo látky	Pojmenování a popis 3.1.2	Třída 2.2	Klasifikační kód 2.2	Obalová skupina 2.1.1.3	Bezpečnostní značka 5.2.2	Zvláštní ustanovení 3.3	Omezená a vyňatá množství 3.4 / 3.5.1.2	Přeprava schválená 3.2.1	Požadovaná výbava 8.1.5	Větrání 7.1.6	Opatření během naložky / vykládky / přepravy 7.1.6	Počet kuželů / světel 7.1.5	Dodatečné požadavky / poznámky 3.2.1
1851	LÉČIVA, KAPALNÁ, TOXICKÁ, J.N.	6.1	T1	III	6.1	221 601 802	5 L	E1	PP, EP, TOX, A	VE02		0	
1854	SLITINY BARYA, PYROFORNÍ	4.2	S4	I	4.2		0	E0	PP			0	
1855	VÁPNIK, PYROFORNÍ NEBO SLITINY VÁPNIKU, PYROFORNÍ	4.2	S4	I	4.2		0	E0	PP			0	
1856	Hady znečištěné olejem	4.2	S2										
1857	Odpady textilní, vlhké	4.2	S2										
1858	HEXAFLUOROPROPYLEN (PLYN JAKO CHLADICÍ PROSTŘEDEK R 1216)	2	2A		2.2	662	120 ml	E1	PP			0	
1859	FLUORID KŘEMIČITÝ	2	2TC		2.3+8		0	E0	PP, EP, TOX, A	VE02		2	
1860	VINYLFUORID, STABILIZOVANÝ	2	2F		2.1	662 386	0	E0	PP, EX, A	VE01		1	
1862	ETHYLNKROTONÁT	3	F1	II	3		1 L	E2	PP, EX, A	VE01		1	
1863	PALIVO PRO TRYSKOVÉ MOTORY	3	F1	I	3		500 ml	E3	PP, EX, A	VE01		1	
1863	PALIVO PRO TRYSKOVÉ MOTORY (tenze par při 50 °C je vyšší než 110 kPa)	3	F1	II	3	640C	1 L	E2	PP, EX, A	VE01		1	
1863	PALIVO PRO TRYSKOVÉ MOTORY (tenze par při 50 °C nepřesahuje 110 kPa)	3	F1	II	3	640D	1 L	E2	PP, EX, A	VE01		1	
1863	PALIVO PRO TRYSKOVÉ MOTORY	3	F1	III	3		5 L	E1	PP, EX, A	VE01		0	
1865	n-PROPYLNITRÁT	3	F1	II	3		1 L	E2	PP, EX, A	VE01		1	
1866	PRYSKYŘICE, ROZTOK, hořlavý	3	F1	I	3		500 ml	E3	PP, EX, A	VE01		1	
1866	PRYSKYŘICE, ROZTOK, hořlavý (tenze par při 50 °C je vyšší než 110 kPa)	3	F1	II	3	640C	5 L	E2	PP, EX, A	VE01		1	
1866	PRYSKYŘICE, ROZTOK, hořlavý (tenze par při 50 °C nepřesahuje 110 kPa)	3	F1	II	3	640D	5 L	E2	PP, EX, A	VE01		1	

(1)	(2)	(3)	(4)	(5)	(6)	(7a)	(7b)	(8)	(9)	(10)	(11)	(12)	(13)
Číslo UN / číslo látky	Pojmenování a popis 3.1.2	Třída 2.2	Klasifikační kód 2.2	Obalová skupina 2.1.1.3	Bezpečnostní značka 5.2.2	Zvláštní ustanovení 3.3	Omezená a vyňatá množství 3.4 / 3.5.1.2	Přeprava schválená 3.2.1	Požadovaná výbava 8.1.5	Větrání 7.1.6	Opatření během naložky / vykládky / přepravy 7.1.6	Počet kuželů / světel 7.1.5	Dodatečné požadavky / poznámky 3.2.1
1866	PRYSKYŘICE, ROZTOK, hořlavý	3	F1	III	3		5 L	E1	PP, EX, A	VE01		0	
1866	PRYSKYŘICE, ROZTOK, hořlavý (s bodem vzplanutí pod 23 °C a viskozitou podle 2.2.3.1.4) (tenze par při 50 °C je vyšší než 110 kPa)	3	F1	III	3		5 L	E1	PP, EX, A	VE01		0	
1866	PRYSKYŘICE, ROZTOK, hořlavý (s bodem vzplanutí pod 23 °C a viskozitou podle 2.2.3.1.4) (tenze par při 50 °C nepřesahuje 110 kPa)	3	F1	III	3		5 L	E1	PP, EX, A	VE01		0	
1868	DEKABORAN	4.1	FT2	II	4.1+6.1	802	1 kg	E0	PP, EP			2	
1869	HOŘČÍK nebo SLITINY HOŘČÍKU, s více než 50 % hořčíku jako hrudky, třísky nebo	4.1	F3	III	4.1	59	5 kg	E1	PP			0	
1870	TETRAHYDRIDOBORITAN DRASELNÝ	4.3	W2	I	4.3		0	E0	PP, EX, A	VE01	HA08	0	
1871	DIHYDRID TITANU	4.1	F3	II	4.1		1 kg	E2	PP			1	
1872	OXID OLOVIČITÝ	5.1	OT2	III	5.1+6.1	802	5 kg	E1	PP, EP			0	
1873	KYSELINA CHLORISTÁ, s více než 50 % hm., ale nejvýše 72 % hm. kyseliny	5.1	OC1	I	5.1+8	60	0	E0	PP, EP			0	
1884	OXID BARNATÝ	6.1	T5	III	6.1	802	5 kg	E1	PP, EP			0	
1885	BENZIDIN	6.1	T2	II	6.1	802	500 g	E4	PP, EP			2	
1886	BENZYLIDENCHLORID	6.1	T1	II	6.1	802	100 ml	E4	PP, EP, TOX, A	VE02		2	
1887	BROMCHLORMETHAN	6.1	T1	III	6.1	802	5 L	E1	PP, EP, TOX, A	VE02		0	
1888	CHLOROFORM	6.1	T1	III	6.1	802	5 L	E1	PP, EP, TOX, A	VE02		0	
1889	BROMKYAN	6.1	TC2	I	6.1+8	802	0	E0	PP, EP			2	
1891	ETHYLBROMID	6.1	T1	II	6.1	802	100 ml	E4	PP, EP, TOX, A	VE02		2	
1892	ETHYLDICHLORARSIN	6.1	T3	I	6.1	354 802	0	E0	PP, EP, TOX, A	VE02		2	
1894	FENYLMERKURIHYDROXID	6.1	T3	II	6.1	802	500 g	E4	PP, EP, TOX, A	VE02		2	



(1)	(2)	(3)	(4)	(5)	(6)	(7a)	(7b)	(8)	(9)	(10)	(11)	(12)	(13)
Číslo UN / číslo látky	Pojmenování a popis 3.1.2	Třída 2.2	Klasifikační kód 2.2	Obalová skupina 2.1.1.3	Bezpečnostní značka 5.2.2	Zvláštní ustanovení 3.3	Omezená a vyňatá množství 3.4 / 3.5.1.2	Přeprava schválená 3.2.1	Požadovaná výbava 8.1.5	Větrání 7.1.6	Opatření během naložky / vykládky / přepravy 7.1.6	Počet kuželů / světel 7.1.5	Dodatečné požadavky / poznámky 3.2.1
1895	FENYLMERKURINITRÁT	6.1	T3	II	6.1	802	500 g	E4	PP, EP, TOX, A	VE02		2	
1897	TETRACHLORETHYLEN	6.1	T1	III	6.1	802	5 L	E1	PP, EP, TOX, A	VE02		0	
1898	ACETYLJODID	8	C3	II	8		1 L	E2	PP, EP			0	
1902	DIISOOKTYLFOSFÁT	8	C3	III	8		5 L	E1	PP, EP			0	
1903	PROSTŘEDEK DEZINFEKČNÍ, KAPALNÝ, ŽÍRAVÝ, J.N.	8	C9	I	8	274	0	E0	PP, EP			0	
1903	PROSTŘEDEK DEZINFEKČNÍ, KAPALNÝ, ŽÍRAVÝ, J.N.	8	C9	II	8	274	1 L	E2	PP, EP			0	
1903	PROSTŘEDEK DEZINFEKČNÍ, KAPALNÝ, ŽÍRAVÝ, J.N.	8	C9	III	8	274	5 L	E1	PP, EP			0	
1905	KYSELINA SELENOVÁ	8	C2	I	8		0	E0	PP, EP			0	
1906	KYSELINA SIROVÁ, ODPADNÍ	8	C1	II	8		1 L	E0	PP, EP			0	
1907	VÁPNO NATRONOVÉ, s více než 4 % hydroxidu sodného	8	C6	III	8	62	5 kg	E1	PP, EP			0	
1908	CHLORITAN, ROZTOK	8	C9	II	8	521	1 L	E2	PP, EP			0	
1908	CHLORITAN, ROZTOK	8	C9	III	8	521	5 L	E1	PP, EP			0	
1910	Oxid vápenatý	8	C6										
1911	DIBORAN	2	2TF		2.3+2.1		0	E0	PP, EP, EX, TOX, A	VE01		2	
1912	CHLORMETHAN (METHYLCHLORID) A DICHLORMETHAN, SMĚS	2	2F		2.1	228 662	0	E0	PP, EX, A	VE01		1	
1913	NEON, HLUBOCE ZCHLAZENÝ, KAPALNÝ	2	3A		2.2	593	120 ml	E1	PP			0	
1914	BUTYLPROPIONÁT	3	F1	III	3		5 L	E1	PP, EX, A	VE01		0	
1915	CYKLOHEXANON	3	F1	III	3		5 L	E1	PP, EX, A	VE01		0	
1916	2,2-DICHLORDIETHYLETER	6.1	TF1	II	6.1+3	802	100 ml	E4	PP, EP, EX, TOX, A	VE01		2	

(1)	(2)	(3)	(4)	(5)	(6)	(7a)	(7b)	(8)	(9)	(10)	(11)	(12)	(13)
Číslo UN / číslo látky	Pojmenování a popis 3.1.2	2.2 Třída	2.2 Klasifikační kód	2.1.1.3 Obalová skupina	5.2.2 Bezpečnostní značka	3.3 Zvláštní ustanovení	3.4 / 3.5.1.2 Omezená a vyňatá množství	3.2.1 Přeprava schválená	8.1.5 Požadovaná výbava	7.1.6 Větrání	7.1.6 Opatření během naložky / vykládky / přepravy	7.1.5 Počet kuželů / světel	3.2.1 Dodatečné požadavky / poznámky
1917	ETHYLAKRYLÁT, STABILIZOVANÝ	3	F1	II	3	386	1 L E2	T	PP, EX, A	VE01		1	
1918	ISOPROPYL BENZEN	3	F1	III	3		5 L E1	T	PP, EX, A	VE01		0	
1919	METHYLAKRYLÁT, STABILIZOVANÝ	3	F1	II	3	386	1 L E2	T	PP, EX, A	VE01		1	
1920	NONANY	3	F1	III	3		5 L E1	T	PP, EX, A	VE01		0	
1921	PROPYLENIMIN, STABILIZOVANÝ	3	FT1	I	3+6.1	802 386	0 E0		PP, EP, EX, TOX, A	VE01		2	
1922	PYRROLIDIN	3	FC	II	3+8		1 L E2	T	PP, EP, EX, A	VE01		1	
1923	DITHIONIČITAN VÁPENATÝ	4.2	S4	II	4.2		0 E2		PP			0	
1928	METHYLMAGNESIUMBROMID V ETHYLETERU	4.3	WF1	I	4.3+3		0 E0		PP, EX, A	VE01	HA08	1	
1929	DITHIONIČITAN DRASELNÝ	4.2	S4	II	4.2		0 E2		PP			0	
1931	DITHIONIČITAN ZINEČNATÝ	9	M11	III	9		5 kg E1		PP			0	
1932	ZIRKONIUM, ODPAD	4.2	S4	III	4.2	524 592	0 E0		PP			0	
1935	KYANID, ROZTOK, J.N.	6.1	T4	I	6.1	274 525 802	0 E5		PP, EP, TOX, A	VE02		2	
1935	KYANID, ROZTOK, J.N.	6.1	T4	II	6.1	274 525 802	100 ml E4		PP, EP, TOX, A	VE02		2	
1935	KYANID, ROZTOK, J.N.	6.1	T4	III	6.1	274 525 802	5 L E1		PP, EP, TOX, A	VE02		0	
1938	KYSELINA BROMOCTOVÁ, ROZTOK	8	C3	II	8		1 L E2		PP, EP			0	
1938	KYSELINA BROMOCTOVÁ, ROZTOK	8	C3	III	8		5 L E1		PP, EP			0	
1939	BROMID FOSFORYLU (OXYBROMID FOSFOREČNÝ)	8	C2	II	8		1 kg E0		PP, EP			0	

(1)	(2)	(3)		(4)	(5)	(6)	(7a)	(7b)	(8)	(9)	(10)	(11)	(12)	(13)
	3.1.2	2.2	2.2	2.1.1.3	5.2.2	3.3	3.4 / 3.5.1.2		3.2.1	8.1.5	7.1.6	7.1.6	7.1.5	3.2.1
Číslo UN / číslo látky	Pojmenování a popis	Třída	Klasifikační kód	Obalová skupina	Bezpečnostní značka	Zvláštní ustanovení	Omezená a vyňatá množství	Přeprava schválená	Požadovaná výbava	Větrání	Opatření během nakládky / vykládky / přepravy	Počet kuželů / světel	Dodatečné požadavky / poznámky	
1940	KYSELINA THIOGLYKOLOVÁ	8	C3	II	8		1 L E2		PP, EP			0		
1941	DIBROMDIFLUORMETHAN	9	M11	III	9		5 L E1		PP			0		
1942	DUSIČNAN AMONNÝ, s nejméně 0,2 % množství hořlavých látek, včetně organických látek vztažených na atom uhlíku, s vyloučením jakékoliv jiné přidané látky	5.1	O2	III	5.1	306 611	5 kg E1	B	PP		ST01, CO02, HA09, LO04	0	CO02, HA09 platí pouze, pokud je tato látka přepravována volně ložená nebo bez obalu	
1944	ZÁPALKY BEZPEČNOSTNÍ (knižičky, složky nebo krabičky)	4.1	F1	III	4.1	293	5 kg E1		PP			0		
1945	ZÁPALKY VOSKOVÉ	4.1	F1	III	4.1	293	5 kg E1		PP			0		
1950	AEROSOLY, dusivé	2	5A		2.2	190 327 344 625	1 L E0		PP	VE04		0		
1950	AEROSOLY, žíravé	2	5C		2.2+8	190 327 344 625	1 L E0		PP, EP	VE04		0		
1950	AEROSOLY, žíravé, podporující hoření	2	5CO		2.2+5.1+8	190 327 344 625	1 L E0		PP, EP	VE04		0		
1950	AEROSOLY, hořlavé	2	5F		2.1	190 327 344 625	1 L E0		PP, EX, A	VE01 VE04		1		
1950	AEROSOLY, hořlavé, žíravé	2	5FC		2.1+8	190 327 344 625	1 L E0		PP, EP, EX, A	VE01 VE04		1		

(1)	(2)	(3)	(4)	(5)	(6)	(7a)	(7b)	(8)	(9)	(10)	(11)	(12)	(13)
Číslo UN / číslo látky	Pojmenování a popis 3.1.2	2.2	2.2	2.1.1.3	5.2.2	3.3	3.4 / 3.5.1.2	3.2.1	8.1.5	7.1.6	7.1.6	7.1.5	3.2.1
		Třída	Klasifikační kód	Obalová skupina	Bezpečnostní značka	Zvláštní ustanovení	Omezená a vyňatá množství	Přepřava schválená	Požadovaná výbava	Větrání	Opatření během naložky / vyložky / přepravy	Počet kuželů / světel	Dodatečné požadavky / poznámky
1950	AEROSOLY, podporující hoření	2	5O		2.2+5.1	190 327 344 625	1 L E0		PP	VE04		0	
1950	AEROSOLY, toxické	2	5T		2.2+6.1	190 327 344 625	120 ml E0		PP, EP, TOX, A	VE02 VE04		2	
1950	AEROSOLY, toxické, žíravé	2	5TC		2.2+6.1+8	190 327 344 625	120 ml E0		PP, EP, TOX, A	VE02 VE04		2	
1950	AEROSOLY, toxické, hořlavé	2	5TF		2.1+6.1	190 327 344 625	120 ml E0		PP, EP, EX, TOX, A	VE01 VE02 VE04		2	
1950	AEROSOLY, toxické, hořlavé, žíravé	2	5TFC		2.1+6.1+8	190 327 344 625	120 ml E0		PP, EP, EX, TOX, A	VE01 VE02 VE04		2	
1950	AEROSOLY, toxické, podporující hoření	2	5TO		2.2+5.1+ 6.1	190 327 344 625	120 ml E0		PP, EP, TOX, A	VE02 VE04		2	
1950	AEROSOLY, toxické, podporující hoření, žíravé	2	5TOC		2.2+5.1+ 6.1+8	190 327 344 625	120 ml E0		PP, EP, TOX, A	VE02 VE04		2	
1951	ARGON, HLUBOCE ZCHLAZENÝ, KAPALNÝ	2	3A		2.2	593	120 ml E1		PP			0	
1952	ETHYLENOXID A OXID UHLÍČITÝ, SMĚS, obsahující nejvýše 9 % ethylenoxidu	2	2A		2.2	660 662	120 ml E1		PP			0	

(1)	(2)	(3)	(4)	(5)	(6)	(7a)	(7b)	(8)	(9)	(10)	(11)	(12)	(13)
	3.1.2	2.2	2.1.1.3	5.2.2	3.3	3.4 / 3.5.1.2	3.2.1	8.1.5	7.1.6	7.1.5	3.2.1		
Číslo UN / číslo látky	Pojmenování a popis	Třída	Obalová skupina	Bezpečnostní značka	Zvláštní ustanovení	Omezená a vyňatá množství	Přeprava schválená	Požadovaná výbava	Větrání	Opatření během nakládky / vykládky / přepravy	Počet kuželů / světel	Dodatečné požadavky / poznámky	
1953	PLYN STLAČENÝ, TOXICKÝ, HOŘLAVÝ, J.N.	2	1TF	2.3+2.1	274	0	E0	PP, EP, EX, TOX, A	VE01, VE02	2			
1954	PLYN STLAČENÝ, HOŘLAVÝ, J.N.	2	1F	2.1	274 392 662	0	E0	PP, EX, A	VE01	1			
1955	PLYN STLAČENÝ, TOXICKÝ, J.N.	2	1T	2.3	274	0	E0	PP, EP, TOX, A	VE02	2			
1956	PLYN STLAČENÝ, J.N.	2	1A	2.2	274 378 655 660 662	120 ml	E1	PP		0			
1957	DEUTERIUM, STLAČENÉ	2	1F	2.1	662	0	E0	PP, EX, A	VE01	1			
1958	1,2-DICHLOR-1,1,2,2-TETRAFLUORETHAN (PLYN JAKO CHLADICÍ PROSTŘEDEK R 114)	2	2A	2.2	662	120 ml	E1	PP		0			
1959	1,1-DIFLUORETHYLEN (PLYN JAKO CHLADICÍ PROSTŘEDEK R 1132a)	2	2F	2.1	662	0	E0	PP, EX, A	VE01	1			
1961	ETHAN, HLUBOCE ZCHLAZENÝ, KAPALNÝ	2	3F	2.1		0	E0	PP, EX, A	VE01	1			
1962	ETHYLEN	2	2F	2.1	662	0	E0	PP, EX, A	VE01	1			
1963	HELIUM, HLUBOCE ZCHLAZENÉ, KAPALNÉ	2	3A	2.2	593	120 ml	E1	PP		0			
1964	UHLOVODIKY, PLYNNÉ, SMĚS, STLAČENÁ, J.N.	2	1F	2.1	274 662	0	E0	PP, EX, A	VE01	1			
1965	UHLOVODIKY, PLYNNÉ, SMĚS, ZKAPALNĚNÁ, J.N. (směs A, A01, A02, A0, A1, B1, B2, B nebo C)	2	2F	2.1	274 392 583 662 674	0	E0	PP, EX, A	VE01	1			

(1)	(2)	(3)	(4)	(5)	(6)	(7a)	(7b)	(8)	(9)	(10)	(11)	(12)	(13)
Číslo UN / číslo látky	Pojmenování a popis 3.1.2	2.2	2.2	2.1.1.3	5.2.2	3.3	3.4 / 3.5.1.2	3.2.1	8.1.5	7.1.6	7.1.6	7.1.5	3.2.1
		Třída	Klasifikační kód	Obalová skupina	Bezpečnostní značka	Zvláštní ustanovení	Omezená a vyňatá množství	Přeprava schválená	Požadovaná výbava	Větrání	Opatření během naložky / vykládky / přepravy	Počet kuželů / světel	Dodatečné požadavky / poznámky
1966	VODÍK, HLUBOCE ZCHLAZENÝ, KAPALNÝ	2	3F		2.1		0	E0	PP, EX, A	VE01		1	
1967	INSEKTICID, PLYNNÝ, TOXICKÝ, J.N.	2	2T		2.3	274	0	E0	PP, EP, TOX, A	VE02		2	
1968	INSEKTICID, PLYNNÝ, J.N.	2	2A		2.2	274 662	120 ml	E1	PP			0	
1969	ISOBUTAN	2	2F		2.1	392 657 662 674	0	E0	PP, EX, A	VE01		1	
1970	KRYPTON, HLUBOCE ZCHLAZENÝ, KAPALNÝ	2	3A		2.2	593	120 ml	E1	PP			0	
1971	METHAN, STLAČENÝ nebo PLYN ZEMNÍ, STLAČENÝ, s vysokým obsahem methanu	2	1F		2.1	392 662	0	E0	PP, EX, A	VE01		1	
1972	METHAN, HLUBOCE ZCHLAZENÝ, KAPALNÝ nebo PLYN ZEMNÍ, HLUBOCE ZCHLAZENÝ, KAPALNÝ, s vysokým obsahem methanu	2	3F		2.1	392	0	E0	PP, EX, A	VE01		1	
1973	CHLORDIFLUORMETHAN A CHLORPENTAFLUORETHAN, SMĚS s konstantním bodem varu s oca 49 % chlortrifluormethanu (PLYN JAKO CHLADICÍ PROSTŘEDEK R 502)	2	2A		2.2	662	120 ml	E1	PP			0	
1974	BROMCHLORDIFLUORMETHAN (PLYN JAKO CHLADICÍ PROSTŘEDEK R 12B1)	2	2A		2.2	662	120 ml	E1	PP			0	
1975	OXID DUSNATÝ A OXID DUSÍČITÝ, SMĚS	2	2TOC		2.3+5.1+8		0	E0	PP, EP, TOX, A	VE02		2	
1976	OKTAFLUORCYKLOBUTAN (PLYN JAKO CHLADICÍ PROSTŘEDEK RC 318)	2	2A		2.2	662	120 ml	E1	PP			0	
1977	DUSÍK, HLUBOCE ZCHLAZENÝ, KAPALNÝ	2	3A		2.2	345 346 593	120 ml	E1	PP			0	

(1)	(2)	(3)	(4)	(5)	(6)	(7a)	(7b)	(8)	(9)	(10)	(11)	(12)	(13)
Číslo UN / číslo látky	Pojmenování a popis 3.1.2	2.2	2.1.1.3	5.2.2	3.3	3.4 / 3.5.1.2	3.2.1	8.1.5	7.1.6	7.1.6	Počet kuželů / světel	7.1.5	3.2.1
		Třída	Klasifikační kód	Obalová skupina	Bezpečnostní značka	Zvláštní ustanovení	Omezená a vyňatá množství	Přeprava schválená	Požadovaná výbava	Větrání	Opatření během naložky / vykládky / přepravy		Dodatečné požadavky / poznámky
1978	PROPAN	2	2F		2.1	392 657 662 674	0	T	PP, EX, A	VE01		1	
1982	TETRAFLUORMETHAN (PLYN JAKO CHLADICÍ PROSTŘEDEK R 14)	2	2A		2.2	662	120 ml	E1	PP			0	
1983	1-CHLOR-2,2,2-TRIFLUORETHAN (PLYN JAKO CHLADICÍ PROSTŘEDEK R 133a)	2	2A		2.2	662	120 ml	E1	PP			0	
1984	TRIFLUORMETHAN (PLYN JAKO CHLADICÍ PROSTŘEDEK R 23)	2	2A		2.2	662	120 ml	E1	PP			0	
1986	ALKOHOLY, HOŘLAVÉ, TOXICKÉ, J.N.	3	FT1	I	3+6.1	274 802	0	E0	PP, EP, EX, TOX, A	VE01 VE02		2	
1986	ALKOHOLY, HOŘLAVÉ, TOXICKÉ, J.N.	3	FT1	II	3+6.1	274 802	1 L	E2	PP, EP, EX, TOX, A	VE01 VE02		2	
1986	ALKOHOLY, HOŘLAVÉ, TOXICKÉ, J.N.	3	FT1	III	3+6.1	274 802	5 L	E1	PP, EP, EX, TOX, A	VE01 VE02		0	
1987	ALKOHOLY, J.N. (tenze par při 50 °C je vyšší než 110 kPa)	3	F1	II	3	274 601 640C	1 L	E2	PP, EX, A	VE01		1	
1987	ALKOHOLY, J.N. (tenze par při 50 °C nepřesahuje 110 kPa)	3	F1	II	3	274 601 640D	1 L	E2	PP, EX, A	VE01		1	
1987	ALKOHOLY, J.N.	3	F1	III	3	274 601	5 L	E1	PP, EX, A	VE01		0	
1988	ALDEHYDY, HOŘLAVÉ, TOXICKÉ, J.N.	3	FT1	I	3+6.1	274 802	0	E0	PP, EP, EX, TOX, A	VE01 VE02		2	
1988	ALDEHYDY, HOŘLAVÉ, TOXICKÉ, J.N.	3	FT1	II	3+6.1	274 802	1 L	E2	PP, EP, EX, TOX, A	VE01 VE02		2	

(1)	(2)	(3)	(4)	(5)	(6)	(7a)	(7b)	(8)	(9)	(10)	(11)	(12)	(13)
Číslo UN / číslo látky	Pojmenování a popis 3.1.2	2.2 Třída	2.2 Klasifikační kód	2.1.1.3 Obalová skupina	5.2.2 Bezpečnostní značka	3.3 Zvláštní ustanovení	3.4 / 3.5.1.2 Omezená a vyňatá množství	3.2.1 Přeprava schválená	8.1.5 Požadovaná výbava	7.1.6 Větrání	7.1.6 Opatření během naložky / vykládky / přepravy	7.1.5 Počet kuželů / světel	3.2.1 Dodatečné požadavky / poznámky
1988	ALDEHYDY, HOŘLAVÉ, TOXICKÉ, J.N.	3	FT1	III	3+6.1	274 802	5 L E1		PP, EP, EX, TOX, A	VE01 VE02		0	
1989	ALDEHYDY, J.N.	3	F1	I	3	274	0 E3		PP, EX, A	VE01		1	
1989	ALDEHYDY, J.N. (tenze par při 50 °C je vyšší než 110 kPa)	3	F1	II	3	274 640C	1 L E2	T	PP, EX, A	VE01		1	
1989	ALDEHYDY, J.N. (tenze par při 50 °C nepřesahuje 110 kPa)	3	F1	II	3	274 640D	1 L E2	T	PP, EX, A	VE01		1	
1989	ALDEHYDY, J.N.	3	F1	III	3	274	5 L E1	T	PP, EX, A	VE01		0	
1990	BENZALDEHYD	9	M11	III	9		5 L E1		PP			0	
1991	CHLOROPREN, STABILIZOVANÝ	3	FT1	I	3+6.1	802 386	0 E0	T	PP, EP, EX, TOX, A	VE01 VE02		2	
1992	LÁTKA HOŘLAVÁ, KAPALNÁ, TOXICKÁ, J.N.	3	FT1	I	3+6.1	274 802	0 E0	T	PP, EP, EX, TOX, A	VE01 VE02		2	
1992	LÁTKA HOŘLAVÁ, KAPALNÁ, TOXICKÁ, J.N.	3	FT1	II	3+6.1	274 802	1 L E2	T	PP, EP, EX, TOX, A	VE01 VE02		2	
1992	LÁTKA HOŘLAVÁ, KAPALNÁ, TOXICKÁ, J.N.	3	FT1	III	3+6.1	274 802	5 L E1	T	PP, EP, EX, TOX, A	VE01 VE02		0	
1993	LÁTKA HOŘLAVÁ, KAPALNÁ, J.N.	3	F1	I	3	274	0 E3	T	PP, EX, A	VE01		1	
1993	LÁTKA HOŘLAVÁ, KAPALNÁ, J.N. (tenze par při 50 °C je vyšší než 110 kPa)	3	F1	II	3	274 601 640C	1 L E2	T	PP, EX, A	VE01		1	
1993	LÁTKA HOŘLAVÁ, KAPALNÁ, J.N. (tenze par při 50 °C nepřesahuje 110 kPa)	3	F1	II	3	274 601 640D	1 L E2	T	PP, EX, A	VE01		1	



(1)	(2)	(3)		(4)	(5)	(6)	(7a)	(7b)	(8)	(9)	(10)	(11)	(12)	(13)
	3.1.2	2.2	2.2	2.1.1.3	5.2.2	3.3	3.4 / 3.5.1.2	3.2.1	8.1.5	7.1.6	7.1.6	7.1.5	7.1.5	3.2.1
Číslo UN / číslo látky	Pojmenování a popis	Třída	Klasifikační kód	Obalová skupina	Bezpečnostní značka	Zvláštní ustanovení	Omezená a vyňatá množství	Přeprava schválená	Požadovaná výbava	Větrání	Opatření během nakládky / vykládky / přepravy	Počet kuželů / světel	Dodatečné požadavky / poznámky	
1993	LÁTKA HOŘLAVÁ, KAPALNÁ, J.N.	3	F1	III	3	274 601	5 L	E1	T	PP, EX, A VE01		0		
1993	LÁTKA HOŘLAVÁ, KAPALNÁ, J.N. (s bodem vzplanutí pod 23 °C a viskozitou podle 2.2.3.1.4) (tenze par při 50 °C je vyšší než 110 kPa)	3	F1	III	3	274 601	5 L	E1	T	PP, EX, A VE01		0		
1993	LÁTKA HOŘLAVÁ, KAPALNÁ, J.N. (s bodem vzplanutí pod 23 °C a viskozitou podle 2.2.3.1.4) (tenze par při 50 °C nepřesahuje 110 kPa)	3	F1	III	3	274 601	5 L	E1	T	PP, EX, A VE01		0		
1994	PENTAKARBONYL ŽELEZA	6.1	TF1	I	6.1+3	354 802	0	E0		PP, EP, EX, TOX, A VE01		2		
1999	DEHTY, KAPALNÉ, včetně silničních olejů a ředěné živice (tenze par při 50 °C je vyšší než 110 kPa)	3	F1	II	3	640C	5 L	E2		PP, EX, A VE01		1		
1999	DEHTY, KAPALNÉ, včetně silničních olejů a ředěné živice (tenze par při 50 °C nepřesahuje 110 kPa)	3	F1	II	3	640D	5 L	E2		PP, EX, A VE01		1		
1999	DEHTY, KAPALNÉ, včetně silničních olejů a ředěné živice	3	F1	III	3		5 L	E1	T	PP, EX, A VE01		0		
1999	DEHTY, KAPALNÉ, včetně silničních olejů a ředěné živice (s bodem vzplanutí pod 23 °C a viskozitou podle 2.2.3.1.4) (tenze par při 50 °C je vyšší než 110 kPa)	3	F1	III	3		5 L	E1		PP, EX, A VE01		0		
1999	DEHTY, KAPALNÉ, včetně silničních olejů a ředěné živice (s bodem vzplanutí pod 23 °C a viskozitou podle 2.2.3.1.4) (tenze par při 50 °C nepřesahuje 110 kPa)	3	F1	III	3		5 L	E1		PP, EX, A VE01		0		
2000	CELULOID, v blocích, tyčích, deskách, trubkách atd., výjma odpadu	4.1	F1	III	4.1	502 383	5 kg	E1		PP		0		
2001	NAFTENÁTY KOBALTNATÉ, PRÁŠEK	4.1	F3	III	4.1		5 kg	E1		PP		0		

(1)	(2)	(3)	(4)	(5)	(6)	(7a)	(7b)	(8)	(9)	(10)	(11)	(12)	(13)
Číslo UN / číslo látky	Pojmenování a popis 3.1.2	2.2 Třída	2.2 Klasifikační kód	2.1.1.3 Obalová skupina	5.2.2 Bezpečnostní značka	3.3 Zvláštní ustanovení	3.4 / 3.5.1.2 Omezená a vyňatá množství	3.2.1 Přeprava schválená	8.1.5 Požadovaná výbava	7.1.6 Větrání	7.1.6 Opatření během nakládky / vykládky / přepravy	7.1.5 Počet kuželů / světél	3.2.1 Dodatečné požadavky / poznámky
2002	CELULOID, ODPAD	4.2	S2	III	4.2	526 592	0 E0		PP			0	
2004	AMID HOŘEČNATÝ	4.2	S4	II	4.2		0 E2		PP			0	
2006	PLASTY NA BÁZI NITROCELULÓZY, SCHOPNÉ SAMOOHŘEVU, J.N.	4.2	S2	III	4.2	274 528	0 E0		PP			0	
2008	ZIRKONIUM, PRAŠEK, SUCHÝ	4.2	S4	I	4.2	524 540	0 E0		PP			0	
2008	ZIRKONIUM, PRAŠEK, SUCHÝ	4.2	S4	II	4.2	524 540	0 E2		PP			0	
2008	ZIRKONIUM, PRAŠEK, SUCHÝ	4.2	S4	III	4.2	524 540	0 E1		PP			0	
2009	ZIRKONIUM, SUCHÉ, hotové plechy, pásy nebo stočený drát	4.2	S4	III	4.2	524 592	0 E1		PP			0	
2010	HYDRID HOŘEČNATÝ	4.3	W2	I	4.3		0 E0		PP, EX, A	VE01	HA08	0	
2011	FOSFID HOŘEČNATÝ	4.3	WT2	I	4.3+6.1	802	0 E0		PP, EP, EX, TOX, A	VE01 , VE02	HA08	2	
2012	FOSFID DRASELNÝ	4.3	WT2	I	4.3+6.1	802	0 E0		PP, EP, EX, TOX, A	VE01 , VE02	HA08	2	
2013	FOSFID STRONTNATÝ	4.3	WT2	I	4.3+6.1	802	0 E0		PP, EP, EX, TOX, A	VE01 , VE02	HA08	2	
2014	PEROXID VODÍKU, VODNÝ ROZTOK nejméně 20 %, ale nejvýše 60 % peroxidu vodíku (stabilizovaný podle potřeby)	5.1	OC1	II	5.1+8		1 L E2	T	PP, EP			0	
2015	PEROXID VODÍKU, VODNÝ ROZTOK, STABILIZOVANÝ více než 70% peroxidu vodíku	5.1	OC1	I	5.1+8	640N	0 E0		PP, EP			0	
2015	PEROXID VODÍKU, VODNÝ ROZTOK, STABILIZOVANÝ více než 60 %, ale nejvýše 70 % peroxidu vodíku	5.1	OC1	I	5.1+8	640O	0 E0		PP, EP			0	

(1)	(2)	(3)	(4)	(5)	(6)	(7a)	(7b)	(8)	(9)	(10)	(11)	(12)	(13)
Číslo UN / číslo látky	Pojmenování a popis 3.1.2	Třída 2.2	Klasifikační kód 2.2	Obalová skupina 2.1.1.3	Bezpečnostní značka 5.2.2	Zvláštní ustanovení 3.3	Omezená a vyňatá množství 3.4 / 3.5.1.2	Přeprava schválená 3.2.1	Požadovaná výbava 8.1.5	Větrání 7.1.6	Opatření během naložky / vykládky / přepravy 7.1.6	Počet kuželů / světel 7.1.5	Dodatečné požadavky / poznámky 3.2.1
2016	MUNICE, TOXICKÁ, NEVÝBUŠNÁ, bez redukované trhací náplně nebo výmetné náplně, slépe	6.1	T2		6.1	802	0	E0	PP, EP			2	
2017	MUNICE, SLZOTVORNÁ, NEVÝBUŠNÁ, bez redukované trhací náplně nebo výmetné náplně, slépe	6.1	TC2		6.1+8	802	0	E0	PP, EP			2	
2018	CHLORANILIN, TUHÉ	6.1	T2	II	6.1	802	500 g	E4	PP, EP			2	
2019	CHLORANILIN, KAPALNÉ	6.1	T1	II	6.1	802	100 ml	E4	PP, EP, TOX, A	VE02		2	
2020	CHLORFENOLY, TUHÉ	6.1	T2	III	6.1	205 802	5 kg	E1	PP, EP			0	
2021	CHLORFENOLY, KAPALNÉ	6.1	T1	III	6.1	802	5 L	E1	PP, EP, TOX, A	VE02		0	
2022	KYSELINA KRESOLOVÁ	6.1	TC1	II	6.1+8	802	100 ml	E4	PP, EP, TOX, A	VE02		2	
2023	EPICHLORHYDRIN	6.1	TF1	II	6.1+3	279 802	100 ml	E4	PP, EP, EX, TOX, A	VE01, VE02		2	
2024	SLOUČENINA RTUTI, KAPALNÁ, J.N.	6.1	T4	I	6.1	43 274 802	0	E5	PP, EP, TOX, A	VE02		2	
2024	SLOUČENINA RTUTI, KAPALNÁ, J.N.	6.1	T4	II	6.1	43 274 802	100 ml	E4	PP, EP, TOX, A	VE02		2	
2024	SLOUČENINA RTUTI, KAPALNÁ, J.N.	6.1	T4	III	6.1	43 274 802	5 L	E1	PP, EP, TOX, A	VE02		0	
2025	SLOUČENINA RTUTI, TUHÁ, J.N.	6.1	T5	I	6.1	43 274 529 66 802	0	E5	PP, EP			2	

(1)	(2)	(3)	(4)	(5)	(6)	(7a)	(7b)	(8)	(9)	(10)	(11)	(12)	(13)
Číslo UN / číslo látky	Pojmenování a popis 3.1.2	2.2 Třída	2.2 Klasifikační kód	2.1.1.3 Obalová skupina	5.2.2 Bezpečnostní značka	3.3 Zvláštní ustanovení	3.4 / 3.5.1.2 Omezená a vyňatá množství	3.2.1 Přeprava schválená	8.1.5 Požadovaná výbava	7.1.6 Větrání	7.1.6 Opatření během naložky / vykládky / přepravy	7.1.5 Počet kuželů / světel	3.2.1 Dodatečné požadavky / poznámky
2025	SLOUČENINA RTUTI, TUHÁ, J.N.	6.1	T5	II	6.1	43 274 529 66 802	500 g E4		PP, EP			2	
2025	SLOUČENINA RTUTI, TUHÁ, J.N.	6.1	T5	III	6.1	43 274 529 66 802	5 kg E1		PP, EP			0	
2026	SLOUČENINA FENYLRTUŤNATÁ, J.N.	6.1	T3	I	6.1	43 274 802	0 E5		PP, EP, TOX, A	VE02		2	
2026	SLOUČENINA FENYLRTUŤNATÁ, J.N.	6.1	T3	II	6.1	43 274 802	500 g E4		PP, EP, TOX, A	VE02		2	
2026	SLOUČENINA FENYLRTUŤNATÁ, J.N.	6.1	T3	III	6.1	43 274 802	5 kg E1		PP, EP, TOX, A	VE02		0	
2027	ARSENITAN SODNÝ, TUHÝ	6.1	T5	II	6.1	43 802	500 g E4		PP, EP			2	
2028	PUMY MLŽNÉ, DÝMOVNICE, NEVÝBUŠNÉ, obsahující žíravou kapalnou látku, bez zapalovačů	8	C11	II	8		0 E0		PP, EP			0	
2029	HYDRAZIN, BEZVODÝ	8	CFT	I	8+3+6.1	802	0 E0		PP, EP, EX, TOX, A	VE01 , VE02		2	
2030	HYDRAZIN, VODNÝ ROZTOK, obsahující více než 37 % hm. hydrazinu	8	CF1	I	8+6.1	530 802	0 E0		PP, EP, TOX, A	VE02		2	
2030	HYDRAZIN, VODNÝ ROZTOK, obsahující více než 37 % hm. hydrazinu	8	CT1	II	8+6.1	530 802	1 L E0		PP, EP, TOX, A	VE02		2	
2030	HYDRAZIN, VODNÝ ROZTOK, obsahující více než 37 % hm. hydrazinu	8	CT1	III	8+6.1	530 802	5 L E1		PP, EP, TOX, A	VE02		0	

(1)	(2)	(3)	(4)	(5)	(6)	(7a)	(7b)	(8)	(9)	(10)	(11)	(12)	(13)
	3.1.2	2.2	2.1.1.3	5.2.2	3.3	3.4 / 3.5.1.2	3.2.1	8.1.5	7.1.6	7.1.5			
Číslo UN / číslo látky	Pojmenování a popis	Třída	Klasifikační kód	Obalová skupina	Bezpečnostní značka	Zvláštní ustanovení	Omezená a vyňatá množství	Přeprava schválená	Požadovaná výbava	Větrání	Opatření během naložky / vykládky / přepravy	Počet kuželů / světel	Dodatečné požadavky / poznámky
2031	KYSELINA DUSIČNÁ, jiná než dýmavá, obsahující více než 70 % kyseliny	8	CO1	I	8+5.1		0	T	PP, EP			0	
2031	KYSELINA DUSIČNÁ, jiná než dýmavá, obsahující nejméně 65 %, ale nejvýše 70 % kyseliny	8	CO1	II	8+5.1		1 L	T	PP, EP			0	
2031	KYSELINA DUSIČNÁ, jiná než dýmavá, obsahující méně než 65 % kyseliny	8	C1	II	8		1 L	T	PP, EP			0	
2032	KYSELINA DUSIČNÁ, DÝMAVÁ	8	COT	I	8+5.1+6.1	802	0	T	PP, EP, TOX, A	VE02		2	
2033	OXID DRASELNÝ	8	C6	II	8		1 kg		PP, EP			0	
2034	VODÍK A METHAN, SMĚS, STLACENÁ	2	1F		2.1	662	0		PP, EX, A	VE01		1	
2035	1,1,1-TRIFLUORETHAN (PLYN JAKO CHLADICÍ PROSTŘEDEK R 143a)	2	2F		2.1	662	0		PP, EX, A	VE01		1	
2036	XENON	2	2A		2.2	662 378	120 ml	E1	PP			0	
2037	NÁDOBKY, MALÉ, OBSAHUJÍCÍ PLYN (KARTUŠE), bez odběrního ventilu, které nelze opětovně plnit	2	5A		2.2	191 303 344	1 L	E0	PP			0	
2037	NÁDOBKY, MALÉ, OBSAHUJÍCÍ PLYN (KARTUŠE), bez odběrního ventilu, které nelze opětovně plnit	2	5F		2.1	191 303 344	1 L	E0	PP, EX, A	VE01		1	
2037	NÁDOBKY, MALÉ, OBSAHUJÍCÍ PLYN (KARTUŠE), bez odběrního ventilu, které nelze opětovně plnit	2	5O		2.2+5.1	191 303 344	1 L	E0	PP			0	
2037	NÁDOBKY, MALÉ, OBSAHUJÍCÍ PLYN (KARTUŠE), bez odběrního ventilu, které nelze opětovně plnit	2	5T		2.3	303 344	120 ml	E0	PP, EP, TOX, A	VE02		2	
2037	NÁDOBKY, MALÉ, OBSAHUJÍCÍ PLYN (KARTUŠE), bez odběrního ventilu, které nelze opětovně plnit	2	5TC		2.3+8	303 344	120 ml	E0	PP, EP, TOX, A	VE02		2	

(1)	(2)	(3)	(4)	(5)	(6)	(7a)	(7b)	(8)	(9)	(10)	(11)	(12)	(13)
Číslo UN / číslo látky	Pojmenování a popis 3.1.2	2.2 Třída	2.2 Klasifikační kód	2.1.1.3 Obalová skupina	5.2.2 Bezpečnostní značka	3.3 Zvláštní ustanovení	3.4 / 3.5.1.2 Omezená a vyňatá množství	3.2.1 Přeprava schválená	8.1.5 Požadovaná výbava	7.1.6 Větrání	7.1.6 Opatření během naložky / vykládky / přepravy	7.1.5 Počet kuželů / světel	3.2.1 Dodatečné požadavky / poznámky
2037	NÁDOBKY, MALÉ; OBSAHUJÍCÍ PLYN (KARTUŠE), bez odběrního ventilu, které nelze opětovně plnit	2	5TF		2.3+2.1	303 344	120 ml E0		PP, EP, EX, TOX, A	VE01 VE02		2	
2037	NÁDOBKY, MALÉ; OBSAHUJÍCÍ PLYN (KARTUŠE), bez odběrního ventilu, které nelze opětovně plnit	2	5TFC		2.3+2.1+8	303 344	120 ml E0		PP, EP, EX, TOX, A	VE01 VE02		2	
2037	NÁDOBKY, MALÉ; OBSAHUJÍCÍ PLYN (KARTUŠE), bez odběrního ventilu, které nelze opětovně plnit	2	5TO		2.3+5.1	303 344	120 ml E0		PP, EP, TOX, A	VE02		2	
2037	NÁDOBKY, MALÉ; OBSAHUJÍCÍ PLYN (KARTUŠE), bez odběrního ventilu, které nelze opětovně plnit	2	5TOC		2.3+5.1+8	303 344	120 ml E0		PP, EP, TOX, A	VE02		2	
2038	DINITROTOLUENY, KAPALNÉ	6.1	T1	II	6.1	802	100 ml E4		PP, EP, TOX, A	VE02		2	
2044	2,2-DIMETHYLPROPAN	2	2F		2.1	662	0 E0		PP, EX, A	VE01		1	
2045	ISOBUTYRALDEHYD	3	F1	II	3		1 L E2	T	PP, EX, A	VE01		1	
2046	ISOPROPYL TOLUENY (CYMENY)	3	F1	III	3		5 L E1	T	PP, EX, A	VE01		0	
2047	DICHLORPROPENY	3	F1	II	3		1 L E2	T	PP, EX, A	VE01		1	
2047	DICHLORPROPENY	3	F1	III	3		5 L E1	T	PP, EX, A	VE01		0	
2048	DICYKLOPENTADIEN	3	F1	III	3		5 L E1	T	PP, EX, A	VE01		0	
2049	DIETHYLBENZEN	3	F1	III	3		5 L E1		PP, EX, A	VE01		0	
2050	DIISOBUTYLEN, ISOMERNÍ SLOUČENINY	3	F1	II	3		1 L E2	T	PP, EX, A	VE01		1	
2051	2-(DIMETHYLAMINO)-ETHANOL	8	CF1	II	8+3		1 L E2	T	PP, EP, EX, A	VE01		1	

(1)	(2)	(3)	(4)	(5)	(6)	(7a)	(7b)	(8)	(9)	(10)	(11)	(12)	(13)
	3.1.2	2.2	2.2	2.1.1.3	5.2.2	3.3	3.4 / 3.5.1.2	3.2.1	8.1.5	7.1.6	7.1.6	7.1.5	3.2.1
Číslo UN / číslo látky	Pojmenování a popis	Třída	Klasifikační kód	Obalová skupina	Bezpečnostní značka	Zvláštní ustanovení	Omezená a vyňatá množství	Přeprava schválená	Požadovaná výbava	Větrání	Opatření během naložky / vykládky / přepravy	Počet kuželů / světel	Dodatečné požadavky / poznámky
2052	DIPENTEN	3	F1	III	3		5 L	E1	PP, EX, A	VE01		0	
2053	METHYLISOBUTYLKARBINOL	3	F1	III	3		5 L	E1	PP, EX, A	VE01		0	
2054	MORFOLIN	8	CF1	I	8+3		0	E0	PP, EP, EX, A	VE01		1	
2055	STYREN, MONOMERNÍ, STABILIZOVANÝ	3	F1	III	3	386	5 L	E1	PP, EX, A	VE01		0	
2056	TETRAHYDROFURAN	3	F1	II	3		1 L	E2	PP, EX, A	VE01		1	
2057	TRIPROPYLEN	3	F1	II	3		1 L	E2	PP, EX, A	VE01		1	
2057	TRIPROPYLEN	3	F1	III	3		5 L	E1	PP, EX, A	VE01		0	
2058	VALERALDEHYD	3	F1	II	3		1 L	E2	PP, EX, A	VE01		1	
2059	NITROCELULÓZA, HOŘLAVÝ ROZTOK, obsahující nejvíce 12,6 % hm. dusíku v sušině a nejvíce 55 % nitrocelulózy	3	D	I	3	198 531	0	E0	PP, EX, A	VE01		1	
2059	NITROCELULÓZA, HOŘLAVÝ ROZTOK, obsahující nejvíce 12,6 % hm. dusíku v sušině a nejvíce 55 % nitrocelulózy (tenze par při 50 °C je vyšší než 110 kPa, ale nepřesahuje 175 kPa)	3	D	II	3	198 531 640C	1 L	E0	PP, EX, A	VE01		1	
2059	NITROCELULÓZA, HOŘLAVÝ ROZTOK, obsahující nejvíce 12,6 % hm. dusíku v sušině a nejvíce 55 % nitrocelulózy (tenze par při 50 °C nepřesahuje 110 kPa)	3	D	II	3	198 531 640D	1 L	E0	PP, EX, A	VE01		1	
2059	NITROCELULÓZA, HOŘLAVÝ ROZTOK, obsahující nejvíce 12,6 % hm. dusíku v sušině a nejvíce 55 % nitrocelulózy	3	D	III	3	198 531	5 L	E0	PP, EX, A	VE01		0	

(1)	(2)	(3)	(4)	(5)	(6)	(7a)	(7b)	(8)	(9)	(10)	(11)	(12)	(13)
	Pojmenování a popis 3.1.2	2.2	2.1.1.3	5.2.2	3.3	3.4 / 3.5.1.2	3.2.1	8.1.5	7.1.6	7.1.5			
Číslo UN / číslo látky		Třída	Klasifikační kód	Obalová skupina	Bezpečnostní značka	Zvláštní ustanovení	Omezená a vyňatá množství	Přepřava schválená	Požadovaná výbava	Větrání	Opatření během nakládky / vykládky / přepravy	Počet kuželů / světél	Dodatečné požadavky / poznámky
2067	HNOJIVA OBSAHLUJÍCÍ DUSIČNAN AMONNÝ	5.1	O2	III	5.1	306 307	5 kg E1	B	PP		CO02, ST01, LO04, HA09	0	CO02, LO04 a HA09 platí pouze, pokud je tato látka přepřavována volně ložená nebo bez obalu
2071	HNOJIVO OBSAHLUJÍCÍ DUSIČNAN AMONNÝ	9	M11			193		B	PP		CO02, ST02, HA09	0	Nebezpečná pouze volně ložená nebo bez obalu. CO02, ST02 a HA09 platí pouze, pokud je tato látka přepřavována volně ložená nebo bez obalu
2073	AMONIAK (ČPAVEK), ROZTOK, vodný, s hustotou menší než 0,880 kg/l při 15 °C, s více než 35 %, ale nejvýše 50 % amoniaku (čpavku)	2	4A		2.2	532	120 ml E0		PP			0	
2074	AKRYLAMID, TUHÝ	6.1	T2	III	6.1	802	5 kg E1	T	PP, EP			0	
2075	CHLORAL, BEZVODÝ, STABILIZOVANÝ	6.1	T1	II	6.1	802	100 ml E4		PP, EP, TOX, A	VE02		2	
2076	KRESOLY, KAPALNÉ	6.1	TC1	II	6.1+8	802	100 ml E4		PP, EP, TOX, A	VE02		2	
2077	1-NAFTYLAMIN (alfa-naftylamin)	6.1	T2	III	6.1	802	5 kg E1		PP, EP			0	



(1)	(2)	(3)	(4)	(5)	(6)	(7a)	(7b)	(8)	(9)	(10)	(11)	(12)	(13)
	Pojmenování a popis	Třída	Klasifikační kód	Obalová skupina	Bezpečnostní značka	Zvláštní ustanovení	Omezená a vyňatá množství	Přeprava schválená	Požadovaná výbava	Větrání	Opatření během nakládky / vykládky / přepravy	Počet kuželů / světél	Dodatečné požadavky / poznámky
2078	TOLUENDIISOKYANÁT (2,4 - TOLUENDIISOKYANÁT)	6.1	T1	II	6.1	279 802	100 ml E4	T*	PP, EP, TOX, A	VE02		2	* jen pro 2,4-TOLUENDIISOKYANÁT
2079	DIETHYLENTRIAMIN	8	C7	II	8		1 L E2	T	PP, EP			0	
2186	CHLOROVODÍK, HLUBOCE ZCHLAZENÝ, KAPALNÝ	2	3TC										
2187	OXID UHLIČITÝ, HLUBOCE ZCHLAZENÝ, KAPALNÝ	2	3A		2.2		120 ml E1	T	PP			0	
2188	ARSENOVODÍK (ARSIN)	2	2TF		2.3+2.1		0 E0		PP, EP, EX, TOX, A	VE01		2	
2189	DICHLORSILAN	2	2TFC		2.3+2.1+8		0 E0		PP, EP, EX, TOX, A	VE01		2	
2190	FLUORID KYSLÍKU, STLAČENÝ	2	1TOC		2.3+5.1+8		0 E0		PP, EP, TOX, A	VE02		2	
2191	FLUORID SULFURYLU (SULFURYLFLUORID)	2	2T		2.3		0 E0		PP, EP, TOX, A	VE02		2	
2192	GERMANOVODÍK (GERMAN)	2	2TF		2.3+2.1	632	0 E0		PP, EP, EX, TOX, A	VE01		2	
2193	HEXAFLUORETHAN (PLYN JAKO CHLADÍCÍ PROSTŘEDEK R 116)	2	2A		2.2	662	120 ml E1		PP			0	
2194	FLUORID SELENOVÝ	2	2TC		2.3+8		0 E0		PP, EP, TOX, A	VE02		2	
2195	FLUORID TELUROVÝ	2	2TC		2.3+8		0 E0		PP, EP, TOX, A	VE02		2	
2196	FLUORID WOLFRAMOVÝ	2	2TC		2.3+8		0 E0		PP, EP, TOX, A	VE02		2	
2197	JODOVODÍK, BEZVODÝ	2	2TC		2.3+8		0 E0		PP, EP, TOX, A	VE02		2	

(1)	(2)	(3)	(4)	(5)	(6)	(7a)	(7b)	(8)	(9)	(10)	(11)	(12)	(13)
Číslo UN / číslo látky	Pojmenování a popis 3.1.2	2.2	2.2	2.1.1.3	5.2.2	3.3	3.4 / 3.5.1.2	3.2.1	8.1.5	7.1.6	7.1.6	7.1.5	3.2.1
		Třída	Klasifikační kód	Obalová skupina	Bezpečnostní značka	Zvláštní ustanovení	Omezená a vyňatá množství	Přeprava schválená	Požadovaná výbava	Větrání	Opatření během nakládky / vykládky / přepravy	Počet kuželů / světel	Dodatečné požadavky / poznámky
2198	FLUORID FOSFOREČNÝ	2	2TC		2.3+8		0	E0	PP, EP, TOX, A	VE02		2	
2199	FOSFOROVODÍK (FOSFIN)	2	2TF		2.3+2.1	632	0	E0	PP, EP, EX, TOX, A	VE01		2	
2200	PROPADIEN, STABILIZOVANÝ	2	2F		2.1	662 386	0	E0	PP, EX, A	VE01		1	
2201	OXID DUSNÝ, HLUBOCE ZCHLAZENÝ, KAPALNÝ	2	3O		2.2+5.1		0	E0	PP			0	
2202	SELENOVODÍK, BEZVODÝ	2	2TF		2.3+2.1		0	E0	PP, EP, EX, TOX, A	VE01		2	
2203	SILAN	2	2F		2.1	632 662	0	E0	PP, EX, A	VE01		1	
2204	SULFID KARBONYLU (KARBONYLSULFID)	2	2TF		2.3+2.1		0	E0	PP, EP, EX, TOX, A	VE01		2	
2205	ADIPONITRIL	6.1	T1	III	6.1	802	5 L	E1	PP, EP, TOX, A	VE02		0	
2206	ISOKYANÁTY, TOXICKÉ, J.N. nebo ISOKYANÁT, ROZTOK, TOXICKÝ, J.N.	6.1	T1	II	6.1	274 551 802	100 ml	E4	PP, EP, TOX, A	VE02		2	
2206	ISOKYANÁTY, TOXICKÉ, J.N. nebo ISOKYANÁT, ROZTOK, TOXICKÝ, J.N.	6.1	T1	III	6.1	274 551 802	5 L	E1	PP, EP, TOX, A	VE02		0	
2208	CHLORNAN VÁPENATÝ, SMĚS, SUCHÁ, s více než 10 %, ale nejvýše 39 % aktivního chlóru	5.1	O2	III	5.1	314	5 kg	E1	PP			0	
2209	FORMALDEHYD, ROZTOK, obsahující nejméně 25 % formaldehydu	8	C9	III	8	533	5 L	E1	PP, EP			0	

(1)	(2)	(3)	(4)	(5)	(6)	(7a)	(7b)	(8)	(9)	(10)	(11)	(12)	(13)
	3.1.2	2.2	2.1.1.3	5.2.2	3.3	3.4 / 3.5.1.2	3.2.1	8.1.5	7.1.6	7.1.5			
Číslo UN / číslo látky	Pojmenování a popis	Třída	Klasifikační kód	Obalová skupina	Bezpečnostní značka	Zvláštní ustanovení	Omezená a vyňatá množství	Přeprava schválená	Požadovaná výbava	Větrání	Opatření během naložky / vykládky / přepravy	Počet kuželů / světel	Dodatečné požadavky / poznámky
2210	MANEB nebo MANEB, PŘÍPRAVKY, s nejméně 60 % manebu	4.2	SW	III	4.2+4.3	273	0	B	PP, EX, A	VE01 , VE03	IN01, IN03	0	VE03, IN01 a IN03 platí pouze, pokud je tato látka přepravována volně ložená nebo bez obalu
2211	KULIČKY POLYMERŇ, ZPĚŇOVATELNÉ, vylučující hořlavé páry	9	M3	III	žádná	382 633	5 kg	B	PP, EX, EP, A	VE01 , VE03	IN01	0	VE03 a IN01 platí pouze, pokud je tato látka přepravována volně ložená nebo bez obalu
2212	AZBEST, AMFIBOL (amosit, tremolit, aktinolit, antofylit, krokydolit)	9	M1	II	9	168 542 802 274	1 kg	E0	PP			0	
2213	PARAFORMALDEHYD	4.1	F1	III	4.1		5 kg	E1	PP			0	
2214	FTALANHYDRID, obsahující více než 0,05 % maleinanhidridu	8	C4	III	8	169	5 kg	E1	PP, EP			0	
2215	MALEINANHYDRID, ROZTAVENÝ	8	C3	III	8		0	E0	PP, EP			0	
2215	MALEINANHYDRID	8	C4	III	8		5 kg	E1	PP, EP			0	
2216	MOUČKA RYBI (ODPAD RYBI), STABILIZOVANÁ (Y)	9	M11					B	PP			0	

(1)	(2)	(3)	(4)	(5)	(6)	(7a)	(7b)	(8)	(9)	(10)	(11)	(12)	(13)
Číslo UN / číslo látky	Pojmenování a popis 3.1.2	2.2 Třída	2.2 Klasifikační kód	2.1.1.3 Obalová skupina	5.2.2 Bezpečnostní značka	3.3 Zvláštní ustanovení	3.4 / 3.5.1.2 Omezená a vyňatá množství	3.2.1 Přeprava schválená	8.1.5 Požadovaná výbava	7.1.6 Větrání	7.1.6 Opatření během naložky / vykládky / přepravy	7.1.5 Počet kuželů / světel	3.2.1 Dodatečné požadavky / poznámky
2217	ZBYTKY PO LISOVÁNÍ OLEJOVÝCH SEMEN, s nejvýše 1,5 % oleje a nejvýše 11 % vlhkosti	4.2	S2	III	4.2	142 800	0	E0	PP		IN01	0	IN01 platí pouze, pokud je tato látka přepravována volně ložená nebo bez obalu
2218	KYSELINA AKRYLOVÁ, STABILIZOVANÁ	8	CF1	II	8+3	386	1 L	E2	PP, EP, EX, A	VE01		1	
2219	ALLYLGLYCIDYLETHER	3	F1	III	3		5 L	E1	PP, EX, A	VE01		0	
2222	ANISOL	3	F1	III	3		5 L	E1	PP, EX, A	VE01		0	
2224	BENZONITRIL	6.1	T1	II	6.1	802	100 ml	E4	PP, EP, TOX, A	VE02		2	
2225	BENZENSULFONYLCHLORID	8	C3	III	8		5 L	E1	PP, EP			0	
2226	BENZOTRICHLORID	8	C9	II	8		1 L	E2	PP, EP			0	
2227	n-BUTYLMETHAKRYLAT, STABILIZOVANÝ	3	F1	III	3	386	5 L	E1	PP, EX, A	VE01		0	
2232	2-CHLORETHANAL	6.1	T1	I	6.1	354 802	0	E0	PP, EP, TOX, A	VE02		2	
2233	CHLORANIZIDINY	6.1	T2	III	6.1	802	5 kg	E1	PP, EP			0	
2234	CHLORBENZOTRIFLUORIDY	3	F1	III	3		5 L	E1	PP, EX, A	VE01		0	
2235	CHLORBENZYLCHLORIDY, KAPALNÉ	6.1	T1	III	6.1	802	5 L	E1	PP, EP, TOX, A	VE02		0	
2236	3-CHLOR-4-METHYLFENYLSOKYANÁT, KAPALNÝ	6.1	T1	II	6.1	802	100 ml	E4	PP, EP, TOX, A	VE02		2	
2237	CHLORNITROANILINY	6.1	T2	III	6.1	802	5 kg	E1	PP, EP			0	
2238	CHLORTOLUENY	3	F1	III	3		5 L	E1	PP, EX, A	VE01		0	
2239	CHLORTOLUIDINY, TUHÉ	6.1	T2	III	6.1	802	5 kg	E1	PP, EP			0	
2240	KYSELINA CHROMSIROVÁ	8	C1	I	8		0	E0	PP, EP			0	

(1)	(2)	(3)	(4)	(5)	(6)	(7a)	(7b)	(8)	(9)	(10)	(11)	(12)	(13)
Číslo UN / číslo látky	Pojmenování a popis 3.1.2	Třída 2.2	Klasifikační kód 2.2	Obalová skupina 2.1.1.3	Bezpečnostní značka 5.2.2	Zvláštní ustanovení 3.3	Omezená a vyňatá množství 3.4 / 3.5.1.2	Přeprava schválená 3.2.1	Požadovaná výbava 8.1.5	Větrání 7.1.6	Opatření během naložky / vykládky / přepravy 7.1.6	Počet kuželů / světel 7.1.5	Dodatečné požadavky / poznámky 3.2.1
2241	CYKLOHEPTAN	3	F1	II	3		1 L E2	T	PP, EX, A VE01			1	
2242	CYKLOHEPTEN	3	F1	II	3		1 L E2		PP, EX, A VE01			1	
2243	CYKLOHEXYLACETÁT	3	F1	III	3		5 L E1		PP, EX, A VE01			0	
2244	CYKLOPENTANOL	3	F1	III	3		5 L E1		PP, EX, A VE01			0	
2245	CYKLOPENTANON	3	F1	III	3		5 L E1		PP, EX, A VE01			0	
2246	CYKLOPENTEN	3	F1	II	3		1 L E2		PP, EX, A VE01			1	
2247	n-DEKAN	3	F1	III	3		5 L E1	T	PP, EX, A VE01			0	
2248	DI-n-BUTYLAMIN	8	CF1	II	8+3		1 L E2	T	PP, EP, VE01 EX, A			1	
2249	DICHLORDIMETHYLETER, SYMETRICKÝ	6.1	TF1	II	6.1	802	500 g E4	Přeprava zakázána					
2250	DICHLORFENYLISOKYANATY	6.1	T2	II	3	386	1 L E2		PP, EX, A VE01			2	
2251	BICYCLO[2.2.1]HEPTA-2,5-DIEN, STABILIZOVANÝ (2,5-NORBORNADIEN, STABILIZOVANÝ)	3	F1	II	3							1	
2252	1,2-DIMETHOXYETHAN	3	F1	II	3		1 L E2		PP, EX, A VE01			1	
2253	N,N-DIMETHYLANILIN	6.1	T1	II	6.1	802	100 ml E4		PP, EP, VE02 TOX, A			2	
2254	ZÁPALKY VĚTROVÉ	4.1	F1	III	4.1	293	5 kg E0		PP			0	
2256	CYKLOHEXEN	3	F1	II	3		1 L E2		PP, EX, A VE01			1	
2257	DRASLÍK	4.3	W2	I	4.3		0 E0		PP, EX, A VE01	HA08		0	
2258	1,2-PROPYLENDIAMIN	8	CF1	II	8+3		1 L E2		PP, EP, VE01 EX, A			1	
2259	TRIETHYLENTETRAMIN	8	C7	II	8		1 L E2	T	PP, EP			0	

(1)	(2)	(3)	(4)	(5)	(6)	(7a)	(7b)	(8)	(9)	(10)	(11)	(12)	(13)
Číslo UN / číslo látky	Pojmenování a popis 3.1.2	2.2 Třída	2.2 Klasifikační kód	2.1.1.3 Obalová skupina	5.2.2 Bezpečnostní značka	3.3 Zvláštní ustanovení	3.4 / 3.5.1.2 Omezená a vyňatá množství	3.2.1 Přeprava schválená	8.1.5 Požadovaná výbava	7.1.6 Větrání	7.1.6 Opatření během naložky / vykládky / přepravy	7.1.5 Počet kuželů / světel	3.2.1 Dodatečné požadavky / poznámky
2260	TRIPROPYLAMIN	3	FC	III	3+8		5 L E1		PP, EP, EX, A	VE01		0	
2261	XYLENOLY, TUHÉ	6.1	T2	II	6.1	802	500 g E4		PP, EP			2	
2262	DIMETHYLKARBAMOYLCHLORID	8	C3	II	8		1 L E2		PP, EP			0	
2263	DIMETHYLCYKLOHEXANY	3	F1	II	3		1 L E2	T	PP, EX, A	VE01		1	
2264	N,N-DIMETHYLCYKLOHEXYLAMIN	8	CF1	II	8+3		1 L E2	T	PP, EP, EX, A	VE01		1	
2265	N,N-DIMETHYLFORMAMID	3	F1	III	3		5 L E1	T	PP, EX, A	VE01		0	
2266	DIMETHYL-N-PROPYLAMIN	3	FC	II	3+8		1 L E2	T	PP, EP, EX, A	VE01		1	
2267	DIMETHYLTHIOFOSFORYLCHLORID	6.1	TC1	II	6.1+8	802	100 ml E4		PP, EP, TOX, A	VE02		2	
2269	3,3'-IMINOISOPROPYLAMIN	8	C7	III	8		5 L E1		PP, EP			0	
2270	ETHYLAMIN, VODNÝ ROZTOK, obsahující nejméně 50 %, ale nejvýše 70 % ethylaminu	3	FC	II	3+8		1 L E2		PP, EP, EX, A	VE01		1	
2271	ETHYLAMYLKETON	3	F1	III	3		5 L E1		PP, EX, A	VE01		0	
2272	N-ETHYLANILIN	6.1	T1	III	6.1	802	5 L E1		PP, EP, TOX, A	VE02		0	
2273	2-ETHYLANILIN	6.1	T1	III	6.1	802	5 L E1		PP, EP, TOX, A	VE02		0	
2274	N-ETHYL-N-BENZYLANILIN	6.1	T1	III	6.1	802	5 L E1		PP, EP, TOX, A	VE02		0	
2275	2-ETHYLBUTANOL	3	F1	III	3		5 L E1		PP, EX, A	VE01		0	
2276	2-ETHYLHEXYLAMIN	3	FC	III	3+8		5 L E1	T	PP, EP, EX, A	VE01		0	
2277	ETHYLMETHAKRYLÁT, STABILIZOVANÝ	3	F1	II	3	386	1 L E2		PP, EX, A	VE01		1	
2278	n-HEPTEN	3	F1	II	3		1 L E2	T	PP, EX, A	VE01		1	

(1)	(2)	(3)	(4)	(5)	(6)	(7a)	(7b)	(8)	(9)	(10)	(11)	(12)	(13)
	3.1.2	2.2	2.2	2.1.1.3	5.2.2	3.3	3.4 / 3.5.1.2	3.2.1	8.1.5	7.1.6	7.1.6	7.1.5	3.2.1
Číslo UN / číslo látky	Pojmenování a popis	Třída	Klasifikační kód	Obalová skupina	Bezpečnostní značka	Zvláštní ustanovení	Omezená a vyňatá množství	Přeprava schválená	Požadovaná výbava	Větrání	Opatření během naložky / vykládky / přepravy	Počet kuželů / světel	Dodatečné požadavky / poznámky
2279	HEXACHLORBUTADIEN	6.1	T1	III	6.1	802	5 L	E1	PP, EP, TOX, A	VE02		0	
2280	HEXAMETHYLENDIAMIN, TUHÝ	8	C8	III	8		5 kg	E1	PP, EP			0	
2281	HEXAMETHYLENDIISOKYANÁT	6.1	T1	II	6.1	802	100 ml	E4	PP, EP, TOX, A	VE02		2	
2282	HEXANOLY	3	F1	III	3		5 L	E1	PP, EX, A	VE01		0	
2283	ISOBUTYLMETHAKRYLÁT, STABILIZOVANÝ	3	F1	III	3	386	5 L	E1	PP, EX, A	VE01		0	
2284	ISOBUTYRONITRIL	3	FT1	II	3+6.1	802	1 L	E2	PP, EP, EX, TOX, A	VE01		2	
2285	ISOKYANÁTOBENZOTRIFLUORIDY	6.1	TF1	II	6.1+3	802	100 ml	E4	PP, EP, EX, TOX, A	VE01		2	
2286	PENTAMETHYLHEPTAN	3	F1	III	3		5 L	E1	PP, EX, A	VE01		0	
2287	ISOHEPTEN	3	F1	II	3		1 L	E2	PP, EX, A	VE01		1	
2288	ISOHEXEN	3	F1	II	3		1 L	E2	PP, EX, A	VE01		1	
2289	ISOFORONDIAMIN	8	C7	III	8		5 L	E1	PP, EP			0	
2290	ISOFORONDIISOKYANÁT	6.1	T1	III	6.1	802	5 L	E1	PP, EP, TOX, A	VE02		0	
2291	SLOUČENINA OLOVA, ROZPUSTNÁ, J.N.	6.1	T5	III	6.1	199 274 535 802	5 kg	E1	PP, EP, A			0	
2293	4-METHOXY-4-METHYLPENTAN-2-ON	3	F1	III	3		5 L	E1	PP, EX, A	VE01		0	
2294	N-METHYLANILIN	6.1	T1	III	6.1	802	5 L	E1	PP, EP, TOX, A	VE02		0	

(1)	(2)	(3)	(4)	(5)	(6)	(7a)	(7b)	(8)	(9)	(10)	(11)	(12)	(13)
Číslo UN / číslo látky	Pojmenování a popis 3.1.2	Třída 2.2	Klasifikační kód 2.2	Obalová skupina 2.1.1.3	Bezpečnostní značka 5.2.2	Zvláštní ustanovení 3.3	Omezená a vyňatá množství 3.4 / 3.5.1.2	Přeprava schválená 3.2.1	Požadovaná výbava 8.1.5	Větrání 7.1.6	Opatření během naložky / vykládky / přepravy 7.1.6	Počet kuželů / světel 7.1.5	Dodatečné požadavky / poznámky 3.2.1
2295	METHYLCHLORACETÁT	6.1	TF1	I	6.1+3	802	0	E0	PP, EP, EX, TOX, A	VE01		2	
2296	METHYLCYKLOHEXAN	3	F1	II	3		1 L	E2	PP, EX, A	VE01		1	
2297	METHYLCYKLOHEXANON	3	F1	III	3		5 L	E1	PP, EX, A	VE01		0	
2298	METHYLCYKLOPENTAN	3	F1	II	3		1 L	E2	PP, EX, A	VE01		1	
2299	METHYLDICHLORACETÁT	6.1	T1	III	6.1	802	5 L	E1	PP, EP, TOX, A	VE02		0	
2300	2-METHYL-5-ETHYLPYRIDIN	6.1	T1	III	6.1	802	5 L	E1	PP, EP, TOX, A	VE02		0	
2301	2-METHYLFURAN	3	F1	II	3		1 L	E2	PP, EX, A	VE01		1	
2302	5-METHYLHEXAN-2-ON	3	F1	III	3		5 L	E1	PP, EX, A	VE01		0	
2303	ISOPROPENYLBENZEN	3	F1	III	3		5 L	E1	PP, EX, A	VE01		0	
2304	NAFTALEN, ROZTAVENÝ	4.1	F2	III	4.1	536	0	E0	PP			0	
2305	KYSELINA NITROBENZENSULFONOVÁ	8	C4	II	8		1 kg	E2	PP, EP			0	
2306	NITROBENZOTRIFLUORIDY, KAPALNÉ	6.1	T1	II	6.1	802	100 ml	E4	PP, EP, TOX, A	VE02		2	
2307	3-NITRO-4-CHLORBENZOTRIFLUORID	6.1	T1	II	6.1	802	100 ml	E4	PP, EP, TOX, A	VE02		2	
2308	KYSELINA NITROSYLSÍROVÁ, KAPALNÁ	8	C1	II	8		1 L	E2	PP, EP			0	
2309	OKTADIENY	3	F1	II	3		1 L	E2	PP, EX, A	VE01		1	
2310	2,4-PENTADION (PENTA-2,4-DION)	3	FT1	III	3+6.1	802	5 L	E1	PP, EP, EX, TOX, A	VE01		0	
2311	FENETIDINY (ETHOXYANILINY)	6.1	T1	III	6.1	279 802	5 L	E1	PP, EP, TOX, A	VE02		0	



(1)	(2)	(3)	(4)	(5)	(6)	(7a)	(7b)	(8)	(9)	(10)	(11)	(12)	(13)
Číslo UN / číslo látky	Pojmenování a popis 3.1.2	Třída 2.2	Klasifikační kód 2.2	Obalová skupina 2.1.1.3	Bezpečnostní značka 5.2.2	Zvláštní ustanovení 3.3	Omezená a vyňatá množství 3.4 / 3.5.1.2	Přeprava schválená 3.2.1	Požadovaná výbava 8.1.5	Větrání 7.1.6	Opatření během naložky / vykládky / přepravy 7.1.6	Počet kuželů / světel 7.1.5	Dodatečné požadavky / poznámky 3.2.1
2312	FENOL, ROZTAVENÝ	6.1	T1	II	6.1	802	0	E0	PP, EP, TOX, A	VE02		2	
2313	PIKOLIN	3	F1	III	3		5 L	E1	PP, EX, A	VE01		0	
2315	BIFENYL POLYCHLOROVANÉ, KAPALNÉ	9	M2	II	9	305 802	1 L	E2	PP, EP			0	
2316	DIKYANOMÉDNAN SODNÝ, TUHÝ	6.1	T5	I	6.1	802	0	E5	PP, EP			2	
2317	DIKYANOMÉDNAN SODNÝ, ROZTOK	6.1	T4	I	6.1	802	0	E5	PP, EP			2	
2318	HYDROGENSULFID SODNÝ, s méně než 25 % krystalové vody	4.2	S4	II	4.2	504	0	E2	PP			0	
2319	UHLOVODÍKY, TERPENICKÉ, J.N.	3	F1	III	3		5 L	E1	PP, EX, A	VE01		0	
2320	TETRAETHYLENPENTAMIN	8	C7	III	8		5 L	E1	PP, EP			0	
2321	TRICHLORBENZENY, KAPALNÉ	6.1	T1	III	6.1	802	5 L	E1	PP, EP, TOX, A	VE02		0	
2322	TRICHLORBUTEN	6.1	T1	II	6.1	802	100 ml	E4	PP, EP, TOX, A	VE02		2	
2323	TRIETHYLFOSFIT	3	F1	III	3		5 L	E1	PP, EX, A	VE01		0	
2324	TRISOBUTYLEN	3	F1	III	3		5 L	E1	PP, EX, A	VE01		0	
2325	1,3,5-TRIMETHYLBENZEN	3	F1	III	3		5 L	E1	PP, EX, A	VE01		0	
2326	TRIMETHYLCYKLOHEXYLAMIN	8	C7	III	8		5 L	E1	PP, EP			0	
2327	TRIMETHYLHEXAMETHYLEN-DIAMIN	8	C7	III	8		5 L	E1	PP, EP			0	
2328	TRIMETHYLHEXAMETHYLEN-DIISOKYANÁT (a isomerní směsí)	6.1	T1	III	6.1	802	5 L	E1	PP, EP, TOX, A	VE02		0	
2329	TRIMETHYLFOSFIT	3	F1	III	3		5 L	E1	PP, EX, A	VE01		0	
2330	UNDEKAN	3	F1	III	3		5 L	E1	PP, EX, A	VE01		0	
2331	CHLORID ZINEČNATÝ, BEZVODÝ	8	C2	III	8		5 kg	E1	PP, EP			0	

(1)	(2)	(3)		(4)	(5)	(6)	(7a)	(7b)	(8)	(9)	(10)	(11)	(12)	(13)
	3.1.2	2.2		2.1.1.3	5.2.2	3.3	3.4 / 3.5.1.2	3.2.1	8.1.5	7.1.6		7.1.6	7.1.5	3.2.1
Číslo UN / číslo látky	Pojmenování a popis	Třída	Klasifikační kód	Obalová skupina	Bezpečnostní značka	Zvláštní ustanovení	Omezená a vyňatá množství	Přeprava schválená	Požadovaná výbava	Větrání		Opatření během naložky / vykládky / přepravy	Počet kuželů / světel	Dodatečné požadavky / poznámky
2332	ACETALDEHYDOXIM	3	F1	III	3		5 L	E1		PP, EX, A	VE01		0	
2333	ALLYLACETÁT	3	FT1	II	3+6.1	802	1 L	E2	T	PP, EP, EX, TOX, A	VE01		2	
2334	ALLYLAMIN	6.1	TF1	I	6.1+3	354 802	0	E0		PP, EP, EX, TOX, A	VE01		2	
2335	ALLYLETHYLETHER	3	FT1	II	3+6.1	802	1 L	E2		PP, EP, EX, TOX, A	VE01		2	
2336	ALLYLFORMIÁT	3	FT1	I	3+6.1	802	0	E0		PP, EP, EX, TOX, A	VE01		2	
2337	THIOFENOL (fenylmerkaptan)	6.1	TF1	I	6.1+3	354 802	0	E0		PP, EP, EX, TOX, A	VE01		2	
2338	BENZOTRIFLUORID	3	F1	II	3		1 L	E2		PP, EX, A	VE01		1	
2339	2-BROMBUTAN	3	F1	II	3		1 L	E2		PP, EX, A	VE01		1	
2340	2-BROMETHYLETHYLETHER	3	F1	II	3		1 L	E2		PP, EX, A	VE01		1	
2341	1-BROM-3-METHYLBUTAN	3	F1	III	3		5 L	E1		PP, EX, A	VE01		0	
2342	BROMMETHYLPROPANY	3	F1	II	3		1 L	E2		PP, EX, A	VE01		1	
2343	2-BROMPENTAN	3	F1	II	3		1 L	E2		PP, EX, A	VE01		1	
2344	BROMPROPANY	3	F1	II	3		1 L	E2		PP, EX, A	VE01		1	
2344	BROMPROPANY	3	F1	III	3		5 L	E1		PP, EX, A	VE01		0	

(1)	(2)	(3)	(4)	(5)	(6)	(7a)	(7b)	(8)	(9)	(10)	(11)	(12)	(13)
	3.1.2	2.2	2.2	2.1.1.3	5.2.2	3.3	3.4 / 3.5.1.2	3.2.1	8.1.5	7.1.6	7.1.6	7.1.5	3.2.1
Číslo UN / číslo látky	Pojmenování a popis	Třída	Klasifikační kód	Obalová skupina	Bezpečnostní značka	Zvláštní ustanovení	Omezená a vyňatá množství	Přeprava schválená	Požadovaná výbava	Větrání	Opatření během naložky / vykládky / přepravy	Počet kuželů / světel	Dodatečné požadavky / poznámky
2345	3-BROMOPROPIN	3	F1	II	3		1 L E2		PP, EX, A	VE01		1	
2346	BUTANDION	3	F1	II	3		1 L E2		PP, EX, A	VE01		1	
2347	BUTANTHIOL (butylmerkaptan)	3	F1	II	3		1 L E2		PP, EX, A	VE01		1	
2348	BUTYLAKRYLÁTY, STABILIZOVANÉ	3	F1	III	3	386	5 L E1	T	PP, EX, A	VE01		0	
2350	BUTYLMETHYLETER	3	F1	II	3		1 L E2	T	PP, EX, A	VE01		1	
2351	BUTYLNITRITY	3	F1	II	3		1 L E2		PP, EX, A	VE01		1	
2351	BUTYLNITRITY	3	F1	III	3		5 L E1		PP, EX, A	VE01		0	
2352	BUTYLVINYLETER, STABILIZOVANÝ	3	F1	II	3	386	1 L E2		PP, EX, A	VE01		1	
2353	BUTYRYLCHLORID	3	FC	II	3+8		1 L E2		PP, EP, EX, A	VE01		1	
2354	CHLORMETHYLETHYLETER	3	FT1	II	3+6.1	802	1 L E2		PP, EP, EX, TOX, A	VE01		2	
2356	2-CHLORPROPAN	3	F1	I	3		0 E3	T	PP, EX, A	VE01		1	
2357	CYKLOHEXYLAMIN	8	CF1	II	8+3		1 L E2	T	PP, EP, EX, A	VE01		1	
2358	CYKLOOKTATETRAEN	3	F1	II	3		1 L E2		PP, EX, A	VE01		1	
2359	DIALLYLAMIN	3	FTC	II	3+6.1+8	802	1 L E2		PP, EP, EX, TOX, A	VE01		2	
2360	DIALLYLETER	3	FT1	II	3+6.1	802	1 L E2		PP, EP, EX, TOX, A	VE01		2	

(1)	(2)	(3)	(4)	(5)	(6)	(7a)	(7b)	(8)	(9)	(10)	(11)	(12)	(13)
Číslo UN / číslo látky	Pojmenování a popis 3.1.2	2.2 Třída	2.2 Klasifikační kód	2.1.1.3 Obalová skupina	5.2.2 Bezpečnostní značka	3.3 Zvláštní ustanovení	3.4 / 3.5.1.2 Omezená a vyňatá množství	3.2.1 Přeprava schválená	8.1.5 Požadovaná výbava	7.1.6 Větrání	7.1.6 Opatření během nakládky / vykládky / přepravy	7.1.5 Počet kuželů / světel	3.2.1 Dodatečné požadavky / poznámky
2361	DIISOBUTYLAMIN	3	FC	III	3+8		5 L E1		PP, EP, EX, A	VE01		0	
2362	1,1-DICHLORETHAN	3	F1	II	3		1 L E2	T	PP, EX, A	VE01		1	
2363	ETHANTHIOL (ethylmerkaptan)	3	F1	I	3		0 E0		PP, EX, A	VE01		1	
2364	n-PROPYLBENZEN	3	F1	III	3		5 L E1		PP, EX, A	VE01		0	
2366	DIETHYLKARBONÁT	3	F1	III	3		5 L E1		PP, EX, A	VE01		0	
2367	alfa-METHYLVALERALDEHYD	3	F1	II	3		1 L E2		PP, EX, A	VE01		1	
2368	alfa-PINEN	3	F1	III	3		5 L E1		PP, EX, A	VE01		0	
2370	1-HEXEN	3	F1	II	3		1 L E2	T	PP, EX, A	VE01		1	
2371	ISOPENTENY	3	F1	I	3		0 E3		PP, EX, A	VE01		1	
2372	1,2-BIS(DIMETHYLAMINO)ETHAN	3	F1	II	3		1 L E2		PP, EX, A	VE01		1	
2373	DIETHOXYMETHAN	3	F1	II	3		1 L E2		PP, EX, A	VE01		1	
2374	3,3-DIETHOXYPROPEN	3	F1	II	3		1 L E2		PP, EX, A	VE01		1	
2375	DIETHYLSULFID	3	F1	II	3		1 L E2		PP, EX, A	VE01		1	
2376	2,3-DIHYDROPYRAN	3	F1	II	3		1 L E2		PP, EX, A	VE01		1	
2377	1,1-DIMETHOXYETHAN	3	F1	II	3		1 L E2		PP, EX, A	VE01		1	
2378	DIMETHYLAMINOACETONITRIL	3	FT1	II	3+6.1	802	1 L E2		PP, EP, EX, TOX, A	VE01 VE02		2	

(1)	(2)	(3)	(4)	(5)	(6)	(7a)	(7b)	(8)	(9)	(10)	(11)	(12)	(13)
Číslo UN / číslo látky	Pojmenování a popis 3.1.2	Třída 2.2	Klasifikační kód 2.2	Obalová skupina 2.1.1.3	Bezpečnostní značka 5.2.2	Zvláštní ustanovení 3.3	Omezená a vyňatá množství 3.4 / 3.5.1.2	Přeprava schválená 3.2.1	Požadovaná výbava 8.1.5	Větrání 7.1.6	Opatření během naložky / vykládky / přepravy 7.1.6	Počet kuželů / světel 7.1.5	Dodatečné požadavky / poznámky 3.2.1
2379	1,3-DIMETHYLBUTYLAMIN	3	FC	II	3+8		1 L E2		PP, EP, EX, A	VE01		1	
2380	DIMETHYLDIETHOXYASILAN	3	F1	II	3		1 L E2		PP, EX, A	VE01		1	
2381	DIMETHYLDISULFID	3	FT1	II	3+6.1		1 L E0	T	PP, EP, EX, TOX, A	VE01, VE02		2	
2382	DIMETHYLHYDRAZIN, SYMETRICKÝ	6.1	TF1	I	6.1+3	354 802	0 E0	T	PP, EP, EX, TOX, A	VE01, VE02		2	
2383	DIPROPYLAMIN	3	FC	II	3+8	386	1 L E2	T	PP, EP, EX, A	VE01		1	
2384	DI-n-PROPYLETER	3	F1	II	3		1 L E2		PP, EX, A	VE01		1	
2385	ETHYLISOBUTYRÁT	3	F1	II	3		1 L E2		PP, EX, A	VE01		1	
2386	1-ETHYLPYPERIDIN	3	FC	II	3+8		1 L E2		PP, EP, EX, A	VE01		1	
2387	FLUOR BENZEN	3	F1	II	3		1 L E2		PP, EX, A	VE01		1	
2388	FLUORTOLUENY	3	F1	II	3		1 L E2		PP, EX, A	VE01		1	
2389	FURAN	3	F1	I	3		0 E3		PP, EX, A	VE01		1	
2390	2-JODBUTAN	3	F1	II	3		1 L E2		PP, EX, A	VE01		1	
2391	JODMETHYLPROPANY	3	F1	II	3		1 L E2		PP, EX, A	VE01		1	
2392	JODPROPANY	3	F1	III	3		5 L E1		PP, EX, A	VE01		0	
2393	ISOBUTYLFORMIÁT	3	F1	II	3		1 L E2		PP, EX, A	VE01		1	

(1)	(2)	(3)	(4)	(5)	(6)	(7a)	(7b)	(8)	(9)	(10)	(11)	(12)	(13)
Číslo UN / číslo látky	Pojmenování a popis 3.1.2	Třída 2.2	Klasifikační kód 2.2	Obalová skupina 2.1.1.3	Bezpečnostní značka 5.2.2	Zvláštní ustanovení 3.3	Omezená a vyňatá množství 3.4 / 3.5.1.2	Přeprava schválená 3.2.1	Požadovaná výbava 8.1.5	Větrání 7.1.6	Opatření během naložky / vykládky / přepravy 7.1.6	Počet kuželů / světel 7.1.5	Dodatečné požadavky / poznámky 3.2.1
2394	ISOBUTYLPROPIONÁT	3	F1	III	3		5 L E1		PP, EX, A	VE01		0	
2395	ISOBUTYRYLCHLORID	3	FC	II	3+8		1 L E2		PP, EP, EX, A	VE01		1	
2396	METHAKRYLALDEHYD, STABILIZOVANÝ	3	FT1	II	3+6.1	802 386	1 L E2		PP, EP, EX, TOX, A	VE01 VE02		2	
2397	3-METHYLBUTAN-2-ON	3	F1	II	3		1 L E2	T	PP, EX, A	VE01		1	
2398	terc-BUTYLMETHYLETHER	3	F1	II	3		1 L E2	T	PP, EX, A	VE01		1	
2399	1-METHYLPYPERIDIN	3	FC	II	3+8		1 L E2		PP, EP, EX, A	VE01		1	
2400	METHYLISOVALERÁT	3	F1	II	3		1 L E2		PP, EX, A	VE01		1	
2401	PIPERIDIN	8	CF1	I	8+3		0 E0		PP, EP, EX, A	VE01		1	
2402	PROPANTHIOLY (propylmerkaptany)	3	F1	II	3		1 L E2		PP, EX, A	VE01		1	
2403	ISOPROPENYLACETÁT	3	F1	II	3		1 L E2		PP, EX, A	VE01		1	
2404	PROPIONITRIL	3	FT1	II	3+6.1	802	1 L E0	T	PP, EP, EX, TOX, A	VE01 VE02		2	
2405	ISOPROPYLBUTYRÁT	3	F1	III	3		5 L E1		PP, EX, A	VE01		0	
2406	ISOPROPYLSOBUTYRÁT	3	F1	II	3		1 L E2		PP, EX, A	VE01		1	
2407	ISOPROPYLCHLORFORMIÁT (isopropylchlorkarbonát)	6.1	TFC	I	6.1+3+8	354 802	0 E0		PP, EP, EX, TOX, A	VE01 VE02		2	
2409	ISOPROPYLPROPIONÁT	3	F1	II	3		1 L E2		PP, EX, A	VE01		1	

(1)	(2)	(3)	(4)	(5)	(6)	(7a)	(7b)	(8)	(9)	(10)	(11)	(12)	(13)
Číslo UN / číslo látky	Pojmenování a popis 3.1.2	Třída 2.2	Klasifikační kód 2.2	Obalová skupina 2.1.1.3	Bezpečnostní značka 5.2.2	Zvláštní ustanovení 3.3	Omezená a vyňatá množství 3.4 / 3.5.1.2	Přeprava schválená 3.2.1	Požadovaná výbava 8.1.5	Větrání 7.1.6	Opatření během nakládky / vykládky / přepravy 7.1.6	Počet kuželů / světel 7.1.5	Dodatečné požadavky / poznámky 3.2.1
2410	1,2,3,6-TETRAHYDROPIRIDIN	3	F1	II	3		1 L E2		PP, EX, A	VE01		1	
2411	BUTYRONITRIL	3	FT1	II	3+6.1	802	1 L E2		PP, EP, EX, TOX, A	VE01		2	
2412	TETRAHYDROTHIOFEN	3	F1	II	3		1 L E2		PP, EX, A	VE01		1	
2413	TETRAPROPYLOTHOTITANÁT	3	F1	III	3		5 L E1		PP, EX, A	VE01		0	
2414	THIOFEN	3	F1	II	3		1 L E2	T	PP, EX, A	VE01		1	
2416	TRIMETHYLBORÁT	3	F1	II	3		1 L E2		PP, EX, A	VE01		1	
2417	FLUORID KARBONYLU (KARBONYLFLUORID)	2	2TC		2.3+8		0 E0		PP, EP, TOX, A	VE02		2	
2418	FLUORID SIŘIČITÝ	2	2TC		2.3+8		0 E0		PP, EP, TOX, A	VE02		2	
2419	BROMTRIFLUORETHYLEN	2	2F		2.1	662	0 E0		PP, EX, A	VE01		1	
2420	HEXAFLUORACETON	2	2TC		2.3+8		0 E0		PP, EP, TOX, A	VE02		2	
2421	OXID DUSTÝ	2	2TOC					Přeprava zakázána					
2422	OKTAFLUOR-2-BUTEN (PLYN JAKO CHLADICÍ PROSTŘEDEK R 1318)	2	2A		2.2	662	120 ml E1		PP			0	
2424	OKTAFLUORPROPAN (PLYN JAKO CHLADICÍ PROSTŘEDEK R 218)	2	2A		2.2	662	120 ml E1		PP			0	
2426	DUSIČNAN AMONNÝ, KAPALNÝ, horký koncentrovaný roztok, v koncentraci vyšší než 80 %, ale nepřesahující 93 %	5.1	O1		5.1	252 644	0 E0		PP			0	
2427	CHLOREČNAN DRASELNÝ, VODNÝ ROZTOK	5.1	O1	II	5.1		1 L E2		PP			0	
2427	CHLOREČNAN DRASELNÝ, VODNÝ ROZTOK	5.1	O1	III	5.1		5 L E1		PP			0	

(1)	(2)	(3)	(4)	(5)	(6)	(7a)	(7b)	(8)	(9)	(10)	(11)	(12)	(13)
Číslo UN / číslo látky	Pojmenování a popis 3.1.2	Třída 2.2	Klasifikační kód 2.2	Obalová skupina 2.1.1.3	Bezpečnostní značka 5.2.2	Zvláštní ustanovení 3.3	Omezená a vyňatá množství 3.4 / 3.5.1.2	Přeprava schválená 3.2.1	Požadovaná výbava 8.1.5	Větrání 7.1.6	Opatření během naložky / vykládky / přepravy 7.1.6	Počet kuželů / světel 7.1.5	Dodatečné požadavky / poznámky 3.2.1
2428	CHLOREČNAN SODNÝ, VODNÝ ROZTOK	5.1	O1	II	5.1		1 L E2		PP			0	
2428	CHLOREČNAN SODNÝ, VODNÝ ROZTOK	5.1	O1	III	5.1		5 L E1		PP			0	
2429	CHLOREČNAN VÁPENATÝ, VODNÝ ROZTOK	5.1	O1	II	5.1		1 L E2		PP			0	
2429	CHLOREČNAN VÁPENATÝ, VODNÝ ROZTOK	5.1	O1	III	5.1		5 L E1		PP			0	
2430	ALKYL FENOLY, TUHÉ, J.N. (včetně homologů C <sub>2</sub> -C <sub>12</sub> )	8	C4	I	8		0 E0		PP, EP			0	
2430	ALKYL FENOLY, TUHÉ, J.N. (včetně homologů C <sub>2</sub> -C <sub>12</sub> )	8	C4	II	8		1 kg E2	T	PP, EP			0	
2430	ALKYL FENOLY, TUHÉ, J.N. (včetně homologů C <sub>2</sub> -C <sub>12</sub> )	8	C4	III	8		5 kg E1		PP, EP			0	
2431	ANISIDINY	6.1	T1	III	6.1	802	5 L E1		PP, EP, TOX, A	VE02		0	
2432	N,N-DIETHYLANILÍN	6.1	T1	III	6.1	279 802	5 L E1	T	PP, EP, TOX, A	VE02		0	
2433	CHLORINITROTOLUENY, KAPALNÉ	6.1	T1	III	6.1	802	5 L E1		PP, EP, TOX, A	VE02		0	
2434	DIBENZYL DICHLORSILAN	8	C3	II	8		0 E0		PP, EP			0	
2435	ETHYL FENYL DICHLORSILAN	8	C3	II	8		0 E0		PP, EP			0	
2436	KYSELINA THIOOCTOVÁ	3	F1	II	3		1 L E2		PP, EX, A	VE01		1	
2437	METHYL FENYL DICHLORSILAN	8	C3	II	8		0 E0		PP, EP			0	
2438	TRIMETHYL ACETYL CHLORID	6.1	TFC	I	6.1+3+8	802	0 E0		PP, EP, EX, TOX, A	VE01, VE02		2	
2439	HYDROGEN FLUORID SODNÝ	8	C2	II	8		1 kg E2		PP, EP			0	
2440	CHLORID CINIČITÝ, PENTAHYDRÁT	8	C2	III	8		5 kg E1		PP, EP			0	
2441	CHLORID TITANITÝ, PYROFORNÍ nebo SMĚSI CHLORIDU TITANITÉHO, PYROFORNÍ	4.2	SC4	I	4.2+8	537	0 E0		PP, EP			0	
2442	TRICHLORACETYL CHLORID	8	C3	II	8		0 E0		PP, EP			0	



(1)	(2)	(3)	(4)	(5)	(6)	(7a)	(7b)	(8)	(9)	(10)	(11)	(12)	(13)
Číslo UN / číslo látky	Pojmenování a popis 3.1.2	Třída 2.2	Klasifikační kód 2.2	Obalová skupina 2.1.1.3	Bezpečnostní značka 5.2.2	Zvláštní ustanovení 3.3	Omezená a vyňatá množství 3.4 / 3.5.1.2	Přeprava schválená 3.2.1	Požadovaná výbava 8.1.5	Větrání 7.1.6	Opatření během nakládky / vykládky / přepravy 7.1.6	Počet kuželů / světel 7.1.5	Dodatečné požadavky / poznámky 3.2.1
2443	TRICHLORID VANADYLU (OXYCHLORID VANADIČITÝ)	8	C1	II	8		1 L E0		PP, EP			0	
2444	CHLORID VANADIČITÝ	8	C1	I	8		0 E0		PP, EP			0	
2446	NITROKRESOLY, TUHÉ	6.1	T2	III	6.1	802	5 kg E1		PP, EP			0	
2447	FOSFOR, BILÝ, ROZTAVENÝ	4.2	ST3	I	4.2+6.1	802	0 E0		PP, EP, TOX, A	VE02		2	
2448	SÍRA, ROZTAVENÁ	4.1	F3	III	4.1	538	0 E0	T	PP			0	
2451	FLUORID DUSITÝ	2	2O		2.2+5.1	662	0 E0		PP			0	
2452	ETHYLACETYLÉN, STABILIZOVANÝ	2	2F		2.1	662	0 E0		PP, EX, A	VE01		1	
2453	FLUORETHAN (ETHYLFLUORID) (PLYN JAKO CHLADICÍ PROSTŘEDEK R 161)	2	2F		2.1	662	0 E0		PP, EX, A	VE01		1	
2454	FLUORMETHAN (METHYLFLUORID) (PLYN JAKO CHLADICÍ PROSTŘEDEK R 32)	2	2F		2.1	662	0 E0		PP, EX, A	VE01		1	
2455	METHYLNITRIT	2	2A										
2456	2-CHLORPROPEN	3	F1	I	3		0 E3		PP, EX, A	VE01		1	
2457	2,3-DIMETHYLBUTAN	3	F1	II	3		1 L E2		PP, EX, A	VE01		1	
2458	HEXADIENY	3	F1	II	3		1 L E2	T	PP, EX, A	VE01		1	
2459	2-METHYL-1-BUTEN	3	F1	I	3		0 E3		PP, EX, A	VE01		1	
2460	2-METHYL-2-BUTEN	3	F1	II	3		1 L E2		PP, EX, A	VE01		1	
2461	METHYLPENTADIEN	3	F1	II	3		1 L E2		PP, EX, A	VE01		1	
2463	HYDRID HLINITÝ	4.3	W2	I	4.3		0 E0		PP, EX, A	VE01	HA08	0	
2464	DUSIČNAN BERYLLNATÝ	5.1	OT2	II	5.1+6.1	802	1 kg E2		PP, EP			2	
2465	KYSELINA DICHLORISOKYANUROVÁ, SUCHÁ nebo KYSELINA DICHLORISOKYANUROVÁ, SOLI	5.1	O2	II	5.1	135	1 kg E2		PP			0	

(1)	(2)	(3)	(4)	(5)	(6)	(7a)	(7b)	(8)	(9)	(10)	(11)	(12)	(13)
Číslo UN / číslo látky	Pojmenování a popis	Třída	2.2 Klasifikační kód	2.1.1.3 Obalová skupina	5.2.2 Bezpečnostní značka	3.3 Zvláštní ustanovení	3.4 / 3.5.1.2 Omezená a vyňatá množství	3.2.1 Přeprava schválená	8.1.5 Požadovaná výbava	7.1.6 Větrání	7.1.6 Opatření během naložky / vykládky / přepravy	7.1.5 Počet kuželů / světel	3.2.1 Dodatečné požadavky / poznámky
2466	SUPEROXID DRASELNÝ	5.1	O2	I	5.1		0	E0	PP			0	
2468	KYSELINA TRICHLORISOKYANUROVÁ, SUCHÁ	5.1	O2	II	5.1		1 kg	E2	PP			0	
2469	BROMIČNAN ZINEČNATÝ	5.1	O2	III	5.1		5 kg	E1	PP			0	
2470	FENYLACETONITRIL, KAPALNÝ	6.1	T1	III	6.1	802	5 L	E1	PP, EP, TOX, A	VE02		0	
2471	OXID OSMIČELÝ	6.1	T5	I	6.1	802	0	E5	PP, EP			2	
2473	ARSANILÁT SODNÝ	6.1	T3	III	6.1	802	5 kg	E1	PP, EP, TOX, A	VE02		0	
2474	THIOFOSGEN	6.1	T1	I	6.1	279 354 802	0	E0	PP, EP, TOX, A	VE02		2	
2475	CHLORID VANADITÝ	8	C2	III	8		5 kg	E1	PP, EP			0	
2477	METHYLISOTHIOKYANÁT	6.1	TF1	I	6.1+3	354 802	0	E0	PP, EP, EX, TOX, A	VE01 VE02		2	
2478	ISOKYANÁTY, HOŘLAVÉ, TOXICKÉ, J.N. nebo ISOKYANÁT, ROZTOK, HOŘLAVÝ, TOXICKÝ, J.N.	3	FT1	II	3+6.1	274 539 802	1 L	E2	PP, EP, EX, TOX, A	VE01 VE02		2	
2478	ISOKYANÁTY, HOŘLAVÉ, TOXICKÉ, J.N. nebo ISOKYANÁT, ROZTOK, HOŘLAVÝ, TOXICKÝ, J.N.	3	FT1	III	3+6.1	274 802	5 L	E1	PP, EP, EX, TOX, A	VE01 VE02		0	
2480	METHYLISOKYANÁT	6.1	TF1	I	6.1+3	354 802	0	E0	PP, EP, EX, TOX, A	VE01 VE02		2	
2481	ETHYLISOKYANÁT	6.1	TF1	I	6.1+3	354 802	0	E0	PP, EP, EX, TOX, A	VE01 VE02		2	
2482	n-PROPYLISOKYANÁT	6.1	TF1	I	6.1+3	354 802	0	E0	PP, EP, EX, TOX, A	VE01 VE02		2	

(1)	(2)	(3)	(4)	(5)	(6)	(7a)	(7b)	(8)	(9)	(10)	(11)	(12)	(13)
Číslo UN / číslo látky	Pojmenování a popis 3.1.2	2.2 Třída	2.2 Klasifikační kód	2.1.1.3 Obalová skupina	5.2.2 Bezpečnostní značka	3.3 Zvláštní ustanovení	3.4 / 3.5.1.2 Omezená a vyňatá množství	3.2.1 Přeprava schválená	8.1.5 Požadovaná výbava	7.1.6 Větrání	7.1.6 Opatření během naložky / vykládky / přepravy	7.1.5 Počet kuželů / světel	3.2.1 Dodatečné požadavky / poznámky
2483	ISOPROPYLISOKYANÁT	6.1	TF1	I	6.1+3	354 802	0 E0		PP, EP, EX, TOX, A	VE01 VE02		2	
2484	terc-BUTYLISOKYANÁT	6.1	TF1	I	6.1+3	354 802	0 E0		PP, EP, EX, TOX, A	VE01 VE02		2	
2485	n-BUTYLISOKYANÁT	6.1	TF1	I	6.1+3	354 802	0 E0	T	PP, EP, EX, TOX, A	VE01 VE02		2	
2486	ISOBUTYLISOKYANÁT	6.1	TF1	I	6.1+3	354 802	0 E0	T	PP, EP, EX, TOX, A	VE01 VE02		2	
2487	FENYLISOKYANÁT	6.1	TF1	I	6.1+3	354 802	0 E0	T	PP, EP, EX, TOX, A	VE01 VE02		2	
2488	CYKLOHEXYLISOKYANÁT	6.1	TF1	I	6.1+3	354 802	0 E0		PP, EP, EX, TOX, A	VE01 VE02		2	
2490	BIS(2-CHLOROISOPROPYL)ETHER	6.1	T1	II	6.1	802	100 ml E4	T	PP, EP, TOX, A	VE02		2	
2491	ETHANOLAMIN nebo ETHANOLAMIN, ROZTOK	8	C7	III	8		5 L E1	T	PP, EP			0	
2493	HEXAMETHYLENIMIN	3	FC	II	3+8		1 L E2	T	PP, EP, EX, A	VE01		1	
2495	FLUORID JODIČNÝ	5.1	OTC	I	5.1+6.1+8	802	0 E0		PP, EP, TOX, A	VE02		2	
2496	ANHYDRID KYSELINY PROPIONOVÉ	8	C3	III	8		5 L E1	T	PP, EP			0	
2498	1,2,3,6-TETRAHYDROBENZALDEHYD	3	F1	III	3		5 L E1		PP, EX, A	VE01		0	
2501	TRIS-(1-AZIRIDINYL)-FOSFINOXID, ROZTOK	6.1	T1	II	6.1	802	100 ml E4		PP, EP, TOX, A	VE02		2	
2501	TRIS-(1-AZIRIDINYL)-FOSFINOXID, ROZTOK	6.1	T1	III	6.1	802	5 L E1		PP, EP, TOX, A	VE02		0	

(1)	(2)	(3)		(4)	(5)	(6)	(7a)	(7b)	(8)	(9)	(10)	(11)	(12)	(13)
	3.1.2	2.2	2.2	2.1.1.3	5.2.2	3.3	3.4 / 3.5.1.2	3.2.1	8.1.5	7.1.6	7.1.6	7.1.5	3.2.1	
Číslo UN / číslo látky	Pojmenování a popis	Třída	Klasifikační kód	Obalová skupina	Bezpečnostní značka	Zvláštní ustanovení	Omezená a vyňatá množství	Přeprava schválená	Požadovaná výbava	Větrání	Opatření během naložky / vykládky / přepravy	Počet kuželů / světel	Dodatečné požadavky / poznámky	
2502	VALERYLCHLORID	8	CF1	II	8+3		1 L	E2	PP, EP, EX, A	VE01		1		
2503	CHLORID ZIRKONIČITÝ	8	C2	III	8		5 kg	E1	PP, EP			0		
2504	TETRABROMETHAN	6.1	T1	III	6.1	802	5 L	E1	PP, EP, TOX, A	VE02		0		
2505	FLUORID AMONNÝ	6.1	T5	III	6.1	802	5 kg	E1	PP, EP			0		
2506	HYDROGENSÍRAN AMONNÝ	8	C2	II	8		1 kg	E2	PP, EP		CO03	0	CO03 platí pouze, pokud je tato látka přepravována volně ložená nebo bez obalu	
2507	KYSELINA HEXACHLOROPLATČITÁ, TUHÁ	8	C2	III	8		5 kg	E1	PP, EP			0		
2508	CHLORID MOLYBDENIČNÝ	8	C2	III	8		5 kg	E1	PP, EP			0		
2509	HYDROGENSÍRAN DRASELNÝ	8	C2	II	8		1 kg	E2	PP, EP		CO03	0	CO03 platí pouze, pokud je tato látka přepravována volně ložená nebo bez obalu	
2511	KYSELINA 2-CHLORPROPIONOVÁ	8	C3	III	8		5 L	E1	PP, EP			0		
2512	AMINOFENOLY (o-, m-, p-)	6.1	T2	III	6.1	279 802	5 kg	E1	PP, EP			0		
2513	BROMACETYL BROMID	8	C3	II	8		1 L	E2	PP, EP			0		
2514	BROMBENZEN	3	F1	III	3		5 L	E1	PP, EX, A	VE01		0		
2515	BROMOFORM	6.1	T1	III	6.1	802	5 L	E1	PP, EP, TOX, A	VE02		0		
2516	TETRABROMMETHAN	6.1	T2	III	6.1	802	5 kg	E1	PP, EP			0		

(1)	(2)	(3)	(4)	(5)	(6)	(7a)	(7b)	(8)	(9)	(10)	(11)	(12)	(13)
Číslo UN / číslo látky	Pojmenování a popis 3.1.2	Třída 2.2	Klasifikační kód 2.2	Obalová skupina 2.1.1.3	Bezpečnostní značka 5.2.2	Zvláštní ustanovení 3.3	Omezená a vyňatá množství 3.4 / 3.5.1.2	Přeprava schválená 3.2.1	Požadovaná výbava 8.1.5	Větrání 7.1.6	Opatření během naložky / vykládky / přepravy 7.1.6	Počet kuželů / světel 7.1.5	Dodatečné požadavky / poznámky 3.2.1
2517	1-CHLOR-1,1-DIFLUORETHAN (PLYN JAKO CHLADICÍ PROSTŘEDEK R 142b)	2	2F		2.1	662	0	E0	PP, EX, A	VE01		1	
2518	1,5,9-CYKLODODEKATRIEN	6.1	T1	III	6.1	802	5 L	E1	PP, EP, TOX, A	VE02		0	
2520	CYKLOOKTADIENY	3	F1	III	3		5 L	E1	PP, EX, A	VE01		0	
2521	DIKETEN, STABILIZOVANÝ	6.1	TF1	I	6.1+3	354 802 386	0	E0	PP, EP, EX, TOX, A	VE01		2	
2522	2-DIMETHYLAMINOETHYLMETHAKRYLÁT	6.1	T1	II	6.1	802	100 ml	E4	PP, EP, TOX, A	VE02		2	
2524	ETHYLORTHOFORMIÁT	3	F1	III	3		5 L	E1	PP, EX, A	VE01		0	
2525	ETHYLOXALÁT	6.1	T1	III	6.1	802	5 L	E1	PP, EP, TOX, A	VE02		0	
2526	FURFURYLAMIN	3	FC	III	3+8		5 L	E1	PP, EP, EX, A	VE01		0	
2527	ISOBUTYLAKRYLÁT, STABILIZOVANÝ	3	F1	III	3	386	5 L	E1	PP, EX, A	VE01		0	
2528	ISOBUTYLISOBUTYRÁT	3	F1	III	3		5 L	E1	PP, EX, A	VE01		0	
2529	KYSELINA ISOMÁSELNÁ	3	FC	III	3+8		5 L	E1	PP, EP, EX, A	VE01		0	
2531	KYSELINA METHAKRYLOVÁ, STABILIZOVANÁ	8	C3	II	8	386	1 L	E2	PP, EP			0	
2533	METHYLTRICHLORACETÁT	6.1	T1	III	6.1	802	5 L	E1	PP, EP, TOX, A	VE02		0	
2534	METHYLCHLORSILAN	2	2TFC		2.3+2.1+8		0	E0	PP, EP, EX, TOX, A	VE01		2	
2535	4-METHYLMORFOLIN (N-METHYLMORFOLIN)	3	FC	II	3+8		1 L	E2	PP, EP, EX, A	VE01		1	

(1)	(2)	(3)	(4)	(5)	(6)	(7a)	(7b)	(8)	(9)	(10)	(11)	(12)	(13)
Číslo UN / číslo látky	Pojmenování a popis 3.1.2	Třída 2.2	Klasifikační kód 2.2	Obalová skupina 2.1.1.3	Bezpečnostní značka 5.2.2	Zvláštní ustanovení 3.3	Omezená a vyňatá množství 3.4 / 3.5.1.2	Přeprava schválená 3.2.1	Požadovaná výbava 8.1.5	Větrání 7.1.6	Opatření během naložky / vykládky / přepravy 7.1.6	Počet kuželů / světel 7.1.5	Dodatečné požadavky / poznámky 3.2.1
2536	METHYL TETRAHYDROFURAN	3	F1	II	3		1 L	E2	PP, EX, A	VE01		1	
2538	NITRONAFTALEN	4.1	F1	III	4.1		5 kg	E1	PP			0	
2541	TERPINOLEN	3	F1	III	3		5 L	E1	PP, EX, A	VE01		0	
2542	TRIBUTYLAMIN	6.1	T1	II	6.1	802	100 ml	E4	PP, EP, TOX, A	VE02		2	
2545	HAFNIUM, PRAŠEK, SUCHÝ	4.2	S4	I	4.2	540	0	E0	PP			0	
2545	HAFNIUM, PRAŠEK, SUCHÝ	4.2	S4	II	4.2	540	0	E2	PP			0	
2545	HAFNIUM, PRAŠEK, SUCHÝ	4.2	S4	III	4.2	540	0	E1	PP			0	
2546	TITAN, PRAŠEK, SUCHÝ	4.2	S4	I	4.2	540	0	E0	PP			0	
2546	TITAN, PRAŠEK, SUCHÝ	4.2	S4	II	4.2	540	0	E2	PP			0	
2546	TITAN, PRAŠEK, SUCHÝ	4.2	S4	III	4.2	540	0	E1	PP			0	
2547	SUPEROXID SODNÝ	5.1	O2	I	5.1		0	E0	PP			0	
2548	FLUORID CHLORÉČNÝ (CHLORPENTAFLUORID)	2	2TOC		2.3+5.1+8		0	E0	PP, EP, TOX, A	VE02		2	
2552	HEXAFLUORACETON, HYDRÁT, KAPALNÝ	6.1	T1	II	6.1	802	100 ml	E4	PP, EP, TOX, A	VE02		2	
2554	METHYLALYLCHLORID	3	F1	II	3		1 L	E2	PP, EX, A	VE01		1	
2555	NITROCELULOZA S VODOU, s nejméně 25 % hm. vody	4.1	D	II	4.1	541	0	E0	PP			0	
2556	NITROCELULOZA S ALKOHOLEM, s nejméně 25 % hm. alkoholu a nejvýše 12,6 % hm. dusíku v sušině	4.1	D	II	4.1	541	0	E0	PP			0	
2557	NITROCELULOZA, s nejvýše 12,6 % hm. dusíku v sušině, SMĚS S nebo BEZ PLASTIFIKAČNÍHO PROSTŘEDKU, S nebo BEZ PIGMENTU	4.1	D	II	4.1	241 541	0	E0	PP			0	
2558	EPIBROMHYDRIN	6.1	TF1	I	6.1+3	802	0	E0	PP, EP, EX, TOX, A	VE01 VE02		2	

(1)	(2)	(3)	(4)	(5)	(6)	(7a)	(7b)	(8)	(9)	(10)	(11)	(12)	(13)
Číslo UN / číslo látky	Pojmenování a popis 3.1.2	Třída 2.2	Klasifikační kód 2.2	Obalová skupina 2.1.1.3	Bezpečnostní značka 5.2.2	Zvláštní ustanovení 3.3	Omezená a vyňatá množství 3.4 / 3.5.1.2	Přeprava schválená 3.2.1	Požadovaná výbava 8.1.5	Větrání 7.1.6	Opatření během naložky / vykládky / přepravy 7.1.6	Počet kuželů / světel 7.1.5	Dodatečné požadavky / poznámky 3.2.1
2560	2-METHYLPENTAN-2-OL	3	F1	III	3		5 L	E1	PP, EX, A	VE01		0	
2561	3-METHYL-1-BUTEN	3	F1	I	3		0	E3	PP, EX, A	VE01		1	
2564	KYSELINA TRICHLOROCTOVÁ, ROZTOK	8	C3	II	8		1 L	E2	PP, EP			0	
2564	KYSELINA TRICHLOROCTOVÁ, ROZTOK	8	C3	III	8		5 L	E1	PP, EP			0	
2565	DICYKLOHEXYLAMIN	8	C7	III	8		5 L	E1	PP, EP			0	
2567	PENTACHLORFENOLÁT SODNÝ	6.1	T2	II	6.1	802	500 g	E4	PP, EP			2	
2570	SLOUČENINA KADMIA	6.1	T5	I	6.1	274 596 802	0	E5	PP, EP			2	
2570	SLOUČENINA KADMIA	6.1	T5	II	6.1	274 596 802	500 g	E4	PP, EP			2	
2570	SLOUČENINA KADMIA	6.1	T5	III	6.1	274 596 802	5 kg	E1	PP, EP			0	
2571	KYSELINY ALKYLŠIROVÉ	8	C3	II	8		1 L	E2	PP, EP			0	
2572	FENYLHYDRAZIN	6.1	T1	II	6.1	802	100 ml	E4	PP, EP, TOX, A	VE02		2	
2573	CHLOREČNAN THALLNÝ	5.1	OT2	II	5.1+6.1	802	1 kg	E2	PP, EP			2	
2574	TRIKRESYL FOSFAT, s více než 3 % ortho-isomerů	6.1	T1	II	6.1	802	100 ml	E4	PP, EP, TOX, A	VE02		2	
2576	BROMID FOSFORYL, ROZTAVENÝ	8	C1	II	8		0	E0	PP, EP			0	
2577	FENYLACETYLCHLORID	8	C3	II	8		1 L	E2	PP, EP			0	
2578	OXID FOSFORIT	8	C2	III	8		5 kg	E1	PP, EP			0	
2579	PIPERAZIN	8	C8	III	8		5 kg	E1	PP, EP			0	
2580	BROMID HLINITY, ROZTOK	8	C1	III	8		5 L	E1	PP, EP			0	
2581	CHLORID HLINITY, ROZTOK	8	C1	III	8		5 L	E1	PP, EP			0	
2582	CHLORID ŽELEZITÝ, ROZTOK	8	C1	III	8		5 L	E1	PP, EP			0	
2583	KYSELINY ALKYL SULFONOVÉ, TUHÉ, nebo KYSELINY ARYL SULFONOVÉ, TUHÉ, obsahující více než 5 % volné kyseliny	8	C2	II	8		1 kg	E2	PP, EP			0	

(1)	(2)	(3)	(4)	(5)	(6)	(7a)	(7b)	(8)	(9)	(10)	(11)	(12)	(13)
Číslo UN / číslo látky	Pojmenování a popis 3.1.2	Třída 2.2	Klasifikační kód 2.2	Obalová skupina 2.1.1.3	Bezpečnostní značka 5.2.2	Zvláštní ustanovení 3.3	Omezená a vyňatá množství 3.4 / 3.5.1.2	Přeprava schválená 3.2.1	Požadovaná výbava 8.1.5	Větrání 7.1.6	Opatření během naložky / vykládky / přepravy 7.1.6	Počet kuželů / světel 7.1.5	Dodatečné požadavky / poznámky 3.2.1
2584	KYSELINY ALKYLSTLUFONOVÉ, KAPALNÉ nebo KYSELINY ARYLSTLUFONOVÉ, KAPALNÉ, obsahující více než 5 % volné kyseliny sírové	8	C1	II	8		1 L		PP, EP			0	
2585	KYSELINY ALKYLSTLUFONOVÉ, TUHÉ nebo KYSELINY ARYLSTLUFONOVÉ, TUHÉ, obsahující nejvýše 5 % volné kyseliny sírové	8	C4	III	8		5 kg		PP, EP			0	
2586	KYSELINY ALKYLSTLUFONOVÉ, KAPALNÉ nebo KYSELINY ARYLSTLUFONOVÉ, KAPALNÉ, obsahující nejvýše 5 % volné kyseliny sírové	8	C3	III	8		5 L	T	PP, EP			0	
2587	BENZOCHINON	6.1	T2	II	6.1	802	500 g		PP, EP			2	
2588	PESTICID, TUHÝ, TOXICKÝ, J.N.	6.1	T7	I	6.1	61 274 648 802	0		PP, EP			2	
2588	PESTICID, TUHÝ, TOXICKÝ, J.N.	6.1	T7	II	6.1	61 274 648 802	500 g		PP, EP			2	
2588	PESTICID, TUHÝ, TOXICKÝ, J.N.	6.1	T7	III	6.1	61 274 648 802	5 kg		PP, EP			0	
2589	VINYLCHLORACETÁT	6.1	TF1	II	6.1+3	802	100 ml		PP, EP, EX, TOX, A	VE01, VE02		2	
2590	AZBEST, CHRYSOTIL	9	M1	III	9	168 802	5 kg		PP			0	
2591	XENON, HLUBOCE ZCHLAZENÝ, KAPALNÝ	2	3A		2.2	593	120 ml		PP			0	



(1)	(2)	(3)	(4)	(5)	(6)	(7a)	(7b)	(8)	(9)	(10)	(11)	(12)	(13)
Číslo UN / číslo látky	Pojmenování a popis 3.1.2	2.2	2.2	2.1.1.3	5.2.2	3.3	3.4 / 3.5.1.2	3.2.1	8.1.5	7.1.6	Opatření během nakládky / vykládky / přepravy	7.1.5	Dodatečné požadavky / poznámky 3.2.1
2599	CHLORTRIFLUORMETHAN A TRIFLUORMETHAN, AZEOTROPNÍ SMĚS s cca 60 % chlortrifluormethanu (PLYN JAKO CHLADICÍ PROSTŘEDEK R 503)	2	2A		2.2	662	120 ml	E1	PP			0	
2601	CYKLOBUTAN	2	2F		2.1	662	0	E0	PP, EX, A	VE01		1	
2602	DICHLORDIFLUORMETHAN A 1,1-DIFLUORETHAN, AZEOTROPNÍ SMĚS s cca 74 % dichlordifluormethanu (PLYN JAKO CHLADICÍ PROSTŘEDEK R 500)	2	2A		2.2	662	120 ml	E1	PP			0	
2603	CYKLOHEPTATRIEN	3	FT1	II	3+6.1	802	1 L	E2	PP, EP, EX, TOX, A	VE01, VE02		2	
2604	DIETHYLETERÁT FLUORIDU BORITÉHO	8	CF1	I	8+3		0	E0	PP, EP, EX, A	VE01		1	
2605	METHOXYMETHYLISOKYANÁT	6.1	TF1	I	6.1+3	354 802	0	E0	PP, EP, EX, TOX, A	VE01, VE02		2	
2606	METHYLORTHOSILIKÁT	6.1	TF1	I	6.1+3	354 802	0	E0	PP, EP, EX, TOX, A	VE01, VE02		2	
2607	AKROLEIN DIMER, STABILIZOVANÝ	3	F1	III	3	386	5 L	E1	PP, EX, A	VE01		0	
2608	NITROPROPAN	3	F1	III	3		5 L	E1	PP, EX, A	VE01		0	
2609	TRIALLYLBORÁT	6.1	T1	III	6.1	802	5 L	E1	PP, EP, TOX, A	VE02		0	
2610	TRIALLYLAMIN	3	FC	III	3+8		5 L	E1	PP, EP, EX, A	VE01		0	
2611	PROPYLENCHLORHYDRIN	6.1	TF1	II	6.1+3	802	100 ml	E4	PP, EP, EX, TOX, A	VE01, VE02		2	

(1)	(2)	(3)	(4)	(5)	(6)	(7a)	(7b)	(8)	(9)	(10)	(11)	(12)	(13)
Číslo UN / číslo látky	Pojmenování a popis 3.1.2	Třída 2.2	Klasifikační kód 2.2	Obalová skupina 2.1.1.3	Bezpečnostní značka 5.2.2	Zvláštní ustanovení 3.3	Omezená a vyňatá množství 3.4 / 3.5.1.2	Přeprava schválená 3.2.1	Požadovaná výbava 8.1.5	Větrání 7.1.6	Opatření během naložky / vykládky / přepravy 7.1.6	Počet kuželů / světel 7.1.5	Dodatečné požadavky / poznámky 3.2.1
2612	METHYLPROPYLETHER	3	F1	II	3		1 L E2		PP, EX, A	VE01		1	
2614	METHYLALYLALKOHOL	3	F1	III	3		5 L E1		PP, EX, A	VE01		0	
2615	ETHYLPROPYLETHER	3	F1	II	3		1 L E2	T	PP, EX, A	VE01		1	
2616	TRIISOPROPYLBORÁT	3	F1	II	3		1 L E2		PP, EX, A	VE01		1	
2616	TRIISOPROPYLBORÁT	3	F1	III	3		5 L E1		PP, EX, A	VE01		0	
2617	METHYLCYKLOHEXANOLY, hořlavé	3	F1	III	3		5 L E1		PP, EX, A	VE01		0	
2618	VINYLTOLUENY, STABILIZOVANÉ	3	F1	III	3	386	5 L E1	T	PP, EX, A	VE01		0	
2619	BENZYLDIMETHYLAMIN	8	CF1	II	8+3		1 L E2		PP, EP, EX, A	VE01		1	
2620	AMYL BUTYRÁT	3	F1	III	3		5 L E1		PP, EX, A	VE01		0	
2621	ACETYLMETHYLKARBINOL	3	F1	III	3		5 L E1		PP, EX, A	VE01		0	
2622	GLYCIDALDEHYD	3	FT1	II	3+6.1	802	1 L E2		PP, EP, EX, TOX, A	VE01		2	
2623	PODPALOVAČ, TUHÝ, s hořlavou kapalnou látkou	4.1	F1	III	4.1		5 kg E1		PP			0	
2624	SILICID HOŘČÍKU	4.3	W2	II	4.3		500 g E2		PP, EX, A	VE01	HA08	0	
2626	KYSELINA CHLOREČNÁ, VODNÝ ROZTOK, s nejméně 10 % kyseliny chlorečné	5.1	O1	II	5.1	613	1 L E0		PP			0	
2627	DUSITANY, ANORGANICKÉ, J.N.	5.1	O2	II	5.1	103 274	1 kg E2		PP			0	
2628	FLUORACETÁT DRASELNÝ	6.1	T2	I	6.1	802	0 E5		PP, EP			2	
2629	FLUORACETÁT SODNÝ	6.1	T2	I	6.1	802	0 E5		PP, EP			2	

(1)	(2)	(3)	(4)	(5)	(6)	(7a)	(7b)	(8)	(9)	(10)	(11)	(12)	(13)
Číslo UN / číslo látky	Pojmenování a popis 3.1.2	Třída 2.2	Klasifikační kód 2.2	Obalová skupina 2.1.1.3	Bezpečnostní značka 5.2.2	Zvláštní ustanovení 3.3	Omezená a vyňatá množství 3.4 / 3.5.1.2	Přeprava schválená 3.2.1	Požadovaná výbava 8.1.5	Větrání 7.1.6	Opatření během nakládky / vykládky / přepravy 7.1.6	Počet kuželů / světel 7.1.5	Dodatečné požadavky / poznámky 3.2.1
2630	SELENANY nebo SELENIČITANY	6.1	T5	I	6.1	274 802	0 E5		PP, EP			2	
2642	KYSELINA FLUOROCTOVÁ	6.1	T2	I	6.1	802	0 E5		PP, EP			2	
2643	METHYLBROMACETÁT	6.1	T1	II	6.1	802	100 ml E4		PP, EP, TOX, A	VE02		2	
2644	METHYLIODID	6.1	T1	I	6.1	354 802	0 E0		PP, EP, TOX, A	VE02		2	
2645	FENACYLBROMID	6.1	T2	II	6.1	802	500 g E4		PP, EP			2	
2646	HEXACHLORCYKLOPENTADIEN	6.1	T1	I	6.1	354 802	0 E0		PP, EP, TOX, A	VE02		2	
2647	MALONONITRIL	6.1	T2	II	6.1	802	500 g E4		PP, EP			2	
2648	1,2-DIBROMBUTAN-3-ON	6.1	T1	II	6.1	802	100 ml E4		PP, EP, TOX, A	VE02		2	
2649	1,3-DICHLORACETON	6.1	T2	II	6.1	802	500 g E4		PP, EP			2	
2650	1,1-DICHLOR-1-NITROETHAN	6.1	T1	II	6.1	802	100 ml E4		PP, EP, TOX, A	VE02		2	
2651	4,4'-DIAMINODIFENYLMETHAN	6.1	T2	III	6.1	802	5 kg E1	T	PP, EP			0	
2653	BENZYLIODID	6.1	T1	II	6.1	802	100 ml E4		PP, EP, TOX, A	VE02		2	
2655	HEXAFLUOROKŘEMIČITAN DRASELNÝ	6.1	T5	III	6.1	802	5 kg E1		PP, EP			0	
2656	CHINOLIN	6.1	T1	III	6.1	802	5 L E1		PP, EP, TOX, A	VE02		0	
2657	SULFID SELENIČITÝ	6.1	T5	II	6.1	802	500 g E4		PP, EP			2	
2659	CHLOROCTAN SODNÝ	6.1	T2	III	6.1	802	5 kg E1		PP, EP			0	
2660	NITROTOLUIDINY (MONO)	6.1	T2	III	6.1	802	5 kg E1		PP, EP			0	
2661	HEXACHLORACETON	6.1	T1	III	6.1	802	5 L E1		PP, EP, TOX, A	VE02		0	
2664	DIBROMMETHAN	6.1	T1	III	6.1	802	5 L E1		PP, EP, TOX, A	VE02		0	
2667	BUTYLTOLUENY	6.1	T1	III	6.1	802	5 L E1		PP, EP, TOX, A	VE02		0	

(1)	(2)	(3)	(4)	(5)	(6)	(7a)	(7b)	(8)	(9)	(10)	(11)	(12)	(13)
Číslo UN / číslo látky	Pojmenování a popis 3.1.2	2.2 Třída	2.2 Klasifikační kód	2.1.1.3 Obalová skupina	5.2.2 Bezpečnostní značka	3.3 Zvláštní ustanovení	3.4 / 3.5.1.2 Omezená a vyňatá množství	3.2.1 Přeprava schválená	8.1.5 Požadovaná výbava	7.1.6 Větrání	7.1.6 Opatření během nakládky / vykládky / přepravy	7.1.5 Počet kuželů / světel	3.2.1 Dodatečné požadavky / poznámky
2668	CHLORACETONITRIL	6.1	TF1	I	6.1+3	354 802	0 E0		PP, EP, EX, TOX, A	VE01 VE02		2	
2669	CHLORKRESOLY, ROZTOK	6.1	T1	II	6.1	802	100 ml E4		PP, EP, TOX, A	VE02		2	
2669	CHLORKRESOLY, ROZTOK	6.1	T1	III	6.1	802	5 L E1		PP, EP, TOX, A	VE02		0	
2670	KYANURCHLORID	8	C4	II	8		1 kg E2		PP, EP			0	
2671	AMINOPYRIDINY (o-, m-, p-)	6.1	T2	II	6.1	802	500 g E4		PP, EP			2	
2672	AMONIAK (ČPAVEK), ROZTOK, vodný, s hustotou mezi 0,880 a 0,957 kg/l při 15 °C, s více než 10 %, ale nejvíce 35 % amoniaku (čpavku)	8	C5	III	8	543	5 L E1	T	PP, EP			0	
2673	2-AMINO-4-CHLORFENOL	6.1	T2	II	6.1	802	500 g E4		PP, EP			2	
2674	HEXAFLUOROKŘEMIČITAN SODNÝ	6.1	T5	III	6.1	802	5 kg E1		PP, EP			0	
2676	ANTIMONOVODÍK (STIBIN)	2	2TF		2.3+2.1		0 E0		PP, EP, EX, TOX, A	VE01 VE02		2	
2677	HYDROXID RUBIDNÝ, ROZTOK	8	C5	II	8		1 L E2		PP, EP			0	
2677	HYDROXID RUBIDNÝ, ROZTOK	8	C5	III	8		5 L E1		PP, EP			0	
2678	HYDROXID RUBIDNÝ	8	C6	II	8		1 kg E2		PP, EP			0	
2679	HYDROXID LITHNÝ, ROZTOK	8	C5	II	8		1 L E2		PP, EP			0	
2679	HYDROXID LITHNÝ, ROZTOK	8	C5	III	8		5 L E1		PP, EP			0	
2680	HYDROXID LITHNÝ	8	C6	II	8		1 kg E2		PP, EP			0	
2681	HYDROXID CESNÝ, ROZTOK	8	C5	II	8		1 L E2		PP, EP			0	
2681	HYDROXID CESNÝ, ROZTOK	8	C5	III	8		5 L E1		PP, EP			0	
2682	HYDROXID CESNÝ	8	C6	II	8		1 kg E2		PP, EP			0	
2683	SULFID AMONNÝ, ROZTOK	8	CFT	II	8+3+6.1	802	1 L E2	T	PP, EP, EX, TOX, A	VE01 VE02		2	
2684	3-DIETHYLAMINOPROPYLAMIN	3	FC	III	3+8		5 L E1		PP, EP, EX, A	VE01		0	

(1)	(2)	(3)	(4)	(5)	(6)	(7a)	(7b)	(8)	(9)	(10)	(11)	(12)	(13)
Číslo UN / číslo látky	Pojmenování a popis 3.1.2	2.2 Třída	2.2 Klasifikační kód	2.1.1.3 Obalová skupina	5.2.2 Bezpečnostní značka	3.3 Zvláštní ustanovení	3.4 / 3.5.1.2 Omezená a vyňatá množství	3.2.1 Přeprava schválená	8.1.5 Požadovaná výbava	7.1.6 Větrání	7.1.6 Opatření během naložky / vykládky / přepravy	7.1.5 Počet kuželů / světel	3.2.1 Dodatečné požadavky / poznámky
2685	N,N-DIETHYLETHYLENDIAMIN	8	CF1	II	8+3		1 L E2		PP, EP, EX, A	VE01		1	
2686	2-DIETHYLAMINOETHANOL	8	CF1	II	8+3		1 L E2		PP, EP, EX, A	VE01		1	
2687	DICYKLOHEXYLAMONIUMNITRIT	4.1	F3	III	4.1		5 kg E1		PP			0	
2688	1-BROM-3-CHLORPROPAN	6.1	T1	III	6.1	802	5 L E1		PP, EP, TOX, A	VE02		0	
2689	3-CHLOR-1,2-PROPANDIOL (glycerol-alfa-monochlorhydrin)	6.1	T1	III	6.1	802	5 L E1		PP, EP, TOX, A	VE02		0	
2690	N-(n-BUTYL)-IMIDAZOL	6.1	T1	II	6.1	802	100 ml E4		PP, EP, TOX, A	VE02		2	
2691	BROMID FOSFOREČNÝ	8	C2	II	8		1 kg E0		PP, EP			0	
2692	BROMID BORITÝ	8	C1	I	8		0 E0		PP, EP			0	
2693	HYDROGENSIŘČITANY, VODNÝ ROZTOK, J.N.	8	C1	III	8	274	5 L E1	T	PP, EP			0	
2698	TETRAHYDROFTALANHYDRIDY, obsahující více než 0,05 % maleinanhydridu	8	C4	III	8	169	5 kg E1		PP, EP			0	
2699	KYSELINA TRIFLUOROCTOVÁ	8	C3	I	8		0 E0		PP, EP			0	
2705	1-PENTOL	8	C9	II	8		1 L E2		PP, EP			0	
2707	DIMETHYLDIOXANY	3	F1	II	3		1 L E2		PP, EX, A	VE01		1	
2707	DIMETHYLDIOXANY	3	F1	III	3		5 L E1		PP, EX, A	VE01		0	
2709	BUTYLBENZENY	3	F1	III	3		5 L E1	T	PP, EX, A	VE01		0	
2710	DIPROPYLKETON	3	F1	III	3		5 L E1		PP, EX, A	VE01		0	
2713	AKRIDIN	6.1	T2	III	6.1	802	5 kg E1		PP, EP			0	
2714	RESINÁT (abietát) ZINEČNATÝ	4.1	F3	III	4.1		5 kg E1		PP			0	
2715	RESINÁT (abietát) HLINITÝ	4.1	F3	III	4.1		5 kg E1		PP			0	
2716	BUTIN-1,4-DIOL	6.1	T2	III	6.1	802	5 kg E1		PP, EP			0	
2717	KAFR, syntetický	4.1	F1	III	4.1		5 kg E1		PP			0	
2719	BROMIČNAN BARNATÝ	5.1	OT2	II	5.1+6.1	802	1 kg E2		PP, EP			2	

(1)	(2)	(3)		(4)	(5)	(6)	(7a)	(7b)	(8)	(9)	(10)	(11)	(12)	(13)
	3.1.2	2.2	2.2	2.1.1.3	5.2.2	3.3	3.4 / 3.5.1.2	3.2.1	8.1.5	7.1.6	7.1.6	7.1.6	7.1.5	3.2.1
	Pojmenování a popis	Třída	Klasifikační kód	Obalová skupina	Bezpečnostní značka	Zvláštní ustanovení	Omezená a vyňatá množství	Přeprava schválená	Požadovaná výbava	Větrání	Opatření během naložky / vykládky / přepravy	Počet kuželů / světel	Dodatečné požadavky / poznámky	
2720	DUSIČNAN CHROMITÝ	5.1	O2	III	5.1		5 kg	E1	B	PP	CO02, LO04	0	CO02 a LO04 platí pouze, pokud je tato látka přepravována volně ložená nebo bez obalu	
2721	CHLOREČNAN MĚDNATÝ	5.1	O2	II	5.1		1 kg	E2		PP		0	CO02 a LO04 platí pouze, pokud je tato látka přepravována volně ložená nebo bez obalu	
2722	DUSIČNAN LITHNÝ	5.1	O2	III	5.1		5 kg	E1	B	PP	CO02, LO04	0	CO02 a LO04 platí pouze, pokud je tato látka přepravována volně ložená nebo bez obalu	
2723	CHLOREČNAN HOŘEČNATÝ	5.1	O2	II	5.1		1 kg	E2		PP		0	CO02 a LO04 platí pouze, pokud je tato látka přepravována volně ložená nebo bez obalu	
2724	DUSIČNAN MANGANATÝ	5.1	O2	III	5.1		5 kg	E1	B	PP	CO02, LO04	0	CO02 a LO04 platí pouze, pokud je tato látka přepravována volně ložená nebo bez obalu	

(1)	(2)	(3)		(4)	(5)	(6)	(7a)	(7b)	(8)	(9)	(10)	(11)	(12)	(13)
	3.1.2	2.2	2.2	2.1.1.3	5.2.2	3.3	3.4 / 3.5.1.2		3.2.1	8.1.5	7.1.6	7.1.6	7.1.5	3.2.1
Číslo UN / číslo látky	Pojmenování a popis	Třída	Klasifikační kód	Obalová skupina	Bezpečnostní značka	Zvláštní ustanovení	Omezená a vyňatá množství		Přeprava schválená	Požadovaná výbava	Větrání	Opatření během naložky / vykládky / přepravy	Počet kuželů / světel	Dodatečné požadavky / poznámky
2725	DUSIČNAN NIKELNATÝ	5.1	O2	III	5.1		5 kg	E1	B	PP		CO02, LO04	0	CO02 a LO04 platí pouze, pokud je tato látka přepravována volně ložená nebo bez obalu
2726	DUSITAN NIKELNATÝ	5.1	O2	III	5.1		5 kg	E1		PP			0	
2727	DUSIČNAN THALLNÝ	6.1	TO2	II	6.1+5.1	802	500 g	E4		PP, EP			2	
2728	DUSIČNAN ZIRKONIČITÝ	5.1	O2	III	5.1		5 kg	E1	B	PP		CO02, LO04	0	CO02 a LO04 platí pouze, pokud je tato látka přepravována volně ložená nebo bez obalu
2729	HEXACHLORBENZEN	6.1	T2	III	6.1	802	5 kg	E1		PP, EP			0	
2730	NITROANISOLY, KAPALNÉ	6.1	T1	III	6.1	279 802	5 L	E1		PP, EP, TOX, A	VE02		0	
2732	NITROBROMBENZENY, KAPALNÉ	6.1	T1	III	6.1	802	5 L	E1		PP, EP, TOX, A	VE02		0	
2733	AMINY HOŘLAVÉ, ŽÍRAVÉ, J.N. nebo POLYAMINY HOŘLAVÉ, ŽÍRAVÉ, J.N.	3	FC	I	3+8	274 544	0	E0		PP, EP, EX, A	VE01		1	
2733	AMINY HOŘLAVÉ, ŽÍRAVÉ, J.N. nebo POLYAMINY HOŘLAVÉ, ŽÍRAVÉ, J.N.	3	FC	II	3+8	274 544	1 L	E2	T	PP, EP, EX, A	VE01		1	
2733	AMINY HOŘLAVÉ, ŽÍRAVÉ, J.N. nebo POLYAMINY HOŘLAVÉ, ŽÍRAVÉ, J.N.	3	FC	III	3+8	274 544	5 L	E1		PP, EP, EX, A	VE01		0	
2734	AMINY KAPALNÉ, ŽÍRAVÉ, HOŘLAVÉ, J.N. nebo POLYAMINY KAPALNÉ, ŽÍRAVÉ, HOŘLAVÉ, J.N.	8	CF1	I	8+3	274	0	E0		PP, EP, EX, A	VE01		1	

(1)	(2)	(3)	(4)	(5)	(6)	(7a)	(7b)	(8)	(9)	(10)	(11)	(12)	(13)
Číslo UN / číslo látky	Pojmenování a popis 3.1.2	Třída 2.2	Klasifikační kód 2.2	Obalová skupina 2.1.1.3	Bezpečnostní značka 5.2.2	Zvláštní ustanovení 3.3	Omezená a vyňatá množství 3.4 / 3.5.1.2	Přeprava schválená 3.2.1	Požadovaná výbava 8.1.5	Větrání 7.1.6	Opatření během naložky / vykládky / přepravy 7.1.6	Počet kuželů / světel 7.1.5	Dodatečné požadavky / poznámky 3.2.1
2734	AMINY KAPALNÉ, ŽÍRAVÉ, HOŘLAVÉ, J.N. nebo POLYAMINY KAPALNÉ, ŽÍRAVÉ, HOŘLAVÉ, J.N.	8	CF1	II	8+3	274	1 L	E2	PP, EP, EX, A	VE01		1	
2735	AMINY KAPALNÉ, ŽÍRAVÉ, J.N. nebo POLYAMINY KAPALNÉ, ŽÍRAVÉ, J.N.	8	C7	I	8	274	0	E0	PP, EP			0	
2735	AMINY KAPALNÉ, ŽÍRAVÉ, J.N. nebo POLYAMINY KAPALNÉ, ŽÍRAVÉ, J.N.	8	C7	II	8	274	1 L	E2	PP, EP			0	
2735	AMINY KAPALNÉ, ŽÍRAVÉ, J.N. nebo POLYAMINY KAPALNÉ, ŽÍRAVÉ, J.N.	8	C7	III	8	274	5 L	E1	PP, EP			0	
2738	N-BUTYLANILIN	6.1	T1	II	6.1	802	100 ml	E4	PP, EP, TOX, A	VE02		2	
2739	ANHYDRID KYSELINY MÁSELNÉ	8	C3	III	8		5 L	E1	PP, EP			0	
2740	n-PROPYLCHLORFORMIÁT (n-propylchlorbonát)	6.1	TFC	I	6.1+3+8	802	0	E0	PP, EP, EX, TOX, A	VE01, VE02		2	
2741	CHLORNAN BARNATÝ, s více než 22 % aktivního chlóru	5.1	OT2	II	5.1+6.1	802	1 kg	E2	PP, EP			2	
2742	CHLOROKARBONÁTY (CHLORFORMIÁTY), TOXICKÉ, ŽÍRAVÉ, HOŘLAVÉ, J.N.	6.1	TFC	II	6.1+3+8	274 561 802	100 ml	E4	PP, EP, EX, TOX, A	VE01, VE02		2	
2743	n-BUTYLCHLORFORMIÁT (n-butylchlorbonát)	6.1	TFC	II	6.1+3+8	802	100 ml	E0	PP, EP, EX, TOX, A	VE01, VE02		2	
2744	CYKLOBUTYLCHLORFORMIÁT (cyklobutylchlorbonát)	6.1	TFC	II	6.1+3+8	802	100 ml	E4	PP, EP, EX, TOX, A	VE01, VE02		2	
2745	CHLORMETHYLCHLORFORMIÁT (chlormethylchlorbonát)	6.1	TC1	II	6.1+8	802	100 ml	E4	PP, EP, TOX, A	VE02		2	
2746	FENYLCHLORFORMIÁT (fenylchlorbonát)	6.1	TC1	II	6.1+8	802	100 ml	E4	PP, EP, TOX, A	VE02		2	
2747	terc-BUTYLCYKLOHEXYLCHLORFORMIÁT	6.1	T1	III	6.1	802	5 L	E1	PP, EP, TOX, A	VE02		0	



(1)	(2)	(3)	(4)	(5)	(6)	(7a)	(7b)	(8)	(9)	(10)	(11)	(12)	(13)
	3.1.2	2.2	2.1.1.3	5.2.2	3.3	3.4 / 3.5.1.2	3.2.1	8.1.5	7.1.6	7.1.5			
Číslo UN / číslo látky	Pojmenování a popis	Třída	Klasifikační kód	Obalová skupina	Bezpečnostní značka	Zvláštní ustanovení	Omezená a vyňatá množství	Přeprava schválená	Požadovaná výbava	Větrání	Opatření během naložení / vykládky / přepravy	Počet kuželů / světel	Dodatečné požadavky / poznámky
2748	2-ETHYLHEXYLCHLORFORMIÁT (2-ethylhexylchlorformát)	6.1	TC1	II	6.1+8	802	100 ml	E4	PP, EP, TOX, A	VE02		2	
2749	TETRAMETHYLSILAN	3	F1	I	3		0	E0	PP, EX, A	VE01		1	
2750	1,3-DICHLOR-2-PROPANOL	6.1	T1	II	6.1	802	100 ml	E4	PP, EP, TOX, A	VE02		2	
2751	DIETHYLTHIOFOSFORYLCHLORID	8	C3	II	8		1 L	E2	PP, EP			0	
2752	1,2-EPOXY-3-ETHOXYPROPAN	3	F1	III	3		5 L	E1	PP, EX, A	VE01		0	
2753	N-ETHYLBENZYL TOLUIDIN, KAPALNÝ	6.1	T1	III	6.1	802	5 L	E1	PP, EP, TOX, A	VE02		0	
2754	N-ETHYL TOLUIDINY	6.1	T1	II	6.1	802	100 ml	E4	PP, EP, TOX, A	VE02		2	
2757	PESTICID - KARBAMÁT, TUHÝ, TOXICKÝ	6.1	T7	I	6.1	61 274 648 802	0	E5	PP, EP			2	
2757	PESTICID - KARBAMÁT, TUHÝ, TOXICKÝ	6.1	T7	II	6.1	61 274 648 802	500 g	E4	PP, EP			2	
2757	PESTICID - KARBAMÁT, TUHÝ, TOXICKÝ	6.1	T7	III	6.1	61 274 648 802	5 kg	E1	PP, EP			0	
2758	PESTICID - KARBAMÁT, KAPALNÝ, HOŘLAVÝ, TOXICKÝ, s bodem vzplanutí nižším než 23 °C	3	FT2	I	3+6.1	61 274 802	0	E0	PP, EP, EX, TOX, A	VE01, VE02		2	
2758	PESTICID - KARBAMÁT, KAPALNÝ, HOŘLAVÝ, TOXICKÝ, s bodem vzplanutí nižším než 23 °C	3	FT2	II	3+6.1	61 274 802	1 L	E2	PP, EP, EX, TOX, A	VE01, VE02		2	

(1)	(2)	(3)	(4)	(5)	(6)	(7a)	(7b)	(8)	(9)	(10)	(11)	(12)	(13)
Číslo UN / číslo látky	Pojmenování a popis 3.1.2	2.2 Třída	2.2 Klasifikační kód	2.1.1.3 Obalová skupina	5.2.2 Bezpečnostní značka	3.3 Zvláštní ustanovení	3.4 / 3.5.1.2 Omezená a vyňatá množství	3.2.1 Přeprava schválená	8.1.5 Požadovaná výbava	7.1.6 Větrání	7.1.6 Opatření během nakládky / vykládky / přepravy	7.1.5 Počet kuželů / světel	3.2.1 Dodatečné požadavky / poznámky
2759	PESTICID NA BÁŽI ARSENU, TUHÝ, TOXICKÝ	6.1	T7	I	6.1	61 274 648 802	0	E5	PP, EP			2	
2759	PESTICID NA BÁŽI ARSENU, TUHÝ, TOXICKÝ	6.1	T7	II	6.1	61 274 648 802	500 g	E4	PP, EP			2	
2759	PESTICID NA BÁŽI ARSENU, TUHÝ, TOXICKÝ	6.1	T7	III	6.1	61 274 648 802	5 kg	E1	PP, EP			0	
2760	PESTICID NA BÁŽI ARSENU, KAPALNÝ, HOŘLAVÝ, TOXICKÝ, s bodem vzplanutí nižším než 23 °C	3	FT2	I	3+6.1	61 274 802	0	E0	PP, EP, EX, TOX, A	VE01		2	
2760	PESTICID NA BÁŽI ARSENU, KAPALNÝ, HOŘLAVÝ, TOXICKÝ, s bodem vzplanutí nižším než 23 °C	3	FT2	II	3+6.1	61 274 802	1 L	E2	PP, EP, EX, TOX, A	VE01		2	
2761	PESTICID - ORGANICKÁ SLOUČENINA CHLORU, TUHÝ, TOXICKÝ	6.1	T7	I	6.1	61 274 648 802	0	E5	PP, EP			2	
2761	PESTICID - ORGANICKÁ SLOUČENINA CHLORU, TUHÝ, TOXICKÝ	6.1	T7	II	6.1	61 274 648 802	500 g	E4	PP, EP			2	
2761	PESTICID - ORGANICKÁ SLOUČENINA CHLORU, TUHÝ, TOXICKÝ	6.1	T7	III	6.1	61 274 648 802	5 kg	E1	PP, EP			0	
2762	PESTICID - ORGANICKÁ SLOUČENINA CHLORU, KAPALNÝ, HOŘLAVÝ, TOXICKÝ, s bodem vzplanutí nižším než 23 °C	3	FT2	I	3+6.1	61 274 802	0	E0	PP, EP, EX, TOX, A	VE01		2	

(1)	(2)	(3)	(4)	(5)	(6)	(7a)	(7b)	(8)	(9)	(10)	(11)	(12)	(13)
Číslo UN / číslo látky	Pojmenování a popis 3.1.2	Třída 2.2	Klasifikační kód 2.2	Obalová skupina 2.1.1.3	Bezpečnostní značka 5.2.2	Zvláštní ustanovení 3.3	Omezená a vyňatá množství 3.4 / 3.5.1.2	Přeprava schválená 3.2.1	Požadovaná výbava 8.1.5	Větrání 7.1.6	Opatření během naložky / vykládky / přepravy 7.1.6	Počet kuželů / světel 7.1.5	Dodatečné požadavky / poznámky 3.2.1
2762	PESTICID - ORGANICKÁ SLOUČENINA CHLORU, KAPALNÝ, HOŘLAVÝ, TOXICKÝ, s bodem vzplanutí nižším než 23 °C	3	FT2	II	3+6.1	61 274 802	1 L E2		PP, EP, EX, TOX, A	VE01 VE02		2	
2763	PESTICID NA BÁZI TRIAZINU, TUHÝ, TOXICKÝ	6.1	T7	I	6.1	61 274 648 802	0 E5		PP, EP			2	
2763	PESTICID NA BÁZI TRIAZINU, TUHÝ, TOXICKÝ	6.1	T7	II	6.1	61 274 648 802	500 g E4		PP, EP			2	
2763	PESTICID NA BÁZI TRIAZINU, TUHÝ, TOXICKÝ	6.1	T7	III	6.1	61 274 648 802	5 kg E1		PP, EP			0	
2764	PESTICID NA BÁZI TRIAZINU, KAPALNÝ, HOŘLAVÝ, TOXICKÝ, s bodem vzplanutí nižším než 23 °C	3	FT2	I	3+6.1	61 274 802	0 E0		PP, EP, EX, TOX, A	VE01 VE02		2	
2764	PESTICID NA BÁZI TRIAZINU, KAPALNÝ, HOŘLAVÝ, TOXICKÝ, s bodem vzplanutí nižším než 23 °C	3	FT2	II	3+6.1	61 274 802	1 L E2		PP, EP, EX, TOX, A	VE01 VE02		2	
2771	PESTICID NA BÁZI THIOKARBAMÁTU, TUHÝ, TOXICKÝ	6.1	T7	I	6.1	61 274 648 802	0 E5		PP, EP			2	
2771	PESTICID NA BÁZI THIOKARBAMÁTU, TUHÝ, TOXICKÝ	6.1	T7	II	6.1	61 274 648 802	500 g E4		PP, EP			2	
2771	PESTICID NA BÁZI THIOKARBAMÁTU, TUHÝ, TOXICKÝ	6.1	T7	III	6.1	61 274 648 802	5 kg E1		PP, EP			0	

(1)	(2)	(3)	(4)	(5)	(6)	(7a)	(7b)	(8)	(9)	(10)	(11)	(12)	(13)
	3.1.2	2.2	2.1.1.3	5.2.2	3.3	3.4 / 3.5.1.2	3.2.1	8.1.5	7.1.6	7.1.5			
Číslo UN / číslo látky	Pojmenování a popis	Třída	Klasifikační kód	Obalová skupina	Bezpečnostní značka	Zvláštní ustanovení	Omezená a vyňatá množství	Přeprava schválená	Požadovaná výbava	Větrání	Opatření během naložky / vykládky / přepravy	Počet kuželů / světel	Dodatečné požadavky / poznámky
2772	PESTICID NA BAZI THIOKARBAMÁTU, KAPALNÝ, HOŘLAVÝ, TOXICKÝ, s bodem vzplanutí nižším než 23 °C	3	FT2	I	3+6.1	61 274 802	0	E0	PP, EP, EX, TOX, A	VE01 VE02		2	
2772	PESTICID NA BAZI THIOKARBAMÁTU, KAPALNÝ, HOŘLAVÝ, TOXICKÝ, s bodem vzplanutí nižším než 23 °C	3	FT2	II	3+6.1	61 274 802	1 L	E2	PP, EP, EX, TOX, A	VE01 VE02		2	
2775	PESTICID NA BAZI MĚDI, TUHÝ, TOXICKÝ	6.1	T7	I	6.1	61 274 648 802	0	E5	PP, EP			2	
2775	PESTICID NA BAZI MĚDI, TUHÝ, TOXICKÝ	6.1	T7	II	6.1	61 274 648 802	500 g	E4	PP, EP			2	
2775	PESTICID NA BAZI MĚDI, TUHÝ, TOXICKÝ	6.1	T7	III	6.1	61 274 648 802	5 kg	E1	PP, EP			0	
2776	PESTICID NA BAZI MĚDI, KAPALNÝ, HOŘLAVÝ, TOXICKÝ, s bodem vzplanutí nižším než 23 °C	3	FT2	I	3+6.1	61 274 802	0	E0	PP, EP, EX, TOX, A	VE01 VE02		2	
2776	PESTICID NA BAZI MĚDI, KAPALNÝ, HOŘLAVÝ, TOXICKÝ, s bodem vzplanutí nižším než 23 °C	3	FT2	II	3+6.1	61 274 802	1 L	E2	PP, EP, EX, TOX, A	VE01 VE02		2	
2777	PESTICID NA BAZI RTUTI, TUHÝ, TOXICKÝ	6.1	T7	I	6.1	61 274 648 802	0	E5	PP, EP			2	
2777	PESTICID NA BAZI RTUTI, TUHÝ, TOXICKÝ	6.1	T7	II	6.1	61 274 648 802	500 g	E4	PP, EP			2	

(1)	(2)	(3)	(4)	(5)	(6)	(7a)	(7b)	(8)	(9)	(10)	(11)	(12)	(13)
	3.1.2	2.2	2.1.1.3	5.2.2	3.3	3.4 / 3.5.1.2	3.2.1	8.1.5	7.1.6	7.1.5			
Číslo UN / číslo látky	Pojmenování a popis	Třída	Klasifikační kód	Obalová skupina	Bezpečnostní značka	Zvláštní ustanovení	Omezená a vyňatá množství	Přeprava schválená	Požadovaná výbava	Větrání	Opatření během nakládky / vykládky / přepravy	Počet kuželů / světel	Dodatečné požadavky / poznámky
2777	PESTICID NA BÁZI RTUTI, TUHÝ, TOXICKÝ	6.1	T7	III	6.1	61 274 648 802	5 kg E1		PP, EP			0	
2778	PESTICID NA BÁZI RTUTI, KAPALNÝ, HOŘLAVÝ, TOXICKÝ, s bodem vzplanutí nižším než 23 °C	3	FT2	I	3+6.1	61 274 802	0 E0		PP, EP, EX, TOX, A	VE01, VE02		2	
2778	PESTICID NA BÁZI RTUTI, KAPALNÝ, HOŘLAVÝ, TOXICKÝ, s bodem vzplanutí nižším než 23 °C	3	FT2	II	3+6.1	61 274 802	1 L E2		PP, EP, EX, TOX, A	VE01, VE02		2	
2779	PESTICID - SUBSTITUOVANÝ NITROFENOL, TUHÝ, TOXICKÝ	6.1	T7	I	6.1	61 274 648 802	0 E5		PP, EP			2	
2779	PESTICID - SUBSTITUOVANÝ NITROFENOL, TUHÝ, TOXICKÝ	6.1	T7	II	6.1	61 274 648 802	500 g E4		PP, EP			2	
2779	PESTICID - SUBSTITUOVANÝ NITROFENOL, TUHÝ, TOXICKÝ	6.1	T7	III	6.1	61 274 648 802	5 kg E1		PP, EP			0	
2780	PESTICID - SUBSTITUOVANÝ NITROFENOL, KAPALNÝ, HOŘLAVÝ, TOXICKÝ, s bodem vzplanutí nižším než 23 °C	3	FT2	I	3+6.1	61 274 802	0 E0		PP, EP, EX, TOX, A	VE01, VE02		2	
2780	PESTICID - SUBSTITUOVANÝ NITROFENOL, KAPALNÝ, HOŘLAVÝ, TOXICKÝ, s bodem vzplanutí nižším než 23 °C	3	FT2	II	3+6.1	61 274 802	1 L E2		PP, EP, EX, TOX, A	VE01, VE02		2	

(1)	(2)	(3)	(4)	(5)	(6)	(7a)	(7b)	(8)	(9)	(10)	(11)	(12)	(13)
	3.1.2	2.2	2.1.1.3	5.2.2	3.3	3.4 / 3.5.1.2	3.2.1	8.1.5	7.1.6	7.1.6	7.1.6	7.1.5	3.2.1
Číslo UN / číslo látky	Pojmenování a popis	Třída	Obalová skupina	Bezpečnostní značka	Zvláštní ustanovení	Omezená a vyňatá množství	Přeprava schválená	Požadovaná výbava	Větrání	Opatření během nakládky / vykládky / přepravy	Počet kuželů / světel	Dodatečné požadavky / poznámky	
2781	PESTICID NA BÁŽI BIPYRIDYLU, TUHÝ, TOXICKÝ	6.1	I	6.1	61 274 648 802	0 E5		PP, EP			2		
2781	PESTICID NA BÁŽI BIPYRIDYLU, TUHÝ, TOXICKÝ	6.1	II	6.1	61 274 648 802	500 g E4		PP, EP			2		
2781	PESTICID NA BÁŽI BIPYRIDYLU, TUHÝ, TOXICKÝ	6.1	III	6.1	61 274 648 802	5 kg E1		PP, EP			0		
2782	PESTICID NA BÁŽI BIPYRIDYLU, KAPALNÝ, HOŘLAVÝ, TOXICKÝ, s bodem vzplanutí nižším než 23 °C	3	I	3+6.1	61 274 802	0 E0		PP, EP, EX, TOX, A	VE01, VE02		2		
2782	PESTICID NA BÁŽI BIPYRIDYLU, KAPALNÝ, HOŘLAVÝ, TOXICKÝ, s bodem vzplanutí nižším než 23 °C	3	II	3+6.1	61 274 802	1 L E2		PP, EP, EX, TOX, A	VE01, VE02		2		
2783	PESTICID - ORGANICKÁ SLOUČENINA FOSFORU, TUHÝ, TOXICKÝ	6.1	I	6.1	61 274 648 802	0 E5		PP, EP			2		
2783	PESTICID - ORGANICKÁ SLOUČENINA FOSFORU, TUHÝ, TOXICKÝ	6.1	II	6.1	61 274 648 802	500 g E4		PP, EP			2		
2783	PESTICID - ORGANICKÁ SLOUČENINA FOSFORU, TUHÝ, TOXICKÝ	6.1	III	6.1	61 274 648 802	5 kg E1		PP, EP			0		

(1)	(2)	(3)	(4)	(5)	(6)	(7a)	(7b)	(8)	(9)	(10)	(11)	(12)	(13)
	3.1.2	2.2	2.1.1.3	5.2.2	3.3	3.4 / 3.5.1.2	3.2.1	8.1.5	7.1.6	7.1.5			
Číslo UN / číslo látky	Pojmenování a popis	Třída	Klasifikační kód	Obalová skupina	Bezpečnostní značka	Zvláštní ustanovení	Omezená a vyňatá množství	Přeprava schválená	Požadovaná výbava	Větrání	Opatření během naložky / vykládky / přepravy	Počet kuželů / světel	Dodatečné požadavky / poznámky
2784	PESTICID - ORGANICKÁ SLOUČENINA FOSFORU, KAPALNÝ, HOŘLAVÝ, TOXICKÝ, s bodem vzplanutí nižším než 23 °C	3	FT2	I	3+6.1	61 274 802	0	E0	PP, EP, EX, TOX, A	VE01, VE02		2	
2784	PESTICID - ORGANICKÁ SLOUČENINA FOSFORU, KAPALNÝ, HOŘLAVÝ, TOXICKÝ, s bodem vzplanutí nižším než 23 °C	3	FT2	II	3+6.1	61 274 802	1 L	E2	PP, EP, EX, TOX, A	VE01, VE02		2	
2785	4-THIAPENTANAL	6.1	T1	III	6.1	802	5 L	E1	PP, EP, TOX, A	VE02		0	
2786	PESTICID - ORGANICKÁ SLOUČENINA CÍNU, TUHÝ, TOXICKÝ	6.1	T7	I	6.1	61 274 648 802	0	E5	PP, EP			2	
2786	PESTICID - ORGANICKÁ SLOUČENINA CÍNU, TUHÝ, TOXICKÝ	6.1	T7	II	6.1	61 274 648 802	500 g	E4	PP, EP			2	
2786	PESTICID - ORGANICKÁ SLOUČENINA CÍNU, TUHÝ, TOXICKÝ	6.1	T7	III	6.1	61 274 648 802	5 kg	E1	PP, EP			0	
2787	PESTICID - ORGANICKÁ SLOUČENINA CÍNU, KAPALNÝ, HOŘLAVÝ, TOXICKÝ, s bodem vzplanutí nižším než 23 °C	3	FT2	I	3+6.1	61 274 802	0	E0	PP, EP, EX, TOX, A	VE01, VE02		2	
2787	PESTICID - ORGANICKÁ SLOUČENINA CÍNU, KAPALNÝ, HOŘLAVÝ, TOXICKÝ, s bodem vzplanutí nižším než 23 °C	3	FT2	II	3+6.1	61 274 802	1 L	E2	PP, EP, EX, TOX, A	VE01, VE02		2	
2788	SLOUČENINA CÍNU, ORGANICKÁ, KAPALNÁ, J.N.	6.1	T3	I	6.1	43 274 802	0	E5	PP, EP, TOX, A	VE02		2	

(1)	(2)	(3)	(4)	(5)	(6)	(7a)	(7b)	(8)	(9)	(10)	(11)	(12)	(13)
Číslo UN / číslo látky	Pojmenování a popis 3.1.2	Třída 2.2	Klasifikační kód 2.2	Obalová skupina 2.1.1.3	Bezpečnostní značka 5.2.2	Zvláštní ustanovení 3.3	Omezená a vyňatá množství 3.4 / 3.5.1.2	Přeprava schválená 3.2.1	Požadovaná výbava 8.1.5	Větrání 7.1.6	Opatření během naložky / vykládky / přepravy 7.1.6	Počet kuželů / světel 7.1.5	Dodatečné požadavky / poznámky 3.2.1
2788	SLOUČENINA CINU, ORGANICKÁ, KAPALNÁ, J.N.	6.1	T3	II	6.1	43 274 802	100 ml E4		PP, EP, TOX, A	VE02		2	
2788	SLOUČENINA CINU, ORGANICKÁ, KAPALNÁ, J.N.	6.1	T3	III	6.1	43 274 802	5 L E1		PP, EP, TOX, A	VE02		0	
2789	KYSELINA OCTOVÁ, LEDOVÁ nebo KYSELINA OCTOVÁ, ROZTOK, obsahující více než 80 % hm. kyseliny	8	CF1	II	8+3		1 L E2	T	PP, EP, EX, A	VE01		1	
2790	KYSELINA OCTOVÁ, ROZTOK, obsahující nejméně 50 % hm., ale nejvíce 80 % hm. kyseliny	8	C3	II	8		1 L E2	T	PP, EP			0	
2790	KYSELINA OCTOVÁ, ROZTOK, obsahující nejméně 10 % hm., ale nejvíce 50 % hm. kyseliny	8	C3	III	8	597 647	5 L E1	T	PP, EP			0	
2793	KOVY ŽELEZNÉ JAKO TRÍSKY PŘI VRTÁNÍ, FRÉZOVÁNÍ, SOUSTRUŽENÍ, ODPADY ve formě schopné samoohřevu	4.2	S4	III	4.2	592	0 E1	B	PP		LO02	0	LO02 platí pouze, pokud je tato látka přepravována volně ložená nebo bez obalu
2794	AKUMULÁTORY (BATERIE), NAPLNĚNÉ KYSELÝM KAPALNÝM ELEKTROLYTEM	8	C11		8	295 598	1 L E0		PP, EP			0	
2795	AKUMULÁTORY (BATERIE), NAPLNĚNÉ ALKALICKÝM KAPALNÝM ELEKTROLYTEM	8	C11		8	295 598	1 L E0		PP, EP			0	
2796	KYSELINA SIROVÁ, obsahující nejvýše 51 % kyseliny nebo ELEKTROLYT PRO AKUMULÁTORY (BATERIE), KYSELÝ ELEKTROLYT PRO AKUMULÁTORY (BATERIE), ALKALICKÝ	8	C1	II	8		1 L E2	T	PP, EP			0	
2797	ELEKTROLYT PRO AKUMULÁTORY (BATERIE), ALKALICKÝ	8	C5	II	8		1 L E2	T	PP, EP			0	



(1)	(2)	(3)	(4)	(5)	(6)	(7a)	(7b)	(8)	(9)	(10)	(11)	(12)	(13)
Číslo UN / číslo látky	Pojmenování a popis 3.1.2	2.2 Třída	2.2 Klasifikační kód	2.1.1.3 Obalová skupina	5.2.2 Bezpečnostní značka	3.3 Zvláštní ustanovení	3.4 / 3.5.1.2 Omezená a vyňatá množství	3.2.1 Přeprava schválená	8.1.5 Požadovaná výbava	7.1.6 Větrání	7.1.6 Opatření během naložky / vykládky / přepravy	7.1.5 Počet kuželů / světel	3.2.1 Dodatečné požadavky / poznámky
2798	DICHLORFENYL FOSFIN (FENYL FOSFODICHLORID)	8	C3	II	8		1 L E0		PP, EP			0	
2799	FENYLTHIOFOSFORYLDICHLORID	8	C3	II	8		1 L E0		PP, EP			0	
2800	AKUMULÁTORY (BATERIE), JISTĚNÉ PROTI VYTEČENÍ NAPLNĚNÉ KAPALNÝM ELEKTROLYTEM	8	C11		8	238 295 598	1 L E0		PP, EP			0	
2801	BARVIVO, KAPALNÉ, ŽÍRAVÉ, J.N. nebo MEZIPRODUKT PŘI VÝROBĚ BARVIV, KAPALNÝ, ŽÍRAVÝ, J.N.	8	C9	I	8	274	0 E0		PP, EP			0	
2801	BARVIVO, KAPALNÉ, ŽÍRAVÉ, J.N. nebo MEZIPRODUKT PŘI VÝROBĚ BARVIV, KAPALNÝ, ŽÍRAVÝ, J.N.	8	C9	II	8	274	1 L E2		PP, EP			0	
2801	BARVIVO, KAPALNÉ, ŽÍRAVÉ, J.N. nebo MEZIPRODUKT PŘI VÝROBĚ BARVIV, KAPALNÝ, ŽÍRAVÝ, J.N.	8	C9	III	8	274	5 L E1		PP, EP			0	
2802	CHLORID MĚDNÝ	8	C2	III	8		5 kg E1		PP, EP			0	
2803	GALLIUM	8	C10	III	8		5 kg E0		PP, EP			0	
2805	HYDRID LITHNÝ, ROZTAVENÝ A ZTUHLÝ	4.3	W2	II	4.3		500 g E2		PP, EX, A VE01		HA08	0	
2806	NITRID LITHNÝ	4.3	W2	I	4.3		0 E0		PP, EX, A VE01		HA08	0	
2807	Látky magnetizované	9	M11										
2809	RTUŤ	8	CT1	III	8 + 6.1	365	5 kg E0		PP, EP, EX, TOX, A	VE02		0	
2810	LÁTKA TOXICKÁ, KAPALNÁ, ORGANICKÁ, J.N.	6.1	T1	I	6.1	274 315 614 802	0 E5	T	PP, EP, TOX, A	VE02		2	
2810	LÁTKA TOXICKÁ, KAPALNÁ, ORGANICKÁ, J.N.	6.1	T1	II	6.1	274 614 802	100 ml E4	T	PP, EP, TOX, A	VE02		2	

(1)	(2)	(3)	(4)	(5)	(6)	(7a)	(7b)	(8)	(9)	(10)	(11)	(12)	(13)
Číslo UN / číslo látky	Pojmenování a popis 3.1.2	Třída 2.2	Klasifikační kód 2.2	Obalová skupina 2.1.1.3	Bezpečnostní značka 5.2.2	Zvláštní ustanovení 3.3	Omezená a vyňatá množství 3.4 / 3.5.1.2	Přeprava schválená 3.2.1	Požadovaná výbava 8.1.5	Větrání 7.1.6	Opatření během naložky / vykládky / přepravy 7.1.6	Počet kuželů / světel 7.1.5	Dodatečné požadavky / poznámky 3.2.1
2810	LÁTKA TOXICKÁ, KAPALNÁ, ORGANICKÁ, J.N.	6.1	T1	III	6.1	274 614 802	5 L	T	PP, EP, TOX, A	VE02		0	
2811	LÁTKA TOXICKÁ, TUHÁ, ORGANICKÁ, J.N.	6.1	T2	I	6.1	274 614 802	0	E5	PP, EP			2	
2811	LÁTKA TOXICKÁ, TUHÁ, ORGANICKÁ, J.N.	6.1	T2	II	6.1	274 614 802	500 g	E4	PP, EP			2	
2811	LÁTKA TOXICKÁ, TUHÁ, ORGANICKÁ, J.N.	6.1	T2	III	6.1	274 614 802	5 kg	E1	PP, EP			0	
2812	Hlinítan sodný, tuhý	8	C6						Není předmětem ADN				
2813	LÁTKA REAGUJÍCÍ S VODOU, TUHÁ, J.N.	4.3	W2	I	4.3	274	0	E0	PP, EX, A	VE01	HA08	0	
2813	LÁTKA REAGUJÍCÍ S VODOU, TUHÁ, J.N.	4.3	W2	II	4.3	274	500 g	E2	PP, EX, A	VE01	HA08	0	
2813	LÁTKA REAGUJÍCÍ S VODOU, TUHÁ, J.N.	4.3	W2	III	4.3	274	1 kg	E1	PP, EX, A	VE01	HA08	0	
2814	LÁTKA INFEKČNÍ, NEBEZPEČNÁ PRO LIDI	6.2	I1		6.2	318 802	0	E0	PP			0	
2814	LÁTKA INFEKČNÍ, NEBEZPEČNÁ PRO LIDI, v chlazeném kapalném dusíku	6.2	I1		6.2+2.2	318 802	0	E0	PP			0	
2814	LÁTKA INFEKČNÍ, NEBEZPEČNÁ PRO LIDI (pouze materiál ze zvířat)	6.2	I1		6.2	318 802	0	E0	PP			0	
2815	N-AMINOETHYLPIPERAZIN	8	CT1	III	8+6.1		5 L	E1	PP, EP			0	
2817	HYDROGENFLUORID AMONNÝ, ROZTOK	8	CT1	II	8+6.1	802	1 L	E2	PP, EP			2	
2817	HYDROGENFLUORID AMONNÝ, ROZTOK	8	CT1	III	8+6.1	802	5 L	E1	PP, EP			0	
2818	POLYSULFID AMONNÝ, ROZTOK	8	CT1	II	8+6.1	802	1 L	E2	PP, EP			2	
2818	POLYSULFID AMONNÝ, ROZTOK	8	CT1	III	8+6.1	802	5 L	E1	PP, EP			0	
2819	AMYLFOSFÁT	8	C3	III	8		5 L	E1	PP, EP			0	
2820	KYSELINA MÁSELNÁ	8	C3	III	8		5 L	E1	PP, EP			0	

(1)	(2)	(3)	(4)	(5)	(6)	(7a)	(7b)	(8)	(9)	(10)	(11)	(12)	(13)
Číslo UN / číslo látky	Pojmenování a popis 3.1.2	Třída 2.2	Klasifikační kód 2.2	Obalová skupina 2.1.1.3	Bezpečnostní značka 5.2.2	Zvláštní ustanovení 3.3	Omezená a vyňatá množství 3.4 / 3.5.1.2	Přeprava schválená 3.2.1	Požadovaná výbava 8.1.5	Větrání 7.1.6	Opatření během naložky / vykládky / přepravy 7.1.6	Počet kuželů / světel 7.1.5	Dodatečné požadavky / poznámky 3.2.1
2821	FENOL, ROZTOK	6.1	T1	II	6.1	802	100 ml	E4	PP, EP, TOX, A	VE02		2	
2821	FENOL, ROZTOK	6.1	T1	III	6.1	802	5 L	E1	PP, EP, TOX, A	VE02		0	
2822	2-CHLORPYRIDIN	6.1	T1	II	6.1	802	100 ml	E4	PP, EP, TOX, A	VE02		2	
2823	KYSELINA KROTONOVÁ, TUHÁ	8	C4	III	8		5 kg	E1	PP, EP			0	
2826	ETHYLCHLORTIOFORMIÁT (ethylchlorthiokarbonát)	8	CF1	II	8+3		0	E0	PP, EP, EX, A	VE01		1	
2829	KYSELINA KAPRONOVÁ	8	C3	III	8		5 L	E1	PP, EP			0	
2830	SLITINA KŘEMÍK / ŽELEZO / LITHIUM	4.3	W2	II	4.3		500 g	E2	PP, EX, A	VE01	HA08	0	
2831	1,1,1-TRICHLORETHAN	6.1	T1	III	6.1	802	5 L	E1	PP, EP, TOX, A	VE02		0	
2834	KYSELINA FOSFORITÁ	8	C2	III	8		5 kg	E1	PP, EP			0	
2835	TETRAHYDRIDOLHINITAN SODNÝ	4.3	W2	II	4.3		500 g	E0	PP, EX, A	VE01	HA08	0	
2837	HYDROGENSULFÁTY, VODNÝ ROZTOK	8	C1	II	8		1 L	E2	PP, EP			0	
2837	HYDROGENSULFÁTY, VODNÝ ROZTOK	8	C1	III	8		5 L	E1	PP, EP			0	
2838	VINYLBUTYRÁT, STABILIZOVANÝ	3	F1	II	3	386	1 L	E2	PP, EX, A	VE01		1	
2839	ALDOL (3-HYDROXYBUTYRALDEHYD)	6.1	T1	II	6.1	802	100 ml	E4	PP, EP, TOX, A	VE02		2	
2840	BUTYRALDOXIM	3	F1	III	3		5 L	E1	PP, EX, A	VE01		0	
2841	DI-n-AMYLAMIN	3	FT1	III	3+6.1	802	5 L	E1	PP, EP, EX, TOX, A	VE01		2	
2842	NITROETHAN	3	F1	III	3		5 L	E1	PP, EX, A	VE01		0	
2844	SLITINA VÁPNIK / MANGAN / KŘEMÍK	4.3	W2	III	4.3		1 kg	E1	PP, EX, A	VE01	HA08	0	

(1)	(2)	(3)	(4)	(5)	(6)	(7a)	(7b)	(8)	(9)	(10)	(11)	(12)	(13)
Číslo UN / číslo látky	Pojmenování a popis 3.1.2	Třída 2.2	Klasifikační kód 2.2	Obalová skupina 2.1.1.3	Bezpečnostní značka 5.2.2	Zvláštní ustanovení 3.3	Omezená a vyňatá množství 3.4 / 3.5.1.2	Přeprava schválená 3.2.1	Požadovaná výbava 8.1.5	Větrání 7.1.6	Opatření během naložky / vykládky / přepravy 7.1.6	Počet kuželů / světel 7.1.5	Dodatečné požadavky / poznámky 3.2.1
2845	LÁTKA PYROFORNÍ, KAPALNÁ, ORGANICKÁ, J.N.	4.2	S1	I	4.2	274	0	E0	PP			0	
2846	LÁTKA PYROFORNÍ, TUHÁ, ORGANICKÁ, J.N.	4.2	S2	I	4.2	274	0	E0	PP			0	
2849	3-CHLOR-1-PROPANOL	6.1	T1	III	6.1	802	5 L	E1	PP, EP, TOX, A	VE02		0	
2850	TETRAMER PROPYLENU	3	F1	III	3		5 L	E1	PP, EX, A	VE01		0	
2851	FLUORID BORITÝ, DIHYDRÁT	8	C1	II	8		1 L	E2	PP, EP			0	
2852	DIPIKRYLSULFID, VLNĚNÝ NEJMÉNĚ 10 % hm. vody	4.1	D	I	4.1	545	0	E0	PP			1	
2853	HEXAFUOROKŘEMIČITAN HOŘEČNATÝ	6.1	T5	III	6.1	802	5 kg	E1	PP, EP			0	
2854	HEXAFUOROKŘEMIČITAN AMONNÝ	6.1	T5	III	6.1	802	5 kg	E1	PP, EP			0	
2855	HEXAFUOROKŘEMIČITAN ZINEČNATÝ	6.1	T5	III	6.1	802	5 kg	E1	PP, EP			0	
2856	HEXAFUOROKŘEMIČITAN, J.N.	6.1	T5	III	6.1	274 802	5 kg	E1	PP, EP			0	
2857	STROJE CHLADICÍ, obsahující nehořlavé, netoxické plyny nebo roztoky amoniaku (UN 2672)	2	6A		2.2	119	0	E0	PP			0	
2858	ZIRKONIUM, SUCHÉ, stočený drát, hotové plechy, pásy (tenčí než 254 mikrometrů, ale ne méně než 18 mikrometrů)	4.1	F3	III	4.1	546	5 kg	E1	PP			0	
2859	METAVANADIČNAN AMONNÝ	6.1	T5	II	6.1	802	500 g	E4	PP, EP			2	
2861	POLYVANADIČNAN AMONNÝ	6.1	T5	II	6.1	802	500 g	E4	PP, EP			2	
2862	OXID VANADIČNÝ, neroztavený	6.1	T5	III	6.1	600 802	5 kg	E1	PP, EP			0	
2863	ORTHOVANADIČNAN SODNOAMONNÝ	6.1	T5	II	6.1	802	500 g	E4	PP, EP			2	
2864	METAVANADIČNAN DRASELNÝ	6.1	T5	II	6.1	802	500 g	E4	PP, EP			2	
2865	HYDROXYLAMINSULFÁT	8	C2	III	8		5 kg	E1	PP, EP			0	
2869	CHLORID TITANITÝ, SMĚS	8	C2	II	8		1 kg	E2	PP, EP			0	
2869	CHLORID TITANITÝ, SMĚS	8	C2	III	8		5 kg	E1	PP, EP			0	
2870	TETRAHYDRIDOBORITAN HLINITÝ	4.2	SW	I	4.2+4.3		0	E0	PP, EX, A	VE01		0	

(1)	(2)	(3)	(4)	(5)	(6)	(7a)	(7b)	(8)	(9)	(10)	(11)	(12)	(13)
Číslo UN / číslo látky	Pojmenování a popis 3.1.2	Třída 2.2	Klasifikační kód 2.2	Obalová skupina 2.1.1.3	Bezpečnostní značka 5.2.2	Zvláštní ustanovení 3.3	Omezená a vyňatá množství 3.4 / 3.5.1.2	Přeprava schválená 3.2.1	Požadovaná výbava 8.1.5	Větrání 7.1.6	Opatření během naložky / vykládky / přepravy 7.1.6	Počet kuželů / světel 7.1.5	Dodatečné požadavky / poznámky 3.2.1
2870	TETRAHYDRIDOBORITAN HLINITÝ V PŘÍSTROJÍCH	4.2	SW	I	4.2+4.3		0	E0	PP, EX, A	VE01		0	
2871	ANTIMON, PRAŠEK	6.1	T5	III	6.1	802	5 kg	E1	PP, EP			0	
2872	DIBROMCHLORPROPAN	6.1	T1	II	6.1	802	100 ml	E4	PP, EP, TOX, A	VE02		2	
2872	DIBROMCHLORPROPAN	6.1	T1	III	6.1	802	5 L	E1	PP, EP, TOX, A	VE02		0	
2873	DIBUTYLAMINOETHANOL	6.1	T1	III	6.1	802	5 L	E1	PP, EP, TOX, A	VE02		0	
2874	FURFURYLALCOHOL	6.1	T1	III	6.1	802	5 L	E1	PP, EP, TOX, A	VE02		0	
2875	HEXACHLOROFEN	6.1	T2	III	6.1	802	5 kg	E1	PP, EP			0	
2876	RESORCIN	6.1	T2	III	6.1	802	5 kg	E1	PP, EP			0	
2878	TITAN - HOUBA, ČÁSTICE nebo TITAN - HOUBA, PRAŠEK	4.1	F3	III	4.1		5 kg	E1	PP			0	
2879	CHLORID SELENINYL (OXYCHLORID SELENIČITÝ)	8	CT1	I	8+6.1	802	0	E0	PP, EP, TOX, A	VE02		2	
2880	CHLORAN VÁPENATÝ, HYDRATOVANÝ nebo CHLORAN VÁPENATÝ, HYDRATOVANÁ SMĚS, s nejméně 5.5 %, ale nejvýše 16 % vody	5.1	O2	II	5.1	314 322	1 kg	E2	PP			0	
2880	CHLORAN VÁPENATÝ, HYDRATOVANÝ nebo CHLORAN VÁPENATÝ, HYDRATOVANÁ SMĚS, s nejméně 5.5 %, ale nejvýše 16 % vody	5.1	O2	III	5.1	314	5 kg	E1	PP			0	
2881	KATALYZÁTOR, KOVOVÝ, SUCHÝ	4.2	S4	I	4.2	274	0	E0	PP			0	
2881	KATALYZÁTOR, KOVOVÝ, SUCHÝ	4.2	S4	II	4.2	274	0	E0	PP			0	
2881	KATALYZÁTOR, KOVOVÝ, SUCHÝ	4.2	S4	III	4.2	274	0	E1	PP			0	
2900	LÁTKA INFEKČNÍ, NEBEZPEČNÁ pouze PRO ZVÍŘATA	6.2	I2		6.2	318 802	0	E0	PP			0	
2900	LÁTKA INFEKČNÍ, NEBEZPEČNÁ pouze PRO ZVÍŘATA, v chlazeném kapalném	6.2	I2		6.2+2.2	318 802	0	E0	PP			0	

(1)	(2)	(3)	(4)	(5)	(6)	(7a)	(7b)	(8)	(9)	(10)	(11)	(12)	(13)
Číslo UN / číslo látky	Pojmenování a popis 3.1.2	Třída 2.2	Klasifikační kód 2.2	Obalová skupina 2.1.1.3	Bezpečnostní značka 5.2.2	Zvláštní ustanovení 3.3	Omezená a vyňatá množství 3.4 / 3.5.1.2	Přeprava schválená 3.2.1	Požadovaná výbava 8.1.5	Větrání 7.1.6	Opatření během naložky / vykládky / přepravy 7.1.6	Počet kuželů / světél 7.1.5	Dodatečné požadavky / poznámky 3.2.1
2900	LÁTKA INFEKČNÍ, NEBEZPEČNÁ pouze PRO ZVÍŘATA (pouze materiál ze zvířat)	6.2	I2		6.2	318 802	0	E0	PP			0	
2901	CHLORID BROMU (BROMCHLORID)	2	2TOC		2.3+5.1+8		0	E0	PP, EP, TOX, A	VE02		2	
2902	PESTICID, KAPALNÝ, TOXICKÝ, J.N.	6.1	T6	I	6.1	61 274 648 802	0	E5	PP, EP, TOX, A	VE02		2	
2902	PESTICID, KAPALNÝ, TOXICKÝ, J.N.	6.1	T6	II	6.1	61 274 648 802	100 ml	E4	PP, EP, TOX, A	VE02		2	
2902	PESTICID, KAPALNÝ, TOXICKÝ, J.N.	6.1	T6	III	6.1	61 274 648 802	5 L	E1	PP, EP, TOX, A	VE02		0	
2903	PESTICID, KAPALNÝ, TOXICKÝ, HOŘLAVÝ, J.N., s bodem vzplanutí 23 °C a vyšším	6.1	TF2	I	6.1+3	61 274 802	0	E5	PP, EP, EX, TOX, A	VE01 VE02		2	
2903	PESTICID, KAPALNÝ, TOXICKÝ, HOŘLAVÝ, J.N., s bodem vzplanutí 23 °C a vyšším	6.1	TF2	II	6.1+3	61 274 802	100 ml	E4	PP, EP, EX, TOX, A	VE01 VE02		2	
2903	PESTICID, KAPALNÝ, TOXICKÝ, HOŘLAVÝ, J.N., s bodem vzplanutí 23 °C a vyšším	6.1	TF2	III	6.1+3	61 274 802	5 L	E1	PP, EP, EX, TOX, A	VE01 VE02		0	
2904	CHLORFENOLÁTY, KAPALNÉ nebo FENOLÁTY, KAPALNÉ	8	C9	III	8		5 L	E1	PP, EP			0	* platí pouze na fenoláty, ale ne na chlorofenoláty
2905	CHLORFENOLÁTY, TUHÉ nebo FENOLÁTY, TUHÉ	8	C10	III	8		5 kg	E1	PP, EP			0	

(1)	(2)	(3)	(4)	(5)	(6)	(7a)	(7b)	(8)	(9)	(10)	(11)	(12)	(13)
	3.1.2	2.2	2.1.1.3	5.2.2	3.3	3.4 / 3.5.1.2	3.2.1	8.1.5	7.1.6	7.1.5	3.2.1		
Číslo UN / číslo látky	Pojmenování a popis	Třída	Klasifikační kód	Obalová skupina	Bezpečnostní značka	Zvláštní ustanovení	Omezená a vyňatá množství	Přeprava schválená	Požadovaná výbava	Větrání	Opatření během nakládky / vykládky / přepravy	Počet kuželů / světel	Dodatečné požadavky / poznámky
2907	DINITRÁT ISOSORBITOLU, SMĚS, s nejméně 60 % laktózy, mannosy, škrobu nebo hydrogendifosforečnanu vápenatého	4.1	D	II	4.1	127	0	E0	PP			0	
2908	LÁTKA RADIOAKTIVNÍ, VYJMUTÝ KUS - PRAZDNÝ OBAL	7				290 368	0	E0	PP			0	
2909	LÁTKA RADIOAKTIVNÍ, VYJMUTÝ KUS - VÝROBKY Z PŘÍRODNÍHO URANU nebo OCHUZENÉHO URANU nebo PŘÍRODNÍHO THORIA	7				290	0	E0	PP			0	
2910	LÁTKA RADIOAKTIVNÍ, VYJMUTÝ KUS - OMEZENÁ MNOŽSTVÍ	7				290 368	0	E0	PP			0	
2911	LÁTKA RADIOAKTIVNÍ, VYJMUTÝ KUS - PŘÍSTROJE nebo VÝROBKY	7				290	0	E0	PP			0	
2912	LÁTKA RADIOAKTIVNÍ, S NÍZKOU SPECIFICKOU AKTIVITOU (LSA-I), jiná než štěpná nebo vyjmutá štěpná	7			7X	172 317 325	0	E0	PP		RA01	2	
2913	LÁTKA, RADIOAKTIVNÍ - POVRCHOVÉ KONTAMINOVANÉ PŘEDMĚTY (SCO-I nebo SCO-II), jiné než štěpné nebo vyjmuté štěpné	7			7X	172 317 325	0	E0	PP		RA02	2	
2915	LÁTKA RADIOAKTIVNÍ, KUS TYPU A, jiné než zvláštní formy, jiná než štěpná nebo vyjmutá štěpná	7			7X	172 317 325	0	E0	PP			2	
2916	LÁTKA RADIOAKTIVNÍ, KUS TYPU B (U), jiná než štěpná nebo vyjmutá štěpná	7			7X	172 317 325 337	0	E0	PP			2	
2917	LÁTKA RADIOAKTIVNÍ, KUS TYPU B (M), jiná než štěpná nebo vyjmutá štěpná	7			7X	172 317 325 337	0	E0	PP			2	

(1)	(2)	(3)	(4)	(5)	(6)	(7a)	(7b)	(8)	(9)	(10)	(11)	(12)	(13)
Číslo UN / číslo látky	Pojmenování a popis 3.1.2	2.2	2.2	2.1.1.3	5.2.2	3.3	3.4 / 3.5.1.2	3.2.1	8.1.5	7.1.6	7.1.6	7.1.5	3.2.1
		Třída	Klasifikační kód	Obalová skupina	Bezpečnostní značka	Zvláštní ustanovení	Omezená a vyňatá množství	Přeprava schválená	Požadovaná výbava	Větrání	Opatření během naložky / vykládky / přepravy	Počet kuželů / světel	Dodatečné požadavky / poznámky
2919	LÁTKA RADIOAKTIVNÍ, PŘEPRAVOVANÁ ZA ZVLÁŠTNÍCH PODMÍNEK, jiná než štěpná nebo vyjmутá štěpná	7			7X	172 317 325	0	E0	PP			2	
2920	LÁTKA ŽÍRAVÁ, KAPALNÁ, HOŘLAVÁ, J.N.	8	CF1	I	8+3	274	0	E0	PP, EP, EX, A	VE01		1	
2920	LÁTKA ŽÍRAVÁ, KAPALNÁ, HOŘLAVÁ, J.N.	8	CF1	II	8+3	274	1 L	E2	PP, EP, EX, A	VE01		1	
2921	LÁTKA ŽÍRAVÁ, TUHÁ, HOŘLAVÁ, J.N.	8	CF2	I	8+4.1	274	0	E0	PP, EP			1	
2921	LÁTKA ŽÍRAVÁ, TUHÁ, HOŘLAVÁ, J.N.	8	CF2	II	8+4.1	274	1 kg	E2	PP, EP			1	
2922	LÁTKA ŽÍRAVÁ, KAPALNÁ, TOXICKÁ, J.N.	8	CT1	I	8+6.1	274 802	0	E0	PP, EP, TOX, A	VE02		2	
2922	LÁTKA ŽÍRAVÁ, KAPALNÁ, TOXICKÁ, J.N.	8	CT1	II	8+6.1	274	1 L	E2	PP, EP, TOX, A	VE02		2	
2922	LÁTKA ŽÍRAVÁ, KAPALNÁ, TOXICKÁ, J.N.	8	CT1	III	8+6.1	274	5 L	E1	PP, EP, TOX, A	VE02		0	
2923	LÁTKA ŽÍRAVÁ, TUHÁ, TOXICKÁ, J.N.	8	CT2	I	8+6.1	274 802	0	E0	PP, EP			2	
2923	LÁTKA ŽÍRAVÁ, TUHÁ, TOXICKÁ, J.N.	8	CT2	II	8+6.1	274 802	1 kg	E2	PP, EP			2	
2923	LÁTKA ŽÍRAVÁ, TUHÁ, TOXICKÁ, J.N.	8	CT2	III	8+6.1	274 802	5 kg	E1	PP, EP			0	
2924	LÁTKA HOŘLAVÁ, KAPALNÁ, ŽÍRAVÁ, J.N.	3	FC	I	3+8	274	0	E0	PP, EP, EX, A	VE01		1	
2924	LÁTKA HOŘLAVÁ, KAPALNÁ, ŽÍRAVÁ, J.N.	3	FC	II	3+8	274	1 L	E2	PP, EP, EX, A	VE01		1	
2924	LÁTKA HOŘLAVÁ, KAPALNÁ, ŽÍRAVÁ, J.N.	3	FC	III	3+8	274	5 L	E1	PP, EP, EX, A	VE01		0	
2925	LÁTKA HOŘLAVÁ, TUHÁ, ŽÍRAVÁ, ORGANICKÁ, J.N.	4.1	FC1	II	4.1+8	274	1 kg	E2	PP, EP			1	
2925	LÁTKA HOŘLAVÁ, TUHÁ, ŽÍRAVÁ, ORGANICKÁ, J.N.	4.1	FC1	III	4.1+8	274	5 kg	E1	PP, EP			0	
2926	LÁTKA HOŘLAVÁ, TUHÁ, TOXICKÁ, ORGANICKÁ, J.N.	4.1	FT1	II	4.1+6.1	274 802	1 kg	E2	PP, EP			2	



(1)	(2)	(3)	(4)	(5)	(6)	(7a)	(7b)	(8)	(9)	(10)	(11)	(12)	(13)
	3.1.2	2.2	2.1.1.3	5.2.2	3.3	3.4 / 3.5.1.2	3.2.1	8.1.5	7.1.6	7.1.5			
Číslo UN / číslo látky	Pojmenování a popis	Třída	Klasifikační kód	Obalová skupina	Bezpečnostní značka	Zvláštní ustanovení	Omezená a vyňatá množství	Přepava schválená	Požadovaná výbava	Větrání	Opatření během naložky / vyložky / přepravy	Počet kuželů / světel	Dodatečné požadavky / poznámky
2926	LÁTKA HOŘLAVÁ, TUHÁ, TOXICKÁ, ORGANICKÁ, J.N.	4.1	FT1	III	4.1+6.1	274 802	5 kg	E1	PP, EP			0	
2927	LÁTKA TOXICKÁ, KAPALNÁ, ŽÍRAVÁ, ORGANICKÁ, J.N.	6.1	TC1	I	6.1+8	274 315 802	0	E5	PP, EP, TOX, A	VE02		2	
2927	LÁTKA TOXICKÁ, KAPALNÁ, ŽÍRAVÁ, ORGANICKÁ, J.N.	6.1	TC1	II	6.1+8	274 802	100 ml	E4	PP, EP, TOX, A	VE02		2	
2928	LÁTKA TOXICKÁ, TUHÁ, ŽÍRAVÁ, ORGANICKÁ, J.N.	6.1	TC2	I	6.1+8	274 802	0	E5	PP, EP			2	
2928	LÁTKA TOXICKÁ, TUHÁ, ŽÍRAVÁ, ORGANICKÁ, J.N.	6.1	TC2	II	6.1+8	274 802	500 g	E4	PP, EP			2	
2929	LÁTKA TOXICKÁ, KAPALNÁ, HOŘLAVÁ, ORGANICKÁ, J.N.	6.1	TF1	I	6.1+3	274 315 802	0	E5	PP, EP, EX, TOX, A	VE01		2	
2929	LÁTKA TOXICKÁ, KAPALNÁ, HOŘLAVÁ, ORGANICKÁ, J.N.	6.1	TF1	II	6.1+3	274 802	100 ml	E4	PP, EP, EX, TOX, A	VE01		2	
2930	LÁTKA TOXICKÁ, TUHÁ, HOŘLAVÁ, ORGANICKÁ, J.N.	6.1	TF3	I	6.1+4.1	274 802	0	E5	PP, EP			2	
2930	LÁTKA TOXICKÁ, TUHÁ, HOŘLAVÁ, ORGANICKÁ, J.N.	6.1	TF3	II	6.1+4.1	274 802	500 g	E4	PP, EP			2	
2931	SIRAN VANADYLU	6.1	T5	II	6.1	802	500 g	E4	PP, EP			2	
2933	METHYL-2-CHLORPROPIONÁT	3	F1	III	3		5 L	E1	PP, EX, A	VE01		0	
2934	ISOPROPYL-2-CHLORPROPIONÁT	3	F1	III	3		5 L	E1	PP, EX, A	VE01		0	
2935	ETHYL-2-CHLORPROPIONÁT	3	F1	III	3		5 L	E1	PP, EX, A	VE01		0	
2936	KYSELINA THIOMLÉČNÁ	6.1	T1	II	6.1	802	100 ml	E4	PP, EP, TOX, A	VE02		2	
2937	alfa-METHYLBENZYLALKOHOL, KAPALNÝ	6.1	T1	III	6.1	802	5 L	E1	PP, EP, TOX, A	VE02		0	

(1)	(2)	(3)	(4)	(5)	(6)	(7a)	(7b)	(8)	(9)	(10)	(11)	(12)	(13)
Číslo UN / číslo látky	Pojmenování a popis 3.1.2	Třída 2.2	Klasifikační kód 2.2	Obalová skupina 2.1.1.3	Bezpečnostní značka 5.2.2	Zvláštní ustanovení 3.3	Omezená a vyňatá množství 3.4 / 3.5.1.2	Přeprava schválená 3.2.1	Požadovaná výbava 8.1.5	Větrání 7.1.6	Opatření během nakládky / vykládky / přepravy 7.1.6	Počet kuželů / světel 7.1.5	Dodatečné požadavky / poznámky 3.2.1
2940	9-FOSFABICYKLONONANY (CYKLOOKTADIENFOSFINY)	4.2	S2	II	4.2		0	E2	PP			0	
2941	FLUORANILÍNÝ	6.1	T1	III	6.1	802	5 L	E1	PP, EP, TOX, A	VE02		0	
2942	2-TRIFLUORMETHYLANILIN	6.1	T1	III	6.1	802	5 L	E1	PP, EP, TOX, A	VE02		0	
2943	TETRAHYDROFURFURYLAMIN	3	F1	III	3		5 L	E1	PP, EX, A	VE01		0	
2945	N-METHYLBUTYLAMIN	3	FC	II	3+8		1 L	E2	PP, EP, EX, A	VE01		1	
2946	2-AMINO-5-DIETHYLAMINOPENTAN	6.1	T1	III	6.1	802	5 L	E1	PP, EP, TOX, A	VE02		0	
2947	ISOPROPYLCHLORACETÁT	3	F1	III	3		5 L	E1	PP, EX, A	VE01		0	
2948	3-TRIFLUORMETHYLANILIN	6.1	T1	II	6.1	802	100 ml	E4	PP, EP, TOX, A	VE02		2	
2949	HYDROGENSULFID SODNÝ, obsahující nejméně 25 % krystalové vody	8	C6	II	8	523	1 kg	E2	PP, EP			0	
2950	GRANULÁTY HOŘČÍKU, POTÁŽENÉ, velikost částic nejmeně 149 mikrometrů	4.3	W2	III	4.3		1 kg	E1	PP, EX, A	VE01	HA08	0	
2956	5-terc-BUTYL-2,4,6-TRINITRO-m-XYLEN (XYLENOVÉ PIŽMO)	4.1	SR1	III	4.1	638	5 kg	E0	PP			0	
2965	DIMETHYLETERÁT FLUORIDU BORITÉHO	4.3	WFC	I	4.3+3+8		0	E0	PP, EP, EX, A	VE01	HA08	1	
2966	THIOGLYKOL	6.1	T1	II	6.1	802	100 ml	E4	PP, EP, TOX, A	VE02		2	
2967	KYSELINA AMIDOSULFONOVÁ	8	C2	III	8		5 kg	E1	PP, EP			0	
2968	MANEB, STABILIZOVANÝ nebo MANEB, PŘÍPRAVKY, STABILIZOVANÉ proti samohřevu	4.3	W2	III	4.3	547	1 kg	E1	PP, EX, A	VE01	HA08	0	
2969	BOBY RICINOVÉ nebo MOUČKA RICINOVÁ nebo KOLÁČ RICINOVÝ nebo VLOČKY RICINOVÉ	9	M11	II	9	141	5 kg	E2	PP			0	

(1)	(2)	(3)	(4)	(5)	(6)	(7a)	(7b)	(8)	(9)	(10)	(11)	(12)	(13)
Číslo UN / číslo látky	Pojmenování a popis 3.1.2	2.2 Třída	2.2 Klasifikační kód	2.1.1.3 Obalová skupina	5.2.2 Bezpečnostní značka	3.3 Zvláštní ustanovení	3.4 / 3.5.1.2 Omezená a vyňatá množství	3.2.1 Přeprava schválená	8.1.5 Požadovaná výbava	7.1.6 Větrání	7.1.6 Opatření během nakládky / vykládky / přepravy	7.1.5 Počet kuželů / světel	3.2.1 Dodatečné požadavky / poznámky
2977	LÁTKA RADIOAKTIVNÍ, HEXAFLUORID URANU, ŠTĚPNÁ	7			7X+7E+6.1+8		0	E0	PP, EP			2	
2978	LÁTKA RADIOAKTIVNÍ, HEXAFLUORID URANU, jiná než štěpná nebo vyjmutá	7			7X+6.1+8	317	0	E0	PP, EP			2	
2983	ETHYLENOXID A PROPYLENOXID, SMĚS, s nejvýše 30 % ethylenoxidu	3	FT1	I	3+6.1	802	0	E0	PP, EP, EX, TOX, A	VE01, VE02		2	
2984	PEROXID VODÍKU, VODNÝ ROZTOK nejméně 8 %, ale méně než 20 % peroxidu vodíku (stabilizovaný podle potřeby)	5.1	O1	III	5.1	65	5 L	E1	PP			0	
2985	CHLORSILANY, HOŘLAVÉ, ŽÍRAVÉ, J.N.	3	FC	II	3+8	548	0	E0	PP, EP, EX, A	VE01		1	
2986	CHLORSILANY, ŽÍRAVÉ, HOŘLAVÉ, J.N.	8	CF1	II	8+3	548	0	E0	PP, EP, EX, A	VE01		1	
2987	CHLORSILANY, ŽÍRAVÉ, J.N.	8	C3	II	8	548	0	E0	PP, EP			0	
2988	CHLORSILANY, REAGUJÍCÍ S VODOU, HOŘLAVÉ, ŽÍRAVÉ, J.N.	4.3	WFC	I	4.3+3+8	549	0	E0	PP, EP, EX, A	VE01	HA08	1	
2989	DIHYDROGENFOSFIT OLOVNATÝ	4.1	F3	II	4.1		1 kg	E2	PP			1	
2989	DIHYDROGENFOSFIT OLOVNATÝ	4.1	F3	III	4.1		5 kg	E1	PP			0	
2990	PROSTŘEDKY ZÁCHRANNÉ, SAMONAFUKOVACÍ	9	M5		9	296 635	0	E0	PP			0	
2991	PESTICID - KARBAMÁT, KAPALNÝ, TOXICKÝ, HOŘLAVÝ, s bodem vzplanutí 23 °C a vyšším	6.1	TF2	I	6.1+3	61 274 802	0	E5	PP, EP, EX, TOX, A	VE01, VE02		2	
2991	PESTICID - KARBAMÁT, KAPALNÝ, TOXICKÝ, HOŘLAVÝ, s bodem vzplanutí 23 °C a vyšším	6.1	TF2	II	6.1+3	61 274 802	100 ml	E4	PP, EP, EX, TOX, A	VE01, VE02		2	
2991	PESTICID - KARBAMÁT, KAPALNÝ, TOXICKÝ, HOŘLAVÝ, s bodem vzplanutí 23 °C a vyšším	6.1	TF2	III	6.1+3	61 274 802	5 L	E1	PP, EP, EX, TOX, A	VE01, VE02		0	

(1)	(2)	(3)	(4)	(5)	(6)	(7a)	(7b)	(8)	(9)	(10)	(11)	(12)	(13)
	3.1.2	2.2	2.1.1.3	5.2.2	3.3	3.4 / 3.5.1.2	3.2.1	8.1.5	7.1.6	7.1.5	3.2.1		
Číslo UN / číslo látky	Pojmenování a popis	Třída	Klasifikační kód	Obalová skupina	Bezpečnostní značka	Zvláštní ustanovení	Omezená a vyňatá množství	Přeprava schválená	Požadovaná výbava	Větrání	Opatření během naložky / vykládky / přepravy	Počet kuželů / světel	Dodatečné požadavky / poznámky
2992	PESTICID - KARBAMÁT, KAPALNÝ, TOXICKÝ	6.1	T6	I	6.1	61 274 648 802	0	E5	PP, EP, TOX, A	VE02		2	
2992	PESTICID - KARBAMÁT, KAPALNÝ, TOXICKÝ	6.1	T6	II	6.1	61 274 648 802	100 ml	E4	PP, EP, TOX, A	VE02		2	
2992	PESTICID - KARBAMÁT, KAPALNÝ, TOXICKÝ	6.1	T6	III	6.1	61 274 648 802	5 L	E1	PP, EP, TOX, A	VE02		0	
2993	PESTICID NA BÁŽI ARSENU, KAPALNÝ, TOXICKÝ, HOŘLAVÝ, s bodem vzplanutí 23 °C a vyšším	6.1	TF2	I	6.1+3	61 274 802	0	E5	PP, EP, EX, TOX, A	VE01		2	
2993	PESTICID NA BÁŽI ARSENU, KAPALNÝ, TOXICKÝ, HOŘLAVÝ, s bodem vzplanutí 23 °C a vyšším	6.1	TF2	II	6.1+3	61 274 802	100 ml	E4	PP, EP, EX, TOX, A	VE01		2	
2993	PESTICID NA BÁŽI ARSENU, KAPALNÝ, TOXICKÝ, HOŘLAVÝ, s bodem vzplanutí 23 °C a vyšším	6.1	TF2	III	6.1+3	61 274 802	5 L	E1	PP, EP, EX, TOX, A	VE01		0	
2994	PESTICID NA BÁŽI ARSENU, KAPALNÝ, TOXICKÝ	6.1	T6	I	6.1	61 274 648 802	0	E5	PP, EP, TOX, A	VE02		2	
2994	PESTICID NA BÁŽI ARSENU, KAPALNÝ, TOXICKÝ	6.1	T6	II	6.1	61 274 648 802	100 ml	E4	PP, EP, TOX, A	VE02		2	
2994	PESTICID NA BÁŽI ARSENU, KAPALNÝ, TOXICKÝ	6.1	T6	III	6.1	61 274 648 802	5 L	E1	PP, EP, TOX, A	VE02		0	

(1)	(2)	(3)	(4)	(5)	(6)	(7a)	(7b)	(8)	(9)	(10)	(11)	(12)	(13)
Číslo UN / číslo látky	Pojmenování a popis 3.1.2	2.2 Třída	2.2 Klasifikační kód	2.1.1.3 Obalová skupina	5.2.2 Bezpečnostní značka	3.3 Zvláštní ustanovení	3.4 / 3.5.1.2 Omezená a vyňatá množství	3.2.1 Přeprava schválená	8.1.5 Požadovaná výbava	7.1.6 Větrání	7.1.6 Opatření během nakládky / vykládky / přepravy	7.1.5 Počet kuželů / světel	3.2.1 Dodatečné požadavky / poznámky
2995	PESTICID - ORGANICKÁ SLOUČENINA CHLÓRU, KAPALNÝ, TOXICKÝ, HOŘLAVÝ, s bodem vzplanutí 23 °C a vyšším	6.1	TF2	I	6.1+3	61 274 802	0	E5	PP, EP, EX, TOX, A	VE01 VE02		2	
2995	PESTICID - ORGANICKÁ SLOUČENINA CHLÓRU, KAPALNÝ, TOXICKÝ, HOŘLAVÝ, s bodem vzplanutí 23 °C a vyšším	6.1	TF2	II	6.1+3	61 274 802	100 ml	E4	PP, EP, EX, TOX, A	VE01 VE02		2	
2995	PESTICID - ORGANICKÁ SLOUČENINA CHLÓRU, KAPALNÝ, TOXICKÝ, HOŘLAVÝ, s bodem vzplanutí 23 °C a vyšším	6.1	TF2	III	6.1+3	61 274 802	5 L	E1	PP, EP, EX, TOX, A	VE01 VE02		0	
2996	PESTICID - ORGANICKÁ SLOUČENINA CHLÓRU, KAPALNÝ, TOXICKÝ	6.1	T6	I	6.1	61 274 648 802	0	E5	PP, EP, TOX, A	VE02		2	
2996	PESTICID - ORGANICKÁ SLOUČENINA CHLÓRU, KAPALNÝ, TOXICKÝ	6.1	T6	II	6.1	61 274 648 802	100 ml	E4	PP, EP, TOX, A	VE02		2	
2996	PESTICID - ORGANICKÁ SLOUČENINA CHLÓRU, KAPALNÝ, TOXICKÝ	6.1	T6	III	6.1	61 274 648 802	5 L	E1	PP, EP, TOX, A	VE02		0	
2997	PESTICID - TRIAZIN, KAPALNÝ, TOXICKÝ, HOŘLAVÝ, s bodem vzplanutí 23 °C a vyšším	6.1	TF2	I	6.1+3	61 274 802	0	E5	PP, EP, EX, TOX, A	VE01 VE02		2	
2997	PESTICID - TRIAZIN, KAPALNÝ, TOXICKÝ, HOŘLAVÝ, s bodem vzplanutí 23 °C a vyšším	6.1	TF2	II	6.1+3	61 274 802	100 ml	E4	PP, EP, EX, TOX, A	VE01 VE02		2	
2997	PESTICID - TRIAZIN, KAPALNÝ, TOXICKÝ, HOŘLAVÝ, s bodem vzplanutí 23 °C a vyšším	6.1	TF2	III	6.1+3	61 274 802	5 L	E1	PP, EP, EX, TOX, A	VE01 VE02		0	

(1)	(2)	(3)	(4)	(5)	(6)	(7a)	(7b)	(8)	(9)	(10)	(11)	(12)	(13)
Číslo UN / číslo látky	Pojmenování a popis 3.1.2	2.2 Třída	2.2 Klasifikační kód	2.1.1.3 Obalová skupina	5.2.2 Bezpečnostní značka	3.3 Zvláštní ustanovení	3.4 / 3.5.1.2 Omezená a vyňatá množství	3.2.1 Přeprava schválená	8.1.5 Požadovaná výbava	7.1.6 Větrání	7.1.6 Opatření během naložky / vykládky / přepravy	7.1.5 Počet kuželů / světel	3.2.1 Dodatečné požadavky / poznámky
2998	PESTICID - TRIAZIN, KAPALNÝ, TOXICKÝ	6.1	T6	I	6.1	61 274 648 802	0	E5	PP, EP, TOX, A	VE02		2	
2998	PESTICID - TRIAZIN, KAPALNÝ, TOXICKÝ	6.1	T6	II	6.1	61 274 648 802	100 ml	E4	PP, EP, TOX, A	VE02		2	
2998	PESTICID - TRIAZIN, KAPALNÝ, TOXICKÝ	6.1	T6	III	6.1	61 274 648 802	5 L	E1	PP, EP, TOX, A	VE02		0	
3005	PESTICID - THIOKARBAMÁT, KAPALNÝ, TOXICKÝ, HOŘLAVÝ, s bodem vzplanutí 23 °C a vyšším	6.1	TF2	I	6.1+3	61 274 802	0	E5	PP, EP, EX, TOX, A	VE01 , VE02		2	
3005	PESTICID - THIOKARBAMÁT, KAPALNÝ, TOXICKÝ, HOŘLAVÝ, s bodem vzplanutí 23 °C a vyšším	6.1	TF2	II	6.1+3	61 274 802	100 ml	E4	PP, EP, EX, TOX, A	VE01 , VE02		2	
3005	PESTICID - THIOKARBAMÁT, KAPALNÝ, TOXICKÝ, HOŘLAVÝ, s bodem vzplanutí 23 °C a vyšším	6.1	TF2	III	6.1+3	61 274 802	5 L	E1	PP, EP, EX, TOX, A	VE01 , VE02		0	
3006	PESTICID - THIOKARBAMÁT, KAPALNÝ, TOXICKÝ	6.1	T6	I	6.1	61 274 648 802	0	E5	PP, EP, TOX, A	VE02		2	
3006	PESTICID - THIOKARBAMÁT, KAPALNÝ, TOXICKÝ	6.1	T6	II	6.1	61 274 648 802	100 ml	E4	PP, EP, TOX, A	VE02		2	
3006	PESTICID - THIOKARBAMÁT, KAPALNÝ, TOXICKÝ	6.1	T6	III	6.1	61 274 648 802	5 L	E1	PP, EP, TOX, A	VE02		0	

(1)	(2)	(3)	(4)	(5)	(6)	(7a)	(7b)	(8)	(9)	(10)	(11)	(12)	(13)
	3.1.2	2.2	2.1.1.3	5.2.2	3.3	3.4 / 3.5.1.2	3.2.1	8.1.5	7.1.6	7.1.5	3.2.1		
Číslo UN / číslo látky	Pojmenování a popis	Třída	Klasifikační kód	Obalová skupina	Bezpečnostní značka	Zvláštní ustanovení	Omezená a vyňatá množství	Přeprava schválená	Požadovaná výbava	Větrání	Opatření během nakládky / vykládky / přepravy	Počet kuželů / světel	Dodatečné požadavky / poznámky
3009	PESTICID NA BÁŽI MĚDI, KAPALNÝ, TOXICKÝ, HOŘLAVÝ, s bodem vzplanutí 23 °C a vyšším	6.1	TF2	I	6.1+3	61 274 802	0 E5		PP, EP, EX, TOX, A	VE01 VE02		2	
3009	PESTICID NA BÁŽI MĚDI, KAPALNÝ, TOXICKÝ, HOŘLAVÝ, s bodem vzplanutí 23 °C a vyšším	6.1	TF2	II	6.1+3	61 274 802	100 ml E4		PP, EP, EX, TOX, A	VE01 VE02		2	
3009	PESTICID NA BÁŽI MĚDI, KAPALNÝ, TOXICKÝ, HOŘLAVÝ, s bodem vzplanutí 23 °C a vyšším	6.1	TF2	III	6.1+3	61 274 802	5 L E1		PP, EP, EX, TOX, A	VE01 VE02		0	
3010	PESTICID NA BÁŽI MĚDI, KAPALNÝ, TOXICKÝ	6.1	T6	I	6.1	61 274 648 802	0 E5		PP, EP, TOX, A	VE02		2	
3010	PESTICID NA BÁŽI MĚDI, KAPALNÝ, TOXICKÝ	6.1	T6	II	6.1	61 274 648 802	100 ml E4		PP, EP, TOX, A	VE02		2	
3010	PESTICID NA BÁŽI MĚDI, KAPALNÝ, TOXICKÝ	6.1	T6	III	6.1	61 274 648 802	5 L E1		PP, EP, TOX, A	VE02		0	
3011	PESTICID NA BÁŽI RTUTI, KAPALNÝ, TOXICKÝ, HOŘLAVÝ, s bodem vzplanutí 23 °C a vyšším	6.1	TF2	I	6.1+3	61 274 802	0 E5		PP, EP, EX, TOX, A	VE01 VE02		2	
3011	PESTICID NA BÁŽI RTUTI, KAPALNÝ, TOXICKÝ, HOŘLAVÝ, s bodem vzplanutí 23 °C a vyšším	6.1	TF2	II	6.1+3	61 274 802	100 ml E4		PP, EP, EX, TOX, A	VE01 VE02		2	
3011	PESTICID NA BÁŽI RTUTI, KAPALNÝ, TOXICKÝ, HOŘLAVÝ, s bodem vzplanutí 23 °C a vyšším	6.1	TF2	III	6.1+3	61 274 802	5 L E1		PP, EP, EX, TOX, A	VE01 VE02		0	

(1)	(2)	(3)	(4)	(5)	(6)	(7a)	(7b)	(8)	(9)	(10)	(11)	(12)	(13)
	3.1.2	2.2	2.1.1.3	5.2.2	3.3	3.4 / 3.5.1.2	3.2.1	8.1.5	7.1.6	7.1.5	3.2.1		
Číslo UN / číslo látky	Pojmenování a popis	Třída	Klasifikační kód	Obalová skupina	Bezpečnostní značka	Zvláštní ustanovení	Omezená a vyňatá množství	Přeprava schválená	Požadovaná výbava	Větrání	Opatření během naložky / vykládky / přepravy	Počet kuželů / světel	Dodatečné požadavky / poznámky
3012	PESTICID NA BÁŽI RTUTI, KAPALNÝ, TOXICKÝ	6.1	T6	I	6.1	61 274 648 802	0 E5		PP, EP, TOX, A	VE02		2	
3012	PESTICID NA BÁŽI RTUTI, KAPALNÝ, TOXICKÝ	6.1	T6	II	6.1	61 274 648 802	100 ml E4		PP, EP, TOX, A	VE02		2	
3012	PESTICID NA BÁŽI RTUTI, KAPALNÝ, TOXICKÝ	6.1	T6	III	6.1	61 274 648 802	5 L E1		PP, EP, TOX, A	VE02		0	
3013	PESTICID - SUBSTITUOVANÝ NITROFENOL, KAPALNÝ, TOXICKÝ, HOŘLAVÝ, s bodem vzplanutí 23 °C a	6.1	TF2	I	6.1+3	61 274 802	0 E5		PP, EP, EX, TOX, A	VE01		2	
3013	PESTICID - SUBSTITUOVANÝ NITROFENOL, KAPALNÝ, TOXICKÝ, HOŘLAVÝ, s bodem vzplanutí 23 °C a	6.1	TF2	II	6.1+3	61 274 802	100 ml E4		PP, EP, EX, TOX, A	VE01		2	
3013	PESTICID - SUBSTITUOVANÝ NITROFENOL, KAPALNÝ, TOXICKÝ, HOŘLAVÝ, s bodem vzplanutí 23 °C a	6.1	TF2	III	6.1+3	61 274 802	5 L E1		PP, EP, EX, TOX, A	VE01		0	
3014	PESTICID - SUBSTITUOVANÝ NITROFENOL, KAPALNÝ, TOXICKÝ	6.1	T6	I	6.1	61 274 648 802	0 E5		PP, EP, TOX, A	VE02		2	
3014	PESTICID - SUBSTITUOVANÝ NITROFENOL, KAPALNÝ, TOXICKÝ	6.1	T6	II	6.1	61 274 648 802	100 ml E4		PP, EP, TOX, A	VE02		2	
3014	PESTICID - SUBSTITUOVANÝ NITROFENOL, KAPALNÝ, TOXICKÝ	6.1	T6	III	6.1	61 274 648 802	5 L E1		PP, EP, TOX, A	VE02		0	



(1)	(2)	(3)	(4)	(5)	(6)	(7a)	(7b)	(8)	(9)	(10)	(11)	(12)	(13)
	3.1.2	2.2	2.1.1.3	5.2.2	3.3	3.4 / 3.5.1.2	3.2.1	8.1.5	7.1.6	7.1.5			
Číslo UN / číslo látky	Pojmenování a popis	Třída	Klasifikační kód	Obalová skupina	Bezpečnostní značka	Zvláštní ustanovení	Omezená a vyňatá množství	Přeprava schválená	Požadovaná výbava	Větrání	Opatření během naložky / vykládky / přepravy	Počet kuželů / světel	Dodatečné požadavky / poznámky
3015	PESTICID - BIPYRIDYL, KAPALNÝ, TOXICKÝ, HOŘLAVÝ, s bodem vzplanutí 23 °C a vyšším	6.1	TF2	I	6.1+3	61 274 802	0	E5	PP, EP, EX, TOX, A	VE01		2	
3015	PESTICID - BIPYRIDYL, KAPALNÝ, TOXICKÝ, HOŘLAVÝ, s bodem vzplanutí 23 °C a vyšším	6.1	TF2	II	6.1+3	61 274 802	100 ml	E4	PP, EP, EX, TOX, A	VE01		2	
3015	PESTICID - BIPYRIDYL, KAPALNÝ, TOXICKÝ, HOŘLAVÝ, s bodem vzplanutí 23 °C a vyšším	6.1	TF2	III	6.1+3	61 274 802	5 L	E1	PP, EP, EX, TOX, A	VE01		0	
3016	PESTICID - BIPYRIDYL, KAPALNÝ, TOXICKÝ	6.1	T6	I	6.1	61 274 648 802	0	E5	PP, EP, TOX, A	VE02		2	
3016	PESTICID - BIPYRIDYL, KAPALNÝ, TOXICKÝ	6.1	T6	II	6.1	61 274 648 802	100 ml	E4	PP, EP, TOX, A	VE02		2	
3016	PESTICID - BIPYRIDYL, KAPALNÝ, TOXICKÝ	6.1	T6	III	6.1	61 274 648 802	5 L	E1	PP, EP, TOX, A	VE02		0	
3017	PESTICID - ORGANICKÁ SLOUČENINA FOSFORU, KAPALNÝ, TOXICKÝ, HOŘLAVÝ, s bodem vzplanutí 23 °C a	6.1	TF2	I	6.1+3	61 274 802	0	E5	PP, EP, EX, TOX, A	VE01		2	
3017	PESTICID - ORGANICKÁ SLOUČENINA FOSFORU, KAPALNÝ, TOXICKÝ, HOŘLAVÝ, s bodem vzplanutí 23 °C a	6.1	TF2	II	6.1+3	61 274 802	100 ml	E4	PP, EP, EX, TOX, A	VE01		2	
3017	PESTICID - ORGANICKÁ SLOUČENINA FOSFORU, KAPALNÝ, TOXICKÝ, HOŘLAVÝ, s bodem vzplanutí 23 °C a	6.1	TF2	III	6.1+3	61 274 802	5 L	E1	PP, EP, EX, TOX, A	VE01		0	

(1)	(2)	(3)	(4)	(5)	(6)	(7a)	(7b)	(8)	(9)	(10)	(11)	(12)	(13)
Číslo UN / číslo látky	Pojmenování a popis 3.1.2	2.2 Třída	2.2 Klasifikační kód	2.1.1.3 Obalová skupina	5.2.2 Bezpečnostní značka	3.3 Zvláštní ustanovení	3.4 / 3.5.1.2 Omezená a vyňatá množství	3.2.1 Přeprava schválená	8.1.5 Požadovaná výbava	7.1.6 Větrání	7.1.6 Opatření během naložky / vykládky / přepravy	7.1.5 Počet kuželů / světel	Dodatečné požadavky / poznámky 3.2.1
3018	PESTICID - ORGANICKÁ SLOUČENINA FOSFORU, KAPALNÝ, TOXICKÝ	6.1	T6	I	6.1	61 274 648 802	0 E5		PP, EP, TOX, A	VE02		2	
3018	PESTICID - ORGANICKÁ SLOUČENINA FOSFORU, KAPALNÝ, TOXICKÝ	6.1	T6	II	6.1	61 274 648 802	100 ml E4		PP, EP, TOX, A	VE02		2	
3018	PESTICID - ORGANICKÁ SLOUČENINA FOSFORU, KAPALNÝ, TOXICKÝ	6.1	T6	III	6.1	61 274 648 802	5 L E1		PP, EP, TOX, A	VE02		0	
3019	PESTICID - ORGANICKÁ SLOUČENINA CÍNU, KAPALNÝ, TOXICKÝ, HOŘLAVÝ, s bodem vzplanutí 23 °C a vyšším	6.1	TF2	I	6.1+3	61 274 802	0 E5		PP, EP, EX, TOX, A	VE01		2	
3019	PESTICID - ORGANICKÁ SLOUČENINA CÍNU, KAPALNÝ, TOXICKÝ, HOŘLAVÝ, s bodem vzplanutí 23 °C a vyšším	6.1	TF2	II	6.1+3	61 274 802	100 ml E4		PP, EP, EX, TOX, A	VE01		2	
3019	PESTICID - ORGANICKÁ SLOUČENINA CÍNU, KAPALNÝ, TOXICKÝ, HOŘLAVÝ, s bodem vzplanutí 23 °C a vyšším	6.1	TF2	III	6.1+3	61 274 802	5 L E1		PP, EP, EX, TOX, A	VE01		0	
3020	PESTICID - ORGANICKÁ SLOUČENINA CÍNU, KAPALNÝ, TOXICKÝ	6.1	T6	I	6.1	61 274 648 802	0 E5		PP, EP, TOX, A	VE02		2	
3020	PESTICID - ORGANICKÁ SLOUČENINA CÍNU, KAPALNÝ, TOXICKÝ	6.1	T6	II	6.1	61 274 648 802	100 ml E4		PP, EP, TOX, A	VE02		2	
3020	PESTICID - ORGANICKÁ SLOUČENINA CÍNU, KAPALNÝ, TOXICKÝ	6.1	T6	III	6.1	61 274 648 802	5 L E1		PP, EP, TOX, A	VE02		0	

(1)	(2)	(3)	(4)	(5)	(6)	(7a)	(7b)	(8)	(9)	(10)	(11)	(12)	(13)
	3.1.2	2.2	2.1.1.3	5.2.2	3.3	3.4 / 3.5.1.2	3.2.1	8.1.5	7.1.6	7.1.5			
Číslo UN / číslo látky	Pojmenování a popis	Třída	Obalová skupina	Bezpečnostní značka	Zvláštní ustanovení	Omezená a vyňatá množství	Přeprava schválená	Požadovaná výbava	Větrání	Opatření během nakládky / vykládky / přepravy	Počet kuželů / světel	Dodatečné požadavky / poznámky	
3021	PESTICID, KAPALNÝ, HOŘLAVÝ, TOXICKÝ, J.N., s bodem vzplanutí nižším než 23 °C	3	I	3+6.1	61 274 802	0	E0		PP, EP, EX, TOX, A	VE01 VE02	2		
3021	PESTICID, KAPALNÝ, HOŘLAVÝ, TOXICKÝ, J.N., s bodem vzplanutí nižším než 23 °C	3	II	3+6.1	61 274 802	1 L	E2		PP, EP, EX, TOX, A	VE01 VE02	2		
3022	1,2-BUTYLENOXID, STABILIZOVANÝ	3	II	3	386	1 L	E2		PP, EX, A	VE01	1		
3023	2-METHYL-2-HEPTANTHIOL	6.1	I	6.1+3	354 802	0	E0		PP, EP, EX, TOX, A	VE01 VE02	2		
3024	PESTICID - DERIVÁT KUMARINU, KAPALNÝ, HOŘLAVÝ, TOXICKÝ, s bodem vzplanutí nižším než 23 °C	3	I	3+6.1	61 274 802	0	E0		PP, EP, EX, TOX, A	VE01 VE02	2		
3024	PESTICID - DERIVÁT KUMARINU, KAPALNÝ, HOŘLAVÝ, TOXICKÝ, s bodem vzplanutí nižším než 23 °C	3	II	3+6.1	61 274 802	1 L	E2		PP, EP, EX, TOX, A	VE01 VE02	2		
3025	PESTICID - DERIVÁT KUMARINU, KAPALNÝ, TOXICKÝ, HOŘLAVÝ, s bodem vzplanutí 23 °C a vyšším	6.1	I	6.1+3	61 274 802	0	E5		PP, EP, EX, TOX, A	VE01 VE02	2		
3025	PESTICID - DERIVÁT KUMARINU, KAPALNÝ, TOXICKÝ, HOŘLAVÝ, s bodem vzplanutí 23 °C a vyšším	6.1	II	6.1+3	61 274 802	100 ml	E4		PP, EP, EX, TOX, A	VE01 VE02	2		
3025	PESTICID - DERIVÁT KUMARINU, KAPALNÝ, TOXICKÝ, HOŘLAVÝ, s bodem vzplanutí 23 °C a vyšším	6.1	III	6.1+3	61 274 802	5 L	E1		PP, EP, EX, TOX, A	VE01 VE02	0		
3026	PESTICID - DERIVÁT KUMARINU, KAPALNÝ, TOXICKÝ	6.1	I	6.1	61 274 648 802	0	E5		PP, EP, TOX, A	VE02	2		

(1)	(2)	(3)		(4)	(5)	(6)	(7a)	(7b)	(8)	(9)	(10)	(11)	(12)	(13)
	3.1.2	2.2	2.2	2.1.1.3	5.2.2	3.3	3.4 / 3.5.1.2		3.2.1	8.1.5	7.1.6	7.1.6	7.1.5	3.2.1
Číslo UN / číslo látky	Pojmenování a popis	Třída	Klasifikační kód	Obalová skupina	Bezpečnostní značka	Zvláštní ustanovení	Omezená a vyňatá množství	Přeprava schválená	Požadovaná výbava	Větrání	Opatření během naložky / vykládky / přepravy	Počet kuželů / světel	Dodatečné požadavky / poznámky	
3026	PESTICID - DERIVÁT KUMARINU, KAPALNÝ, TOXICKÝ	6.1	T6	II	6.1	61 274 648 802	100 ml E4		PP, EP, TOX, A	VE02		2		
3026	PESTICID - DERIVÁT KUMARINU, KAPALNÝ, TOXICKÝ	6.1	T6	III	6.1	61 274 648 802	5 L E1		PP, EP, TOX, A	VE02		0		
3027	PESTICID - DERIVÁT KUMARINU, TUHÝ, TOXICKÝ	6.1	T7	I	6.1	61 274 648 802	0 E5		PP, EP			2		
3027	PESTICID - DERIVÁT KUMARINU, TUHÝ, TOXICKÝ	6.1	T7	II	6.1	61 274 648 802	500 g E4		PP, EP			2		
3027	PESTICID - DERIVÁT KUMARINU, TUHÝ, TOXICKÝ	6.1	T7	III	6.1	61 274 648 802	5 kg E1		PP, EP			0		
3028	AKUMULATORY (BATERIE), SUCHÉ, OBSAHUJÍCÍ TUHÝ HYDROXID DRASELNÝ	8	C11		8	295 304 598	2 kg E0		PP, EP			0		
3048	PESTICID - FOSFID HLINIKU	6.1	T7	I	6.1	153 648 802	0 E0		PP, EP			2		
3054	CYKLOHEXANTHIOL (CYKLOHEXYLMERKAPTAN)	3	F1	III	3		5 L E1		PP, EX, A	VE01		0		
3055	2-(2-AMINOETHOXY)-ETHANOL	8	C7	III	8		5 L E1		PP, EP			0		
3056	n-HEPTALDEHYD	3	F1	III	3		5 L E1		PP, EX, A	VE01		0		
3057	TRIFLUORACETYLCHLORID	2	2TC		2.3+8		0 E0		PP, EP, TOX, A	VE02		2		

(1)	(2)	(3)	(4)	(5)	(6)	(7a)	(7b)	(8)	(9)	(10)	(11)	(12)	(13)
	3.1.2	2.2	2.2	2.1.1.3	5.2.2	3.3	3.4 / 3.5.1.2	3.2.1	8.1.5	7.1.6	7.1.6	7.1.5	3.2.1
Číslo UN / číslo látky	Pojmenování a popis	Třída	Klasifikační kód	Obalová skupina	Bezpečnostní značka	Zvláštní ustanovení	Omezená a vyňatá množství	Přeprava schválená	Požadovaná výbava	Větrání	Opatření během naložky / vykládky / přepravy	Počet kuželů / světel	Dodatečné požadavky / poznámky
3064	NITROGLYCERIN, ROZTOK V ALKOHOLU, s více než 1 %, ale nejvýše 5 %	3	D	II	3	359	0	E0	PP, EX, A	VE01		1	
3065	NÁPOJE ALKOHOLICKÉ, s obsahem více než 70 % obj. alkoholu	3	F1	II	3		5 L	E2	PP, EX, A	VE01		1	
3065	NÁPOJE ALKOHOLICKÉ, s více než 24 % obj., ale nejvýše 70 % obj. alkoholu	3	F1	III	3	144 145 247	5 L	E1	PP, EX, A	VE01		0	
3066	BARVA (včetně laků, emulzí, mořidel, šelaku a fermezí, leštidel a kapalných základových složek laků) nebo LÁTKA POMOCNÁ K VÝROBĚ BAREV (včetně ředidel a složek odstraňovačů)	8	C9	II	8	163 367	1 L	E2	PP, EP			0	
3066	BARVA (včetně laků, emulzí, mořidel, šelaku a fermezí, leštidel a kapalných základových složek laků) nebo LÁTKA POMOCNÁ K VÝROBĚ BAREV (včetně ředidel a složek odstraňovačů)	8	C9	III	8	163 367	5 L	E1	PP, EP			0	
3070	ETHYLENOXID A DICHLORDIFLUORMETHAN, SMĚS, s nejvýše 12,5 % ethylenoxidu	2	2A		2.2	660 662	120 ml	E1	PP			0	
3071	THIOLY (merkaptany), KAPALNÉ, TOXICKÉ, HOŘLAVÉ, J.N. nebo SMĚSI THIOLŮ (merkaptanů), KAPALNÉ, TOXICKÉ, HOŘLAVÉ, J.N.	6.1	TF1	II	6.1+3	274 802	100 ml	E4	PP, EP, EX, TOX, A	VE01, VE02		2	
3072	PROSTŘEDKY ZACHRANĚNÉ, NIKOLI SAMONAFUKOVACÍ, které obsahují nebezpečné látky jako výbavu	9	M5		9	296 635	0	E0	PP			0	
3073	VINYLPYRIDINY, STABILIZOVANÉ	6.1	TFC	II	6.1+3+8	802 386	100 ml	E4	PP, EP, EX, TOX, A	VE01, VE02		2	

(1)	(2)	(3)	(4)	(5)	(6)	(7a)	(7b)	(8)	(9)	(10)	(11)	(12)	(13)
	3.1.2	2.2	2.1.1.3	5.2.2	3.3	3.4 / 3.5.1.2	3.2.1	8.1.5	7.1.6	7.1.5	3.2.1		
Číslo UN / číslo látky	Pojmenování a popis	Třída	Klasifikační kód	Obalová skupina	Bezpečnostní značka	Zvláštní ustanovení	Omezená a vyňatá množství	Přepava schválená	Požadovaná výbava	Větrání	Opatření během naložky / vykládky / přepravy	Počet kuželů / světel	Dodatečné požadavky / poznámky
3077	LÁTKA OHROŽUJÍCÍ ŽIVOTNÍ PROSTŘEDÍ, TUHÁ, J.N.	9	M7	III	9	274 335 601 375	5 kg E1	T* B**	PP A***			0	* Jen v roztaveném stavu. ** K přepravě ve volně loženém stavu viz též 7.1.4.1. *** Jen v případě přepravy ve volně loženém stavu.
3078	CER, třísky nebo krupice	4.3	W2	II	4.3	550	500 g E2		PP, EX, A	VE01	HA08	0	
3079	METHAKRYLONITRIL, STABILIZOVANÝ	6.1	TF1	I	6.1+3	354 802 386	0 E0	T	PP, EP, EX, TOX, A	VE01 VE02		2	
3080	ISOKYANÁTY, TOXICKÉ, HOŘLAVÉ, J.N. nebo ISOKYANÁT, ROZTOK, TOXICKÝ, HOŘLAVÝ, J.N.	6.1	TF1	II	6.1+3	274 551 802	100 ml E4		PP, EP, EX, TOX, A	VE01 VE02		2	
3082	LÁTKA OHROŽUJÍCÍ ŽIVOTNÍ PROSTŘEDÍ, KAPALNÁ, J.N.	9	M6	III	9	274 375 335 601	5 L E1	T	PP			0	
3083	PERCHLORYLFUORID	2	2TO		2.3+5.1		0 E0		PP, EP, TOX, A	VE02		2	
3084	LÁTKA ŽÍRAVÁ, TUHÁ, PODPORUJÍCÍ HOŘENÍ, J.N.	8	CO2	I	8+5.1	274	0 E0		PP, EP			0	
3084	LÁTKA ŽÍRAVÁ, TUHÁ, PODPORUJÍCÍ HOŘENÍ, J.N.	8	CO2	II	8+5.1	274	1 kg E2		PP, EP			0	
3085	LÁTKA PODPORUJÍCÍ HOŘENÍ, TUHÁ, ŽÍRAVÁ, J.N.	5.1	OC2	I	5.1+8	274	0 E0		PP, EP			0	

(1)	(2)	(3)	(4)	(5)	(6)	(7a)	(7b)	(8)	(9)	(10)	(11)	(12)	(13)
Číslo UN / číslo látky	Pojmenování a popis 3.1.2	Třída 2.2	Klasifikační kód 2.2	Obalová skupina 2.1.1.3	Bezpečnostní značka 5.2.2	Zvláštní ustanovení 3.3	Omezená a vyňatá množství 3.4 / 3.5.1.2	Přeprava schválená 3.2.1	Požadovaná výbava 8.1.5	Větrání 7.1.6	Opatření během nakládky / vykládky / přepravy 7.1.6	Počet kuželů / světel 7.1.5	Dodatečné požadavky / poznámky 3.2.1
3085	LÁTKA PODPORUJÍCÍ HOŘENÍ, TUHÁ, ŽÍRAVÁ, J.N.	5.1	OC2	II	5.1+8	274	1 kg	E2	PP, EP			0	
3085	LÁTKA PODPORUJÍCÍ HOŘENÍ, TUHÁ, ŽÍRAVÁ, J.N.	5.1	OC2	III	5.1+8	274	5 kg	E1	PP, EP			0	
3086	LÁTKA TOXICKÁ, TUHÁ, PODPORUJÍCÍ HOŘENÍ, J.N.	6.1	TO2	I	6.1+5.1	274 802	0	E5	PP, EP			2	
3086	LÁTKA TOXICKÁ, TUHÁ, PODPORUJÍCÍ HOŘENÍ, J.N.	6.1	TO2	II	6.1+5.1	274 802	500 g	E4	PP, EP			2	
3087	LÁTKA PODPORUJÍCÍ HOŘENÍ, TUHÁ, TOXICKÁ, J.N.	5.1	OT2	I	5.1+6.1	274 802	0	E0	PP, EP			2	
3087	LÁTKA PODPORUJÍCÍ HOŘENÍ, TUHÁ, TOXICKÁ, J.N.	5.1	OT2	II	5.1+6.1	274 802	1 kg	E2	PP, EP			2	
3087	LÁTKA PODPORUJÍCÍ HOŘENÍ, TUHÁ, TOXICKÁ, J.N.	5.1	OT2	III	5.1+6.1	274 802	5 kg	E1	PP, EP			0	
3088	LÁTKA SCHOPNÁ SAMOOHŘEVU, TUHÁ, ORGANICKÁ, J.N.	4.2	S2	II	4.2	274	0	E2	PP			0	
3088	LÁTKA SCHOPNÁ SAMOOHŘEVU, TUHÁ, ORGANICKÁ, J.N.	4.2	S2	III	4.2	274 665	0	E1	PP			0	
3089	PRÁŠEK KOVOVÝ, HOŘLAVÝ, J.N.	4.1	F3	II	4.1	552	1 kg	E2	PP			1	
3089	PRÁŠEK KOVOVÝ, HOŘLAVÝ, J.N.	4.1	F3	III	4.1	552	5 kg	E1	PP			0	
3090	BATERIE LITHIOVÉ KOVOVÉ (včetně baterií ze slitin lithia)	9	M4		9A	188 230 310 387 636 376 377	0	E0	PP			0	

(1)	(2)	(3)		(4)	(5)	(6)	(7a)	(7b)	(8)	(9)	(10)	(11)	(12)	(13)
	3.1.2	2.2		2.1.1.3	5.2.2	3.3	3.4 / 3.5.1.2	3.2.1	8.1.5	7.1.6		7.1.6	7.1.5	3.2.1
Číslo UN / číslo látky	Pojmenování a popis	Třída	Klasifikační kód	Obalová skupina	Bezpečnostní značka	Zvláštní ustanovení	Omezená a vyňatá množství	Přeprava schválená	Požadovaná výbava	Větrání	Opatření během naložky / vykládky / přepravy	Počet kuželů / světel	Dodatečné požadavky / poznámky	
3091	BATERIE LITHIOVÉ KOVOVÉ OBSAŽENÉ V ZAŘÍZENÍ nebo BATERIE LITHIOVÉ KOVOVÉ BALENÉ SE ZAŘÍZENÍM (včetně baterií ze slitin lithia)	9	M4		9A	188 230 310 360 387 376 377 670	0 E0		PP			0		
3092	1-METHOXY-2-PROPANOL	3	F1	III	3		5 L E1	T	PP, EX, A	VE01		0		
3093	LÁTKA ŽÍRAVÁ, KAPALNÁ, PODPORUJÍCÍ HOŘENÍ, J.N.	8	CO1	I	8+5.1	274	0 E0		PP, EP			0		
3093	LÁTKA ŽÍRAVÁ, KAPALNÁ, PODPORUJÍCÍ HOŘENÍ, J.N.	8	CO1	II	8+5.1	274	1 L E2		PP, EP			0		
3094	LÁTKA ŽÍRAVÁ, KAPALNÁ, REAGUJÍCÍ S VODOU, J.N.	8	CW1	I	8+4.3	274	0 E0		PP, EP			0		
3094	LÁTKA ŽÍRAVÁ, KAPALNÁ, REAGUJÍCÍ S VODOU, J.N.	8	CW1	II	8+4.3	274	1 L E2		PP, EP			0		
3095	LÁTKA ŽÍRAVÁ, TUHÁ, SCHOPNÁ SAMOOHŘEVU, J.N.	8	CS2	I	8+4.2	274	0 E0		PP, EP			0		
3095	LÁTKA ŽÍRAVÁ, TUHÁ, SCHOPNÁ SAMOOHŘEVU, J.N.	8	CS2	II	8+4.2	274	1 kg E2		PP, EP			0		
3096	LÁTKA ŽÍRAVÁ, TUHÁ, REAGUJÍCÍ S VODOU, J.N.	8	CW2	I	8+4.3	274	0 E0		PP, EP			0		
3096	LÁTKA ŽÍRAVÁ, TUHÁ, REAGUJÍCÍ S VODOU, J.N.	8	CW2	II	8+4.3	274	1 kg E2		PP, EP			0		
3097	LÁTKA HOŘLAVÁ, TUHÁ, PODPORUJÍCÍ HOŘENÍ, J.N.	4.1	FO					Přeprava zakázána						
3098	LÁTKA PODPORUJÍCÍ HOŘENÍ, KAPALNÁ, ŽÍRAVÁ, J.N.	5.1	OC1	I	5.1+8	274	0 E0		PP, EP			0		
3098	LÁTKA PODPORUJÍCÍ HOŘENÍ, KAPALNÁ, ŽÍRAVÁ, J.N.	5.1	OC1	II	5.1+8	274	1 L E2		PP, EP			0		



(1)	(2)	(3)	(4)	(5)	(6)	(7a)	(7b)	(8)	(9)	(10)	(11)	(12)	(13)
Číslo UN / číslo látky	Pojmenování a popis 3.1.2	Třída 2.2	Klasifikační kód 2.2	Obalová skupina 2.1.1.3	Bezpečnostní značka 5.2.2	Zvláštní ustanovení 3.3	Omezená a vyňatá množství 3.4 / 3.5.1.2	Přeprava schválená 3.2.1	Požadovaná výbava 8.1.5	Větrání 7.1.6	Opatření během naložky / vykládky / přepravy 7.1.6	Počet kuželů / světel 7.1.5	Dodatečné požadavky / poznámky 3.2.1
3098	LÁTKA PODPORUJÍCÍ HOŘENÍ, KAPALNÁ, ŽIRAVÁ, J.N.	5.1	OC1	III	5.1+8	274	5 L	E1	PP, EP			0	
3099	LÁTKA PODPORUJÍCÍ HOŘENÍ, KAPALNÁ, TOXICKÁ, J.N.	5.1	OT1	I	5.1+6.1	274 802	0	E0	PP, EP, TOX, A	VE02		2	
3099	LÁTKA PODPORUJÍCÍ HOŘENÍ, KAPALNÁ, TOXICKÁ, J.N.	5.1	OT1	II	5.1+6.1	274 802	1 L	E2	PP, EP, TOX, A	VE02		2	
3099	LÁTKA PODPORUJÍCÍ HOŘENÍ, KAPALNÁ, TOXICKÁ, J.N.	5.1	OT1	III	5.1+6.1	274 802	5 L	E1	PP, EP, TOX, A	VE02		0	
3100	LÁTKA PODPORUJÍCÍ HOŘENÍ, TUHÁ, SCHOPNÁ SAMOOHŘEVU, J.N.	5.1	OS						Přeprava zakázána				
3101	PEROXID, ORGANICKÝ, TYP B, KAPALNÝ	5.2	P1		5.2+1	122 181 274	25 ml	E0	PP, EX, A	VE01	HA01, HA10	3	
3102	PEROXID, ORGANICKÝ, TYP B, TUHÝ	5.2	P1		5.2+1	122 181 274	100 g	E0	PP, EX, A	VE01	HA01, HA10	3	
3103	PEROXID, ORGANICKÝ, TYP C, KAPALNÝ	5.2	P1		5.2	122 274	25 ml	E0	PP, EX, A	VE01		0	
3104	PEROXID, ORGANICKÝ, TYP C, TUHÝ	5.2	P1		5.2	122 274	100 g	E0	PP, EX, A	VE01		0	
3105	PEROXID, ORGANICKÝ, TYP D, KAPALNÝ	5.2	P1		5.2	122 274	125 ml	E0	PP, EX, A	VE01		0	
3106	PEROXID, ORGANICKÝ, TYP D, TUHÝ	5.2	P1		5.2	122 274	500 g	E0	PP, EX, A	VE01		0	
3107	PEROXID, ORGANICKÝ, TYP E, KAPALNÝ	5.2	P1		5.2	122 274	125 ml	E0	PP, EX, A	VE01		0	
3108	PEROXID, ORGANICKÝ, TYP E, TUHÝ	5.2	P1		5.2	122 274	500 g	E0	PP, EX, A	VE01		0	
3109	PEROXID, ORGANICKÝ, TYP F, KAPALNÝ	5.2	P1		5.2	122 274	125 ml	E0	PP, EX, A	VE01		0	
3110	PEROXID, ORGANICKÝ, TYP F, TUHÝ	5.2	P1		5.2	122 274	500 g	E0	PP, EX, A	VE01		0	

(1)	(2)	(3)	(4)	(5)	(6)	(7a)	(7b)	(8)	(9)	(10)	(11)	(12)	(13)
Číslo UN / číslo látky	Pojmenování a popis 3.1.2	2.2 Třída	2.2 Klasifikační kód	2.1.1.3 Obalová skupina	5.2.2 Bezpečnostní značka	3.3 Zvláštní ustanovení	3.4 / 3.5.1.2 Omezená a vyňatá množství	3.2.1 Přeprava schválená	8.1.5 Požadovaná výbava	7.1.6 Větrání	7.1.6 Opatření během naložky / vykládky / přepravy	7.1.5 Počet kuželů / světél	Dodatečné požadavky / poznámky 3.2.1
3111	PEROXID, ORGANICKÝ, TYP B, KAPALNÝ, S ŘÍZENÍM TEPLoty	5.2	P2		5.2+1	122 181 274	0	E0	PP, EX, A	VE01	HA01, HA10	3	
3112	PEROXID, ORGANICKÝ, TYP B, TUHÝ, S ŘÍZENÍM TEPLoty	5.2	P2		5.2+1	122 181 274	0	E0	PP, EX, A	VE01	HA01, HA10	3	
3113	PEROXID, ORGANICKÝ, TYP C, KAPALNÝ, S ŘÍZENÍM TEPLoty	5.2	P2		5.2	122 274	0	E0	PP, EX, A	VE01		0	
3114	PEROXID, ORGANICKÝ, TYP C, TUHÝ, S ŘÍZENÍM TEPLoty	5.2	P2		5.2	122 274	0	E0	PP, EX, A	VE01		0	
3115	PEROXID, ORGANICKÝ, TYP D, KAPALNÝ, S ŘÍZENÍM TEPLoty	5.2	P2		5.2	122 274	0	E0	PP, EX, A	VE01		0	
3116	PEROXID, ORGANICKÝ, TYP D, TUHÝ, S ŘÍZENÍM TEPLoty	5.2	P2		5.2	122 274	0	E0	PP, EX, A	VE01		0	
3117	PEROXID, ORGANICKÝ, TYP E, KAPALNÝ, S ŘÍZENÍM TEPLoty	5.2	P2		5.2	122 274	0	E0	PP, EX, A	VE01		0	
3118	PEROXID, ORGANICKÝ, TYP E, TUHÝ, S ŘÍZENÍM TEPLoty	5.2	P2		5.2	122 274	0	E0	PP, EX, A	VE01		0	
3119	PEROXID, ORGANICKÝ, TYP F, KAPALNÝ, S ŘÍZENÍM TEPLoty	5.2	P2		5.2	122 274	0	E0	PP, EX, A	VE01		0	
3120	PEROXID, ORGANICKÝ, TYP F, TUHÝ, S ŘÍZENÍM TEPLoty	5.2	P2		5.2	122 274	0	E0	PP, EX, A	VE01		0	
3121	LÁTKA PODPORUJÍCÍ HOŘENÍ, TUHÁ, REAGUJÍCÍ S VODOU, J.N.	5.1	OW						Přeprava zakázána				
3122	LÁTKA TOXICKÁ, KAPALNÁ, PODPORUJÍCÍ HOŘENÍ, J.N.	6.1	TO1	I	6.1+5.1	274 315 802	0	E0	PP, EP, TOX, A	VE02		2	
3122	LÁTKA TOXICKÁ, KAPALNÁ, PODPORUJÍCÍ HOŘENÍ, J.N.	6.1	TO1	II	6.1+5.1	274 802	100 ml	E4	PP, EP, TOX, A	VE02		2	
3123	LÁTKA TOXICKÁ, KAPALNÁ, REAGUJÍCÍ S VODOU, J.N.	6.1	TW1	I	6.1+4.3	274 315 802	0	E0	PP, EP, TOX, A	VE02		2	

(1)	(2)	(3)	(4)	(5)	(6)	(7a)	(7b)	(8)	(9)	(10)	(11)	(12)	(13)
Číslo UN / číslo látky	Pojmenování a popis 3.1.2	Třída 2.2	Klasifikační kód 2.2	Obalová skupina 2.1.1.3	Bezpečnostní značka 5.2.2	Zvláštní ustanovení 3.3	Omezená a vyňatá množství 3.4 / 3.5.1.2	Přeprava schválená 3.2.1	Požadovaná výbava 8.1.5	Větrání 7.1.6	Opatření během naložky / vykládky / přepravy 7.1.6	Počet kuželů / světel 7.1.5	Dodatečné požadavky / poznámky 3.2.1
3123	LÁTKA TOXICKÁ, KAPALNÁ, REAGUJÍCÍ S VODOU, J.N.	6.1	TW1	II	6.1+4.3	274 802	100 ml E4		PP, EP, TOX, A	VE02		2	
3124	LÁTKA TOXICKÁ, TUHÁ, SCHOPNÁ SAMOOHŘEVU, J.N.	6.1	TS	I	6.1+4.2	274 802	0 E5		PP, EP			2	
3124	LÁTKA TOXICKÁ, TUHÁ, SCHOPNÁ SAMOOHŘEVU, J.N.	6.1	TS	II	6.1+4.2	274 802	0 E4		PP, EP			2	
3125	LÁTKA TOXICKÁ, TUHÁ, REAGUJÍCÍ S VODOU, J.N.	6.1	TW2	I	6.1+4.3	274 802	0 E5		PP, EP			2	
3125	LÁTKA TOXICKÁ, TUHÁ, REAGUJÍCÍ S VODOU, J.N.	6.1	TW2	II	6.1+4.3	274 802	500 g E4		PP, EP			2	
3126	LÁTKA SCHOPNÁ SAMOOHŘEVU, TUHÁ, ŽÍRAVÁ, ORGANICKÁ, J.N.	4.2	SC2	II	4.2+8	274	0 E2		PP, EP			0	
3126	LÁTKA SCHOPNÁ SAMOOHŘEVU, TUHÁ, ŽÍRAVÁ, ORGANICKÁ, J.N.	4.2	SC2	III	4.2+8	274	0 E1		PP, EP			0	
3127	LÁTKA SCHOPNÁ SAMOOHŘEVU, TUHÁ, PODPORUJÍCÍ HOŘENÍ, J.N.	4.2	SO						Přeprava zakázána				
3128	LÁTKA SCHOPNÁ SAMOOHŘEVU, TUHÁ, TOXICKÁ, ORGANICKÁ, J.N.	4.2	ST2	II	4.2+6.1	274 802	0 E2		PP, EP			2	
3128	LÁTKA SCHOPNÁ SAMOOHŘEVU, TUHÁ, TOXICKÁ, ORGANICKÁ, J.N.	4.2	ST2	III	4.2+6.1	274 802	0 E1		PP, EP			0	
3129	LÁTKA REAGUJÍCÍ S VODOU, KAPALNÁ, ŽÍRAVÁ, J.N.	4.3	WC1	I	4.3+8	274	0 E0		PP, EP, EX, A	VE01	HA08	0	
3129	LÁTKA REAGUJÍCÍ S VODOU, KAPALNÁ, ŽÍRAVÁ, J.N.	4.3	WC1	II	4.3+8	274	500 ml E0		PP, EP, EX, A	VE01	HA08	0	
3129	LÁTKA REAGUJÍCÍ S VODOU, KAPALNÁ, ŽÍRAVÁ, J.N.	4.3	WC1	III	4.3+8	274	1 L E1		PP, EP, EX, A	VE01	HA08	0	
3130	LÁTKA REAGUJÍCÍ S VODOU, KAPALNÁ, TOXICKÁ, J.N.	4.3	WT1	I	4.3+6.1	274 802	0 E0		PP, EP, EX, TOX, A	VE01	HA08	2	
3130	LÁTKA REAGUJÍCÍ S VODOU, KAPALNÁ, TOXICKÁ, J.N.	4.3	WT1	II	4.3+6.1	274 802	500 ml E0		PP, EP, EX, TOX, A	VE01	HA08	2	

(1)	(2)	(3)	(4)	(5)	(6)	(7a)	(7b)	(8)	(9)	(10)	(11)	(12)	(13)
Číslo UN / číslo látky	Pojmenování a popis 3.1.2	Třída 2.2	Klasifikační kód 2.2	Obalová skupina 2.1.1.3	Bezpečnostní značka 5.2.2	Zvláštní ustanovení 3.3	Omezená a vyňatá množství 3.4 / 3.5.1.2	Přeprava schválená 3.2.1	Požadovaná výbava 8.1.5	Větrání 7.1.6	Opatření během naložky / vykládky / přepravy 7.1.6	Počet kuželů / světel 7.1.5	Dodatečné požadavky / poznámky 3.2.1
3130	LÁTKA REAGUJÍCÍ S VODOU, KAPALNÁ, TOXICKÁ, J.N.	4.3	WT1	III	4.3+6.1	274 802	1 L	E1	PP, EP, EX, TOX, A	VE01 VE02	HA08	0	
3131	LÁTKA REAGUJÍCÍ S VODOU, TUHÁ, ŽIRAVÁ, J.N.	4.3	WC2	I	4.3+8	274	0	E0	PP, EP, EX, A	VE01	HA08	0	
3131	LÁTKA REAGUJÍCÍ S VODOU, TUHÁ, ŽIRAVÁ, J.N.	4.3	WC2	II	4.3+8	274	500 g	E2	PP, EP, EX, A	VE01	HA08	0	
3131	LÁTKA REAGUJÍCÍ S VODOU, TUHÁ, ŽIRAVÁ, J.N.	4.3	WC2	III	4.3+8	274	1 kg	E1	PP, EP, EX, A	VE01	HA08	0	
3132	LÁTKA REAGUJÍCÍ S VODOU, TUHÁ, HOŘLAVÁ, J.N.	4.3	WF2	I	4.3 + 4.1	274	0	E0	PP, EX, A	VE01	HA08	1	
3132	LÁTKA REAGUJÍCÍ S VODOU, TUHÁ, HOŘLAVÁ, J.N.	4.3	WF2	II	4.3 + 4.1	274	500 g	E2	PP, EX, A	VE01	HA08	1	
3132	LÁTKA REAGUJÍCÍ S VODOU, TUHÁ, HOŘLAVÁ, J.N.	4.3	WF2	III	4.3 + 4.1	274	1 kg	E1	PP, EX, A	VE01	HA08	0	
3133	LÁTKA REAGUJÍCÍ S VODOU, TUHÁ, PODPORUJÍCÍ HOŘENÍ, J.N.	4.3	WO										
3134	LÁTKA REAGUJÍCÍ S VODOU, TUHÁ, TOXICKÁ, J.N.	4.3	WT2	I	4.3+6.1	274 802	0	E0	PP, EP, EX, TOX, A	VE01	HA08	2	
3134	LÁTKA REAGUJÍCÍ S VODOU, TUHÁ, TOXICKÁ, J.N.	4.3	WT2	II	4.3+6.1	274 802	500 g	E2	PP, EP, EX, TOX, A	VE01	HA08	2	
3134	LÁTKA REAGUJÍCÍ S VODOU, TUHÁ, TOXICKÁ, J.N.	4.3	WT2	III	4.3+6.1	274 802	1 kg	E1	PP, EP, EX, TOX, A	VE01	HA08	0	
3135	LÁTKA REAGUJÍCÍ S VODOU, TUHÁ, SCHOPNÁ SAMOOHŘEVU, J.N.	4.3	WS	I	4.3+4.2	274	0	E0	PP, EX, A	VE01	HA08	0	
3135	LÁTKA REAGUJÍCÍ S VODOU, TUHÁ, SCHOPNÁ SAMOOHŘEVU, J.N.	4.3	WS	II	4.3+4.2	274	0	E2	PP, EX, A	VE01	HA08	0	
3135	LÁTKA REAGUJÍCÍ S VODOU, TUHÁ, SCHOPNÁ SAMOOHŘEVU, J.N.	4.3	WS	III	4.3+4.2	274	0	E1	PP, EX, A	VE01	HA08	0	

(1)	(2)	(3)	(4)	(5)	(6)	(7a)	(7b)	(8)	(9)	(10)	(11)	(12)	(13)
	3.1.2	2.2	2.2	2.1.1.3	5.2.2	3.3	3.4 / 3.5.1.2	3.2.1	8.1.5	7.1.6	7.1.6	7.1.5	3.2.1
Číslo UN / číslo látky	Pojmenování a popis	Třída	Klasifikační kód	Obalová skupina	Bezpečnostní značka	Zvláštní ustanovení	Omezená a vyňatá množství	Přeprava schválená	Požadovaná výbava	Větrání	Opatření během naložky / vykládky / přepravy	Počet kuželů / světel	Dodatečné požadavky / poznámky
3136	TRIFLUORMETHAN, HLUBOCE ZCHLAZENÝ, KAPALNÝ	2	3A		2.2	593	120 ml	E1	PP			0	
3137	LÁTKA PODPORUJÍCÍ HOŘENÍ, TUHÁ, HOŘLAVÁ, J.N.	5.1	OF						Přeprava zakázána				
3138	ETHYLEN, ACETYLEN A PROPYLEN, SMĚS, HLUBOCE ZCHLAZENÁ, KAPALNÁ, obsahující nejméně 71,5 % ethylenu, nejvíce 22,5 % acetylenu a nejvíce 6 % propylenu	2	3F		2.1		0	E0		PP, EX, A	VE01	1	
3139	LÁTKA PODPORUJÍCÍ HOŘENÍ, KAPALNÁ, J.N.	5.1	O1	I	5.1	274	0	E0	PP			0	
3139	LÁTKA PODPORUJÍCÍ HOŘENÍ, KAPALNÁ, J.N.	5.1	O1	II	5.1	274	1 L	E2	PP			0	
3139	LÁTKA PODPORUJÍCÍ HOŘENÍ, KAPALNÁ, J.N.	5.1	O1	III	5.1	274	5 L	E1	PP			0	
3140	ALKALOIDY, KAPALNÉ, J.N. nebo SOLI ALKALOIDŮ, KAPALNÉ, J.N.	6.1	T1	I	6.1	43 274 802	0	E5	PP, EP, TOX, A	VE02		2	
3140	ALKALOIDY, KAPALNÉ, J.N. nebo SOLI ALKALOIDŮ, KAPALNÉ, J.N.	6.1	T1	II	6.1	43 274 802	100 ml	E4	PP, EP, TOX, A	VE02		2	
3140	ALKALOIDY, KAPALNÉ, J.N. nebo SOLI ALKALOIDŮ, KAPALNÉ, J.N.	6.1	T1	III	6.1	43 274 802	5 L	E1	PP, EP, TOX, A	VE02		0	
3141	SLOUČENINA ANTIMONU, ANORGANICKÁ, KAPALNÁ, J.N.	6.1	T4	III	6.1	45 274 512 802	5 L	E1	PP, EP, TOX, A	VE02		0	
3142	PROSTŘEDEK DEZINFEKČNÍ, KAPALNÝ, TOXICKÝ, J.N.	6.1	T1	I	6.1	274 802	0	E5	PP, EP, TOX, A	VE02		2	
3142	PROSTŘEDEK DEZINFEKČNÍ, KAPALNÝ, TOXICKÝ, J.N.	6.1	T1	II	6.1	274 802	100 ml	E4	PP, EP, TOX, A	VE02		2	

(1)	(2)	(3)	(4)	(5)	(6)	(7a)	(7b)	(8)	(9)	(10)	(11)	(12)	(13)
Číslo UN / číslo látky	Pojmenování a popis 3.1.2	Třída 2.2	Klasifikační kód 2.2	Obalová skupina 2.1.1.3	Bezpečnostní značka 5.2.2	Zvláštní ustanovení 3.3	Omezená a vyňatá množství 3.4 / 3.5.1.2	Přeprava schválená 3.2.1	Požadovaná výbava 8.1.5	Větrání 7.1.6	Opatření během naložky / vykládky / přepravy 7.1.6	Počet kuželů / světel 7.1.5	Dodatečné požadavky / poznámky 3.2.1
3142	PROSTŘEDEK DEZINFEKČNÍ, KAPALNÝ, TOXICKÝ, J.N.	6.1	T1	III	6.1	274 802	5 L E1		PP, EP, TOX, A	VE02		0	
3143	BARVIVO, TUHÉ, TOXICKÉ, J.N. nebo MEZIPRODUKT PŘI VÝROBĚ BARVIV, TUHÝ, TOXICKÝ, J.N.	6.1	T2	I	6.1	274 802	0 E5		PP, EP			2	
3143	BARVIVO, TUHÉ, TOXICKÉ, J.N. nebo MEZIPRODUKT PŘI VÝROBĚ BARVIV, TUHÝ, TOXICKÝ, J.N.	6.1	T2	II	6.1	274 802	500 g E4		PP, EP			2	
3143	BARVIVO, TUHÉ, TOXICKÉ, J.N. nebo MEZIPRODUKT PŘI VÝROBĚ BARVIV, TUHÝ, TOXICKÝ, J.N.	6.1	T2	III	6.1	274 802	5 kg E1		PP, EP			0	
3144	SLOUČENINA NIKOTINU, KAPALNÁ, J.N. nebo PŘÍPRAVKY NIKOTINOVÉ, KAPALNÉ, J.N.	6.1	T1	I	6.1	43 274 802	0 E5		PP, EP, TOX, A	VE02		2	
3144	SLOUČENINA NIKOTINU, KAPALNÁ, J.N. nebo PŘÍPRAVKY NIKOTINOVÉ, KAPALNÉ, J.N.	6.1	T1	II	6.1	43 274 802	100 ml E4		PP, EP, TOX, A	VE02		2	
3144	SLOUČENINA NIKOTINU, KAPALNÁ, J.N. nebo PŘÍPRAVKY NIKOTINOVÉ, KAPALNÉ, J.N.	6.1	T1	III	6.1	43 274 802	5 L E1		PP, EP, TOX, A	VE02		0	
3145	ALKYLFENOLY, KAPALNÉ, J.N. (včetně homologů C2-C12)	8	C3	I	8		0 E0		PP, EP			0	
3145	ALKYLFENOLY, KAPALNÉ, J.N. (včetně homologů C2-C12)	8	C3	II	8		1 L E2	T	PP, EP			0	
3145	ALKYLFENOLY, KAPALNÉ, J.N. (včetně homologů C2-C12)	8	C3	III	8		5 L E1	T	PP, EP			0	
3146	SLOUČENINA CINU, ORGANICKÁ, TUHÁ, J.N.	6.1	T3	I	6.1	43 274 802	0 E5		PP, EP			2	
3146	SLOUČENINA CINU, ORGANICKÁ, TUHÁ, J.N.	6.1	T3	II	6.1	43 274 802	500 g E4		PP, EP			2	

(1)	(2)	(3)	(4)	(5)	(6)	(7a)	(7b)	(8)	(9)	(10)	(11)	(12)	(13)
	3.1.2	2.2	2.1.1.3	5.2.2	3.3	3.4 / 3.5.1.2		3.2.1	8.1.5	7.1.6		7.1.5	3.2.1
Číslo UN / číslo látky	Pojmenování a popis	Třída	Obalová skupina	Bezpečnostní značka	Zvláštní ustanovení	Omezená a vyňatá množství		Přeprava schválená	Požadovaná výbava	Větrání	Opatření během nakládky / vykládky / přepravy	Počet kuželů / světel	Dodatečné požadavky / poznámky
3146	SLOUČENINA CÍNU, ORGANICKÁ, TUHÁ, J.N.	6.1	III	6.1	43 274 802	5 kg E1			PP, EP			0	
3147	BARVIVO, TUHÉ, ŽÍRAVÉ, J.N. nebo MEZIPRODUKT PŘI VÝROBĚ BARVIV, TUHÝ, ŽÍRAVÝ, J.N.	8	I	8	274	0 E0			PP, EP			0	
3147	BARVIVO, TUHÉ, ŽÍRAVÉ, J.N. nebo MEZIPRODUKT PŘI VÝROBĚ BARVIV, TUHÝ, ŽÍRAVÝ, J.N.	8	II	8	274	1 kg E2			PP, EP			0	
3147	BARVIVO, TUHÉ, ŽÍRAVÉ, J.N. nebo MEZIPRODUKT PŘI VÝROBĚ BARVIV, TUHÝ, ŽÍRAVÝ, J.N.	8	III	8	274	5 kg E1			PP, EP			0	
3148	LÁTKA REAGUJÍCÍ S VODOU, KAPALNÁ, J.N.	4.3	I	4.3	274	0 E0			PP, EX, A	VE01	HA08	0	
3148	LÁTKA REAGUJÍCÍ S VODOU, KAPALNÁ, J.N.	4.3	II	4.3	274	500 ml E2			PP, EX, A	VE01	HA08	0	
3148	LÁTKA REAGUJÍCÍ S VODOU, KAPALNÁ, J.N.	4.3	III	4.3	274	1 L E1			PP, EX, A	VE01	HA08	0	
3149	PEROXID VODÍKU A KYSELINA PEROCTOVÁ, SMĚS, s kyselinou (kyselinami), vodou a nejvýše 5 % kyseliny peroctové, STABILIZOVANÁ	5.1	II	5.1+8	196 553	1 L E2			PP, EP			0	
3150	PŘÍSTROJE MALÉ, POHÁNĚNÉ PLYNNÝM UHLOVODÍKEM nebo NÁDOBKY S PLYNNÝM UHLOVODÍKEM, OPAKOVANĚ PLNITELNÉ, PRO MALÉ PŘÍSTROJE, s odběrním ventilem	2		2.1		0 E0			PP, EX, A	VE01		1	
3151	POLYHALOGENOVANÉ, KAPALNÉ nebo MONOMETHYLDIFENYLMETHANY HALOGENOVANÉ, KAPALNÉ nebo TERFENYLY POLYHALOGENOVANÉ, KAPALNÉ	9	II	9	203 305 802	1 L E2			PP, EP			0	

(1)	(2)	(3)	(4)	(5)	(6)	(7a)	(7b)	(8)	(9)	(10)	(11)	(12)	(13)
Číslo UN / číslo látky	Pojmenování a popis 3.1.2	2.2 Třída	2.2 Klasifikační kód	2.1.1.3 Obalová skupina	5.2.2 Bezpečnostní značka	3.3 Zvláštní ustanovení	3.4 / 3.5.1.2 Omezená a vyňatá množství	3.2.1 Přeprava schválená	8.1.5 Požadovaná výbava	7.1.6 Větrání	7.1.6 Opatření během naložky / vykládky / přepravy	7.1.5 Počet kuželů / světel	3.2.1 Dodatečné požadavky / poznámky
3152	BIFENYLY POLYHALOGENOVANÉ, TUHÉ nebo MONOMETHYLDIFENYLMETHANY HALOGENOVANÉ, TUHÉ nebo TERFENYLY POLYHALOGENOVANÉ,	9	M2	II	9	203 305 802	1 kg		PP, EP			0	
3153	PERFLUORMETHYLVINYLETHYER	2	2F		2.1	662	0		PP, EX, A	VE01		1	
3154	PERFLUORETHYLVINYLETHYER	2	2F		2.1	662	0		PP, EX, A	VE01		1	
3155	PENTACHLORFENOL	6.1	T2	II	6.1	43 802	500 g		PP, EP			2	
3156	PLYN STLAČENÝ, PODPORUJÍCÍ HOŘENÍ, J.N.	2	1O		2.2+5.1	274 655 662	0		PP			0	
3157	PLYN ZKAPALNĚNÝ, PODPORUJÍCÍ HOŘENÍ, J.N.	2	2O		2.2+5.1	274 662	0		PP			0	
3158	PLYN HLUBOCE ZCHLAZENÝ, KAPALNÝ, J.N.	2	3A		2.2	274 593	120 ml		PP			0	
3159	1,1,1,2-TETRAFLUORETHAN (PLYN JAKO CHLADICÍ PROSTŘEDEK R 134a)	2	2A		2.2	662	120 ml		PP			0	
3160	PLYN ZKAPALNĚNÝ, TOXICKÝ, HOŘLAVÝ, J.N.	2	2TF		2.3+2.1	274	0		PP, EP, EX, TOX, A	VE01, VE02		2	
3161	PLYN ZKAPALNĚNÝ, HOŘLAVÝ, J.N.	2	2F		2.1	274 662	0		PP, EX, A	VE01		1	
3162	PLYN ZKAPALNĚNÝ, TOXICKÝ, J.N.	2	2T		2.3	274	0		PP, EP, TOX, A	VE02		2	
3163	PLYN ZKAPALNĚNÝ, J.N.	2	2A		2.2	274 660 662	120 ml		PP			0	
3164	PŘEDMĚTY POD PNEUMATICKÝM TLAKEM nebo PŘEDMĚTY POD HYDRAULICKÝM TLAKEM (s nehořlavým plynem)	2	6A		2.2	283 594 371	120 ml		PP			0	



(1)	(2)	(3)	(4)	(5)	(6)	(7a)	(7b)	(8)	(9)	(10)	(11)	(12)	(13)
	3.1.2	2.2	2.1.1.3	5.2.2	3.3	3.4 / 3.5.1.2	3.2.1	8.1.5	7.1.6	7.1.5			
Číslo UN / číslo látky	Pojmenování a popis	Třída	Klasifikační kód	Obalová skupina	Bezpečnostní značka	Zvláštní ustanovení	Omezená a vyňatá množství	Přeprava schválená	Požadovaná výbava	Větrání	Opatření během naložky / vykládky / přepravy	Počet kuželů / světel	Dodatečné požadavky / poznámky
3165	NÁDRŽ PALIVOVÁ PRO HYDRAULICKÉ AGREGÁTY LETADEL (obsahující směs bezvodého hydrázinu a methylhydrázinu) (Palivo M86)	3	FTC	I	3+6.1+8	802	0	E0	PP, EP, EX, TOX, A	VE01, VE02		2	
3166	VOZIDLO POHÁNĚNÉ HOŘLAVÝM PLYNEM nebo VOZIDLO POHÁNĚNÉ HOŘLAVOU KAPALINOU nebo VOZIDLO S PALIVOVÝMI ČLÁNKY POHÁNĚNÝ HOŘLAVÝM PLYNEM nebo VOZIDLO S PALIVOVÝMI ČLÁNKY POHÁNĚNÝ HOŘLAVOU KAPALINOU	9	M11			388 665 666 667			PP			0	
3167	VZOREK PLYNU, NESTLAČENÝ, HOŘLAVÝ, J.N., který není hluboce	2	7F		2.1		0	E0	PP, EX, A	VE01		1	
3168	VZOREK PLYNU, NESTLAČENÝ, TOXICKÝ, HOŘLAVÝ, J.N., který není hluboce zchlazený	2	7TF		2.3+2.1		0	E0	PP, EP, EX, TOX, A	VE01, VE02		2	
3169	VZOREK PLYNU, NESTLAČENÝ, TOXICKÝ, J.N., který není hluboce	2	7T		2.3		0	E0	PP, EP, TOX, A	VE02		2	
3170	PRODUKTY VEDLEJŠÍ Z VÝROBY HLINÍKU nebo PRODUKTY VEDLEJŠÍ Z TAVENÍ HLINÍKU	4.3	W2	II	4.3	244	500 g	E2	PP, EX, A	VE01	HA08	0	
3170	PRODUKTY VEDLEJŠÍ Z VÝROBY HLINÍKU nebo PRODUKTY VEDLEJŠÍ Z TAVENÍ HLINÍKU	4.3	W2	III	4.3	244	1 kg	E1	PP, EX, A	VE01, VE03	LO03, HA07, HA08, IN01, IN02, IN03	0	VE03, LO03, HA07, IN01, IN02 a IN03 platí pouze, pokud je tato látka přepravována volně ložená nebo bez obalu

(1)	(2)	(3)	(4)	(5)	(6)	(7a)	(7b)	(8)	(9)	(10)	(11)	(12)	(13)
	3.1.2	2.2	2.1.1.3	5.2.2	3.3	3.4 / 3.5.1.2	3.2.1	8.1.5	7.1.6	7.1.5	3.2.1		
Číslo UN / číslo látky	Pojmenování a popis	Třída	Klasifikační kód	Bezpečnostní značka	Zvláštní ustanovení	Omezená a vyňatá množství	Přeprava schválená	Požadovaná výbava	Větrání	Opatření během nakládky / vykládky / přepravy	Počet kuželů / světel	Dodatečné požadavky / poznámky	
3171	VOZIDLO NA AKUMULÁTOROVÝ POHON nebo PŘÍSTROJ NA AKUMULÁTOROVÝ POHON	9	M11		388 666 667 669			PP			0		
3172	TOXINY, ZÍSKANÉ Z ŽIVÝCH ORGANISMŮ, KAPALNÉ, J.N.	6.1	I	6.1	210 274 802	0	E5	PP, EP, TOX, A	VE02		2		
3172	TOXINY, ZÍSKANÉ Z ŽIVÝCH ORGANISMŮ, KAPALNÉ, J.N.	6.1	II	6.1	210 274 802	100 ml	E4	PP, EP, TOX, A	VE02		2		
3172	TOXINY, ZÍSKANÉ Z ŽIVÝCH ORGANISMŮ, KAPALNÉ, J.N.	6.1	III	6.1	210 274 802	5 L	E1	PP, EP, TOX, A	VE02		0		
3174	SULFID TITANIČITÝ	4.2	III	4.2		0	E1	PP			0		
3175	LÁTKY TUHÉ nebo směsi tuhých látek (jako přípravky a odpady) OBSAHUJÍCÍ HOŘLAVÉ KAPALNÉ LÁTKY, J.N., s bodem vzplanutí nejvýše 60 °C	4.1	II	4.1	216 274 601 800	1 kg	E2	PP, EX, A	VE01 VE03	IN01, IN02	1	VE03, IN01 a IN02 platí pouze, pokud je tato látka přepravována volně ložená nebo bez obalu	
3175	LÁTKY TUHÉ OBSAHUJÍCÍ HOŘLAVÉ KAPALNÉ LÁTKY, ROZTAVENÉ s bodem vzplanutí nejvýše 60 °C (DIALKYL-(C <sub>12</sub> -C <sub>18</sub> )-DIMETYL-AMONNÝ a 2-PROPANOL)	4.1	II	4.1	216 274 601 800	1 kg	E2	PP, EX, A	VE01 VE03	IN01, IN02	1	VE03, IN01 a IN02 platí pouze, pokud je tato látka přepravována volně ložená nebo bez obalu	
3176	LÁTKA HOŘLAVÁ, TUHÁ, ORGANICKÁ, ROZTAVENÁ, J.N.	4.1	II	4.1	274	0	E0	PP			1		

(1)	(2)	(3)	(4)	(5)	(6)	(7a)	(7b)	(8)	(9)	(10)	(11)	(12)	(13)
Číslo UN / číslo látky	Pojmenování a popis 3.1.2	Třída 2.2	Klasifikační kód 2.2	Obalová skupina 2.1.1.3	Bezpečnostní značka 5.2.2	Zvláštní ustanovení 3.3	Omezená a vyňatá množství 3.4 / 3.5.1.2	Přeprava schválená 3.2.1	Požadovaná výbava 8.1.5	Větrání 7.1.6	Opatření během naložky / vykládky / přepravy 7.1.6	Počet kuželů / světel 7.1.5	Dodatečné požadavky / poznámky 3.2.1
3176	LÁTKA HOŘLAVÁ, TUHÁ, ORGANICKÁ, ROZTAVENÁ, J.N.	4.1	F2	III	4.1	274	0	E0	PP			0	
3178	LÁTKA HOŘLAVÁ, TUHÁ, ANORGANICKÁ, J.N.	4.1	F3	II	4.1	274	1 kg	E2	PP			1	
3178	LÁTKA HOŘLAVÁ, TUHÁ, ANORGANICKÁ, J.N.	4.1	F3	III	4.1	274	5 kg	E1	PP			0	
3179	LÁTKA HOŘLAVÁ, TUHÁ, TOXICKÁ, ANORGANICKÁ, J.N.	4.1	FT2	II	4.1+6.1	274 802	1 kg	E2	PP, EP			2	
3179	LÁTKA HOŘLAVÁ, TUHÁ, TOXICKÁ, ANORGANICKÁ, J.N.	4.1	FT2	III	4.1+6.1	274 802	5 kg	E1	PP, EP			0	
3180	LÁTKA HOŘLAVÁ, TUHÁ, ŽÍRAVÁ, ANORGANICKÁ, J.N.	4.1	FC2	II	4.1+8	274	1 kg	E2	PP, EP			1	
3180	LÁTKA HOŘLAVÁ, TUHÁ, ŽÍRAVÁ, ANORGANICKÁ, J.N.	4.1	FC2	III	4.1+8	274	5 kg	E1	PP, EP			0	
3181	SOLI ORGANICKÝCH SLOUČENIN, KOVOVÉ, HOŘLAVÉ, J.N.	4.1	F3	II	4.1	274	1 kg	E2	PP			1	
3181	SOLI ORGANICKÝCH SLOUČENIN, KOVOVÉ, HOŘLAVÉ, J.N.	4.1	F3	III	4.1	274	5 kg	E1	PP			0	
3182	HYDRIDY KOVŮ, HOŘLAVÉ, J.N.	4.1	F3	II	4.1	274 554	1 kg	E2	PP			1	
3182	HYDRIDY KOVŮ, HOŘLAVÉ, J.N.	4.1	F3	III	4.1	274 554	5 kg	E1	PP			0	
3183	LÁTKA SCHOPNÁ SAMOOHŘEVU, KAPALNÁ, ORGANICKÁ, J.N.	4.2	S1	II	4.2	274	0	E2	PP			0	
3183	LÁTKA SCHOPNÁ SAMOOHŘEVU, KAPALNÁ, ORGANICKÁ, J.N.	4.2	S1	III	4.2	274	0	E1	PP			0	
3184	LÁTKA SCHOPNÁ SAMOOHŘEVU, KAPALNÁ, TOXICKÁ, ORGANICKÁ, J.N.	4.2	ST1	II	4.2+6.1	274 802	0	E2	PP, EP, TOX, A	VE02		2	
3184	LÁTKA SCHOPNÁ SAMOOHŘEVU, KAPALNÁ, TOXICKÁ, ORGANICKÁ, J.N.	4.2	ST1	III	4.2+6.1	274 802	0	E1	PP, EP, TOX, A	VE02		0	
3185	LÁTKA SCHOPNÁ SAMOOHŘEVU, KAPALNÁ, ŽÍRAVÁ, ORGANICKÁ, J.N.	4.2	SC1	II	4.2+8	274	0	E2	PP, EP			0	

(1)	(2)	(3)	(4)	(5)	(6)	(7a)	(7b)	(8)	(9)	(10)	(11)	(12)	(13)
	3.1.2	2.2	2.2	5.2.2	3.3	3.4 / 3.5.1.2	3.2.1	8.1.5	7.1.6	7.1.5			
Číslo UN / číslo látky	Pojmenování a popis	Třída	Klasifikační kód	Obalová skupina	Bezpečnostní značka	Zvláštní ustanovení	Omezená a vyňatá množství	Přeprava schválená	Požadovaná výbava	Větrání	Opatření během naložky / vykládky / přepravy	Počet kuželů / světel	Dodatečné požadavky / poznámky
3185	LÁTKA SCHOPNÁ SAMOOHŘEVU, KAPALNÁ, ŽÍRAVÁ, ORGANICKÁ, J.N.	4.2	SC1	III	4.2+8	274	0	E1	PP, EP			0	
3186	LÁTKA SCHOPNÁ SAMOOHŘEVU, KAPALNÁ, ANORGANICKÁ, J.N.	4.2	S3	II	4.2	274	0	E2	PP			0	
3186	LÁTKA SCHOPNÁ SAMOOHŘEVU, KAPALNÁ, ANORGANICKÁ, J.N.	4.2	S3	III	4.2	274	0	E1	PP			0	
3187	LÁTKA SCHOPNÁ SAMOOHŘEVU, KAPALNÁ, TOXICKÁ, ANORGANICKÁ, J.N.	4.2	ST3	II	4.2+6.1	274 802	0	E2	PP, EP, TOX, A	VE02		2	
3187	LÁTKA SCHOPNÁ SAMOOHŘEVU, KAPALNÁ, TOXICKÁ, ANORGANICKÁ, J.N.	4.2	ST3	III	4.2+6.1	274 802	0	E1	PP, EP, TOX, A	VE02		0	
3188	LÁTKA SCHOPNÁ SAMOOHŘEVU, KAPALNÁ, ŽÍRAVÁ, ANORGANICKÁ, J.N.	4.2	SC3	II	4.2+8	274	0	E2	PP, EP			0	
3188	LÁTKA SCHOPNÁ SAMOOHŘEVU, KAPALNÁ, ŽÍRAVÁ, ANORGANICKÁ, J.N.	4.2	SC3	III	4.2+8	274	0	E1	PP, EP			0	
3189	PRÁŠEK KOVOVÝ, SCHOPNÝ SAMOOHŘEVU, J.N.	4.2	S4	II	4.2	274 555	0	E2	PP			0	
3189	PRÁŠEK KOVOVÝ, SCHOPNÝ SAMOOHŘEVU, J.N.	4.2	S4	III	4.2	274 555	0	E1	PP			0	
3190	LÁTKA SCHOPNÁ SAMOOHŘEVU, TUHÁ, ANORGANICKÁ, J.N.	4.2	S4	II	4.2	274	0	E2	PP			0	
3190	LÁTKA SCHOPNÁ SAMOOHŘEVU, TUHÁ, ANORGANICKÁ, J.N.	4.2	S4	III	4.2	274	0	E1	PP			0	
3191	LÁTKA SCHOPNÁ SAMOOHŘEVU, TUHÁ, TOXICKÁ, ANORGANICKÁ, J.N.	4.2	ST4	II	4.2+6.1	274 802	0	E2	PP, EP			2	
3191	LÁTKA SCHOPNÁ SAMOOHŘEVU, TUHÁ, TOXICKÁ, ANORGANICKÁ, J.N.	4.2	ST4	III	4.2+6.1	274 802	0	E1	PP, EP			0	
3192	LÁTKA SCHOPNÁ SAMOOHŘEVU, TUHÁ, ŽÍRAVÁ, ANORGANICKÁ, J.N.	4.2	SC4	II	4.2+8	274	0	E2	PP, EP			0	
3192	LÁTKA SCHOPNÁ SAMOOHŘEVU, TUHÁ, ŽÍRAVÁ, ANORGANICKÁ, J.N.	4.2	SC4	III	4.2+8	274	0	E1	PP, EP			0	
3194	LÁTKA PYROFORNÍ, KAPALNÁ, ANORGANICKÁ, J.N.	4.2	S3	I	4.2	274	0	E0	PP			0	

(1)	(2)	(3)	(4)	(5)	(6)	(7a)	(7b)	(8)	(9)	(10)	(11)	(12)	(13)
Číslo UN / číslo látky	Pojmenování a popis 3.1.2	Třída 2.2	Klasifikační kód 2.2	Obalová skupina 2.1.1.3	Bezpečnostní značka 5.2.2	Zvláštní ustanovení 3.3	Omezená a vyňatá množství 3.4 / 3.5.1.2	Přeprava schválená 3.2.1	Požadovaná výbava 8.1.5	Větrání 7.1.6	Opatření během naložky / vykládky / přepravy 7.1.6	Počet kuželů / světel 7.1.5	Dodatečné požadavky / poznámky 3.2.1
3200	LÁTKA PYROFORNÍ, TUHÁ, ANORGANICKÁ, J.N.	4.2	S4	I	4.2	274	0	E0	PP			0	
3205	ALKOHOLÁTY KOVŮ ALKALICKÝCH ZEMIN, J.N.	4.2	S4	II	4.2	183 274	0	E2	PP			0	
3205	ALKOHOLÁTY KOVŮ ALKALICKÝCH ZEMIN, J.N.	4.2	S4	III	4.2	183 274	0	E1	PP			0	
3206	ALKOHOLÁTY ALKALICKÝCH KOVŮ, SCHOPNÉ SAMOOHŘEVU, ŽÍRAVÉ, J.N.	4.2	SC4	II	4.2+8	182 274	0	E2	PP, EP			0	
3206	ALKOHOLÁTY ALKALICKÝCH KOVŮ, SCHOPNÉ SAMOOHŘEVU, ŽÍRAVÉ, J.N.	4.2	SC4	III	4.2+8	183 274	0	E1	PP, EP			0	
3208	LÁTKA KOVOVÁ, REAGUJÍCÍ S VODOU, J.N.	4.3	W2	I	4.3	274 557	0	E0	PP, EX, A	VE01	HA08	0	
3208	LÁTKA KOVOVÁ, REAGUJÍCÍ S VODOU, J.N.	4.3	W2	II	4.3	274 557	500 g	E0	PP, EX, A	VE01	HA08	0	
3208	LÁTKA KOVOVÁ, REAGUJÍCÍ S VODOU, J.N.	4.3	W2	III	4.3	274 557	1 kg	E1	PP, EX, A	VE01	HA08	0	
3209	LÁTKA KOVOVÁ, REAGUJÍCÍ S VODOU, SCHOPNÁ SAMOOHŘEVU, J.N.	4.3	WS	I	4.3+4.2	274 558	0	E0	PP, EX, A	VE01	HA08	0	
3209	LÁTKA KOVOVÁ, REAGUJÍCÍ S VODOU, SCHOPNÁ SAMOOHŘEVU, J.N.	4.3	WS	II	4.3+4.2	274 558	0	E2	PP, EX, A	VE01	HA08	0	
3209	LÁTKA KOVOVÁ, REAGUJÍCÍ S VODOU, SCHOPNÁ SAMOOHŘEVU, J.N.	4.3	WS	III	4.3+4.2	274 558	0	E1	PP, EX, A	VE01	HA08	0	
3210	CHLORÉČNANY, ANORGANICKÉ, VODNÝ ROZTOK, J.N.	5.1	O1	II	5.1	274 351	1 L	E2	PP			0	
3210	CHLORÉČNANY, ANORGANICKÉ, VODNÝ ROZTOK, J.N.	5.1	O1	III	5.1	274 351	5 L	E1	PP			0	
3211	CHLORISTANY, ANORGANICKÉ, VODNÝ ROZTOK, J.N.	5.1	O1	II	5.1		1 L	E2	PP			0	
3211	CHLORISTANY, ANORGANICKÉ, VODNÝ ROZTOK, J.N.	5.1	O1	III	5.1		5 L	E1	PP			0	
3212	CHLORNANY, ANORGANICKÉ, J.N.	5.1	O2	II	5.1	274 349	1 kg	E2	PP			0	

(1)	(2)	(3)	(4)	(5)	(6)	(7a)	(7b)	(8)	(9)	(10)	(11)	(12)	(13)
Číslo UN / číslo látky	Pojmenování a popis 3.1.2	Třída 2.2	Klasifikační kód 2.2	Obalová skupina 2.1.1.3	Bezpečnostní značka 5.2.2	Zvláštní ustanovení 3.3	Omezená a vyňatá množství 3.4 / 3.5.1.2	Přeprava schválená 3.2.1	Požadovaná výbava 8.1.5	Větrání 7.1.6	Opatření během naložení / vykládky / přepravy 7.1.6	Počet kuželů / světel 7.1.5	Dodatečné požadavky / poznámky 3.2.1
3213	BROMIČNANY, ANORGANICKÉ, VODNÝ ROZTOK, J.N.	5.1	O1	II	5.1	274 350	1 L E2		PP			0	
3213	BROMIČNANY, ANORGANICKÉ, VODNÝ ROZTOK, J.N.	5.1	O1	III	5.1	274 350	5 L E1		PP			0	
3214	MANGANISTANY, ANORGANICKÉ, VODNÝ ROZTOK, J.N.	5.1	O1	II	5.1	274 353	1 L E2		PP			0	
3215	PERSIRANY, ANORGANICKÉ, J.N.	5.1	O2	III	5.1		5 kg E1		PP			0	
3216	PERSIRANY, ANORGANICKÉ, VODNÝ ROZTOK, J.N.	5.1	O1	III	5.1		5 L E1		PP			0	
3218	DUSIČNANY, ANORGANICKÉ, VODNÝ ROZTOK, J.N.	5.1	O1	II	5.1	270 511	1 L E2		PP			0	
3218	DUSIČNANY, ANORGANICKÉ, VODNÝ ROZTOK, J.N.	5.1	O1	III	5.1	270 511	5 L E1		PP			0	
3219	DUSITANY, ANORGANICKÉ, VODNÝ ROZTOK, J.N.	5.1	O1	II	5.1	103 274	1 L E2		PP			0	
3219	DUSITANY, ANORGANICKÉ, VODNÝ ROZTOK, J.N.	5.1	O1	III	5.1	103 274	5 L E1		PP			0	
3220	PENTAFLUORETHAN (PLYN JAKO CHLADICI PROSTŘEDEK R 125)	2	2A		2.2	662	120 ml E1		PP			0	
3221	LÁTKA SAMOVOLNĚ SE ROZKLÁDAJÍCÍ, KAPALNÁ, TYP B	4.1	SR1		4.1+1	181 194 274	25 ml E0		PP		HA01, HA10	3	
3222	LÁTKA SAMOVOLNĚ SE ROZKLÁDAJÍCÍ, TUHÁ, TYP B	4.1	SR1		4.1+1	181 194 274	100 g E0		PP		HA01, HA10	3	
3223	LÁTKA SAMOVOLNĚ SE ROZKLÁDAJÍCÍ, KAPALNÁ, TYP C	4.1	SR1		4.1	194 274	25 ml E0		PP			0	
3224	LÁTKA SAMOVOLNĚ SE ROZKLÁDAJÍCÍ, TUHÁ, TYP C	4.1	SR1		4.1	194 274	100 g E0		PP			0	
3225	LÁTKA SAMOVOLNĚ SE ROZKLÁDAJÍCÍ, KAPALNÁ, TYP D	4.1	SR1		4.1	194 274	125 ml E0		PP			0	
3226	LÁTKA SAMOVOLNĚ SE ROZKLÁDAJÍCÍ, TUHÁ, TYP D	4.1	SR1		4.1	194 274	500 g E0		PP			0	

(1)	(2)	(3)	(4)	(5)	(6)	(7a)	(7b)	(8)	(9)	(10)	(11)	(12)	(13)
Číslo UN / číslo látky	Pojmenování a popis 3.1.2	Třída	Klasifikační kód	Obalová skupina	Bezpečnostní značka	Zvláštní ustanovení	Omezená a vyňatá množství	Přeprava schválená	Požadovaná výbava	Větrání	Opatření během nakládky / vykládky / přepravy	Počet kuželů / světel	Dodatečné požadavky / poznámky
3227	LÁTKA SAMOVOLNĚ SE ROZKLÁDAJÍCÍ, KAPALNÁ, TYP E	4.1	SR1		4.1	194 274	125 ml E0		PP			0	
3228	LÁTKA SAMOVOLNĚ SE ROZKLÁDAJÍCÍ, TUHÁ, TYP E	4.1	SR1		4.1	194 274	500 g E0		PP			0	
3229	LÁTKA SAMOVOLNĚ SE ROZKLÁDAJÍCÍ, KAPALNÁ, TYP F	4.1	SR1		4.1	194 274	125 ml E0		PP			0	
3230	LÁTKA SAMOVOLNĚ SE ROZKLÁDAJÍCÍ, TUHÁ, TYP F	4.1	SR1		4.1	194 274	500 g E0		PP			0	
3231	LÁTKA SAMOVOLNĚ SE ROZKLÁDAJÍCÍ, KAPALNÁ, TYP B, S ŘÍZENÍM TEPLoty	4.1	SR2		4.1+1	181 194 274	0 E0		PP		HA01, HA10	3	
3232	LÁTKA SAMOVOLNĚ SE ROZKLÁDAJÍCÍ, TUHÁ, TYP B, S ŘÍZENÍM TEPLoty	4.1	SR2		4.1+1	181 194 274	0 E0		PP		HA01, HA10	3	
3233	LÁTKA SAMOVOLNĚ SE ROZKLÁDAJÍCÍ, KAPALNÁ, TYP C, S ŘÍZENÍM TEPLoty	4.1	SR2		4.1	194 274	0 E0		PP			0	
3234	LÁTKA SAMOVOLNĚ SE ROZKLÁDAJÍCÍ, TUHÁ, TYP C, S ŘÍZENÍM TEPLoty	4.1	SR2		4.1	194 274	0 E0		PP			0	
3235	LÁTKA SAMOVOLNĚ SE ROZKLÁDAJÍCÍ, KAPALNÁ, TYP D, S ŘÍZENÍM TEPLoty	4.1	SR2		4.1	194 274	0 E0		PP			0	
3236	LÁTKA SAMOVOLNĚ SE ROZKLÁDAJÍCÍ, TUHÁ, TYP D, S ŘÍZENÍM TEPLoty	4.1	SR2		4.1	194 274	0 E0		PP			0	
3237	LÁTKA SAMOVOLNĚ SE ROZKLÁDAJÍCÍ, KAPALNÁ, TYP E, S ŘÍZENÍM TEPLoty	4.1	SR2		4.1	194 274	0 E0		PP			0	
3238	LÁTKA SAMOVOLNĚ SE ROZKLÁDAJÍCÍ, TUHÁ, TYP E, S ŘÍZENÍM TEPLoty	4.1	SR2		4.1	194 274	0 E0		PP			0	
3239	LÁTKA SAMOVOLNĚ SE ROZKLÁDAJÍCÍ, KAPALNÁ, TYP F, S ŘÍZENÍM TEPLoty	4.1	SR2		4.1	194 274	0 E0		PP			0	
3240	LÁTKA SAMOVOLNĚ SE ROZKLÁDAJÍCÍ, TUHÁ, TYP F, S ŘÍZENÍM TEPLoty	4.1	SR2		4.1	194 274	0 E0		PP			0	
3241	2-BROM-2-NITROPROPAN-1,3-DIOL	4.1	SR1	III	4.1	638	5 kg E1		PP			0	
3242	AZODIKARBONAMID	4.1	SR1	II	4.1	215 638	1 kg E0		PP			0	

(1)	(2)	(3)	(4)	(5)	(6)	(7a)	(7b)	(8)	(9)	(10)	(11)	(12)	(13)
	3.1.2	2.2	2.1.1.3	5.2.2	3.3	3.4 / 3.5.1.2	3.2.1	8.1.5	7.1.6		7.1.6	7.1.5	3.2.1
Číslo UN / číslo látky	Pojmenování a popis	Třída	Klasifikační kód	Obalová skupina	Bezpečnostní značka	Zvláštní ustanovení	Omezená a vyňatá množství	Přeprava schválená	Požadovaná výbava	Větrání	Opatření během naložky / vykládky / přepravy	Počet kuželů / světel	Dodatečné požadavky / poznámky
3243	LÁTKY TUHÉ, OBSAHUJÍCÍ TOXICKOU KAPALNOU LÁTKU, J.N.	6.1	T9	II	6.1	217 274 601 802	500 g E4		PP, EP, TOX, A	VE02		2	
3244	LÁTKY TUHÉ, OBSAHUJÍCÍ ŽÍRAVOU KAPALNOU LÁTKU, J.N.	8	C10	II	8	218 274	1 kg E2		PP, EP			0	
3245	GENETICKY MODIFIKOVANÉ MIKROORGANISMY nebo GENETICKY MODIFIKOVANÉ ORGANISMY	9	M8		9	219 637 802	0 E0		PP			0	
3245	GENETICKY MODIFIKOVANÉ MIKROORGANISMY nebo GENETICKY MODIFIKOVANÉ ORGANISMY, v chlazeném kapalném dusíku	9	M8		9+2.2	219 637 802	0 E0		PP			0	
3246	METHANSULFONYLCHLORID	6.1	TC1	I	6.1+8	354 802	0 E0		PP, EP, TOX, A	VE02		2	
3247	PERBORITAN SODNÝ, BEZVODÝ	5.1	O2	II	5.1		1 kg E2		PP			0	
3248	LÉČIVA, KAPALNÁ, HOŘLAVÁ, TOXICKÁ, J.N.	3	FT1	II	3+6.1	220 221 601 802	1 L E2		PP, EP, EX, TOX, A VE02	VE01 VE02		2	
3248	LÉČIVA, KAPALNÁ, HOŘLAVÁ, TOXICKÁ, J.N.	3	FT1	III	3+6.1	220 221 601 802	5 L E1		PP, EP, EX, TOX, A VE02	VE01 VE02		0	
3249	LÉČIVA, TUHÁ, TOXICKÁ, J.N.	6.1	T2	II	6.1	221 601 802	500 g E4		PP, EP			2	
3249	LÉČIVA, TUHÁ, TOXICKÁ, J.N.	6.1	T2	III	6.1	221 601 802	5 kg E1		PP, EP			0	
3250	KYSELINA CHLOROCTOVÁ, ROZTAVENÁ	6.1	TC1	II	6.1+8	802	0 E0		PP, EP, TOX, A	VE02		2	



(1)	(2)	(3)	(4)	(5)	(6)	(7a)	(7b)	(8)	(9)	(10)	(11)	(12)	(13)
	3.1.2	2.2	2.1.1.3	5.2.2	3.3	3.4 / 3.5.1.2	3.2.1	8.1.5	7.1.6	7.1.6	7.1.6	7.1.5	3.2.1
Číslo UN / číslo látky	Pojmenování a popis	Třída	Klasifikační kód	Obalová skupina	Bezpečnostní značka	Zvláštní ustanovení	Omezená a vyňatá množství	Přeprava schválená	Požadovaná výbava	Větrání	Opatření během naložky / vykládky / přepravy	Počet kuželů / světel	Dodatečné požadavky / poznámky
3251	ISOSORBID-5-MONONITRÁT	4.1	SR1	III	4.1	226 638	5 kg E0		PP			0	
3252	DIFLUORMETHAN (PLYN JAKO CHLADICÍ PROSTŘEDEK R 32)	2	2F		2.1	662	0 E0		PP, EX, A	VE01		1	
3253	ORTHOKŘEMIČITAN SODNÝ	8	C6	III	8		5 kg E1		PP, EP			0	
3254	TRIBUTYLFOSFAN	4.2	S1	I	4.2		0 E0		PP			0	
3255	terc-BUTYLHYPOCHLORID	4.2	SC1					Přeprava zakázána					
3256	LÁTKA ZAHŘÁTÁ, KAPALNÁ, HOŘLAVÁ, J.N., s bodem vzplanutí více než 60 °C, při teplotě rovnající se bodu vzplanutí nebo vyšší a pod 100 °C	3	F2	III	3	274 560	0 E0	T	PP, EX, A	VE01		0	
3256	LÁTKA ZAHŘÁTÁ, KAPALNÁ, HOŘLAVÁ, J.N., s bodem vzplanutí více než 60 °C, při teplotě rovnající se bodu vzplanutí nebo vyšší a při 100 °C nebo výše	3	F2	III	3	274 560	0 E0	T	PP, EX, A	VE01		0	
3257	LÁTKA ZAHŘÁTÁ, KAPALNÁ, J.N., při teplotě 100 °C nebo vyšší a nižší než je její bod vzplanutí (včetně roztavených kovů, roztavených solí atd.)	9	M9	III	9	274 643 668	0 E0	T	PP			0	
3258	LÁTKA ZAHŘÁTÁ, TUHÁ, J.N., při teplotě 240 °C nebo vyšší	9	M10	III	9	274 643	0 E0		PP			0	
3259	AMINY, TUHÉ, ŽÍRAVÉ, J.N. nebo POLYAMINY, TUHÉ, ŽÍRAVÉ, J.N.	8	C8	I	8	274	0 E0		PP, EP			0	
3259	AMINY, TUHÉ, ŽÍRAVÉ, J.N. nebo POLYAMINY, TUHÉ, ŽÍRAVÉ, J.N.	8	C8	II	8	274	1 kg E2		PP, EP			0	
3259	AMINY, TUHÉ, ŽÍRAVÉ, J.N. nebo POLYAMINY, TUHÉ, ŽÍRAVÉ, J.N.	8	C8	III	8	274	5 kg E1	T	PP, EP			0	
3260	LÁTKA ŽÍRAVÁ, TUHÁ, KYSELÁ, ANORGANICKÁ, J.N.	8	C2	I	8	274	0 E0		PP, EP			0	
3260	LÁTKA ŽÍRAVÁ, TUHÁ, KYSELÁ, ANORGANICKÁ, J.N.	8	C2	II	8	274	1 kg E2		PP, EP			0	
3260	LÁTKA ŽÍRAVÁ, TUHÁ, KYSELÁ, ANORGANICKÁ, J.N.	8	C2	III	8	274	5 kg E1		PP, EP			0	

(1)	(2)	(3)	(4)	(5)	(6)	(7a)	(7b)	(8)	(9)	(10)	(11)	(12)	(13)
	3.1.2	2.2	2.2	2.1.1.3	5.2.2	3.3	3.4 / 3.5.1.2	3.2.1	8.1.5	7.1.6	7.1.6	7.1.5	3.2.1
Číslo UN / číslo látky	Pojmenování a popis	Třída	Klasifikační kód	Obalová skupina	Bezpečnostní značka	Zvláštní ustanovení	Omezená a vyňatá množství	Přeprava schválená	Požadovaná výbava	Větrání	Opatření během nakládky / vykládky / přepravy	Počet kuželů / světel	Dodatečné požadavky / poznámky
3261	LÁTKA ŽÍRAVÁ, TUHÁ, KYSELÁ, ORGANICKÁ, J.N.	8	C4	I	8	274	0	E0	PP, EP			0	
3261	LÁTKA ŽÍRAVÁ, TUHÁ, KYSELÁ, ORGANICKÁ, J.N.	8	C4	II	8	274	1 kg	E2	PP, EP			0	
3261	LÁTKA ŽÍRAVÁ, TUHÁ, KYSELÁ, ORGANICKÁ, J.N.	8	C4	III	8	274	5 kg	E1	PP, EP			0	
3262	LÁTKA ŽÍRAVÁ, TUHÁ, ALKALICKÁ, ANORGANICKÁ, J.N.	8	C6	I	8	274	0	E0	PP, EP			0	
3262	LÁTKA ŽÍRAVÁ, TUHÁ, ALKALICKÁ, ANORGANICKÁ, J.N.	8	C6	II	8	274	1 kg	E2	PP, EP			0	
3262	LÁTKA ŽÍRAVÁ, TUHÁ, ALKALICKÁ, ANORGANICKÁ, J.N.	8	C6	III	8	274	5 kg	E1	PP, EP			0	
3263	LÁTKA ŽÍRAVÁ, TUHÁ, ALKALICKÁ, ORGANICKÁ, J.N.	8	C8	I	8	274	0	E0	PP, EP			0	
3263	LÁTKA ŽÍRAVÁ, TUHÁ, ALKALICKÁ, ORGANICKÁ, J.N.	8	C8	II	8	274	1 kg	E2	PP, EP			0	
3263	LÁTKA ŽÍRAVÁ, TUHÁ, ALKALICKÁ, ORGANICKÁ, J.N.	8	C8	III	8	274	5 kg	E1	PP, EP			0	
3264	LÁTKA ŽÍRAVÁ, KAPALNÁ, KYSELÁ, ANORGANICKÁ, J.N.	8	C1	I	8	274	0	E0	PP, EP			0	
3264	LÁTKA ŽÍRAVÁ, KAPALNÁ, KYSELÁ, ANORGANICKÁ, J.N.	8	C1	II	8	274	1 L	E2	PP, EP			0	
3264	LÁTKA ŽÍRAVÁ, KAPALNÁ, KYSELÁ, ANORGANICKÁ, J.N.	8	C1	III	8	274	5 L	E1	PP, EP			0	
3265	LÁTKA ŽÍRAVÁ, KAPALNÁ, KYSELÁ, ORGANICKÁ, J.N.	8	C3	I	8	274	0	E0	PP, EP			0	
3265	LÁTKA ŽÍRAVÁ, KAPALNÁ, KYSELÁ, ORGANICKÁ, J.N.	8	C3	II	8	274	1 L	E2	PP, EP			0	
3265	LÁTKA ŽÍRAVÁ, KAPALNÁ, KYSELÁ, ORGANICKÁ, J.N.	8	C3	III	8	274	5 L	E1	PP, EP			0	
3266	LÁTKA ŽÍRAVÁ, KAPALNÁ, ALKALICKÁ, ANORGANICKÁ, J.N.	8	C5	I	8	274	0	E0	PP, EP			0	

(1)	(2)	(3)		(4)	(5)	(6)	(7a)	(7b)	(8)	(9)	(10)	(11)	(12)	(13)
	3.1.2	2.2	2.2	2.1.1.3	5.2.2	3.3	3.4 / 3.5.1.2	3.2.1	8.1.5	7.1.6		7.1.6	7.1.5	3.2.1
Číslo UN / číslo látky	Pojmenování a popis	Třída	Klasifikační kód	Obalová skupina	Bezpečnostní značka	Zvláštní ustanovení	Omezená a vyňatá množství	Přeprava schválená	Požadovaná výbava	Větrání	Opatření během naložky / vykládky / přepravy	Počet kuželů / světel	Dodatečné požadavky / poznámky	
3266	LÁTKA ŽÍRAVÁ, KAPALNÁ, ALKALICKÁ, ANORGANICKÁ, J.N.	8	C5	II	8	274	1 L	E2	T	PP, EP		0		
3266	LÁTKA ŽÍRAVÁ, KAPALNÁ, ALKALICKÁ, ANORGANICKÁ, J.N.	8	C5	III	8	274	5 L	E1	T	PP, EP		0		
3267	LÁTKA ŽÍRAVÁ, KAPALNÁ, ALKALICKÁ, ORGANICKÁ, J.N.	8	C7	I	8	274	0	E0	T	PP, EP		0		
3267	LÁTKA ŽÍRAVÁ, KAPALNÁ, ALKALICKÁ, ORGANICKÁ, J.N.	8	C7	II	8	274	1 L	E2	T	PP, EP		0		
3267	LÁTKA ŽÍRAVÁ, KAPALNÁ, ALKALICKÁ, ORGANICKÁ, J.N.	8	C7	III	8	274	5 L	E1	T	PP, EP		0		
3268	BEZPEČNOSTNÍ ZAŘÍZENÍ, spouštěna elektricky	9	M5		9	280 289	0	E0		PP		0		
3269	PRYSKYŘICE POLYESTEROVÉ, VÍCESLOŽKOVÉ, kapalná, základní	3	F3	II	3	236 340	5 L	E0		PP, EX, A	VE01	1		
3269	PRYSKYŘICE POLYESTEROVÉ, VÍCESLOŽKOVÉkapalná, základní surovina	3	F3	III	3	236 340	5 L	E0		PP, EX, A	VE01	0		
3270	FILTRY MEMBRANOVÉ Z NITROCELULÓZY, s nejvýše 12,6 % hm. dusíku v sušině	4.1	F1	II	4.1	237 286	1 kg	E2		PP		1		
3271	ETHERY, J.N.	3	F1	II	3	274	1 L	E2	T	PP, EX, A	VE01	1		
3271	ETHERY, J.N.	3	F1	III	3	274	5 L	E1	T	PP, EX, A	VE01	0		
3272	ESTERY, J.N.	3	F1	II	3	274 601	1 L	E2	T	PP, EX, A	VE01	1		
3272	ESTERY, J.N.	3	F1	III	3	274 601	5 L	E1	T	PP, EX, A	VE01	0		
3273	NITRILY, HOŘLAVÉ, TOXICKÉ, J.N.	3	FT1	I	3+6.1	274 802	0	E0		PP, EP, EX, TOX, A	VE01	2		
3273	NITRILY, HOŘLAVÉ, TOXICKÉ, J.N.	3	FT1	II	3+6.1	274 802	1 L	E2		PP, EP, EX, TOX, A	VE01	2		

(1)	(2)	(3)	(4)	(5)	(6)	(7a)	(7b)	(8)	(9)	(10)	(11)	(12)	(13)
Číslo UN / číslo látky	Pojmenování a popis 3.1.2	Třída 2.2	Klasifikační kód 2.2	Obalová skupina 2.1.1.3	Bezpečnostní značka 5.2.2	Zvláštní ustanovení 3.3	Omezená a vyňatá množství 3.4 / 3.5.1.2	Přeprava schválená 3.2.1	Požadovaná výbava 8.1.5	Větrání 7.1.6	Opatření během nakládky / vykládky / přepravy 7.1.6	Počet kuželů / světel 7.1.5	Dodatečné požadavky / poznámky 3.2.1
3274	ALKOHOLÁTY, ROZTOKY v alkoholu, J.N.	3	FC	II	3+8	274	1 L	E2	PP, EP, EX, A	VE01		1	
3275	NITRILY, TOXICKÉ, HOŘLAVÉ, J.N.	6.1	TF1	I	6.1+3	274 315 802	0	E5	PP, EP, EX, TOX, A	VE01 VE02		2	
3275	NITRILY, TOXICKÉ, HOŘLAVÉ, J.N.	6.1	TF1	II	6.1+3	274 802	100 ml	E4	PP, EP, EX, TOX, A	VE01 VE02		2	
3276	NITRILY, KAPALNÉ, TOXICKÉ, J.N.	6.1	T1	I	6.1	274 315 802	0	E4	PP, EP, TOX, A	VE02		2	
3276	NITRILY, KAPALNÉ, TOXICKÉ, J.N.	6.1	T1	II	6.1	274 802	100 ml	E4	PP, EP, TOX, A	VE02		2	
3276	NITRILY, KAPALNÉ, TOXICKÉ, J.N.	6.1	T1	III	6.1	274 802	5 L	E1	PP, EP, TOX, A	VE02		0	
3277	CHLORFORMIÁTY, TOXICKÉ, ŽÍRAVÉ, J.N.	6.1	TC1	II	6.1+8	274 561 802	100 ml	E4	PP, EP, TOX, A	VE02		2	
3278	SLOUČENINA FOSFORU, ORGANICKÁ, KAPALNÁ, TOXICKÁ, J.N.	6.1	T1	I	6.1	43 274 315 802	0	E5	PP, EP, TOX, A	VE02		2	
3278	SLOUČENINA FOSFORU, ORGANICKÁ, KAPALNÁ, TOXICKÁ, J.N.	6.1	T1	II	6.1	43 274 802	100 ml	E4	PP, EP, TOX, A	VE02		2	
3278	SLOUČENINA FOSFORU, ORGANICKÁ, KAPALNÁ, TOXICKÁ, J.N.	6.1	T1	III	6.1	43 274 802	5 L	E1	PP, EP, TOX, A	VE02		0	
3279	SLOUČENINA FOSFORU, ORGANICKÁ, TOXICKÁ, HOŘLAVÁ, J.N.	6.1	TF1	I	6.1+3	43 274 315 802	0	E5	PP, EP, EX, TOX, A	VE01 VE02		2	

(1)	(2)	(3)		(4)	(5)	(6)	(7a)	(7b)	(8)	(9)	(10)	(11)	(12)	(13)
	3.1.2	2.2	2.2	2.1.1.3	5.2.2	3.3	3.4 / 3.5.1.2	3.2.1	8.1.5	7.1.6	7.1.6	7.1.5	7.1.5	3.2.1
Číslo UN / číslo látky	Pojmenování a popis	Třída	Klasifikační kód	Obalová skupina	Bezpečnostní značka	Zvláštní ustanovení	Omezená a vyňatá množství	Přeprava schválená	Požadovaná výbava	Větrání	Opatření během naložky / vykládky / přepravy	Počet kuželů / světel	Dodatečné požadavky / poznámky	
3279	SLOUČENINA FOSFORU, ORGANICKÁ, TOXICKÁ, HOŘLAVÁ, J.N.	6.1	TF1	II	6.1+3	43 274 802	100 ml E4		PP, EP, EX, TOX, A	VE01		2		
3280	SLOUČENINA ARSENU, ORGANICKÁ, KAPALNÁ, J.N.	6.1	T3	I	6.1	274 315 802	0 E5		PP, EP, TOX, A	VE02		2		
3280	SLOUČENINA ARSENU, ORGANICKÁ, KAPALNÁ, J.N.	6.1	T3	II	6.1	274 802	100 ml E4		PP, EP, TOX, A	VE02		2		
3280	SLOUČENINA ARSENU, ORGANICKÁ, KAPALNÁ, J.N.	6.1	T3	III	6.1	274 802	5 L E1		PP, EP, TOX, A	VE02		0		
3281	KARBONYLY KOVŮ, KAPALNÉ, J.N.	6.1	T3	I	6.1	274 315 562 802	0 E5		PP, EP, TOX, A	VE02		2		
3281	KARBONYLY KOVŮ, KAPALNÉ, J.N.	6.1	T3	II	6.1	274 562 802	100 ml E4		PP, EP, TOX, A	VE02		2		
3281	KARBONYLY KOVŮ, KAPALNÉ, J.N.	6.1	T3	III	6.1	274 562 802	5 L E1		PP, EP, TOX, A	VE02		0		
3282	SLOUČENINA ORGANOKOVOVÁ, KAPALNÁ, TOXICKÁ, J.N.	6.1	T3	I	6.1	274 562 802	0 E5		PP, EP, TOX, A	VE02		2		
3282	SLOUČENINA ORGANOKOVOVÁ, KAPALNÁ, TOXICKÁ, J.N.	6.1	T3	II	6.1	274 562 802	100 ml E4		PP, EP, TOX, A	VE02		2		
3282	SLOUČENINA ORGANOKOVOVÁ, KAPALNÁ, TOXICKÁ, J.N.	6.1	T3	III	6.1	274 562 802	5 L E1		PP, EP, TOX, A	VE02		0		
3283	SLOUČENINA SELENU, TUHÁ, J.N.	6.1	T5	I	6.1	274 563 802	0 E5		PP, EP			2		

(1)	(2)	(3)	(4)	(5)	(6)	(7a)	(7b)	(8)	(9)	(10)	(11)	(12)	(13)
	3.1.2	2.2	2.1.1.3	5.2.2	3.3	3.4 / 3.5.1.2	3.2.1	8.1.5	7.1.6	7.1.5	3.2.1		
Číslo UN / číslo látky	Pojmenování a popis	Třída	Klasifikační kód	Obalová skupina	Bezpečnostní značka	Zvláštní ustanovení	Omezená a vyňatá množství	Přepava schválená	Požadovaná výbava	Větrání	Opatření během naložky / vykládky / přepravy	Počet kuželů / světel	Dodatečné požadavky / poznámky
3283	SLOUČENINA SELENU, TUHÁ, J.N.	6.1	T5	II	6.1	274 563 802	500 g E4		PP, EP			2	
3283	SLOUČENINA SELENU, TUHÁ, J.N.	6.1	T5	III	6.1	274 563 802	5 kg E1		PP, EP			0	
3284	SLOUČENINA TELLURU, J.N.	6.1	T5	I	6.1	274 802	0 E5		PP, EP			2	
3284	SLOUČENINA TELLURU, J.N.	6.1	T5	II	6.1	274 802	500 g E4		PP, EP			2	
3284	SLOUČENINA TELLURU, J.N.	6.1	T5	III	6.1	274 802	5 kg E1		PP, EP			0	
3285	SLOUČENINA VANADU, J.N.	6.1	T5	I	6.1	274 564 802	0 E5		PP, EP			2	
3285	SLOUČENINA VANADU, J.N.	6.1	T5	II	6.1	274 564 802	500 g E4		PP, EP			2	
3285	SLOUČENINA VANADU, J.N.	6.1	T5	III	6.1	274 564 802	5 kg E1		PP, EP			0	
3286	LÁTKA HOŘLAVÁ, KAPALNÁ, TOXICKÁ, ŽÍRAVÁ, J.N.	3	FTC	I	3+6.1+8	274 802	0 E0	T	PP, EP, EX, TOX, A	VE01, VE02		2	
3286	LÁTKA HOŘLAVÁ, KAPALNÁ, TOXICKÁ, ŽÍRAVÁ, J.N.	3	FTC	II	3+6.1+8	274 802	1 L E2	T	PP, EP, EX, TOX, A	VE01, VE02		2	
3287	LÁTKA TOXICKÁ, KAPALNÁ, ANORGANICKÁ, J.N.	6.1	T4	I	6.1	274 315 802	0 E5	T	PP, EP, TOX, A	VE02		2	
3287	LÁTKA TOXICKÁ, KAPALNÁ, ANORGANICKÁ, J.N.	6.1	T4	II	6.1	274 802	100 ml E4	T	PP, EP, TOX, A	VE02		2	

(1)	(2)	(3)	(4)	(5)	(6)	(7a)	(7b)	(8)	(9)	(10)	(11)	(12)	(13)
Číslo UN / číslo látky	Pojmenování a popis 3.1.2	2.2	2.2	2.1.1.3	5.2.2	3.3	3.4 / 3.5.1.2	3.2.1	8.1.5	7.1.6	Opatření během nakládky / vykládky / přepravy	7.1.5	Dodatečné požadavky / poznámky 3.2.1
3287	LÁTKA TOXICKÁ, KAPALNÁ, ANORGANICKÁ, J.N.	6.1	T4	III	6.1	274 802	5 L E1	T	PP, EP, TOX, A	VE02		0	
3288	LÁTKA TOXICKÁ, TUHÁ, ANORGANICKÁ, J.N.	6.1	T5	I	6.1	274 802	0 E5		PP, EP			2	
3288	LÁTKA TOXICKÁ, TUHÁ, ANORGANICKÁ, J.N.	6.1	T5	II	6.1	274 802	500 g E4		PP, EP			2	
3288	LÁTKA TOXICKÁ, TUHÁ, ANORGANICKÁ, J.N.	6.1	T5	III	6.1	274 802	5 kg E1		PP, EP			0	
3289	LÁTKA TOXICKÁ, KAPALNÁ, ŽÍRAVÁ, ANORGANICKÁ, J.N.	6.1	TC3	I	6.1+8	274 315 802	0 E5	T	PP, EP, TOX, A	VE02		2	
3289	LÁTKA TOXICKÁ, KAPALNÁ, ŽÍRAVÁ, ANORGANICKÁ, J.N.	6.1	TC3	II	6.1+8	274 802	100 ml E4	T	PP, EP, TOX, A	VE02		2	
3290	LÁTKA TOXICKÁ, TUHÁ, ŽÍRAVÁ, ANORGANICKÁ, J.N.	6.1	TC4	I	6.1+8	274 802	0 E5		PP, EP			2	
3290	LÁTKA TOXICKÁ, TUHÁ, ŽÍRAVÁ, ANORGANICKÁ, J.N.	6.1	TC4	II	6.1+8	274 802	500 g E4		PP, EP			2	
3291	ODPAD KLINICKÝ NESPECIFIKOVANÝ, J.N. nebo ODPAD (BIO)MEDICÍNSKÝ, J.N. nebo ODPAD MEDICÍNSKÝ REGULOVANÝ, J.N., ve zmraženém kapalném dusíku	6.2	I3	II	6.2	565 802	0 E0		PP			0	
3291	ODPAD KLINICKÝ NESPECIFIKOVANÝ, J.N. nebo ODPAD (BIO)MEDICÍNSKÝ, J.N. nebo ODPAD MEDICÍNSKÝ REGULOVANÝ, J.N., ve zmraženém kapalném dusíku	6.2	I3	II	6.2 + 2.2	565 802	0 E0		PP			0	
3292	AKUMULÁTOR Y SODÍKOVÉ nebo ČLÁNKY AKUMULÁTORU SODÍKOVÉ	4.3	W3		4.3	239 295	0 E0		PP, EX, A	VE01	HA08	0	
3293	HYDRAZIN, VODNÝ ROZTOK, s nejvýše 37 % hm. hydrazinu	6.1	T4	III	6.1	566 802	5 L E1		PP, EP, TOX, A	VE02		0	
3294	KYANOVODÍK, ROZTOK V ALKOHOLU, obsahující nejvýše 45 % kyanovodíku	6.1	TF1	I	6.1+3	610 802	0 E0		PP, EP, EX, TOX, A	VE01 VE02		2	

(1)	(2)	(3)		(4)	(5)	(6)	(7a)	(7b)	(8)	(9)	(10)	(11)	(12)	(13)
	3.1.2	2.2	2.2	2.1.1.3	5.2.2	3.3	3.4 / 3.5.1.2	3.2.1	8.1.5	7.1.6		7.1.6	7.1.5	3.2.1
Číslo UN / číslo látky	Pojmenování a popis	Třída	Klasifikační kód	Obalová skupina	Bezpečnostní značka	Zvláštní ustanovení	Omezená a vyňatá množství	Přeprava schválená	Požadovaná výbava	Větrání	Opatření během nakládky / vykládky / přepravy	Počet kuželů / světel	Dodatečné požadavky / poznámky	
3295	UHLOVODÍKY, KAPALNÉ, J.N.	3	F1	I	3		500 ml	E3	T	PP, EX, A	VE01	1		
3295	UHLOVODÍKY, KAPALNÉ, J.N. (tenze par při 50 °C je vyšší než 110 kPa)	3	F1	II	3	640C	1 L	E2	T	PP, EX, A	VE01	1		
3295	UHLOVODÍKY, KAPALNÉ, J.N. (tenze par při 50 °C nepřesahuje 110 kPa)	3	F1	II	3	640D	1 L	E2	T	PP, EX, A	VE01	1		
3295	UHLOVODÍKY, KAPALNÉ, J.N.	3	F1	III	3		5 L	E1	T	PP, EX, A	VE01	0		
3296	HEPTAFLUORPROPAN (PLYN JAKO CHLADICÍ PROSTŘEDEK R 227)	2	2A		2.2	662	120 ml	E1		PP		0		
3297	ETHYLENOXID A CHLORTETRAFLUORETHAN, SMĚS, s nejvýše 8,8 % ethylenoxidu	2	2A		2.2	660 662	120 ml	E1		PP		0		
3298	ETHYLENOXID A PENTAFLUORETHAN, SMĚS, s nejvýše 7,9 % ethylenoxidu	2	2A		2.2	660 662	120 ml	E1		PP		0		
3299	ETHYLENOXID A TETRAFLUORETHAN, SMĚS, s nejvýše 5,6 % ethylenoxidu	2	2A		2.2	660 662	120 ml	E1		PP		0		
3300	ETHYLENOXID A OXID UHLÍČITÝ, SMĚS, s více než 87 % ethylenoxidu	2	2TF		2.3+2.1		0	E0		PP, EP, EX, TOX, A VE01 VE02		2		
3301	LÁTKA ŽÍRAVÁ, KAPALNÁ, SCHOPNÁ SAMOOHŘEVU, J.N.	8	CS1	I	8+4.2	274	0	E0		PP, EP		0		
3301	LÁTKA ŽÍRAVÁ, KAPALNÁ, SCHOPNÁ SAMOOHŘEVU, J.N.	8	CS1	II	8+4.2	274	0	E2		PP, EP		0		
3302	2-DIMETHYLAMINOETHYLAKRYLÁT, STABILIZOVANÝ	6.1	T1	II	6.1	386 802	100 ml	E4		PP, EP, TOX, A VE02		2		
3303	PLYN STLAČENÝ, TOXICKÝ, PODPORUJÍCÍ HOŘENÍ, J.N.	2	1TO		2.3+5.1	274	0	E0		PP, EP, TOX, A VE02		2		
3304	PLYN STLAČENÝ, TOXICKÝ, ŽÍRAVÝ, J.N.	2	1TC		2.3+8	274	0	E0		PP, EP, TOX, A VE02		2		
3305	PLYN STLAČENÝ, TOXICKÝ, HOŘLAVÝ, ŽÍRAVÝ, J.N.	2	1TFC		2.3+2.1+8	274	0	E0		PP, EP, EX, TOX, A VE01 VE02		2		



(1)	(2)	(3)	(4)	(5)	(6)	(7a)	(7b)	(8)	(9)	(10)	(11)	(12)	(13)
Číslo UN / číslo látky	Pojmenování a popis 3.1.2	Třída 2.2	Klasifikační kód 2.2	Obalová skupina 2.1.1.3	Bezpečnostní značka 5.2.2	Zvláštní ustanovení 3.3	Omezená a vyňatá množství 3.4 / 3.5.1.2	Přeprava schválená 3.2.1	Požadovaná výbava 8.1.5	Větrání 7.1.6	Opatření během nakládky / vykládky / přepravy 7.1.6	Počet kuželů / světel 7.1.5	Dodatečné požadavky / poznámky 3.2.1
3306	PLYN STLAČENÝ, TOXICKÝ, PODPORUJÍCÍ HOŘENÍ, ŽÍRAVÝ, J.N.	2	1TOC		2.3+5.1+8	274	0	E0	PP, EP, TOX, A	VE02		2	
3307	PLYN ZKAPALNĚNÝ, TOXICKÝ, PODPORUJÍCÍ HOŘENÍ, J.N.	2	2TO		2.3+5.1	274	0	E0	PP, EP, TOX, A	VE02		2	
3308	PLYN ZKAPALNĚNÝ, TOXICKÝ, ŽÍRAVÝ, J.N.	2	2TC		2.3+8	274	0	E0	PP, EP, TOX, A	VE02		2	
3309	PLYN ZKAPALNĚNÝ, TOXICKÝ, HOŘLAVÝ, ŽÍRAVÝ, J.N.	2	2TFC		2.3+2.1+8	274	0	E0	PP, EP, EX, TOX, A	VE01		2	
3310	PLYN ZKAPALNĚNÝ, TOXICKÝ, PODPORUJÍCÍ HOŘENÍ, ŽÍRAVÝ, J.N.	2	2TOC		2.3+5.1+8	274	0	E0	PP, EP, TOX, A	VE02		2	
3311	PLYN HLUBOCE ZCHLAZENÝ, KAPALNÝ, PODPORUJÍCÍ HOŘENÍ, J.N.	2	3O		2.2+5.1	274	0	E0	PP			0	
3312	PLYN HLUBOCE ZCHLAZENÝ, KAPALNÝ, HOŘLAVÝ, J.N.	2	3F		2.1	274	0	E0	PP, EX, A	VE01		1	
3313	PIGMENTY SCHOPNÉ SAMOOHŘEVU, ORGANICKÉ	4.2	S2	II	4.2		0	E2	PP			0	
3313	PIGMENTY SCHOPNÉ SAMOOHŘEVU, ORGANICKÉ	4.2	S2	III	4.2		0	E1	PP			0	
3314	PLASTY, SMĚS LISOVACÍ, ve formě těsta, desek nebo tyčí, uvolňující hořlavé páry	9	M3	III	žádná	207 633	5 kg	E1	PP, EP, EX, A	VE01		0	
3315	VZOREK CHEMICKÝ, TOXICKÝ	6.1	T8	I	6.1	250 802	0	E0	PP, EP, TOX, A	VE02		2	
3316	SOUPRAVA TESTOVACÍ, CHEMICKÁ nebo SOUPRAVA PRVNÍ POMOCI	9	M11		9	251 340 671	viz ZU 251 340		PP			0	
3317	2-AMINO-4,6-DINITROFENOL, VYLHČENÝ nejméně 20 % hm. vody	4.1	D	I	4.1		0	E0	PP			1	
3318	AMONIAK (ČPAVEK), ROZTOK ve vodě, s hustotou menší než 0,880 kg/l při 15 °C, s více než 50 % amoniaku (čpavku)	2	4TC		2.3+8	23	0	E0	PP, EP, TOX, A	VE02		2	

(1)	(2)	(3)	(4)	(5)	(6)	(7a)	(7b)	(8)	(9)	(10)	(11)	(12)	(13)
Číslo UN / číslo látky	Pojmenování a popis 3.1.2	Třída 2.2	Klasifikační kód 2.2	Obalová skupina 2.1.1.3	Bezpečnostní značka 5.2.2	Zvláštní ustanovení 3.3	Omezená a vyňatá množství 3.4 / 3.5.1.2	Přeprava schválená 3.2.1	Požadovaná výbava 8.1.5	Větrání 7.1.6	Opatření během nakládky / vykládky / přepravy 7.1.6	Počet kuželů / světél 7.1.5	Dodatečné požadavky / poznámky 3.2.1
3319	NITROGLYCERIN, SMĚS, ZNECITLIVĚNÁ, TUHÁ, J.N., s více než 2 % hm., ale nejvýše 10 % hm. nitroglycerinu	4.1	D	II	4.1	272 274	0	E0	PP			0	
3320	TETRAHYDRIDOBORITAN SODNÝ A HYDROXID SODNÝ, ROZTOK, obsahující nejvýše 12 % hm. tetrahydridoboritanu sodného a nejvýše 40 % hm. hydroxidu sodného	8	C5	II	8		1 L	E2	PP, EP			0	
3320	TETRAHYDRIDOBORITAN SODNÝ A HYDROXID SODNÝ, ROZTOK, obsahující nejvýše 12 % hm. tetrahydridoboritanu sodného a nejvýše 40 % hm. hydroxidu sodného	8	C5	III	8		5 L	E1	PP, EP			0	
3321	LÁTKA RADIOAKTIVNÍ, S NÍZKOU SPECIFICKOU AKTIVITOU (LSA-II), jiná než štěpná nebo vyjmutá štěpná	7			7X	172 317 325 336	0	E0	PP			2	
3322	LÁTKA RADIOAKTIVNÍ, S NÍZKOU SPECIFICKOU AKTIVITOU (LSA-III), jiná než štěpná nebo vyjmutá štěpná	7			7X	172 317 325 336	0	E0	PP			2	
3323	LÁTKA RADIOAKTIVNÍ, KUS TYPU C, jiná než štěpná nebo vyjmutá štěpná	7			7X	172 317 325	0	E0	PP			2	
3324	LÁTKA RADIOAKTIVNÍ, S NÍZKOU SPECIFICKOU AKTIVITOU (LSA-II), ŠTĚPNÁ	7			7X+7E	172 326 336	0	E0	PP			2	
3325	LÁTKA RADIOAKTIVNÍ, S NÍZKOU SPECIFICKOU AKTIVITOU (LSA-III), ŠTĚPNÁ	7			7X+7E	172 326 336	0	E0	PP			2	
3326	LÁTKA RADIOAKTIVNÍ, POVRCHOVÉ KONTAMINOVANÉ PŘEDMĚTY (SCO-I nebo SCO-II), ŠTĚPNÉ	7			7X+7E	172 326	0	E0	PP			2	

(1)	(2)	(3)	(4)	(5)	(6)	(7a)	(7b)	(8)	(9)	(10)	(11)	(12)	(13)
	3.1.2	2.2	2.1.1.3	5.2.2	3.3	3.4 / 3.5.1.2	3.2.1	8.1.5	7.1.6	7.1.5	3.2.1		
Číslo UN / číslo látky	Pojmenování a popis	Třída	Klasifikační kód	Obalová skupina	Bezpečnostní značka	Zvláštní ustanovení	Omezená a vyňatá množství	Přeprava schválená	Požadovaná výbava	Větrání	Opatření během naložky / vykládky / přepravy	Počet kuželů / světel	Dodatečné požadavky / poznámky
3327	LÁTKA RADIOAKTIVNÍ, KUS TYPU A, ŠTĚPNÁ, jiné než zvláštní formy	7			7X+7E	172 326	0	E0	PP			2	
3328	LÁTKA RADIOAKTIVNÍ, KUS TYPU B (U), ŠTĚPNÁ	7			7X+7E	172 326 337	0	E0	PP			2	
3329	LÁTKA RADIOAKTIVNÍ, KUS TYPU B (M), ŠTĚPNÁ	7			7X+7E	172 326 337	0	E0	PP			2	
3330	LÁTKA RADIOAKTIVNÍ, KUS TYPU C, ŠTĚPNÁ	7			7X+7E	172 326	0	E0	PP			2	
3331	LÁTKA RADIOAKTIVNÍ, PŘEPRAVOVANÁ ZA ZVLÁŠTNÍCH PODMÍNEK, ŠTĚPNÁ	7			7X+7E	172 326	0	E0	PP			2	
3332	LÁTKA RADIOAKTIVNÍ, KUS TYPU A, ZVLÁŠTNÍ FORMY, jiné než štěpná nebo vyjmutá štěpná	7			7X	172 317	0	E0	PP			2	
3333	LÁTKA RADIOAKTIVNÍ, KUS TYPU A, ZVLÁŠTNÍ FORMY, ŠTĚPNÁ	7			7X+7E	172	0	E0	PP			2	
3334	Látka kapalná, která podléhá předpisům platným pro leteckou dopravu, j.n.	9	M11						Není předmětem ADN				
3335	Látka tuhá, která podléhá předpisům platným pro leteckou dopravu, j.n.	9	M11						Není předmětem ADN				
3336	THIOLY (merkaptany), KAPALNÉ, HOŘLAVÉ, J.N. nebo SMĚS THIOLŮ (merkaptanů), KAPALNÁ, HOŘLAVÁ, J.N.	3	F1	I	3	274	0	E0	PP, EX, A VE01			1	
3336	THIOLY (merkaptany), KAPALNÉ, HOŘLAVÉ, J.N. nebo SMĚS THIOLŮ (merkaptanů), KAPALNÁ, HOŘLAVÁ, J.N. (tenze par při 50 °C je vyšší než 110 kPa)	3	F1	II	3	274 640C	1 L	E2	PP, EX, A VE01			1	
3336	THIOLY (merkaptany), KAPALNÉ, HOŘLAVÉ, J.N. nebo SMĚS THIOLŮ (merkaptanů), KAPALNÁ, HOŘLAVÁ, J.N. (tenze par při 50 °C nepřesáhne 110 kPa)	3	F1	II	3	274 640D	1 L	E2	PP, EX, A VE01			1	

(1)	(2)	(3)	(4)	(5)	(6)	(7a)	(7b)	(8)	(9)	(10)	(11)	(12)	(13)
Číslo UN / číslo látky	Pojmenování a popis 3.1.2	2.2	2.2	2.1.1.3	5.2.2	3.3	3.4 / 3.5.1.2	3.2.1	8.1.5	7.1.6	7.1.6	7.1.5	3.2.1
		Třída	Klasifikační kód	Obalová skupina	Bezpečnostní značka	Zvláštní ustanovení	Omezená a vyňatá množství	Přeprava schválená	Požadovaná výbava	Větrání	Opatření během naložky / vykládky / přepravy	Počet kuželů / světel	Dodatečné požadavky / poznámky
3336	THIOLY (merkaptany), KAPALNÉ; HOŘLAVÉ, J.N. nebo SMĚS THIOLŮ (merkaptanů), KAPALNÁ, HOŘLAVÁ, J.N.	3	F1	III	3	274	5 L	E1	PP, EX, A	VE01		0	
3337	PLYN JAKO CHLADICÍ PROSTŘEDEK R 404A (pentafluorethan, 1,1,1-trifluorethan a 1,1,1,2-tetrafluorethan, zeotropní směs s cca 44 % pentafluorethanu a 52 % 1,1,1-trifluorethanu)	2	2A		2.2	662	120 ml	E1	PP			0	
3338	PLYN JAKO CHLADICÍ PROSTŘEDEK R 407A (difluormethan, pentafluorethan a 1,1,1,2-tetrafluorethan, zeotropní směs s cca 20 % difluormethanu a 40 % pentafluorethanu)	2	2A		2.2	662	120 ml	E1	PP			0	
3339	PLYN JAKO CHLADICÍ PROSTŘEDEK R 407B (difluormethan, pentafluorethan a 1,1,1,2-tetrafluorethan, zeotropní směs s cca 10 % difluormethanu a 70 % pentafluorethanu)	2	2A		2.2	662	120 ml	E1	PP			0	
3340	PLYN JAKO CHLADICÍ PROSTŘEDEK R 407C (difluormethan, pentafluorethan a 1,1,1,2-tetrafluorethan, zeotropní směs s cca 23 % difluormethanu a 25 % pentafluorethanu)	2	2A		2.2	662	120 ml	E1	PP			0	
3341	DIOXID THIMOČOVINY	4.2	S2	II	4.2		0	E2	PP			0	
3341	DIOXID THIMOČOVINY	4.2	S2	III	4.2		0	E1	PP			0	
3342	XANTHÁTY	4.2	S2	II	4.2		0	E2	PP			0	
3342	XANTHÁTY	4.2	S2	III	4.2		0	E1	PP			0	
3343	NITROGLYCERIN, SMĚS, ZNECITLIVĚNÁ, KAPALNÁ, HOŘLAVÁ, J.N., s nejvýše 30 % hm. nitroglycerinu	3	D		3	274 278	0	E0	PP, EX, A	VE01		0	

(1)	(2)	(3)	(4)	(5)	(6)	(7a)	(7b)	(8)	(9)	(10)	(11)	(12)	(13)
Číslo UN / číslo látky	Pojmenování a popis 3.1.2	Třída 2.2	Klasifikační kód 2.2	Obalová skupina 2.1.1.3	Bezpečnostní značka 5.2.2	Zvláštní ustanovení 3.3	Omezená a vyňatá množství 3.4 / 3.5.1.2	Přeprava schválená 3.2.1	Požadovaná výbava 8.1.5	Větrání 7.1.6	Opatření během naložky / vykládky / přepravy 7.1.6	Počet kuželů / světel 7.1.5	Dodatečné požadavky / poznámky 3.2.1
3344	PENTAERYTHRITETRANITRÁT (PENTAERYTHRITOL-TETRANITRÁT; PENTAERYTHRIT-TETRANITRÁT; PENTAERYTHRITOL-TETRANITRÁT; PETN) SMĚS, ZNECITLIVĚNÁ, TUHÁ, J.N., s více než 10 % hm., ale nejvýše 20 % hm. PETN	4.1	D	II	4.1	272 274	0	E0	PP			1	
3345	PESTICID - DERIVÁT KYSELINY FENOXYOCTOVÉ, TUHÝ, TOXICKÝ	6.1	T7	I	6.1	61 274 648 802	0	E5	PP, EP			2	
3345	PESTICID - DERIVÁT KYSELINY FENOXYOCTOVÉ, TUHÝ, TOXICKÝ	6.1	T7	II	6.1	61 274 648 802	500 g	E4	PP, EP			2	
3345	PESTICID - DERIVÁT KYSELINY FENOXYOCTOVÉ, TUHÝ, TOXICKÝ	6.1	T7	III	6.1	61 274 648 802	5 kg	E1	PP, EP			0	
3346	PESTICID - DERIVÁT KYSELINY FENOXYOCTOVÉ, KAPALNÝ, HOŘLAVÝ, TOXICKÝ, s bodem vzplanutí nižším než 23 °C	3	FT2	I	3+6.1	61 274 802	0	E0	PP, EP, EX, TOX, A	VE01 VE02		2	
3346	PESTICID - DERIVÁT KYSELINY FENOXYOCTOVÉ, KAPALNÝ, HOŘLAVÝ, TOXICKÝ, s bodem vzplanutí nižším než 23 °C	3	FT2	II	3+6.1	61 274 802	1 L	E2	PP, EP, EX, TOX, A	VE01 VE02		2	
3347	PESTICID - DERIVÁT KYSELINY FENOXYOCTOVÉ, KAPALNÝ, TOXICKÝ, HOŘLAVÝ, s bodem vzplanutí 23 °C a	6.1	TF2	I	6.1+3	61 274 802	0	E5	PP, EP, EX, TOX, A	VE01 VE02		2	
3347	PESTICID - DERIVÁT KYSELINY FENOXYOCTOVÉ, KAPALNÝ, TOXICKÝ, HOŘLAVÝ, s bodem vzplanutí 23 °C a	6.1	TF2	II	6.1+3	61 274 802	100 ml	E4	PP, EP, EX, TOX, A	VE01 VE02		2	

(1)	(2)	(3)	(4)	(5)	(6)	(7a)	(7b)	(8)	(9)	(10)	(11)	(12)	(13)
	3.1.2	2.2	2.1.1.3	5.2.2	3.3	3.4 / 3.5.1.2	3.2.1	8.1.5	7.1.6	7.1.5			
Číslo UN / číslo látky	Pojmenování a popis	Třída	Klasifikační kód	Obalová skupina	Bezpečnostní značka	Zvláštní ustanovení	Omezená a vyňatá množství	Přeprava schválená	Požadovaná výbava	Větrání	Opatření během naložky / vykládky / přepravy	Počet kuželů / světel	Dodatečné požadavky / poznámky
3347	PESTICID - DERIVÁT KYSELINY FENOXYOCTOVÉ, KAPALNÝ, TOXICKÝ, HOŘLAVÝ, s bodem vzplanutí 23 °C a	6.1	TF2	III	6.1+3	61 274 802	5 L E1		PP, EP, EX, TOX, A	VE01 VE02		0	
3348	PESTICID - DERIVÁT KYSELINY FENOXYOCTOVÉ, KAPALNÝ, TOXICKÝ	6.1	T6	I	6.1	61 274 648 802	0 E5		PP, EP, TOX, A	VE02		2	
3348	PESTICID - DERIVÁT KYSELINY FENOXYOCTOVÉ, KAPALNÝ, TOXICKÝ	6.1	T6	II	6.1	61 274 648 802	100 ml E4		PP, EP, TOX, A	VE02		2	
3348	PESTICID - DERIVÁT KYSELINY FENOXYOCTOVÉ, KAPALNÝ, TOXICKÝ	6.1	T6	III	6.1	61 274 648 802	5 L E1		PP, EP, TOX, A	VE02		0	
3349	PESTICID - PYRETHROID, TUHÝ, TOXICKÝ	6.1	T7	I	6.1	61 274 648 802	0 E5		PP, EP			2	
3349	PESTICID - PYRETHROID, TUHÝ, TOXICKÝ	6.1	T7	II	6.1	61 274 648 802	500 g E4		PP, EP			2	
3349	PESTICID - PYRETHROID, TUHÝ, TOXICKÝ	6.1	T7	III	6.1	61 274 648 802	5 kg E1		PP, EP			0	
3350	PESTICID - PYRETHROID, KAPALNÝ, HOŘLAVÝ, TOXICKÝ, s bodem vzplanutí nižším než 23 °C	3	FT2	I	3+6.1	61 274 802	0 E0		PP, EP, EX, TOX, A	VE01 VE02		2	
3350	PESTICID - PYRETHROID, KAPALNÝ, HOŘLAVÝ, TOXICKÝ, s bodem vzplanutí nižším než 23 °C	3	FT2	II	3+6.1	61 274 802	1 L E2		PP, EP, EX, TOX, A	VE01 VE02		2	

(1)	(2)	(3)	(4)	(5)	(6)	(7a)	(7b)	(8)	(9)	(10)	(11)	(12)	(13)
Číslo UN / číslo látky	Pojmenování a popis 3.1.2	Třída 2.2	Klasifikační kód 2.2	Obalová skupina 2.1.1.3	Bezpečnostní značka 5.2.2	Zvláštní ustanovení 3.3	Omezená a vyňatá množství 3.4 / 3.5.1.2	Přeprava schválená 3.2.1	Požadovaná výbava 8.1.5	Větrání 7.1.6	Opatření během naložky / vykládky / přepravy 7.1.6	Počet kuželů / světel 7.1.5	Dodatečné požadavky / poznámky 3.2.1
3351	PESTICID - PYRETHROID, KAPALNÝ, TOXICKÝ, HOŘLAVÝ, s bodem vzplanutí 23 °C a vyšším	6.1	TF2	I	6.1+3	61 274 802	0	E5	PP, EP, EX, TOX, A	VE01		2	
3351	PESTICID - PYRETHROID, KAPALNÝ, TOXICKÝ, HOŘLAVÝ, s bodem vzplanutí 23 °C a vyšším	6.1	TF2	II	6.1+3	61 274 802	100 ml	E4	PP, EP, EX, TOX, A	VE01		2	
3351	PESTICID - PYRETHROID, KAPALNÝ, TOXICKÝ, HOŘLAVÝ, s bodem vzplanutí 23 °C a vyšším	6.1	TF2	III	6.1+3	61 274 802	5 L	E1	PP, EP, EX, TOX, A	VE01		0	
3352	PESTICID - PYRETHROID, KAPALNÝ, TOXICKÝ	6.1	T6	I	6.1	61 274 648 802	0	E5	PP, EP, TOX, A	VE02		2	
3352	PESTICID - PYRETHROID, KAPALNÝ, TOXICKÝ	6.1	T6	II	6.1	61 274 648 802	100 ml	E4	PP, EP, TOX, A	VE02		2	
3352	PESTICID - PYRETHROID, KAPALNÝ, TOXICKÝ	6.1	T6	III	6.1	61 274 648 802	5 L	E1	PP, EP, TOX, A	VE02		0	
3354	INSEKTICID, PLYNNÝ, HOŘLAVÝ, J.N.	2	2F		2.1	274 662	0	E0	PP, EX, A	VE01		1	
3355	INSEKTICID, PLYNNÝ, TOXICKÝ, HOŘLAVÝ, J.N.	2	2TF		2.3+2.1	274	0	E0	PP, EP, EX, TOX, A	VE01		2	
3356	GENERÁTOR KYSLÍKOVÝ, CHEMICKÝ	5.1	O3		5.1	284	0	E0	PP			0	
3357	NITROGLYCERIN, SMĚS, ZNECITLIVĚNÁ, KAPALNÁ, J.N., s nejvýše 30 % hm. nitroglycerinu	3	D	II	3	274 288	0	E0	PP, EX, A	VE01		1	
3358	CHLADIRENSKÉ STROJE s hořlavým, netoxickým, zkapalněným plynem	2	6F		2.1	291	0	E0	PP, EX, A	VE01		1	

(1)	(2)	(3)	(4)	(5)	(6)	(7a)	(7b)	(8)	(9)	(10)	(11)	(12)	(13)
Číslo UN / číslo látky	Pojmenování a popis 3.1.2	Třída 2.2	Klasifikační kód 2.2	Obalová skupina 2.1.1.3	Bezpečnostní značka 5.2.2	Zvláštní ustanovení 3.3	Omezená a vyňatá množství 3.4 / 3.5.1.2	Přeprava schválená 3.2.1	Požadovaná výbava 8.1.5	Větrání 7.1.6	Opatření během nakládky / vykládky / přepravy 7.1.6	Počet kuželů / světel 7.1.5	Dodatečné požadavky / poznámky 3.2.1
3359	ZAPLYNOVANÁ NAKLADNÍ DOPRAVNÍ JEDNOTKA	9	M11			302			PP				
3360	Vláknina, rostlinného původu, suchá	4.1	F1					Není předmětem ADN					
3361	CHLORSILANY, TOXICKÉ, ŽÍRAVÉ, J.N.	6.1	TC1	II	6.1+8	274 802	0	E0	PP, EP, TOX, A	VE02		2	
3362	CHLORSILANY, TOXICKÉ, ŽÍRAVÉ, HOŘLAVÉ, J.N.	6.1	TFC	II	6.1+3+8	274	0	E0	PP, EP, EX, TOX, A	VE01 , VE02		2	
3363	NEBEZPEČNÉ VĚCI VE STROJÍCH nebo NEBEZPEČNÉ VĚCI V PŘÍSTROJÍCH	9	M11		9	301 672	0	E0					
3364	TRINITROFENOL (Kyselina pikrová), VLHČENÝ (A) nejméně 10 % hm. vody	4.1	D	I	4.1		0	E0	PP			1	
3365	TRINITROCHLORBENZEN (PIKRYLCHLORID), VLHČENÝ nejméně 10 % hm. vody	4.1	D	I	4.1		0	E0	PP			1	
3366	TRINITROTOLUEN (TNT), VLHČENÝ nejméně 10 % hm. vody	4.1	D	I	4.1		0	E0	PP			1	
3367	TRINITROBENZEN, VLHČENÝ, nejméně 10 % hm. vody	4.1	D	I	4.1		0	E0	PP			1	
3368	Kyselina trinitrobenzoová, VLHČENÁ nejméně 10 % hm. vody	4.1	D	I	4.1		0	E0	PP			1	
3369	Dinitro- <i>o</i> -kresolát sodný, VLHČENÝ nejméně 10 % hm. vody	4.1	DT	I	4.1+6.1	802	0	E0	PP, EP			2	
3370	Dusičnan močoviny, VLHČENÝ nejméně 10 % hm. vody	4.1	D	I	4.1		0	E0	PP			1	
3371	2-METHYLBUTANAL	3	F1	II	3		1L	E2	PP, EX, A	VE01		1	
3373	BIOLOGICKÉ LÁTKY, KATEGORIE B	6.2	I4		6.2	319	0	E0	PP			0	
3373	BIOLOGICKÁ LÁTKA, KATEGORIE B (pouze zvířecí materiál)	6.2	I4		6.2	319	0	E0	PP			0	
3374	ACETYLÉN, BEZ ROZPOUŠTĚDLA	2	2F		2.1	662	0	E0	PP, EX, A	VE01		1	



(1)	(2)	(3)	(4)	(5)	(6)	(7a)	(7b)	(8)	(9)	(10)	(11)	(12)	(13)
Číslo UN / číslo látky	Pojmenování a popis 3.1.2	2.2 Třída	2.2 Klasifikační kód	2.1.1.3 Obalová skupina	5.2.2 Bezpečnostní značka	3.3 Zvláštní ustanovení	3.4 / 3.5.1.2 Omezená a vyňatá množství	3.2.1 Přeprava schválená	8.1.5 Požadovaná výbava	7.1.6 Větrání	7.1.6 Opatření během nabládky / vykládky / přepravy	7.1.5 Počet kuželů / světel	3.2.1 Dodatečné požadavky / poznámky
3375	DUSIČNAN AMONNÝ, EMULZE nebo SUSPENZE nebo GEL, meziprodukt při výrobě trhavín, kapalný	5.1	O1	II	5.1	309	0	E2	PP			0	
3375	DUSIČNAN AMONNÝ, EMULZE nebo SUSPENZE nebo GEL, meziprodukt při výrobě trhavín, tuhý	5.1	O2	II	5.1	309	0	E2	PP			0	
3376	4-NITROFENYHYDRAZIN, s nejméně 30 % hm. vody	4.1	D	I	4.1		0	E0	PP			1	
3377	PERBORITAN SODNÝ, MONOHYDRÁT	5.1	O2	III	5.1		5 kg	E1	PP			0	
3378	UHLIČITAN SODNÝ, PEROXYHYDRÁT	5.1	O2	II	5.1		1 kg	E2	PP			0	
3378	UHLIČITAN SODNÝ, PEROXYHYDRÁT	5.1	O2	III	5.1		5 kg	E1	PP			0	
3379	LÁTKA ZNECITLIVĚNÁ, VÝBUŠNÁ, KAPALNÁ, J.N.	3	D	I	3	274 311	0	E0	PP, EX, A	VE01		1	
3380	LÁTKA ZNECITLIVĚNÁ, VÝBUŠNÁ, TUHÁ, J.N.	4.1	D	I	4.1	274 311	0	E0	PP			1	
3381	LÁTKA TOXICKÁ PŘI VDECHOVÁNÍ, KAPALNÁ, J.N., s LC <sub>50</sub> nejvýše 200 ml/m <sup>3</sup> a nasycenou koncentrací par nejméně 500	6.1	T1 nebo T4	I	6.1	274 802	0	E0	PP, EP, TOX, A	VE02		2	
3382	LÁTKA TOXICKÁ PŘI VDECHOVÁNÍ, KAPALNÁ, J.N., s LC <sub>50</sub> nejvýše 1000 ml/m <sup>3</sup> a nasycenou koncentrací par nejméně 10	6.1	T1 nebo T4	I	6.1	274 802	0	E0	PP, EP, TOX, A	VE02		2	
3383	LÁTKA TOXICKÁ PŘI VDECHOVÁNÍ, KAPALNÁ, HOŘLAVÁ, J.N., s LC <sub>50</sub> nejvýše 200 ml/m <sup>3</sup> a nasycenou koncentrací par nejméně 500 LC <sub>50</sub>	6.1	TF1	I	6.1+3	274 802	0	E0	PP, EP, EX, TOX, A	VE01, VE02		2	
3384	LÁTKA TOXICKÁ PŘI VDECHOVÁNÍ, KAPALNÁ, HOŘLAVÁ, J.N., s LC <sub>50</sub> nejvýše 1000 ml/m <sup>3</sup> a nasycenou koncentrací par nejméně 10 LC <sub>50</sub>	6.1	TF1	I	6.1+3	274 802	0	E0	PP, EP, EX, TOX, A	VE01, VE02		2	

(1)	(2)	(3)	(4)	(5)	(6)	(7a)	(7b)	(8)	(9)	(10)	(11)	(12)	(13)
	3.1.2	2.2	2.1.1.3	5.2.2	3.3	3.4 / 3.5.1.2	3.2.1	8.1.5	7.1.6	7.1.5			
Číslo UN / číslo látky	Pojmenování a popis	Třída	Klasifikační kód	Obalová skupina	Bezpečnostní značka	Zvláštní ustanovení	Omezená a vyňatá množství	Přeprava schválená	Požadovaná výbava	Větrání	Opatření během naložky / vykládky / přepravy	Počet kuželů / světel	Dodatečné požadavky / poznámky
3385	LÁTKA TOXICKÁ PŘI VDECHOVÁNÍ, KAPALNÁ, REAGUJÍCÍ S VODOU, J.N., s LC <sub>50</sub> nejvýše 200 ml/m <sup>3</sup> a nasycenou koncentrací par nejméně 500 LC <sub>50</sub>	6.1	TW1	I	6.1+4.3	274 802	0 E0		PP, EP, TOX, A	VE02		2	
3386	LÁTKA TOXICKÁ PŘI VDECHOVÁNÍ, KAPALNÁ, REAGUJÍCÍ S VODOU, J.N., s LC <sub>50</sub> nejvýše 1000 ml/m <sup>3</sup> a nasycenou koncentrací par nejméně 10 LC <sub>50</sub>	6.1	TW1	I	6.1+4.3	274 802	0 E0		PP, EP, TOX, A	VE02		2	
3387	LÁTKA TOXICKÁ PŘI VDECHOVÁNÍ, KAPALNÁ, PODPORUJÍCÍ HOŘENÍ, J.N., s LC <sub>50</sub> nejvýše 200 ml/m <sup>3</sup> a nasycenou koncentrací par nejméně 500 LC <sub>50</sub>	6.1	TO1	I	6.1+5.1	274 802	0 E0		PP, EP, TOX, A	VE02		2	
3388	LÁTKA TOXICKÁ PŘI VDECHOVÁNÍ, KAPALNÁ, PODPORUJÍCÍ HOŘENÍ, J.N., s LC <sub>50</sub> nejvýše 1000 ml/m <sup>3</sup> a nasycenou koncentrací par nejméně 10 LC <sub>50</sub>	6.1	TO1	I	6.1+5.1	274 802	0 E0		PP, EP, TOX, A	VE02		2	
3389	LÁTKA TOXICKÁ PŘI VDECHOVÁNÍ, KAPALNÁ, ŽIRAVÁ, J.N., s LC <sub>50</sub> nejvýše 200 ml/m <sup>3</sup> a nasycenou koncentrací par nejméně 500 LC <sub>50</sub>	6.1	TC1 nebo TC3	I	6.1+8	274 802	0 E0		PP, EP, TOX, A	VE02		2	
3390	LÁTKA TOXICKÁ PŘI VDECHOVÁNÍ, KAPALNÁ, ŽIRAVÁ, J.N., LC <sub>50</sub> nejvýše 1000 ml/m <sup>3</sup> a nasycenou koncentrací par nejméně 10 LC <sub>50</sub>	6.1	TC1 nebo TC3	I	6.1+8	274 802	0 E0		PP, EP, TOX, A	VE02		2	
3391	SLOUČENINA ORGANOKOVOVÁ, TUHÁ, PYROFORNÍ, J.N.	4.2	S5	I	4.2	274	0 E0		PP			0	
3392	SLOUČENINA ORGANOKOVOVÁ, KAPALNÁ, PYROFORNÍ, J.N.	4.2	S5	I	4.2	274	0 E0		PP			0	

(1)	(2)	(3)	(4)	(5)	(6)	(7a)	(7b)	(8)	(9)	(10)	(11)	(12)	(13)
Číslo UN / číslo látky	Pojmenování a popis 3.1.2	Třída 2.2	Klasifikační kód 2.2	Obalová skupina 2.1.1.3	Bezpečnostní značka 5.2.2	Zvláštní ustanovení 3.3	Omezená a vyňatá množství 3.4 / 3.5.1.2	Přeprava schválená 3.2.1	Požadovaná výbava 8.1.5	Větrání 7.1.6	Opatření během naložky / vykládky / přepravy 7.1.6	Počet kuželů / světel 7.1.5	Dodatečné požadavky / poznámky 3.2.1
3393	SLOUČENINA ORGANOKOVOVÁ, TUHÁ, PYROFORNÍ, REAGUJÍCÍ S VODOU, J.N.	4.2	SW	I	4.2+4.3	274	0	E0	PP, EX, A	VE01		0	
3394	SLOUČENINA ORGANOKOVOVÁ, KAPALNÁ, PYROFORNÍ, REAGUJÍCÍ S VODOU, J.N.	4.2	SW	I	4.2+4.3	274	0	E0	PP, EX, A	VE01		0	
3395	SLOUČENINA ORGANOKOVOVÁ, TUHÁ, REAGUJÍCÍ S VODOU, J.N.	4.3	W2	I	4.3	274	0	E0	PP, EX, A	VE01	HA08	0	
3395	SLOUČENINA ORGANOKOVOVÁ, TUHÁ, REAGUJÍCÍ S VODOU, J.N.	4.3	W2	II	4.3	274	500 g	E2	PP, EX, A	VE01	HA08	0	
3395	SLOUČENINA ORGANOKOVOVÁ, TUHÁ, REAGUJÍCÍ S VODOU, J.N.	4.3	W2	III	4.3	274	1 kg	E1	PP, EX, A	VE01	HA08	0	
3396	SLOUČENINA ORGANOKOVOVÁ, TUHÁ, REAGUJÍCÍ S VODOU, HOŘLAVÁ, J.N.	4.3	WF2	I	4.3+4.1	274	0	E0	PP, EX, A	VE01	HA08	1	
3396	SLOUČENINA ORGANOKOVOVÁ, TUHÁ, REAGUJÍCÍ S VODOU, HOŘLAVÁ, J.N.	4.3	WF2	II	4.3+4.1	274	500 g	E2	PP, EX, A	VE01	HA08	1	
3396	SLOUČENINA ORGANOKOVOVÁ, TUHÁ, REAGUJÍCÍ S VODOU, HOŘLAVÁ, J.N.	4.3	WF2	III	4.3+4.1	274	1 kg	E1	PP, EX, A	VE01	HA08	0	
3397	SLOUČENINA ORGANOKOVOVÁ, TUHÁ, REAGUJÍCÍ S VODOU, SCHOPNÁ SAMOOHŘEVU, J.N.	4.3	WS	I	4.3+4.2	274	0	E0	PP, EX, A	VE01	HA08	0	
3397	SLOUČENINA ORGANOKOVOVÁ, TUHÁ, REAGUJÍCÍ S VODOU, SCHOPNÁ SAMOOHŘEVU, J.N.	4.3	WS	II	4.3+4.2	274	500 g	E2	PP, EX, A	VE01	HA08	0	
3397	SLOUČENINA ORGANOKOVOVÁ, TUHÁ, REAGUJÍCÍ S VODOU, SCHOPNÁ SAMOOHŘEVU, J.N.	4.3	WS	III	4.3+4.2	274	1 kg	E1	PP, EX, A	VE01	HA08	0	
3398	SLOUČENINA ORGANOKOVOVÁ, KAPALNÁ, REAGUJÍCÍ S VODOU, J.N.	4.3	W1	I	4.3	274	0	E0	PP, EX, A	VE01	HA08	0	
3398	SLOUČENINA ORGANOKOVOVÁ, KAPALNÁ, REAGUJÍCÍ S VODOU, J.N.	4.3	W1	II	4.3	274	500 ml	E2	PP, EX, A	VE01	HA08	0	
3398	SLOUČENINA ORGANOKOVOVÁ, KAPALNÁ, REAGUJÍCÍ S VODOU, J.N.	4.3	W1	III	4.3	274	1 L	E1	PP, EX, A	VE01	HA08	0	

(1)	(2)	(3)	(4)	(5)	(6)	(7a)	(7b)	(8)	(9)	(10)	(11)	(12)	(13)
Číslo UN / číslo látky	Pojmenování a popis 3.1.2	Třída 2.2	Klasifikační kód 2.2	Obalová skupina 2.1.1.3	Bezpečnostní značka 5.2.2	Zvláštní ustanovení 3.3	Omezená a vyňatá množství 3.4 / 3.5.1.2	Přeprava schválená 3.2.1	Požadovaná výbava 8.1.5	Větrání 7.1.6	Opatření během naložky / vykládky / přepravy 7.1.6	Počet kuželů / světel 7.1.5	Dodatečné požadavky / poznámky 3.2.1
3399	SLOUČENINA ORGANOKOVOVÁ, KAPALNÁ, REAGUJÍCÍ S VODOU, HOŘLAVÁ, J.N.	4.3	WF1	I	4.3+3	274	0	E0	PP, EX, A	VE01	HA08	1	
3399	SLOUČENINA ORGANOKOVOVÁ, KAPALNÁ, REAGUJÍCÍ S VODOU, HOŘLAVÁ, J.N.	4.3	WF1	II	4.3+3	274	500 ml	E2	PP, EX, A	VE01	HA08	1	
3399	SLOUČENINA ORGANOKOVOVÁ, KAPALNÁ, REAGUJÍCÍ S VODOU, HOŘLAVÁ, J.N.	4.3	WF1	III	4.3+3	274	1 L	E1	PP, EX, A	VE01	HA08	0	
3400	SLOUČENINA ORGANOKOVOVÁ, TUHÁ, SCHOPNÁ SAMOOHŘEVU, J.N.	4.2	S5	II	4.2	274	500 g	E2	PP			0	
3400	SLOUČENINA ORGANOKOVOVÁ, TUHÁ, SCHOPNÁ SAMOOHŘEVU, J.N.	4.2	S5	III	4.2	274	1 kg	E1	PP			0	
3401	AMALGAM ALKALICKÝCH KOVŮ, TUHÝ	4.3	W2	I	4.3	182	0	E0	PP, EX, A	VE01	HA08	0	
3402	AMALGAM KOVŮ ALKALICKÝCH ZEMIN, TUHÝ	4.3	W2	I	4.3	183 506	0	E0	PP, EX, A	VE01	HA08	0	
3403	SLITINY DRASLIKU, KOVOVÉ, TUHÉ	4.3	W2	I	4.3		0	E0	PP, EX, A	VE01	HA08	0	
3404	SLITINY DRASLIKU A SODÍKU, TUHÉ	4.3	W2	I	4.3		0	E0	PP, EX, A	VE01	HA08	0	
3405	CHLOREČNAN BARNATÝ, ROZTOK	5.1	OT1	II	5.1+6.1	802	1 L	E2	PP, EP, TOX, A	VE02		2	
3405	CHLOREČNAN BARNATÝ, ROZTOK	5.1	OT1	III	5.1+6.1	802	5 L	E1	PP, EP, TOX, A	VE02		0	
3406	CHLORISTAN BARNATÝ, ROZTOK	5.1	OT1	II	5.1+6.1	802	1 L	E2	PP, EP, TOX, A	VE02		2	
3406	CHLORISTAN BARNATÝ, ROZTOK	5.1	OT1	III	5.1+6.1	802	5 L	E1	PP, EP, TOX, A	VE02		0	
3407	CHLOREČNANY A CHLORID HOŘEČNATÝ, SMĚS, ROZTOK	5.1	O1	II	5.1		1 L	E2	PP			0	
3407	CHLOREČNANY A CHLORID HOŘEČNATÝ, SMĚS, ROZTOK	5.1	O1	III	5.1		5 L	E1	PP			0	

(1)	(2)	(3)	(4)	(5)	(6)	(7a)	(7b)	(8)	(9)	(10)	(11)	(12)	(13)
Číslo UN / číslo látky	Pojmenování a popis 3.1.2	Třída 2.2	Klasifikační kód 2.2	Obalová skupina 2.1.1.3	Bezpečnostní značka 5.2.2	Zvláštní ustanovení 3.3	Omezená a vyňatá množství 3.4 / 3.5.1.2	Přeprava schválená 3.2.1	Požadovaná výbava 8.1.5	Větrání 7.1.6	Opatření během naložky / vykládky / přepravy 7.1.6	Počet kuželů / světel 7.1.5	Dodatečné požadavky / poznámky 3.2.1
3408	CHLORISTAN OLOVNATÝ, ROZTOK	5.1	OT1	II	5.1+6.1		1 L E2		PP, EP			2	
3408	CHLORISTAN OLOVNATÝ, ROZTOK	5.1	OT1	III	5.1+6.1		5 L E1		PP, EP			0	
3409	CHLORINITROBENZENY, KAPALNÉ	6.1	T1	II	6.1	279 802	100 ml E4		PP, EP, TOX, A	VE02		2	
3410	HYDROCHLORID 4-CHLOR-o-TOLUIDINU, ROZTOK	6.1	T1	III	6.1	802	5 L E1		PP, EP, TOX, A	VE02		0	
3411	2-NAFTYLAMIN (beta-naftylamin), ROZTOK	6.1	T1	II	6.1	802	100 ml E4		PP, EP, TOX, A	VE02		2	
3411	2-NAFTYLAMIN (beta-naftylamin), ROZTOK	6.1	T1	III	6.1	802	5 L E1		PP, EP, TOX, A	VE02		0	
3412	KYSELINA MRAVENČÍ, s více než 10 %, ale méně než 85 % hm. kyseliny	8	C3	II	8		1 L E2	T	PP, EP			0	
3412	KYSELINA MRAVENČÍ, s více než 5 %, ale méně než 10 % hm. kyseliny	8	C3	III	8		5 L E1	T	PP, EP			0	
3413	KYANID DRASELNÝ, ROZTOK	6.1	T4	I	6.1	802	0 E5		PP, EP, TOX, A	VE02		2	
3413	KYANID DRASELNÝ, ROZTOK	6.1	T4	II	6.1	802	100 ml E4		PP, EP, TOX, A	VE02		2	
3413	KYANID DRASELNÝ, ROZTOK	6.1	T4	III	6.1	802	5 L E1		PP, EP, TOX, A	VE02		0	
3414	KYANID SODNÝ, ROZTOK	6.1	T4	I	6.1	802	0 E5		PP, EP, TOX, A	VE02		2	
3414	KYANID SODNÝ, ROZTOK	6.1	T4	II	6.1	802	100 ml E4		PP, EP, TOX, A	VE02		2	
3414	KYANID SODNÝ, ROZTOK	6.1	T4	III	6.1	802	5 L E1		PP, EP, TOX, A	VE02		0	
3415	FLUORID SODNÝ, ROZTOK	6.1	T4	III	6.1	802	5 L E1		PP, EP, TOX, A	VE02		0	
3416	CHLORACETOFENON, KAPALNÝ	6.1	T1	II	6.1	802	0 E0		PP, EP, TOX, A	VE02		2	
3417	XYLYLBROMID, TUHÝ	6.1	T2	II	6.1	802	0 E4		PP, EP			2	
3418	2,4-TOLUYLENDIAMIN, ROZTOK	6.1	T1	III	6.1	802	5 L E1		PP, EP, TOX, A	VE02		0	

(1)	(2)	(3)	(4)	(5)	(6)	(7a)	(7b)	(8)	(9)	(10)	(11)	(12)	(13)
Číslo UN / číslo látky	Pojmenování a popis 3.1.2	Třída 2.2	Klasifikační kód 2.2	Obalová skupina 2.1.1.3	Bezpečnostní značka 5.2.2	Zvláštní ustanovení 3.3	Omezená a vyňatá množství 3.4 / 3.5.1.2	Přeprava schválená 3.2.1	Požadovaná výbava 8.1.5	Větrání 7.1.6	Opatření během naložky / vykládky / přepravy 7.1.6	Počet kuželů / světel 7.1.5	Dodatečné požadavky / poznámky 3.2.1
3419	FLUORID BORITÝ / KYSELINA OCTOVÁ, KOMPLEX, TUHÝ	8	C4	II	8		1 kg	E2	PP, EP			0	
3420	FLUORID BORITÝ / KYSELINA PROPIONOVÁ, KOMPLEX, TUHÝ	8	C4	II	8		1 kg	E2	PP, EP			0	
3421	HYDROGENFLUORID DRASELNÝ, ROZTOK	8	CT1	II	8+6.1	802	1 L	E2	PP, EP, TOX, A	VE02		2	
3421	HYDROGENFLUORID DRASELNÝ, ROZTOK	8	CT1	III	8+6.1	802	5 L	E1	PP, EP, TOX, A	VE02		0	
3422	FLUORID DRASELNÝ, ROZTOK	6.1	T4	III	6.1	802	5 L	E1	PP, EP, TOX, A	VE02		0	
3423	TETRAMETHYLAMONIUM-HYDROXID, TUHÝ	8	C8	II	8		1 kg	E2	PP, EP			0	
3424	AMMONIUMDINITRO-o-KRESOLÁT, ROZTOK	6.1	T1	II	6.1	802	100 ml	E4	PP, EP, TOX, A	VE02		2	
3424	AMMONIUMDINITRO-o-KRESOLÁT, ROZTOK	6.1	T1	III	6.1	802	5 L	E1	PP, EP, TOX, A	VE02		0	
3425	KYSELINA BROMOCTOVÁ, TUHÁ	8	C4	II	8		1 kg	E2	PP, EP			0	
3426	AKRYLAMID, ROZTOK	6.1	T1	III	6.1		5 L	E1	PP, EP, TOX, A	VE02		0	
3427	CHLORBENZYLCHLORIDY, TUHÉ	6.1	T2	III	6.1	802	5 kg	E1	PP, EP			0	
3428	3-CHLOR-4-METHYLFENYLISOKYANÁT, TUHÝ	6.1	T2	II	6.1	802	500 g	E4	PP, EP			2	
3429	CHLORTOLUIDINY, KAPALNÉ	6.1	T1	III	6.1	802	5 L	E1	PP, EP, TOX, A	VE02		0	
3430	XYLENOLY, KAPALNÉ	6.1	T1	II	6.1	802	100 ml	E4	PP, EP, TOX, A	VE02		2	
3431	NITROBENZOTRIFLUORIDY, TUHÉ	6.1	T2	II	6.1	802	500 g	E4	PP, EP			2	
3432	BIFENYL POLYCHLOROVANÉ, TUHÉ	9	M2	II	9	305 802	1 kg	E2	PP, EP			0	
3434	NITROKRESOLY, KAPALNÉ	6.1	T1	III	6.1	802	5 L	E1	PP, EP, TOX, A	VE02		0	
3436	HEXAFLUORACETON, HYDRÁT, TUHÝ	6.1	T2	II	6.1	802	500 g	E4	PP, EP			2	
3437	CHLORKRESOLY, TUHÉ	6.1	T2	II	6.1	802	500 g	E4	PP, EP			2	

(1)	(2)	(3)	(4)	(5)	(6)	(7a)	(7b)	(8)	(9)	(10)	(11)	(12)	(13)
Číslo UN / číslo látky	Pojmenování a popis 3.1.2	Třída 2.2	Klasifikační kód 2.2	Obalová skupina 2.1.1.3	Bezpečnostní značka 5.2.2	Zvláštní ustanovení 3.3	Omezená a vyňatá množství 3.4 / 3.5.1.2	Přeprava schválená 3.2.1	Požadovaná výbava 8.1.5	Větrání 7.1.6	Opatření během naložky / vykládky / přepravy 7.1.6	Počet kuželů / světel 7.1.5	Dodatečné požadavky / poznámky 3.2.1
3438	alfa-METHYLBENZYLALKOHOL, TUHÝ	6.1	T2	III	6.1	802	5 kg	E1	PP, EP			0	
3439	NITRILY, TUHÉ, TOXICKÉ, J.N.	6.1	T2	I	6.1	274 802	0	E5	PP, EP			2	
3439	NITRILY, TUHÉ, TOXICKÉ, J.N.	6.1	T2	II	6.1	274 802	500 g	E4	PP, EP			2	
3439	NITRILY, TUHÉ, TOXICKÉ, J.N.	6.1	T2	III	6.1	274 802	5 kg	E1	PP, EP			0	
3440	SLOUČENINA SELENU, KAPALNÁ, J.N.	6.1	T4	I	6.1	274 802	0	E5	PP, EP, TOX, A	VE02		2	
3440	SLOUČENINA SELENU, KAPALNÁ, J.N.	6.1	T4	II	6.1	274 802	100 ml	E4	PP, EP, TOX, A	VE02		2	
3440	SLOUČENINA SELENU, KAPALNÁ, J.N.	6.1	T4	III	6.1	274 802	5 L	E1	PP, EP, TOX, A	VE02		0	
3441	CHLORDINITROBENZENY, TUHÉ	6.1	T2	II	6.1	279 802	500 g	E4	PP, EP			2	
3442	DICHLORANILINY, TUHÉ	6.1	T2	II	6.1	279 802	500 g	E4	PP, EP			2	
3443	DINITROBENZENY, TUHÉ	6.1	T2	II	6.1	802	500 g	E4	PP, EP			2	
3444	HYDROCHLORID NIKOTINU, TUHÝ	6.1	T2	II	6.1	43 802	500 g	E4	PP, EP			2	
3445	SÍRAN NIKOTINU, TUHÝ	6.1	T2	II	6.1	802	500 g	E4	PP, EP			2	
3446	NITROTOLUENY, TUHÉ	6.1	T2	II	6.1	802	500 g	E4	PP, EP			2	
3447	NITROXYLENY, TUHÉ	6.1	T2	II	6.1	802	500 g	E4	PP, EP			2	
3448	LÁTKA PRO PŘÍPRAVU SLZNÉHO PLYNU, TUHÁ, J.N.	6.1	T2	I	6.1	274 802	0	E0	PP, EP			2	
3448	LÁTKA PRO PŘÍPRAVU SLZNÉHO PLYNU, TUHÁ, J.N.	6.1	T2	II	6.1	274 802	0	E0	PP, EP			2	
3449	BROMBENZYLKYANID, TUHÝ	6.1	T2	I	6.1	138 802	0	E5	PP, EP			2	
3450	DIFENYLCHLORARSIN, TUHÝ	6.1	T3	I	6.1	802	0	E0	PP, EP			2	
3451	TOLUIDINY, TUHÉ	6.1	T2	II	6.1	279 802	500 g	E4	PP, EP			2	
3452	XYLIDINY, TUHÉ	6.1	T2	II	6.1	802	500 g	E4	PP, EP			2	

(1)	(2)	(3)	(4)	(5)	(6)	(7a)	(7b)	(8)	(9)	(10)	(11)	(12)	(13)
Číslo UN / číslo látky	Pojmenování a popis 3.1.2	Třída 2.2	Klasifikační kód 2.2	Obalová skupina 2.1.1.3	Bezpečnostní značka 5.2.2	Zvláštní ustanovení 3.3	Omezená a vyňatá množství 3.4 / 3.5.1.2	Přeprava schválená 3.2.1	Požadovaná výbava 8.1.5	Větrání 7.1.6	Opatření během naložky / vykládky / přepravy 7.1.6	Počet kuželů / světel 7.1.5	Dodatečné požadavky / poznámky 3.2.1
3453	KYSELINA FOSFOREČNÁ, TUHÁ	8	C2	III	8		5 kg	E1	PP, EP			0	
3454	DINITROTOLUENY, TUHÉ	6.1	T2	II	6.1	802	500 g	E4	PP, EP			2	
3455	KRESOLY, TUHÉ	6.1	TC2	II	6.1+8	802	500 g	E4	PP, EP			2	
3456	KYSELINA NITROSYLSÍROVÁ, TUHÁ	8	C2	II	8		1 kg	E2	PP, EP			0	
3457	CHLORNITROTOLUENY, TUHÉ	6.1	T2	III	6.1	802	5 kg	E1	PP, EP			0	
3458	NITROANISOLY, TUHÉ	6.1	T2	III	6.1	279 802	5 kg	E1	PP, EP			0	
3459	NITROBROMBENZENY, TUHÉ	6.1	T2	III	6.1	802	5 kg	E1	PP, EP			0	
3460	N-ETHYLBENZYL TOLUIDIN, TUHÝ	6.1	T2	III	6.1	802	5 kg	E1	PP, EP			0	
3462	TOXINY, ZÍSKANÉ Z ŽIVÝCH ORGANISMŮ, TUHÉ, J.N.	6.1	T2	I	6.1	210 274 802	0	E5	PP, EP			2	
3462	TOXINY, ZÍSKANÉ Z ŽIVÝCH ORGANISMŮ, TUHÉ, J.N.	6.1	T2	II	6.1	210 274 802	500 g	E4	PP, EP			2	
3462	TOXINY, ZÍSKANÉ Z ŽIVÝCH ORGANISMŮ, TUHÉ, J.N.	6.1	T2	III	6.1	210 274 802	5 kg	E1	PP, EP			0	
3463	KYSELINA PROPIONOVÁ s více než 90 % hm. kyseliny	8	CF1	II	8+3		1 L	E2	PP, EP, EX, A	VE01		1	
3464	SLOUČENINA FOSFORU, ORGANICKÁ, TUHÁ, TOXICKÁ, J.N.	6.1	T2	I	6.1	43 274 802	0	E5	PP, EP			2	
3464	SLOUČENINA FOSFORU, ORGANICKÁ, TUHÁ, TOXICKÁ, J.N.	6.1	T2	II	6.1	43 274 802	500 g	E4	PP, EP			2	
3464	SLOUČENINA FOSFORU, ORGANICKÁ, TUHÁ, TOXICKÁ, J.N.	6.1	T2	III	6.1	43 274 802	5 kg	E1	PP, EP			0	
3465	SLOUČENINA ARSENU, ORGANICKÁ, TUHÁ, J.N.	6.1	T3	I	6.1	274 802	0	E5	PP, EP			2	
3465	SLOUČENINA ARSENU, ORGANICKÁ, TUHÁ, J.N.	6.1	T3	II	6.1	274 802	500 g	E4	PP, EP			2	



(1)	(2)	(3)	(4)	(5)	(6)	(7a)	(7b)	(8)	(9)	(10)	(11)	(12)	(13)
	3.1.2	2.2	2.1.1.3	5.2.2	3.3	3.4 / 3.5.1.2	3.2.1	8.1.5	7.1.6	7.1.5	3.2.1		
Číslo UN / číslo látky	Pojmenování a popis	Třída	Klasifikační kód	Obalová skupina	Bezpečnostní značka	Zvláštní ustanovení	Omezená a vyňatá množství	Přeprava schválená	Požadovaná výbava	Větrání	Opatření během nakládky / vykládky / přepravy	Počet kuželů / světel	Dodatečné požadavky / poznámky
3465	SLOUČENINA ARSENU, ORGANICKÁ, TUHÁ, J.N.	6.1	T3	III	6.1	274 802	5 kg E1		PP, EP			0	
3466	KARBONYLY KOVŮ, TUHÉ, J.N.	6.1	T3	I	6.1	274 562 802	0 E5		PP, EP			2	
3466	KARBONYLY KOVŮ, TUHÉ, J.N.	6.1	T3	II	6.1	274 562 802	500 g E4		PP, EP			2	
3466	KARBONYLY KOVŮ, TUHÉ, J.N.	6.1	T3	III	6.1	274 562 802	5 kg E1		PP, EP			0	
3467	SLOUČENINA ORGANOKOVOVÁ, TUHÁ, TOXICKÁ, J.N.	6.1	T3	I	6.1	274 562 802	0 E5		PP, EP			2	
3467	SLOUČENINA ORGANOKOVOVÁ, TUHÁ, TOXICKÁ, J.N.	6.1	T3	II	6.1	274 562 802	500 g E4		PP, EP			2	
3467	SLOUČENINA ORGANOKOVOVÁ, TUHÁ, TOXICKÁ, J.N.	6.1	T3	III	6.1	274 562 802	5 kg E1		PP, EP			0	
3468	VODÍK V METALHYDRIDOVÉM ZÁSObNÍKOVÉM SYSTÉMU nebo VODÍK V METALHYDRIDOVÉM ZÁSObNÍKOVÉM SYSTÉMU OBSAŽENÝ V ZAŘÍZENÍ nebo VODÍK V METALHYDRIDOVÉM ZÁSObNÍKOVÉM SYSTÉMU BALENÝ SE ZAŘÍZENÍM	2	1F		2.1	321 356	0 E0	T	PP, EX, A VE01			1	

(1)	(2)	(3)	(4)	(5)	(6)	(7a)	(7b)	(8)	(9)	(10)	(11)	(12)	(13)
	3.1.2	2.2	2.1.1.3	5.2.2	3.3	3.4 / 3.5.1.2	3.2.1	8.1.5	7.1.6	7.1.5			
Číslo UN / číslo látky	Pojmenování a popis	Třída	Klasifikační kód	Obalová skupina	Bezpečnostní značka	Zvláštní ustanovení	Omezená a vyňatá množství	Přeprava schválená	Požadovaná výbava	Větrání	Opatření během nakládky / vykládky / přepravy	Počet kuželů / světel	Dodatečné požadavky / poznámky
3469	BARVA, HOŘLAVÁ, ŽÍRAVÁ (včetně barev, laků, emalů, mořidel, šelaku, fermeží, leštidel, kapalných plnidel a kapalných základových složek laků) nebo LÁTKA POMOCNÁ K VÝROBĚ BAREV, HOŘLAVÁ, ŽÍRAVÁ (včetně ředidel a složek odstraňovačů)	3	FC	I	3+8	163 367	0 E0		PP, EX, A	VE01		1	
3469	BARVA, HOŘLAVÁ, ŽÍRAVÁ (včetně barev, laků, emalů, mořidel, šelaku, fermeží, leštidel, kapalných plnidel a kapalných základových složek laků) nebo LÁTKA POMOCNÁ K VÝROBĚ BAREV, HOŘLAVÁ, ŽÍRAVÁ (včetně ředidel a složek odstraňovačů)	3	FC	II	3+8	163 367	1 L E2		PP, EX, A	VE01		1	
3469	BARVA, HOŘLAVÁ, ŽÍRAVÁ (včetně barev, laků, emalů, mořidel, šelaku, fermeží, leštidel, kapalných plnidel a kapalných základových složek laků) nebo LÁTKA POMOCNÁ K VÝROBĚ BAREV, HOŘLAVÁ, ŽÍRAVÁ (včetně ředidel a složek odstraňovačů)	3	FC	III	3+8	163 367	5 L E1		PP, EX, A	VE01		0	
3470	BARVA, ŽÍRAVÁ, HOŘLAVÁ (včetně barev, laků, emalů, mořidel, šelaku, fermeží, leštidel, kapalných plnidel a kapalných základových složek laků) nebo LÁTKA POMOCNÁ K VÝROBĚ BAREV, ŽÍRAVÁ, HOŘLAVÁ (včetně ředidel a složek odstraňovačů)	8	CF1	II	8+3	163 367	1 L E2		PP, EP, EX, A	VE01		1	
3471	HYDROGENFLUORIDY, ROZTOK, J.N.	8	CT1	II	8+6.1	802	1 L E2		PP, EP			2	
3471	HYDROGENFLUORIDY, ROZTOK, J.N.	8	CT1	III	8+6.1	802	5 L E1		PP, EP			0	
3472	KYSELINA KROTONOVÁ, KAPALNÁ	8	C3	III	8		5 L E1		PP, EP			0	

(1)	(2)	(3)		(4)	(5)	(6)	(7a)	(7b)	(8)	(9)	(10)	(11)	(12)	(13)
	3.1.2	2.2	2.2	2.1.1.3	5.2.2	3.3	3.4 / 3.5.1.2	3.2.1	8.1.5	7.1.6		7.1.6	7.1.5	3.2.1
Číslo UN / číslo látky	Pojmenování a popis	Třída	Klasifikační kód	Obalová skupina	Bezpečnostní značka	Zvláštní ustanovení	Omezená a vyňatá množství	Přeprava schválená	Požadovaná výbava	Větrání	Opatření během nakládky / vykládky / přepravy	Počet kuželů / světel	Dodatečné požadavky / poznámky	
3473	ZÁSOBNÍKY DO PALIVOVÝCH ČLÁNKŮ nebo ZÁSOBNÍKY DO PALIVOVÝCH ČLÁNKŮ OBSAŽENÉ V ZAŘÍZENÍ nebo ZÁSOBNÍKY DO PALIVOVÝCH ČLÁNKŮ BALENÉ SE ZAŘÍZENÍM, obsahující hořlavé kapaliny	3	F3		3	328	1 L	E0		PP, EX, A	VE01			
3474	1-HYDROXYBENZOTRIAZOL, MONOHYDRÁT	4.1	D	I	4.1		0	E0	PP			1		
3475	SMĚS ETHANOLU A BENZINU nebo SMĚS ETHANOLU A PALIVA PRO ZÁŽEHOVÉ MOTORY, s více než 10 % ethanolu	3	F1	II	3	333	1 L	E2	PP, EX, A	VE01		1		
3476	ZÁSOBNÍKY DO PALIVOVÝCH ČLÁNKŮ nebo ZÁSOBNÍKY DO PALIVOVÝCH ČLÁNKŮ OBSAŽENÉ V ZAŘÍZENÍ nebo ZÁSOBNÍKY DO PALIVOVÝCH ČLÁNKŮ BALENÉ SE ZAŘÍZENÍM, obsahující látky reagující s vodou	4.3	W3		4.3	328 334	500 ml nebo 500 g	E0	PP, EX, A	VE01	HA08	0		
3477	ZÁSOBNÍKY DO PALIVOVÝCH ČLÁNKŮ nebo ZÁSOBNÍKY DO PALIVOVÝCH ČLÁNKŮ OBSAŽENÉ V ZAŘÍZENÍ nebo ZÁSOBNÍKY DO PALIVOVÝCH ČLÁNKŮ BALENÉ SE ZAŘÍZENÍM, obsahující žíravé látky	8	C11		8	328 334	1 L nebo 1 kg	E0	PP, EP, A			0		
3478	ZÁSOBNÍKY DO PALIVOVÝCH ČLÁNKŮ nebo ZÁSOBNÍKY DO PALIVOVÝCH ČLÁNKŮ OBSAŽENÉ V ZAŘÍZENÍ nebo ZÁSOBNÍKY DO PALIVOVÝCH ČLÁNKŮ BALENÉ SE ZAŘÍZENÍM, obsahující zkapalněný hořlavý plyn	2	6F		2.1	328 338	120 ml	E0	PP, EX, A	VE01		1		

(1)	(2)	(3)	(4)	(5)	(6)	(7a)	(7b)	(8)	(9)	(10)	(11)	(12)	(13)
	3.1.2	2.2	2.1.1.3	5.2.2	3.3	3.4 / 3.5.1.2	3.2.1	8.1.5	7.1.6	7.1.5	3.2.1		
Číslo UN / číslo látky	Pojmenování a popis	Třída	Klasifikační kód	Obalová skupina	Bezpečnostní značka	Zvláštní ustanovení	Omezená a vyňatá množství	Přeprava schválená	Požadovaná výbava	Větrání	Opatření během naložky / vykládky / přepravy	Počet kuželů / světel	Dodatečné požadavky / poznámky
3479	ZÁSOBNÍKY DO PALIVOVÝCH ČLÁNKŮ nebo ZÁSOBNÍKY DO PALIVOVÝCH ČLÁNKŮ OBSAŽENÉ V ZAŘÍZENÍ nebo ZÁSOBNÍKY DO PALIVOVÝCH ČLÁNKŮ BALENÉ SE ZAŘÍZENÍM, obsahující vodík v hydridech kovů	2	6F		2.1	328 339	120 ml E0		PP, EX, A	VE01		1	
3480	BATERIE LITHIUM-IONTOVÉ (včetně baterií lithium-polymerních)	9	M4		9A	188 230 310 348 387 636 376 377	0 E0		PP			0	
3481	BATERIE LITHIUM-IONTOVÉ OBSAŽENÉ V ZAŘÍZENÍCH nebo BATERIE LITHIUM-IONTOVÉ BALENÉ SE ZAŘÍZENÍM (včetně baterií lithium-polymerních)	9	M4		9A	188 230 310 348 387 360 376 377 670	0 E0		PP			0	
3482	DISPERZE ALKALICKÝCH KOVŮ, HOŘLAVÉ nebo DISPERZE KOVŮ ALKALICKÝCH ZEMIN, HOŘLAVÉ	4.3	WF1	I	4.3+3	182 183 506	0 E0		PP, EX, A	VE01	HA08	1	
3483	POHONNÉ HMOTY, SMĚSI PROTI KLEPÁNÍ MOTORU, HOŘLAVÉ	6.1	TF1	I	6.1+3		0 E0		PP, EP, EX, TOX, A	VE01 VE02		2	
3484	HYDRAZIN, VODNÝ ROZTOK, HOŘLAVÝ, obsahující více než 37 % hm. hydrazinu	8	CFT	I	8+3+6.1	530	0 E0		PP, EP, EX, TOX, A	VE01 VE02		2	

(1)	(2)	(3)	(4)	(5)	(6)	(7a)	(7b)	(8)	(9)	(10)	(11)	(12)	(13)
	3.1.2	2.2	2.1.1.3	5.2.2	3.3	3.4 / 3.5.1.2	3.2.1	8.1.5	7.1.6	7.1.5			
Číslo UN / číslo látky	Pojmenování a popis	Třída	Klasifikační kód	Obalová skupina	Bezpečnostní značka	Zvláštní ustanovení	Omezená a vyňatá množství	Přeprava schválená	Požadovaná výbava	Větrání	Opatření během nakládky / vykládky / přepravy	Počet kuželů / světel	Dodatečné požadavky / poznámky
3485	CHLORNAN VÁPENATÝ, SUCHÝ, ŽÍRAVÝ nebo CHLORNAN VÁPENATÝ, SMĚS SUCHÁ, ŽÍRAVÁ, s více než 39 % aktivního chloru (8,8 % aktivního kyslíku)	5.1	OC2	II	5.1+8	314	1 kg E2		PP			0	
3486	CHLORNAN VÁPENATÝ, SMĚS SUCHÁ, ŽÍRAVÁ, s více než 10 %, ale nejvýše 39 % aktivního chloru	5.1	OC2	III	5.1+8	314	5 kg E1		PP			0	
3487	CHLORNAN VÁPENATÝ, SUCHÝ, ŽÍRAVÝ nebo CHLORNAN VÁPENATÝ, HYDRATOVANÁ SMĚS, ŽÍRAVÁ, s nejméně 5,5 %, ale nejvýše 16 % vody	5.1	OC2	II	5.1+8	314 322	1 kg E2		PP			0	
3487	CHLORNAN VÁPENATÝ, HYDRATOVANÝ, ŽÍRAVÝ nebo CHLORNAN VÁPENATÝ, HYDRATOVANÁ SMĚS, ŽÍRAVÁ, s nejméně 5,5 %, ale nejvýše 16 % vody	5.1	OC2	III	5.1+8	314	5 kg E1		PP			0	
3488	LÁTKA TOXICKÁ PŘI VDECHOVÁNÍ, KAPALNÁ, HOŘLAVÁ, ŽÍRAVÁ, J.N., s LC <sub>50</sub> nejvýše 200 ml/m3 a nasycenou koncentrací par nejméně 500 LC <sub>50</sub>	6.1	TFC	I	6.1+3+8	274	0 E0		PP, EP, EX, TOX, A	VE01, VE02		2	
3489	LÁTKA TOXICKÁ PŘI VDECHOVÁNÍ, KAPALNÁ, HOŘLAVÁ, ŽÍRAVÁ, J.N., s LC <sub>50</sub> nejvýše 1000 ml/m3 a nasycenou koncentrací par nejméně 10 LC <sub>50</sub>	6.1	TFC	I	6.1+3+8	274	0 E0		PP, EP, EX, TOX, A	VE01, VE02		2	
3490	LÁTKA TOXICKÁ PŘI VDECHOVÁNÍ, KAPALNÁ, REAGUJÍCÍ S VODOU, HOŘLAVÁ, J.N., s LC <sub>50</sub> nejvýše 200 ml/m3 a nasycenou koncentrací par nejméně 500 LC <sub>50</sub>	6.1	TFW	I	6.1+4.3+3	274	0 E0		PP, EP, EX, TOX, A	VE01, VE02		2	

(1)	(2)	(3)	(4)	(5)	(6)	(7a)	(7b)	(8)	(9)	(10)	(11)	(12)	(13)
Číslo UN / číslo látky	Pojmenování a popis 3.1.2	Třída 2.2	Klasifikační kód 2.2	Obalová skupina 2.1.1.3	Bezpečnostní značka 5.2.2	Zvláštní ustanovení 3.3	Omezená a vyňatá množství 3.4 / 3.5.1.2	Přeprava schválená 3.2.1	Požadovaná výbava 8.1.5	Větrání 7.1.6	Opatření během naložky / vykládky / přepravy 7.1.6	Počet kuželů / světel 7.1.5	Dodatečné požadavky / poznámky 3.2.1
3491	LÁTKA TOXICKÁ PŘI VDECHOVÁNÍ, KAPALNÁ, REAGUJÍCÍ S VODOU, HOŘLAVÁ, J.N., s LC <sub>50</sub> nejvýše 1000 ml/m <sup>3</sup> a nasycenou koncentrací par nejméně 10 LC <sub>50</sub>	6.1	TFW	I	6.1+4.3+3	274	0	E0	PP, EP, EX, TOX, A	VE01, VE02		2	
3494	ROPA SUROVÁ, KYSELÁ, HOŘLAVÁ, TOXICKÁ	3	FT1	I	3+6.1	343 649	0	E0	PP, EP, EX, TOX, A	VE01, VE02		2	
3494	ROPA SUROVÁ, KYSELÁ, HOŘLAVÁ, TOXICKÁ	3	FT1	II	3+6.1	343 649	1 L	E2	PP, EP, EX, TOX, A	VE01, VE02		2	
3494	ROPA SUROVÁ, KYSELÁ, HOŘLAVÁ, TOXICKÁ	3	FT1	III	3+6.1	343 649	5 L	E1	PP, EP, EX, TOX, A	VE01, VE02		0	
3495	JÓD	8	CT2	III	8+6.1	279 802	5 kg	E1	PP, EP, TOX, A	VE02		0	
3496	BATERIE NIKL-METAL HYDRIDOVÉ	9	M11										
3497	MORŠKÝ KRIL	4.2	S2	II	4.2	300	0	E2	PP			0	
3497	MORŠKÝ KRIL	4.2	S2	III	4.2	300	0	E1	PP			0	
3498	MONOCHLORID JÓDU, KAPALNÝ	8	C1	II	8		1 L	E0	PP, EP			0	
3499	KONDENZÁTOR, ELEKTRICKÁ DVOJVRSTVA (s akumulací kapacitou větší než 0,3 Wh)	9	M11		9	361	0	E0	PP			0	
3500	CHEMICKÁ LÁTKA POD TLAKEM, J.N.	2	8A		2.2	274 659	0	E0	PP			0	
3501	CHEMICKÁ LÁTKA POD TLAKEM, HOŘLAVÁ, J.N.	2	8F		2.1	274 659	0	E0	PP, EX, A	VE01		1	
3502	CHEMICKÁ LÁTKA POD TLAKEM, TOXICKÁ, J.N.	2	8T		2.2 + 6.1	274 659	0	E0	PP, EP, TOX, A	VE02		2	
3503	CHEMICKÁ LÁTKA POD TLAKEM, ŽÍRAVÁ, J.N.	2	8C		2.2 + 8	274 659	0	E0	PP, EP	VE02		0	

(1)	(2)	(3)	(4)	(5)	(6)	(7a)	(7b)	(8)	(9)	(10)	(11)	(12)	(13)
Číslo UN / číslo látky	Pojmenování a popis 3.1.2	2.2	2.2	2.1.1.3	5.2.2	3.3	3.4 / 3.5.1.2	3.2.1	8.1.5	7.1.6	Opatření během nakládky / vykládky / přepravy	7.1.5	Dodatečné požadavky / poznámky 3.2.1
3504	CHEMICKÁ LÁTKA POD TLAKEM, HOŘLAVÁ, TOXICKÁ, J.N.	2	8TF		2.1 + 6.1	274 659	0	E0	PP, EP, EX, TOX, A	VE01 VE02		2	
3505	CHEMICKÁ LÁTKA POD TLAKEM, HOŘLAVÁ, ŽÍRAVÁ, J.N.	2	8FC		2.1 + 8	274 659	0	E0	PP, EP, EX, A	VE01		1	
3506	RTUŤ OBSAŽENÁ VE VÝROBCÍCH	8	CT3		8 + 6.1	366	5 kg	E0	PP, EP, TOX, A	VE02		0	
3507	LÁTKA RADIOAKTIVNÍ, HEXAFLUORID URANU, VYJMUTÝ KUS, obsahující méně než 0,1 kg látky na balení, jiná než štěpná nebo vyjmutá stěpná	6.1		I	6.1 + 8	317 369	0	E0	PP, EP			0	
3508	KONDENZÁTOR, ASYMETRICKÝ (s kapacitou akumulace energie větší než 0,3 Wh)	9	M11		9	372	0	E0	PP			0	
3509	OBALY, VYŘAZENÉ, PRAZDNÉ, NEVYČISTĚNÉ	9	M11		9	663	0	E0	PP			0	
3510	PLYN ADSORBOVANÝ, HOŘLAVÝ, J.N.	2	9F		2.1	274	0	E0	PP, EX, A	VE01		1	
3511	PLYN ADSORBOVANÝ, J.N.	2	9A		2.2	274	0	E0	PP			0	
3512	PLYN ADSORBOVANÝ, TOXICKÝ, J.N.	2	9T		2.3	274	0	E0	PP, EP, TOX, A	VE02		2	
3513	PLYN ADSORBOVANÝ, OXIDUJÍCÍ, J.N.	2	9O		2.2 + 5.1	274	0	E0	PP			0	
3514	PLYN ADSORBOVANÝ, TOXICKÝ, HOŘLAVÝ, J.N.	2	9TF		2.3 + 2.1	274	0	E0	PP, EP, EX, TOX, A	VE01 VE02		2	
3515	PLYN ADSORBOVANÝ, TOXICKÝ, PODPORUJÍCÍ HOŘENÍ, J.N.	2	9TO		2.3 + 5.1	274	0	E0	PP, EP, TOX, A	VE02		2	

(1)	(2)	(3)	(4)	(5)	(6)	(7a)	(7b)	(8)	(9)	(10)	(11)	(12)	(13)
	3.1.2	2.2	2.1.1.3	5.2.2	3.3	3.4 / 3.5.1.2	3.2.1	8.1.5	7.1.6	7.1.5			
Číslo UN / číslo látky	Pojmenování a popis	Třída	Obalová skupina	Bezpečnostní značka	Zvláštní ustanovení	Omezená a vyňatá množství	Přeprava schválená	Požadovaná výbava	Větrání	Opatření během nakládky / vykládky / přepravy	Počet kuželů / světel	Dodatečné požadavky / poznámky	
3516	PLYN ADSORBOVANÝ, TOXICKÝ, ŽÍRAVÝ, J.N.	2		2.3 + 8	274 379	0	E0	PP, EP, TOX, A	VE02		2		
3517	PLYN ADSORBOVANÝ, TOXICKÝ, HOŘLAVÝ, ŽÍRAVÝ, J.N.	2		2.3. + 2.1 +8	274	0	E0	PP, EP, EX, TOX, A	VE01 , VE02		2		
3518	PLYN ADSORBOVANÝ, TOXICKÝ, PODPORUJÍCÍ HOŘENÍ, ŽÍRAVÝ, J.N.	2		2.3 + 5.1 + 8	274	0	E0	PP, EP, TOX, A	VE02		2		
3519	FLUORID BORITÝ, ADSORBOVANÝ	2		2.3 + 8		0	E0	PP, EP, TOX, A	VE02		2		
3520	CHLÓR, ADSORBOVANÝ	2		2.3 + 5.1 + 8		0	E0	PP, EP, TOX, A	VE02		2		
3521	FLUORID KŘEMIČITÝ, ADSORBOVANÝ	2		2.3 + 8		0	E0	PP, EP, TOX, A	VE02		2		
3522	ARSIN, ADSORBOVANÝ	2		2.3 + 2.1		0	E0	PP, EP, EX, TOX, A	VE01 , VE02		2		
3523	GERMAN, ADSORBOVANÝ	2		2.3 + 2.1		0	E0	PP, EP, EX, TOX, A	VE01 , VE02		2		
3524	FLUORID FOSFOREČNÝ, ADSORBOVANÝ	2		2.3 + 8		0	E0	PP, EP, TOX, A	VE02		2		



(1)	(2)	(3)	(4)	(5)	(6)	(7a)	(7b)	(8)	(9)	(10)	(11)	(12)	(13)
	3.1.2	2.2	2.1.1.3	5.2.2	3.3	3.4 / 3.5.1.2	3.2.1	8.1.5	7.1.6	7.1.5	3.2.1		
Číslo UN / číslo látky	Pojmenování a popis	Třída	Klasifikační kód	Obalová skupina	Bezpečnostní značka	Zvláštní ustanovení	Omezená a vyňatá množství	Přeprava schválená	Požadovaná výbava	Větrání	Opatření během naložky / vykládky / přepravy	Počet kuželů / světel	Dodatečné požadavky / poznámky
3525	FOSFIN, ADSORBOVANÝ	2	9TF		2.3 + 2.1		0	E0	PP, EP, EX, TOX, A	VE01		2	
3526	SELENOVODÍK, ADSORBOVANÝ	2	9TF		2.3 + 2.1		0	E0	PP, EP, EX, TOX, A	VE01		2	
3527	PRYSKYŘICE POLYESTEROVÉ, VÍCESLOŽKOVÉ, tuhé, základní surovina	4.1	F4	II	1.4	236 340	5kg	E0	PP			1	
3527	PRYSKYŘICE POLYESTEROVÉ, VÍCESLOŽKOVÉ, tuhé, základní surovina	4.1	F4	III	4.1	236 340	5kg	E0	PP			0	
3528	MOTOR, VNITŘNÍ SPALOVÁNÍ, POHÁNĚNÝ HOŘLAVOU KAPALINOU nebo MOTOR, PALIVOVÝ ČLÁNEK, POHÁNĚNÝ HOŘLAVOU KAPALINOU nebo STROJE, VNITŘNÍ SPALOVÁNÍ, POHÁNĚNÝ HOŘLAVOU KAPALINOU nebo STROJE, PALIVOVÝ ČLÁNEK, POHÁNĚNÝ HOŘLAVOU KAPALINOU	3	F3		3	363 667 669	0	E0	PP, EX, A	VE01		0	
3529	MOTOR, VNITŘNÍ SPALOVÁNÍ, POHÁNĚNÝ HOŘLAVÝM PLYNEM nebo MOTOR, PALIVOVÝ ČLÁNEK, POHÁNĚNÝ HOŘLAVÝM PLYNEM nebo STROJE, VNITŘNÍ SPALOVÁNÍ, POHÁNĚNÝ HOŘLAVÝM PLYNEM nebo STROJE, PALIVOVÝ ČLÁNEK, POHÁNĚNÝ HOŘLAVÝM PLYNEM	2	6F		2.1	363 667 669	0	E0	PP, EX, A	VE01		0	
3530	MOTOR, VNITŘNÍ SPALOVÁNÍ nebo STROJE, VNITŘNÍ SPALOVÁNÍ	9	M11		9	363 667 669	0	E0	PP			0	

(1)	(2)	(3)	(4)	(5)	(6)	(7a)	(7b)	(8)	(9)	(10)	(11)	(12)	(13)
	3.1.2	2.2	2.1.1.3	5.2.2	3.3	3.4 / 3.5.1.2	3.2.1	8.1.5	7.1.6	7.1.5	3.2.1		
Číslo UN / číslo látky	Pojmenování a popis	Třída	Klasifikační kód	Obalová skupina	Bezpečnostní značka	Zvláštní ustanovení	Omezená a vyňatá množství	Přeprava schválená	Požadovaná výbava	Větrání	Opatření během naložky / vykládky / přepravy	Počet kuželů / světel	Dodatečné požadavky / poznámky
3531	POLYMERIZUJÍCÍ LÁTKA, TUHÁ, STABILIZOVANÁ, J. N.	4.1	PM1	III	4.1	274 386	0 E0		PP			0	
3532	POLYMERIZUJÍCÍ LÁTKA, KAPALNÁ, STABILIZOVANÁ, J. N.	4.1	PM1	III	4.1	274 386	0 E0		PP			0	
3533	POLYMERIZUJÍCÍ LÁTKA, TUHÁ, S ŘÍZENÍM TEPLoty, J. N.	4.1	PM2	III	4.1	274 386	0 E0		PP			0	
3534	POLYMERIZUJÍCÍ LÁTKA, KAPALNÁ, S ŘÍZENÍM TEPLoty, J. N.	4.1	PM2	III	4.1	274 386	0 E0		PP			0	
3535	LÁTKA TOXICKÁ, TUHÁ, HOŘLAVÁ, ANORGANICKÁ, J. N.	6.1	TF3	I	6.1 + 4.1	274	0 E5		PP, EP, EX, A	VE01		2	
3535	LÁTKA TOXICKÁ, TUHÁ, HOŘLAVÁ, ANORGANICKÁ, J. N.	6.1	TF3	II	6.1 + 4.1	274	500 g E4		PP, EP, EX, A	VE01		2	
3536	BATERIE LITHIOVÉ UMÍSTĚNÉ V NÁKLADNÍ DOPRAVNÍ JEDNOTCE lithium-iontové baterie nebo lithium-kovové baterie	9	M4		9	389	0 E0		PP			0	
3537	PŘEDMĚTY OBSAHUJÍCÍ HOŘLAVÝ PLYN, J. N.	2	6F		Viz 5.2.2.1.12	274 667	0 E0		PP, EX, A	VE01		1	
3538	PŘEDMĚTY OBSAHUJÍCÍ NEHOŘLAVÝ, NETOXICKÝ PLYN, J. N.	2	6A		Viz 5.2.2.1.12	274 667	0 E0		PP			0	

(1)	(2)	(3)	(4)	(5)	(6)	(7a)	(7b)	(8)	(9)	(10)	(11)	(12)	(13)
	3.1.2	2.2	2.2	2.1.1.3	5.2.2	3.3	3.4 / 3.5.1.2	3.2.1	8.1.5	7.1.6	7.1.6	7.1.5	3.2.1
Číslo UN / číslo látky	Pojmenování a popis	Třída	Klasifikační kód	Obalová skupina	Bezpečnostní značka	Zvláštní ustanovení	Omezená a vyňatá množství	Přeprava schválená	Požadovaná výbava	Větrání	Opatření během naložky / vykládky / přepravy	Počet kuželů / světel	Dodatečné požadavky / poznámky
3539	PŘEDMĚTY OBSAHUJÍCÍ TOXICKÝ PLYN, J.N.	2	6T		Viz 5.2.2.1.12	274 667	0 E0		PP, EP, TOX, A	VE02		2	
3540	PŘEDMĚTY OBSAHUJÍCÍ HOŘLAVOU KAPALINU, J.N.	3	F3		Viz 5.2.2.1.12	274 667	0 E0		PP, EX, A	VE01		1	
3541	PŘEDMĚTY OBSAHUJÍCÍ HOŘLAVOU TUHOU LÁTKU, J.N.	4.1	F4		Viz 5.2.2.1.12	274 667	0 E0		PP			0	
3542	PŘEDMĚTY OBSAHUJÍCÍ SAMOŽÁPALNOU LÁTKU, J.N.	4.2	S6		Viz 5.2.2.1.12	274 667	0 E0		PP			0	
3543	PŘEDMĚTY OBSAHUJÍCÍ LÁTKU, KTERÁ VE STYKU S VODOU VYVIJÍ HOŘLAVÉ PLYNY, J.N.	4.3	W3		Viz 5.2.2.1.12	274 667	0 E0		PP, EX, A	VE01	HA08	0	
3544	PŘEDMĚTY OBSAHUJÍCÍ LÁTKU PODPORUJÍCÍ HOŘENÍ, J.N.	5.1	O3		Viz 5.2.2.1.12	274 667	0 E0		PP			0	
3545	PŘEDMĚTY OBSAHUJÍCÍ ORGANICKÝ PEROXID, J.N.	5.2	P1 nebo P2		Viz 5.2.2.1.12	274 667	0 E0		PP, EX, A	VE01		0	
3546	PŘEDMĚTY OBSAHUJÍCÍ TOXICKOU LÁTKU, J.N.	6.1	T10		Viz 5.2.2.1.12	274 667	0 E0		PP, EP, TOX, A	VE02		0	
3547	PŘEDMĚTY OBSAHUJÍCÍ ŽÍRAVOU LÁTKU, J.N.	8	C11		Viz 5.2.2.1.12	274 667	0 E0		PP, EP			0	

(1)	(2)	(3)	(4)	(5)	(6)	(7a)	(7b)	(8)	(9)	(10)	(11)	(12)	(13)
	3.1.2	2.2	2.1.1.3	5.2.2	3.3	3.4 / 3.5.1.2	3.2.1	8.1.5	7.1.6	7.1.5			
Číslo UN / číslo látky	Pojmenování a popis	Třída	Klasifikační kód	Obalová skupina	Bezpečnostní značka	Zvláštní ustanovení	Omezená a vyňatá množství	Přeprava schválená	Požadovaná výbava	Větrání	Opatření během naložky / vykládky / přepravy	Počet kuželů / světel	Dodatečné požadavky / poznámky
3548	PŘEDMĚTY OBSAHUJÍCÍ JINÉ NEBEZPEČNÉ VĚCI, J.N.	9	M11		Viz 5.2.2.1.12	274 667	0 E0		PP			0	
9000	AMONIAK (ČPAVEK), HLUBOCE ZCHLAZENÝ	2	3TC		2.3 + 8			T	PP, EP, TOX, A	VE02		2	Povoleno přepravovat pouze v tankových plavidlech
9001	LÁTKY S BODEM VZPLANUTÍ NAD 60 °C, které jsou zahřívány na teplotu v rozmezí 15K pod jejich bodem vzplanutí	3	F4		žádná			T	PP			0	Nebezpečná pouze pokud je přepravována v tankových plavidlech
9002	LÁTKY S TEPLOTOU SAMOVZNIČENÍ 200 °C A NIŽE, J.N.	3	F5		žádná			T	PP			0	Nebezpečná pouze pokud je přepravována v tankových plavidlech
9003	LÁTKY S BODEM VZPLANUTÍ NAD 60 °C, ALE NEPŘESAHUJÍCÍM 100 °C, které nepatří do jiné třídy	9			žádná			T	PP			0	Nebezpečná pouze pokud je přepravována v tankových plavidlech
9004	4, 4' - DIISOKYANÁTDIFENYLMETHAN	9			žádná			T	PP			0	Nebezpečná pouze pokud je přepravována v tankových plavidlech

(1)	(2)	(3)		(4)	(5)	(6)	(7a)	(7b)	(8)	(9)	(10)	(11)	(12)	(13)
	3.1.2	2.2	2.2	2.1.1.3	5.2.2	3.3	3.4 / 3.5.1.2	3.2.1	8.1.5	7.1.6	7.1.6	7.1.5	3.2.1	
	Pojmenování a popis	Třída	Klasifikační kód	Obalová skupina	Bezpečnostní značka	Zvláštní ustanovení	Omezená a vyňatá množství	Přeprava schválená	Požadovaná výbava	Větrání	Opatření během naložky / vykládky / přepravy	Počet kuželů / světel	Dodatečné požadavky / poznámky	
9005	LÁTKA OHROŽUJÍCÍ ŽIVOTNÍ PROSTŘEDÍ, TUHÁ, J.N., roztažená	9			žádná			T	PP			0	Nebezpečná pouze pokud je přepravována v tankových plavidlech	
9006	LÁTKA OHROŽUJÍCÍ ŽIVOTNÍ PROSTŘEDÍ, KAPALNÁ, J.N.	9			žádná			T	PP			0	Nebezpečná pouze pokud je přepravována v tankových plavidlech	

**3.2.2****Tabulka B: Abecední seznam nebezpečných věcí**

Dále uvedená tabulka B obsahuje abecední seznam látek a předmětů, které jsou vyjmenovány v pořadí UN čísel v tabulce A oddílu 3.2.1. Netvoří nedílnou část ADN. Byl vypracován s potřebným úsilím sekretariátem Evropské hospodářské komise OSN k účelům usnadnění konzultací příloh A a B k ADN, ale nemůže v žádném případě nahradit ustanovení uvedeného předpisu, která v případě rozporu platí a která proto musí být pečlivě ověřena a dodržena.

**POZNÁMKA 1:** Pro účel určení abecedního pořadí čísel nebyla brána v úvahu řecká písmena, písmena „n“, „N“, „o“ (ortho), „m“ (meta), „p“ (para), zkratky „sec“ a „terc“ ani předložky, přestože jsou součástí oficiálního pojmenování pro přepravu. Nebyla brána v úvahu ani množná čísla ani zkratka „J.N“ (jinde nejmenované).

**POZNÁMKA 2:** Pojmenování látky nebo předmětu uvedené velkými písmeny je platné oficiální pojmenování pro přepravu (viz 3.1.2).

**POZNÁMKA 3:** Pojmenování látky nebo předmětu uvedené velkými písmeny, následované slovem „viz“ určuje možné alternativní oficiální pojmenování pro přepravu nebo část oficiálního pojmenování pro přepravu (kromě PCB) (viz 3.1.2.1).

**POZNÁMKA 4:** Je-li pojmenování látky nebo předmětu napsáno malými písmeny a je následováno slovem „viz“, nejde o oficiální pojmenování pro přepravu, nýbrž o synonymum.

**POZNÁMKA 5:** Je-li pojmenování částečně napsáno velkými písmeny a částečně malými písmeny, část napsaná malými písmeny se nepovažuje za součást oficiálního pojmenování pro přepravu (viz 3.1.2.1).

**POZNÁMKA 6:** Pro účely dokumentace a označování kusů je možno použít oficiální pojmenování pro přepravu v jednotném nebo množném čísle, jak je to vhodné (viz 3.1.2.3).

**POZNÁMKA 7:** K přesnému určení oficiálního pojmenování pro přepravu viz 3.1.2.

Pojmenování a popis	Číslo UN/ číslo látky	Třída	Dodatečné požadavky/ poznámky
ACETAL	1088	3	
ACETALDEHYD	1089	3	
ACETALDEHYDOXIM	2332	3	
ACETANHYDRID	1715	8	
ACETOARSENITAN MĚDNATÝ	1585	6.1	
ACETON	1090	3	
ACETONITRIL	1648	3	
ACETONKYANHYDRIN, STABILIZOVANÝ	1541	6.1	
ACETONOVÉ OLEJE	1091	3	
ACETYLBROMID	1716	8	
ACETYLÉN, BEZ ROZPOUŠTĚDLA	3374	2	
ACETYLÉN, ROZPUŠTĚNÝ	1001	2	
ACETYLCHLORID	1717	3	
ACETYLJODID	1898	8	
ACETYLMETHYLKARBINOL	2621	3	
ADIPONITRIL	2205	6.1	
AEROSOLY	1950	2	
AKRIDIN	2713	6.1	
AKROLEIN DIMER, STABILIZOVANÝ	2607	3	
AKROLEIN, STABILIZOVANÝ	1092	6.1	
AKRYLAMID, ROZTOK	3426	6.1	
AKRYLAMID, TUHÝ	2074	6.1	
AKRYLONITRIL, STABILIZOVANÝ	1093	3	
Aktinolit viz	2212	9	
AKUMULÁTORY (BATERIE), JIŠTĚNÉ PROTI VYTEČENÍ NAPLNĚNÉ KAPALNÝM ELEKTROLYTEM	2800	8	
AKUMULÁTORY (BATERIE), NAPLNĚNÉ ALKALICKÝM KAPALNÝM ELEKTROLYTEM	2795	8	
AKUMULÁTORY (BATERIE), NAPLNĚNÉ KYSELÝM KAPALNÝM ELEKTROLYTEM	2794	8	
AKUMULÁTORY (BATERIE), SUCHÉ, OBSAHUJÍCÍ TUHÝ HYDROXID DRASELNÝ	3028	8	
AKUMULÁTORY SODÍKOVÉ nebo ČLÁNKY AKUMULÁTORU SODÍKOVÉ	3292	4.3	
ALDEHYDY, HOŘLAVÉ, TOXICKÉ, J.N.	1988	3	
ALDEHYDY, J.N.	1989	3	
ALDOL (3-HYDROXYBUTYRALDEHYD)	2839	6.1	
alfa-METHYLBENZYLALKOHOL, KAPALNÝ	2937	6.1	
alfa-METHYLBENZYLALKOHOL, TUHÝ	3438	6.1	
alfa-METHYLVALERALDEHYD	2367	3	
alfa-PINEN	2368	3	
ALKALOIDY, KAPALNÉ, J.N. nebo SOLI ALKALOIDŮ, KAPALNÉ, J.N.	3140	6.1	
ALKALOIDY, TUHÉ, J.N. nebo SOLI ALKALOIDŮ, TUHÉ, J.N.	1544	6.1	
ALKOHOLÁTY ALKALICKÝCH KOVŮ, SCHOPNÉ SAMOOHŘEVU, ŽÍRAVÉ, J.N.	3206	4.2	
ALKOHOLÁTY KOVŮ ALKALICKÝCH ZEMIN, J.N.	3205	4.2	
ALKOHOLÁTY, ROZTOKY v alkoholu, J.N.	3274	3	
ALKOHOLY, HOŘLAVÉ, TOXICKÉ, J.N.	1986	3	
ALKOHOLY, J.N.	1987	3	
ALKYLFENOLY, KAPALNÉ, J.N. (včetně homologů C <sub>2</sub> -C <sub>12</sub> )	3145	8	

Pojmenování a popis	Číslo UN/ číslo látky	Třída	Dodatečné požadavky/ poznámky
ALKYLFENOLY, TUHÉ, J.N. (včetně homologů C <sub>2</sub> -C <sub>12</sub> )	2430	8	
ALLYLACETÁT	2333	3	
ALLYLALKOHOL	1098	6.1	
ALLYLAMIN	2334	6.1	
ALLYLBROMID	1099	3	
ALLYLETHYLETHER	2335	3	
ALLYLFORMIÁT	2336	3	
ALLYLGLYCIDYLETHER	2219	3	
ALLYLCHLORFORMIÁT (allylchlorkarbonát)	1722	6.1	
ALLYLCHLORID	1100	3	
ALLYLISOTHIOKYANÁT, STABILIZOVANÝ	1545	6.1	
ALLYLJODID	1723	3	
ALLYLTRICHLORSILAN, STABILIZOVANÝ	1724	8	
AMALGAM ALKALICKÝCH KOVŮ, KAPALNÝ	1389	4.3	
AMALGAM ALKALICKÝCH KOVŮ, TUHÝ	3401	4.3	
AMALGAM KOVŮ ALKALICKÝCH ZEMIN, KAPALNÝ	1392	4.3	
AMALGAM KOVŮ ALKALICKÝCH ZEMIN, TUHÝ	3402	4.3	
Amfibol azbest, viz	2212	9	
AMID HOŘEČNATÝ	2004	4.2	
AMIDY ALKALICKÝCH KOVŮ	1390	4.3	
2-AMINO-5-DIETHYLAMINOPENTAN	2946	6.1	
2-AMINO-4,6-DINITROFENOL, VLNČENÝ nejméně 20 % hm. vody	3317	4.1	
1-AMINOETHANOL (ACETALDEHYD AMONIAK)	1841	9	
2-(2-AMINOETHOXY)-ETHANOL	3055	8	
2-AMINO-4-CHLORFENOL	2673	6.1	
AMINOFENOLY (o-, m-, p-)	2512	6.1	
AMINOPYRIDINY (o-, m-, p-)	2671	6.1	
AMINY HOŘLAVÉ, ŽÍRAVÉ, J.N. nebo POLYAMINY HOŘLAVÉ, ŽÍRAVÉ, J.N.	2733	3	
AMINY KAPALNÉ, ŽÍRAVÉ, HOŘLAVÉ, J.N. nebo POLYAMINY KAPALNÉ, ŽÍRAVÉ, HOŘLAVÉ, J.N.	2734	8	
AMINY KAPALNÉ, ŽÍRAVÉ, J.N. nebo POLYAMINY KAPALNÉ, ŽÍRAVÉ, J.N.	2735	8	
AMINY, TUHÉ, ŽÍRAVÉ, J.N. nebo POLYAMINY, TUHÉ, ŽÍRAVÉ, J.N.	3259	8	
AMMONIAK (ČPAVEK), HLUBOCE ZCHLAZENÝ	9000	2	Povoleno přepravovat pouze v tankových plavidlech
AMMONIUMDINITRO-o-KRESOLÁT, ROZTOK	3424	6.1	
AMMONIUMDINITRO-o-KRESOLÁT, TUHÝ	1843	6.1	
AMONIAK (ČPAVEK), BEZVODÝ	1005	2	
AMONIAK (ČPAVEK), ROZTOK ve vodě, s hustotou menší než 0,880 kg/l při 15 °C, s více než 50 % amoniaku (čpavku)	3318	2	
AMONIAK (ČPAVEK), ROZTOK, vodný, s hustotou menší než 0,880 kg/l při 15 °C, s více než 35 %, ale nejvýše 50 % amoniaku (čpavku)	2073	2	
AMONIAK (ČPAVEK), ROZTOK, vodný, s hustotou mezi 0,880 a 0,957 kg/l při 15 °C, s více než 10 %, ale nejvíce 35 % amoniaku (čpavku)	2672	8	
AMYLACETÁTY	1104	3	
AMYLAMIN	1106	3	
AMYLBUTYRÁTY	2620	3	



Pojmenování a popis	Číslo UN/ číslo látky	Třída	Dodatečné požadavky/ poznámky
AMYLFORMIÁTY	1109	3	
AMYLFOSFÁT	2819	8	
AMYLCHLORID	1107	3	
AMYLMERKAPTAN	1111	3	
AMYLNITRÁT	1112	3	
AMYLNITRIT	1113	3	
AMYLTRICHLORSILAN	1728	8	
ANHYDRID KYSELINY MÁSELNÉ	2739	8	
ANHYDRID KYSELINY PROPIONOVÉ	2496	8	
ANILÍN	1547	6.1	
ANISIDINY	2431	6.1	
ANISOL	2222	3	
ANISOYLCHLORID	1729	8	
ANTIDETONAČNÍ SMĚS PRO MOTOROVÉ PALIVO	1649	6.1	
ANTIMON, PRÁŠEK	2871	6.1	
ANTIMONOVOODÍK (STIBIN)	2676	2	
Antofylit viz	2212	9	
ARGON, HLUBOCE ZCHLAZENÝ, KAPALNÝ	1951	2	
ARGON, STLAČENÝ	1006	2	
ARSANILÁT SODNÝ	2473	6.1	
ARSEN	1558	6.1	
ARSEN, PRACH	1562	6.1	
ARSENIČNAN AMONNÝ	1546	6.1	
ARSENIČNAN DRASELNÝ	1677	6.1	
ARSENIČNAN HOŘEČNATÝ	1622	6.1	
ARSENIČNAN RTUŤNATÝ	1623	6.1	
ARSENIČNAN SODNÝ	1685	6.1	
ARSENIČNAN VÁPENATÝ	1573	6.1	
ARSENIČNAN VÁPENATÝ A ARSENITAN VÁPENATÝ, SMĚS, TUHÁ	1574	6.1	
ARSENIČNAN ZINEČNATÝ nebo ARSENITAN ZINEČNATÝ nebo ARSENIČNAN ZINEČNATÝ A ARSENITAN ZINEČNATÝ, SMĚS	1712	6.1	
ARSENIČNAN ŽELEZITÝ	1606	6.1	
ARSENIČNAN ŽELEZNATÝ	1608	6.1	
ARSENIČNANY OLOVA	1617	6.1	
ARSENITAN DRASELNÝ	1678	6.1	
ARSENITAN MĚDNATÝ	1586	6.1	
ARSENITAN SODNÝ, TUHÝ	2027	6.1	
ARSENITAN SODNÝ, VODNÝ ROZTOK	1686	6.1	
ARSENITAN STRONTNATÝ	1691	6.1	
ARSENITAN STŘÍBRNÝ	1683	6.1	
ARSENITAN ŽELEZITÝ	1607	6.1	
ARSENITANY OLOVA	1618	6.1	
ARSENOVOODÍK (ARSIN)	2188	2	
ARSIN, ADSORBOVANÝ	3522	2	
AZBEST, AMFIBOL	2212	9	
AZBEST, CHRYSOTIL	2590	9	
AZID BARNATÝ, suchý nebo vlhčený méně než 50 % hm. vody	0224	1	

Pojmenování a popis	Číslo UN/ číslo látky	Třída	Dodatečné požadavky/ poznámky
AZID BARNATÝ, VHLČENÝ nejméně 50 % hm. vody	1571	4.1	
AZID OLOVNATÝ, VHLČENÝ nejméně 20 % hm. vody nebo směsí alkoholu s vodou	0129	1	
AZID SODNÝ	1687	6.1	
AZODIKARBONAMID	3242	4.1	
BARVA, HOŘLAVÁ, ŽÍRAVÁ (včetně barev, laků, emailů, mořidel, šelaku, fermeží, leštidel, kapalných plnidel a kapalných základových složek laků) nebo LÁTKA POMOCNÁ K VÝROBĚ BAREV, HOŘLAVÁ, ŽÍRAVÁ (včetně ředidel a složek odstraňovačů)	3469	3	
BARVA, ŽÍRAVÁ, HOŘLAVÁ (včetně barev, laků, emailů, mořidel, šelaku, fermeží, leštidel, kapalných plnidel a kapalných základových složek laků) nebo LÁTKA POMOCNÁ K VÝROBĚ BAREV, ŽÍRAVÁ, HOŘLAVÁ (včetně ředidel a složek odstraňovačů)	3470	8	
BARVA (včetně barev, lakových barev, emailových laků, mořidel, šelakových roztoků, fermeží, leštících prostředků, kapalných plnidel a kapalných základových barev) nebo LÁTKA POMOCNÁ K VÝROBĚ BAREV (včetně ředidla a rozpouštědla)	1263	3	
BARVA (včetně laků, emailů, mořidel, šelaku a fermeží, leštidel a kapalných základových složek laků) nebo LÁTKA POMOCNÁ K VÝROBĚ BAREV (včetně ředidel a složek odstraňovačů)	3066	8	
BARVA TISKAŘSKÁ, hořlavá nebo LÁTKY POMOCNÉ K VÝROBĚ TISKAŘSKÝCH BAREV (včetně ředidel nebo rozpouštědel tiskařských barev), hořlavé	1210	3	
BARVIVO, KAPALNÉ, TOXICKÉ, J.N. nebo MEZIPRODUKT PŘI VÝROBĚ BARVIV, KAPALNÝ, TOXICKÝ, J.N.	1602	6.1	
BARVIVO, KAPALNÉ, ŽÍRAVÉ, J.N. nebo MEZIPRODUKT PŘI VÝROBĚ BARVIV, KAPALNÝ, ŽÍRAVÝ, J.N.	2801	8	
BARVIVO, TUHÉ, TOXICKÉ, J.N. nebo MEZIPRODUKT PŘI VÝROBĚ BARVIV, TUHÝ, TOXICKÝ, J.N.	3143	6.1	
BARVIVO, TUHÉ, ŽÍRAVÉ, J.N. nebo MEZIPRODUKT PŘI VÝROBĚ BARVIV, TUHÝ, ŽÍRAVÝ, J.N.	3147	8	
BARYUM	1400	4.3	
BATERIE LITHIOVÉ KOVOVÉ (včetně baterií ze slitin lithia)	3090	9	
BATERIE LITHIOVÉ UMÍSTĚNÉ V NÁKLADNÍ DOPRAVNÍ JEDNOTCE lithium-iontové baterie nebo lithium-kovové baterie	3536	9	
BATERIE LITHIUM-IONTOVÉ (včetně baterií lithium-polymerových)	3480	9	
BATERIE LITHIUM-IONTOVÉ OBSAŽENÉ V ZAŘÍZENÍCH nebo BATERIE LITHIUM-IONTOVÉ BALENÉ SE ZAŘÍZENÍMI (včetně baterií lithium-polymerových)	3481	9	
BATERIE LITHIOVÉ KOVOVÉ OBSAŽENÉ V ZAŘÍZENÍ nebo BATERIE LITHIOVÉ KOVOVÉ BALENÉ SE ZAŘÍZENÍM (včetně baterií ze slitin lithia)	3091	9	
Baterie nikl-metal hydridové	3496	9	Není předmětem ADN
BAVLNA, VLHKÁ	1365	4.2	
BENZALDEHYD	1990	9	
BENZEN	1114	3	
BENZENSULFONYLCHLORID	2225	8	
BENZIDIN	1885	6.1	
BENZÍN LAKOVÝ	1300	3	
BENZÍN nebo PALIVO PRO ZÁŽEHOVÉ MOTORY	1203	3	
BENZOÁT RTUŇNATÝ	1631	6.1	
BENZOCHINON	2587	6.1	
BENZONITRIL	2224	6.1	
BENZOTRIFLUORID	2338	3	

Pojmenování a popis	Číslo UN/ číslo látky	Třída	Dodatečné požadavky/ poznámky
BENZOTRICHLORID	2226	8	
BENZOYLCHLORID	1736	8	
BENZYLBROMID	1737	6.1	
BENZYLDIMETHYLAMIN	2619	8	
BENZYLCHLORFORMIÁT (benzylchlorkarbonát)	1739	8	
BENZYLCHLORID	1738	6.1	
BENZYLIDENCHLORID	1886	6.1	
BENZYLJODID	2653	6.1	
BERYLLIUM, PRÁŠEK	1567	6.1	
BEZPEČNOSTNÍ ZAŘÍZENÍ, spouštěna elektricky	3268	9	
BICYCLO[2.2.1]HEPTA-2,5-DIEN, STABILIZOVANÝ (2,5-NORBORNADIEN, STABILIZOVANÝ)	2251	3	
BIFENYLY POLYHALOGENOVANÉ, KAPALNÉ nebo TERFENYLY POLYHALOGENOVANÉ, KAPALNÉ	3151	9	
BIFENYLY POLYHALOGENOVANÉ, TUHÉ nebo TERFENYLY POLYHALOGENOVANÉ, TUHÉ	3152	9	
BIFENYLY POLYCHLOROVANÉ, KAPALNÉ	2315	9	
BIFENYLY POLYCHLOROVANÉ, TUHÉ	3432	9	
BIOLOGICKÉ LÁTKY, KATEGORIE B	3373	6.2	
1,2-BIS(DIMETHYLAMINO)ETHAN	2372	3	
BIS(2-CHLOROISOPROPYL)ETHER	2490	6.1	
BLESKOVICE, ohebná	0065	1	
BLESKOVICE, ohebná	0289	1	
BLESKOVICE, s kovovým pláštěm	0102	1	
BLESKOVICE, s kovovým pláštěm	0290	1	
BLESKOVICE, S MALÝM ÚČINKEM, s kovovým pláštěm	0104	1	
BOBY RICINOVÉ nebo MOUČKA RICINOVÁ nebo KOLÁČ RICINOVÝ nebo VLOČKY RICINOVÉ	2969	9	
BOJOVÉ HLAVICE, RAKETA, s trhací náložkou nebo výmetnou náplní	0370	1	
BOJOVÉ HLAVICE, RAKETA, s trhací náložkou nebo výmetnou náplní	0371	1	
BOJOVÉ HLAVICE, RAKETA, s trhací náplní	0286	1	
BOJOVÉ HLAVICE, RAKETA, s trhací náplní	0287	1	
BOJOVÉ HLAVICE, RAKETA, s trhací náplní	0369	1	
BOJOVÉ HLAVICE, TORPÉDO, s trhací náplní	0221	1	
BORNEOL	1312	4.1	
BROM nebo BROM, ROZTOK	1744	8	
BROMACETON	1569	6.1	
BROMACETYLBROMID	2513	8	
BROMBENZEN	2514	3	
BROMBENZYLKYANID, KAPALNÝ	1694	6.1	
BROMBENZYLKYANID, TUHÝ	3449	6.1	
1-BROMBUTAN	1126	3	
2-BROMBUTAN	2339	3	
2-BROMETHYLETHYLETHER	2340	3	
BROMCHLORDIFLUORMETHAN (PLYN JAKO CHLADICÍ PROSTŘEDEK R 12B1)	1974	2	
BROMCHLORMETHAN	1887	6.1	
1-BROM-3-CHLORPROPAN	2688	6.1	
BROMIČNAN BARNATÝ	2719	5.1	

Pojmenování a popis	Číslo UN/ číslo látky	Třída	Dodatečné požadavky/ poznámky
BROMIČNAN DRASELNÝ	1484	5.1	
BROMIČNAN HOŘEČNATÝ	1473	5.1	
BROMIČNAN SODNÝ	1494	5.1	
BROMIČNAN ZINEČNATÝ	2469	5.1	
BROMIČNANY, ANORGANICKÉ, J.N.	1450	5.1	
BROMIČNANY, ANORGANICKÉ, VODNÝ ROZTOK, J.N.	3213	5.1	
BROMIČNANY, ANORGANICKÉ, VODNÝ ROZTOK, J.N.	3213	5.1	
BROMID ARSENITÝ	1555	6.1	
BROMID BORITÝ	2692	8	
BROMID FOSFOREČNÝ	2691	8	
BROMID FOSFORITÝ	1808	8	
BROMID FOSFORYLU (OXYBROMID FOSFOREČNÝ)	1939	8	
BROMID FOSFORYLU, ROZTAVENÝ	2576	8	
BROMID HLINITÝ, BEZVODÝ	1725	8	
BROMID HLINITÝ, ROZTOK	2580	8	
BROMIDY RTUTI	1634	6.1	
BROMKYAN	1889	6.1	
BROMMETHAN (METHYLBROMID), s nejvýše 2 % chlorpikrinu	1062	2	
1-BROM-3-METHYLBUTAN	2341	3	
BROMMETHYLPROPANY	2342	3	
2-BROM-2-NITROPROPAN-1,3-DIOL	3241	4.1	
BROMOFORM	2515	6.1	
BROMOVODÍK, BEZVODÝ	1048	2	
2-BROMPENTAN	2343	3	
BROMPROPANY	2344	3	
3-BROMPROPIN	2345	3	
BROMTRIFLUORETHYLEN	2419	2	
BROMTRIFLUORMETHAN (PLYN JAKO CHLADICÍ PROSTŘEDEK R 13B1)	1009	2	
BRUCIN	1570	6.1	
BUTADIENY, STABILIZOVANÉ nebo BUTADIENY, SMĚS S UHLOVODÍKEM, které mají při 70 °C tenzi par nepřesahující 1,1 MPa (11 bar) a jejichž hustota při 50 °C není nižší než 0,525 kg/l	1010	2	
BUTAN	1011	2	
BUTANDION	2346	3	
BUTANOLY	1120	3	
BUTANTHIOL (butylmerkaptan)	2347	3	
BUTENY, SMĚS nebo 1-BUTEN nebo 2-BUTEN cis nebo 2-BUTEN trans	1012	2	
BUTIN-1,4-DIOL	2716	6.1	
BUTYLACETÁTY	1123	3	
BUTYLAKRYLÁTY, STABILIZOVANÉ	2348	3	
BUTYLBENZENY	2709	3	
1,2-BUTYLENOXID, STABILIZOVANÝ	3022	3	
BUTYLFOSFÁT	1718	8	
BUTYLMETHYLETER	2350	3	
BUTYLNITRITY	2351	3	
BUTYLPROPIONÁTY	1914	3	
BUTYLTOLUENY	2667	6.1	

Pojmenování a popis	Číslo UN/ číslo látky	Třída	Dodatečné požadavky/ poznámky
BUTYLTRICHLORSILAN	1747	8	
5-terc-BUTYL-2,4,6-TRINITRO-m-XYLEN (XYLENOVÉ PIŽMO)	2956	4.1	
BUTYLVINYLETHER, STABILIZOVANÝ	2352	3	
BUTYRALDEHYD	1129	3	
BUTYRALDOXIM	2840	3	
BUTYRONITRIL	2411	3	
BUTYRYLCHLORID	2353	3	
CELULOID, ODPAD	2002	4.2	
CELULOID, v blocích, tyčích, deskách, trubkách atd., vyjma odpadu	2000	4.1	
CER, desky, ingoty, tyče	1333	4.1	
CER, třísky nebo krupice	3078	4.3	
CESIUM	1407	4.3	
CYKLOBUTAN	2601	2	
CYKLOBUTYLCHLORFORMIÁT (cyklobutylchlorkarbonát)	2744	6.1	
1,5,9-CYKLODEKATRIEN	2518	6.1	
CYKLOHEPTAN	2241	3	
CYKLOHEPTATRIEN	2603	3	
CYKLOHEPTEN	2242	3	
CYKLOHEXAN	1145	3	
CYKLOHEXANON	1915	3	
CYKLOHEXANTHIOL (CYKLOHEXYLMERKAPTAN)	3054	3	
CYKLOHEXEN	2256	3	
CYKLOHEXENYLTRICHLORSILAN	1762	8	
CYKLOHEXYLACETÁT	2243	3	
CYKLOHEXYLAMIN	2357	8	
CYKLOHEXYLISOKYANÁT	2488	6.1	
CYKLOHEXYLTRICHLORSILAN	1763	8	
CYKLOOKTADIENY	2520	3	
CYKLOOKTATETRAEN	2358	3	
CYKLOPENTAN	1146	3	
CYKLOPENTANOL	2244	3	
CYKLOPENTANON	2245	3	
CYKLOPENTEN	2246	3	
CYKLOPROPAN	1027	2	
CYKLOTETRAMETHYLENTETRANITRAMIN (HMX; OKTOGEN), VLNČENÝ nejméně 15 % hm. vody	0226	1	
CYKLOTETRAMETHYLENTETRANITRAMIN (OKTOGEN; HMX), ZNECITLIVĚNÝ	0484	1	
CYKLOTETRAMETHYLENTETRANITRAMIN (CYKLONIT; HEXOGEN; RDX) A CYKLOTETRAMETHYLENTETRANITRAMIN (HMX; OKTOGEN), SMĚS VLNČENÁ nejméně 15 % hm. vody nebo ZNECITLIVĚNÁ nejméně 10 % hm. flegmatizačního prostředku	0391	1	
CYKLOTETRAMETHYLENTETRANITRAMIN (CYKLONIT; HEXOGEN; RDX), VLNČENÝ nejméně 15 % hm. vody	0072	1	
CYKLOTETRAMETHYLENTETRANITRAMIN (CYKLONIT; HEXOGEN; RDX), ZNECITLIVĚNÝ	0483	1	
DEFLAGRUJÍCÍ KOVOVÉ SOLI AROMATICKÝCH NITROSLOUČENIN, J.N.	0132	1	
DEHTY, KAPALNÉ, včetně silničních olejů a ředěné živice	1999	3	
DEKABORAN	1868	4.1	

Pojmenování a popis	Číslo UN/ číslo látky	Třída	Dodatečné požadavky/ poznámky
DEKAHYDRONAFTALEN	1147	3	
DESTILÁTY ROPNÉ, J.N. nebo PRODUKTY ROPNÉ, J.N.	1268	3	
DEUTERIUM, STLAČENÉ	1957	2	
DIACETONALKOHOL	1148	3	
DIACETONALKOHOL	1148	3	
DIALLYLAMIN	2359	3	
DIALLYLETHER	2360	3	
4,4'-DIAMINODIFENYLMETHAN	2651	6.1	
DIAZONITROFENOL, VLNĚNÝ nejméně 40 % hm. vody nebo směsí alkoholu s vodou	0074	1	
DIBENZYLDICHLORSILAN	2434	8	
DIBORAN	1911	2	
1,2-DIBROMBUTAN-3-ON	2648	6.1	
DIBROMDIFLUORMETHAN	1941	9	
DIBROMCHLORPROPANY	2872	6.1	
DIBROMCHLORPROPANY	2872	6.1	
DIBROMMETHAN	2664	6.1	
DIBUTYLAMINOETHANOL	2873	6.1	
DIBUTYLETHERY	1149	3	
DICYKLOHEXYLAMIN	2565	8	
DICYKLOHEXYLAMONIUMNITRIT	2687	4.1	
DICYKLOPENTADIEN	2048	3	
DIETHOXYMETHAN	2373	3	
3,3-DIETHOXYPROPEN	2374	3	
DIETHYLAMIN	1154	3	
2-DIETHYLAMINOETHANOL	2686	8	
3-DIETHYLAMINOPROPYLAMIN	2684	3	
DIETHYLBENZEN	2049	3	
DIETHYLDICHLORSILAN	1767	8	
DIETHYLENGLYKOLDINITRÁT, ZNECITLIVĚNÝ nejméně 25 % hm. netěkavého, ve vodě nerozpustného flegmatizačního prostředku	0075	1	
DIETHYENTRIAMIN	2079	8	
DIETHYLETHER (ETHYLETHER)	1155	3	
DIETHYLETHERÁT FLUORIDU BORITÉHO	2604	8	
DIETHYLKARBONÁT	2366	3	
DIETHYLKETON	1156	3	
DIETHYLSULFÁT	1594	6.1	
DIETHYLSULFID	2375	3	
DIETHYLTHIOFOSFORYLCHLORID	2751	8	
DIFENYLAMINOCHLORARSIN	1698	6.1	
DIFENYLDICHLORSILAN	1769	8	
DIFENYLCHLORARSIN, KAPALNÝ	1699	6.1	
DIFENYLCHLORARSIN, TUHÝ	3450	6.1	
DIFENYLMETHYLBROMID	1770	8	
1,1-DIFLUORETHAN (PLYN JAKO CHLADICÍ PROSTŘEDEK R 152a)	1030	2	
1,1-DIFLUORETHYLEN (PLYN JAKO CHLADICÍ PROSTŘEDEK R 1132a)	1959	2	
DIFLUORMETHAN (PLYN JAKO CHLADICÍ PROSTŘEDEK R 32)	3252	2	
DIHYDRID TITANU	1871	4.1	

Pojmenování a popis	Číslo UN/ číslo látky	Třída	Dodatečné požadavky/ poznámky
DIHYDROGENFOSFIT OLOVNATÝ	2989	4.1	
2,3-DIHYDROPYRAN	2376	3	
1,3-DICHLORACETON	2649	6.1	
DICHLORACETYLCHLORID	1765	8	
DICHLORANILÍNY, KAPALNÉ	1590	6.1	
DICHLORANILÍNY, TUHÉ	3442	6.1	
2,2'-DICHLORDIETHYLETER	1916	6.1	
DICHLORDIFLUORMETHAN (PLYN JAKO CHLADICÍ PROSTŘEDEK R 12)	1028	2	
DICHLORDIFLUORMETHAN A 1,1-DIFLUORETHAN, AZEOTROPNÍ SMĚS s cca 74 % dichlordifluormethanu (PLYN JAKO CHLADICÍ PROSTŘEDEK R 500)	2602	2	
DICHLORDIMETHYLETER, SYMETRICKÝ	2249	6.1	Přeprava zakázána
1,1-DICHLORETHAN	2362	3	
1,2-DICHLORETHYLEN	1150	3	
DICHLORFENYLFOSEFIN (FENYLFOSEFODICHLORID)	2798	8	
DICHLORFENYLISOKYANÁTY	2250	6.1	
DICHLORFENYLTRICHLORSILAN	1766	8	
DICHLORFLUORMETHAN (PLYN JAKO CHLADICÍ PROSTŘEDEK R 21)	1029	2	
DICHLORMETHAN	1593	6.1	
1,1-DICHLOR-1-NITROETHAN	2650	6.1	
DICHLORPENTANY	1152	3	
1,2-DICHLORPROPAN	1279	3	
1,3-DICHLOR-2-PROPANOL	2750	6.1	
DICHLORPROPENY	2047	3	
DICHLORSILAN	2189	2	
1,2-DICHLOR-1,1,2,2-TETRAFLUORETHAN (PLYN JAKO CHLADICÍ PROSTŘEDEK R 114)	1958	2	
DICHRAMAN AMONNÝ	1439	5.1	
DIISOBUTYLAMIN	2361	3	
DIISOBUTYLEN, ISOMERNÍ SLOUČENINY	2050	3	
DIISOBUTYLKETON	1157	3	
4, 4' - DIISOKYANÁTDIFENYLMETHAN	9004	9	Nebezpečné pouze v tankových
DIISOOKTYLFOSFÁT	1902	8	
DIISOPROPYLAMIN	1158	3	
DIISOPROPYLETER	1159	3	
DIKETEN, STABILIZOVANÝ	2521	6.1	
DIKYAN	1026	2	
DIKYANOMĚĐNAN DRASELNÝ	1679	6.1	
DIKYANOMĚĐNAN SODNÝ, ROZTOK	2317	6.1	
DIKYANOMĚĐNAN SODNÝ, TUHÝ	2316	6.1	
1,1-DIMETHOXYETHAN	2377	3	
1,2-DIMETHOXYETHAN	2252	3	
DIMETHYLAMIN, BEZVODÝ	1032	2	
DIMETHYLAMIN, VODNÝ ROZTOK	1160	3	
DIMETHYLAMINOACETONITRIL	2378	3	
2-(DIMETHYLAMINO)-ETHANOL	2051	8	

Pojmenování a popis	Číslo UN/ číslo látky	Třída	Dodatečné požadavky/ poznámky
2-DIMETHYLAMINOETHYLAKRYLÁT	3302	6.1	
2-DIMETHYLAMINOETHYLMETH- AKRYLÁT	2522	6.1	
2,3-DIMETHYLBUTAN	2457	3	
1,3-DIMETHYLBUTYLAMIN	2379	3	
DIMETHYLCYKLOHEXANY	2263	3	
DIMETHYLDIETHOXYASILAN	2380	3	
DIMETHYLDICHLORSILAN	1162	3	
DIMETHYLDIOXANY	2707	3	
DIMETHYLDISULFID	2381	3	
DIMETHYLETHER	1033	2	
DIMETHYLETHERÁT FLUORIDU BORITÉHO	2965	4.3	
DIMETHYLHYDRAZIN, ASYMETRICKÝ	1163	6.1	
DIMETHYLHYDRAZIN, SYMETRICKÝ	2382	6.1	
DIMETHYLKARBAMOYLCHLORID	2262	8	
DIMETHYLKARBONÁT	1161	3	
DIMETHYL-N-PROPYLAMIN	2266	3	
2,2-DIMETHYLPROPAN	2044	2	
DIMETHYLSULFÁT	1595	6.1	
DIMETHYLSULFID	1164	3	
DIMETHYLTHIOFOSFORYLCHLORID	2267	6.1	
DI-n-AMYLAMIN	2841	3	
DI-n-BUTYLAMIN	2248	8	
DINITRÁT ISOSORBITOLU, SMĚS, s nejméně 60 % laktózy, mannosy, škrobu nebo hydrogenfosforečnanu vápenatého	2907	4.1	
DINITROANILÍNY	1596	6.1	
DINITROBENZEN	0406	1	
DINITROBENZENY, KAPALNÉ	1597	6.1	
DINITROBENZENY, KAPALNÉ	1597	6.1	
DINITROBENZENY, TUHÉ	3443	6.1	
DINITROFENOL, ROZTOK	1599	6.1	
DINITROFENOL, suchý nebo vlhčený méně než 15 % hm. vody	0076	1	
DINITROFENOL, VLNČENÝ nejméně 15 % hm. vody	1320	4.1	
DINITROFENOLÁTY alkalických kovů, suché nebo vlhčené méně než 15 % hm. vody	0077	1	
DINITROFENOLÁTY, VLNČENÉ nejméně 15 % hm. vody	1321	4.1	
DINITROGLYKOLURIL (DINGU)	0489	1	
DINITRO-o-KRESOL	1598	6.1	
DINITRO-o-KRESOLÁT SODNÝ, suchý nebo vlhčený méně než 15 % hm. vody	0234	1	
DINITRO-o-KRESOLÁT SODNÝ, VLNČENÝ nejméně 10 % hm. vody	3369	4.1	
DINITRO-o-KRESOLÁT SODNÝ, VLNČENÝ nejméně 15 % hm. vody	1348	4.1	
DINITRORESORCIN, suchý nebo vlhčený méně než 15 % hm. vody	0078	1	
DINITRORESORCINOL, VLNČENÝ nejméně 15 % hm. vody	1322	4.1	
DINITROTOLUENY, KAPALNÉ	2038	6.1	
DINITROTOLUENY, ROZTAVENÉ	1600	6.1	
DINITROTOLUENY, TUHÉ	3454	6.1	
DI-n-PROPYLETHER	2384	3	
DIOXAN	1165	3	



Pojmenování a popis	Číslo UN/ číslo látky	Třída	Dodatečné požadavky/ poznámky
DIOXID THIOMOČOVINY	3341	4.2	
DIOXOLAN	1166	3	
DIPENTEN	2052	3	
DIPIKRYLSULFID, VLHČENÝ nejméně 10 % hm. vody	2852	4.1	
DIPROPYLAMIN	2383	3	
DIPROPYLKETON	2710	3	
DISPERZE ALKALICKÝCH KOVŮ, HOŘLAVÉ nebo DISPERZE KOVŮ ALKALICKÝCH ZEMIN, HOŘLAVÉ	3482	4.3	
DISPERZE ALKALICKÝCH KOVŮ nebo DISPERZE KOVŮ ALKALICKÝCH ZEMIN	1391	4.3	
DITHIONIČITAN DRASELNÝ	1929	4.2	
DITHIONIČITAN SODNÝ	1384	4.2	
DITHIONIČITAN VÁPENATÝ	1923	4.2	
DITHIONIČITAN ZINEČNATÝ	1931	9	
DIVINYLETHER, STABILIZOVANÝ	1167	3	
DODECYLTRICHLORSILAN	1771	8	
DRASLÍK	2257	4.3	
DUSIČNAN AMONNÝ, EMULZE nebo SUSPENZE nebo GEL, meziprodukt při výrobě trhavin, kapalný	3375	5.1	
DUSIČNAN AMONNÝ, KAPALNÝ, horký koncentrovaný roztok, v koncentraci vyšší než 80 %, ale nepřesahující 93 %	2426	5.1	
DUSIČNAN AMONNÝ, s nejvýše 0,2 % množství hořlavých látek, včetně organických látek vztažené na atom uhlíku, s vyloučením jakékoliv jiné přidané látky	1942	5.1	
DUSIČNAN AMONNÝ	0222	1	
DUSIČNAN BARNATÝ	1446	5.1	
DUSIČNAN BERYLLNATÝ	2464	5.1	
DUSIČNAN CESNÝ	1451	5.1	
DUSIČNAN DIDYMIA	1465	5.1	
DUSIČNAN DRASELNÝ	1486	5.1	
DUSIČNAN DRASELNÝ A DUSITAN SODNÝ, SMĚS	1487	5.1	
DUSIČNAN GUANIDINU	1467	5.1	
DUSIČNAN HLINITÝ	1438	5.1	
DUSIČNAN HOŘEČNATÝ	1474	5.1	
DUSIČNAN CHROMITÝ	2720	5.1	
DUSIČNAN LITHNÝ	2722	5.1	
DUSIČNAN MANGANATÝ	2724	5.1	
DUSIČNAN MOČOVINY, vlhčený nejméně 10 % hm. vody	3370	4.1	
DUSIČNAN MOČOVINY, VLHČENÝ nejméně 20 % hm. vody	1357	4.1	
DUSIČNAN NIKELNATÝ	2725	5.1	
DUSIČNAN OLOVNATÝ	1469	5.1	
DUSIČNAN RTUŤNATÝ	1625	6.1	
DUSIČNAN RTUŤNÝ	1627	6.1	
DUSIČNAN SODNÝ	1498	5.1	
DUSIČNAN SODNÝ A DUSIČNAN DRASELNÝ, SMĚS	1499	5.1	
DUSIČNAN STRONTNATÝ	1507	5.1	
DUSIČNAN STŘÍBRNÝ	1493	5.1	
DUSIČNAN THALLNÝ	2727	6.1	
DUSIČNAN VÁPENATÝ	1454	5.1	

Pojmenování a popis	Číslo UN/ číslo látky	Třída	Dodatečné požadavky/ poznámky
DUSIČNAN ZINEČNATÝ	1514	5.1	
DUSIČNAN ZIRKONIČITÝ	2728	5.1	
DUSIČNAN ŽELEZITÝ	1466	5.1	
DUSIČNANY, ANORGANICKÉ, J.N.	1477	5.1	
DUSIČNANY, ANORGANICKÉ, J.N.	1477	5.1	
DUSIČNANY, ANORGANICKÉ, VODNÝ ROZTOK, J.N.	3218	5.1	
DUSÍK, HLUBOCE ZCHLAZENÝ, KAPALNÝ	1977	2	
DUSÍK, STLAČENÝ	1066	2	
DUSITAN DRASELNÝ	1488	5.1	
DUSITAN NIKELNATÝ	2726	5.1	
DUSITAN SODNÝ	1500	5.1	
DUSITAN ZINEČNATOAMONNÝ	1512	5.1	
DUSITANY, ANORGANICKÉ, J.N.	2627	5.1	
DUSITANY, ANORGANICKÉ, VODNÝ ROZTOK, J.N.	3219	5.1	
DUSITANY, ANORGANICKÉ, VODNÝ ROZTOK, J.N.	3219	5.1	
ELEKTROLYT PRO AKUMULÁTORY (BATERIE), ALKALICKÝ	2797	8	
EPIBROMHYDRIN	2558	6.1	
EPICHLORHYDRIN	2023	6.1	
1,2-EPOXY-3-ETHOXYPROPAN	2752	3	
ESTERY, J.N.	3272	3	
ETHAN	1035	2	
ETHAN, HLUBOCE ZCHLAZENÝ, KAPALNÝ	1961	2	
ETHANOL (ETHYLALKOHOL) nebo ETHANOL, ROZTOK (ETHYLALKOHOL, ROZTOK)	1170	3	
ETHANOLAMIN nebo ETHANOLAMIN, ROZTOK	2491	8	
ETHANTHIOL (ethylmerkaptan)	2363	3	
ETHERY, J.N.	3271	3	
ETHYL-2-CHLORPROPIONÁT	2935	3	
ETHYLACETÁT	1173	3	
ETHYLACETYLÉN, STABILIZOVANÝ	2452	2	
ETHYLAKRYLÁT, STABILIZOVANÝ	1917	3	
ETHYLAMIN	1036	2	
ETHYLAMIN, VODNÝ ROZTOK, obsahující nejméně 50 %, ale nejvýše 70 % ethylaminu	2270	3	
ETHYLAMYLKETON	2271	3	
2-ETHYLANILÍN	2273	6.1	
ETHYLBENZEN	1175	3	
ETHYLBROMACETÁT	1603	6.1	
ETHYLBROMID	1891	6.1	
2-ETHYLBUTANOL	2275	3	
2-ETHYLBUTYLACETÁT	1177	3	
ETHYLBUTYLETHER	1179	3	
2-ETHYLBUTYRALDEHYD	1178	3	
ETHYLBUTYRÁT	1180	3	
ETHYLDICHLORARSIN	1892	6.1	
ETHYLDICHLORSILAN	1183	4.3	
ETHYLEN	1962	2	

Pojmenování a popis	Číslo UN/ číslo látky	Třída	Dodatečné požadavky/ poznámky
ETHYLEN, ACETYLEN A PROPYLEN, SMĚS, HLUBOCE ZCHLAZENÁ, KAPALNÁ, obsahující nejméně 71,5 % ethyleny, nejvíce 22,5 % acetyleny a nejvíce 6 % propylenu	3138	2	
ETHYLEN, HLUBOCE ZCHLAZENÝ, KAPALNÝ	1038	2	
ETHYLENDIAMIN	1604	8	
ETHYLENDIBROMID	1605	6.1	
ETHYLENDICHLORID	1184	3	
ETHYLENGLYKOLDIETHYLETER	1153	3	
ETHYLENGLYKOLMONOETHYLETER	1171	3	
ETHYLENGLYKOLMONOETHYLETERACETÁT	1172	3	
ETHYLENGLYKOLMONOMETHYLETER	1188	3	
ETHYLENGLYKOLMONOMETHYLETERACETÁT	1189	3	
ETHYLENCHLORHYDRIN	1135	6.1	
ETHYLENIMIN, STABILIZOVANÝ	1185	6.1	
ETHYLENOXID	1040	2	
ETHYLENOXID A DICHLORDIFLUORMETHAN, SMĚS, s nejvýše 12,5 % ethylenoxidu	3070	2	
ETHYLENOXID A CHLORTETRAFLUORETHAN, SMĚS, s nejvýše 8,8 % ethylenoxidu	3297	2	
ETHYLENOXID A OXID UHLIČITÝ, SMĚS, obsahující nejvýše 9 % ethylenoxidu	1952	2	
ETHYLENOXID A OXID UHLIČITÝ, SMĚS, s více než 87 % ethylenoxidu	3300	2	
ETHYLENOXID A OXID UHLIČITÝ, SMĚS, s více než 9 %, ale nejvýše 87 % ethylenoxidu	1041	2	
ETHYLENOXID A PENTAFLUORETHAN, SMĚS, s nejvýše 7,9 % ethylenoxidu	3298	2	
ETHYLENOXID A PROPYLENOXID, SMĚS, s nejvýše 30 % ethylenoxidu	2983	3	
ETHYLENOXID A TETRAFLUORETHAN, SMĚS, s nejvýše 5,6 % ethylenoxidu	3299	2	
ETHYLENOXID S DUSÍKEM, až do nejvýše přípustného celkového tlaku 1 MPa (10 bar) při 50 °C	1040	2	
ETHYLFENYLDICHLORSILAN	2435	8	
ETHYLFORMIÁT	1190	3	
2-ETHYLHEXYLAMIN	2276	3	
2-ETHYLHEXYLCHLORFORMIÁT (2-ethylhexylchlorcarbonát)	2748	6.1	
ETHYLCHLORACETÁT	1181	6.1	
ETHYLCHLORFORMIÁT	1182	6.1	
ETHYLCHLORTHIOFORMIÁT (ethylchlorthiokarbonát)	2826	8	
ETHYLISOBUTYRÁT	2385	3	
ETHYLISOKYANÁT	2481	6.1	
ETHYLKROTONÁT	1862	3	
ETHYLLAKTÁT	1192	3	
ETHYLMETHAKRYLÁT, STABILIZOVANÝ	2277	3	
ETHYLMETHYLETER	1039	2	
ETHYLMETHYLKETON (METHYLETHYLKETON)	1193	3	
ETHYLNITRIT, ROZTOK	1194	3	
ETHYLORTHOFORMIÁT	2524	3	
ETHYLOXALÁT	2525	6.1	
1-ETHYLPYPERIDIN	2386	3	
ETHYLPROPIONÁT	1195	3	

Pojmenování a popis	Číslo UN/ číslo látky	Třída	Dodatečné požadavky/ poznámky
ETHYLPROPYLETHER	2615	3	
ETHYLTRICHLORSILAN	1196	3	
EXTRAKTY AROMATICKÉ, KAPALNÉ	1169	3	
EXTRAKTY OCHUCOVACÍ, KAPALNÉ	1197	3	
FENACYLBROMID	2645	6.1	
FENETIDINY (ETHOXYANILÍNY)	2311	6.1	
FENOL, ROZTAVENÝ	2312	6.1	
FENOL, ROZTOK	2821	6.1	
FENOL, TUHÝ	1671	6.1	
FENYLACETONITRIL, KAPALNÝ	2470	6.1	
FENYLACETYLCHLORID	2577	8	
FENYLENDIAMINY (o-, m-, p-)	1673	6.1	
FENYLHYDRAZIN	2572	6.1	
FENYLCHLORFORMIÁT (fenylchlorkarbonát)	2746	6.1	
FENYLISOKYANÁT	2487	6.1	
FENYLKARBYLAMINCHLORID	1672	6.1	
FENYLMERKURIACETÁT	1674	6.1	
FENYLMERKURIHYDROXID	1894	6.1	
FENYLMERKURINITRÁT	1895	6.1	
FENYLTHIOFOSFORYLDICHLORID	2799	8	
FENYLTRICHLORSILAN	1804	8	
FERROCER	1323	4.1	
FERROSILICIUM, s nejméně 30 %, ale méně než 90 % křemíku	1408	4.3	
FILMY NA BÁZI NITROCELULÓZY, želatinované, kromě odpadů	1324	4.1	
FILTRY MEMBRÁNOVÉ Z NITROCELULÓZY, s nejvýše 12,6 % hm. dusíku v sušině	3270	4.1	
FLUOR, STLAČENÝ	1045	2	
FLUORACETÁT DRASELNÝ	2628	6.1	
FLUORACETÁT SODNÝ	2629	6.1	
FLUORANILÍNY	2941	6.1	
FLUORBENZEN	2387	3	
FLUORETHAN (ETHYLFLUORID) (PLYN JAKO CHLADICÍ PROSTŘEDEK R 161)	2453	2	
FLUORID AMONNÝ	2505	6.1	
FLUORID ANTIMONIČNÝ	1732	8	
FLUORID BORITÝ	1008	2	
FLUORID BORITÝ, ADSORBOVANÝ	3519	2	
FLUORID BORITÝ / KYSELINA OCTOVÁ, KOMPLEX, KAPALNÝ	1742	8	
FLUORID BORITÝ / KYSELINA OCTOVÁ, KOMPLEX, TUHÝ	3419	8	
FLUORID BORITÝ / KYSELINA PROPIONOVÁ, KOMPLEX, KAPALNÝ	1743	8	
FLUORID BORITÝ / KYSELINA PROPIONOVÁ, KOMPLEX, TUHÝ	3420	8	
FLUORID BORITÝ, DIHYDRÁT	2851	8	
FLUORID BROMIČNÝ	1745	5.1	
FLUORID BROMITÝ	1746	5.1	
FLUORID DRASELNÝ, ROZTOK	3422	6.1	
FLUORID DRASELNÝ, TUHÝ	1812	6.1	
FLUORID DUSITÝ	2451	2	
FLUORID FOSFOREČNÝ	2198	2	

Pojmenování a popis	Číslo UN/ číslo látky	Třída	Dodatečné požadavky/ poznámky
FLUORID FOSFOREČNÝ, ADSORBOVANÝ	3524	2	
FLUORID CHLOREČNÝ (CHLORPENTAFLUORID)	2548	2	
FLUORID CHLORITÝ (CHLORTRIFLUORID)	1749	2	
FLUORID CHROMITÝ, ROZTOK	1757	8	
FLUORID CHROMITÝ, TUHÝ	1756	8	
FLUORID JODIČNÝ	2495	5.1	
FLUORID KARBONYLU (KARBONYLFLUORID)	2417	2	
FLUORID KŘEMIČITÝ	1859	2	
FLUORID KŘEMIČITÝ, ADSORBOVANÝ	3521	2	
FLUORID KYSLÍKU, STLAČENÝ	2190	2	
FLUORID SELENOVÝ	2194	2	
FLUORID SÍROVÝ	1080	2	
FLUORID SIŘIČITÝ	2418	2	
FLUORID SODNÝ, ROZTOK	3415	6.1	
FLUORID SODNÝ, TUHÝ	1690	6.1	
FLUORID SULFURYLU (SULFURYLFLUORID)	2191	2	
FLUORID TELUROVÝ	2195	2	
FLUORID WOLFRAMOVÝ	2196	2	
FLUORMETHAN (METHYLFLUORID) (PLYN JAKO CHLADICÍ PROSTŘEDEK R 41)	2454	2	
FLUOROVODÍK, BEZVODÝ	1052	8	
FLUORTOLUENY	2388	3	
FORMALDEHYD, ROZTOK, HOŘLAVÝ	1198	3	
FORMALDEHYD, ROZTOK, obsahující nejméně 25 % formaldehydu	2209	8	
9-FOSFABICYKLONONANY (CYKLOOKTADIENFOSFINY)	2940	4.2	
FOSFID DRASELNÝ	2012	4.3	
FOSFID HLINITÝ	1397	4.3	
FOSFID HOŘEČNATO-HLINITÝ	1419	4.3	
FOSFID HOŘEČNATÝ	2011	4.3	
FOSFID SODNÝ	1432	4.3	
FOSFID STRONTNATÝ	2013	4.3	
FOSFID VÁPENATÝ	1360	4.3	
FOSFID ZINEČNATÝ	1714	4.3	
FOSFIDY CÍNU	1433	4.3	
FOSFIN, ADSORBOVANÝ	3525	2	
FOSFOR, AMORFNÍ	1338	4.1	
FOSFOR, BÍLÝ nebo ŽLUTÝ, POD VODOU nebo V ROZTOKU	1381	4.2	
FOSFOR, BÍLÝ nebo ŽLUTÝ, SUCHÝ	1381	4.2	
FOSFOR, BÍLÝ, ROZTAVENÝ	2447	4.2	
FOSFOROVODÍK (FOSFIN)	2199	2	
FOSFORTRISULFID, neobsahující žlutý ani bílý fosfor	1343	4.1	
FOSGEN	1076	2	
FTALANHYDRID, obsahující více než 0,05 % maleinanhydridu	2214	8	
FULMINÁT RTUŤNATÝ, VLHČENÝ nejméně 20 % hm. vody nebo směsí alkoholu s vodou	0135	1	
FUMARYLCHLORID	1780	8	
FURALDEHYDY	1199	6.1	
FURAN	2389	3	

Pojmenování a popis	Číslo UN/ číslo látky	Třída	Dodatečné požadavky/ poznámky
FURFURYLALKOHOL	2874	6.1	
FURFURLAMIN	2526	3	
GALLIUM	2803	8	
GENERÁTOR KYSLÍKOVÝ, CHEMICKÝ	3356	5.1	
GENETICKY MODIFIKOVANÉ MIKROORGANISMY nebo GENETICKY MODIFIKOVANÉ ORGANISMY	3245	9	
GENETICKY MODIFIKOVANÉ MIKROORGANISMY nebo GENETICKY MODIFIKOVANÉ ORGANISMY, v chlazeném kapalném dusíku	3245	9	
GERMANOVODÍK (GERMAN)	2192	2	
GERMAN, ADSORBOVANÝ	3523	2	
GLUKONÁT RTUŤNATÝ	1637	6.1	
GLYCIDALDEHYD	2622	3	
GRANÁTY, CVIČNÉ, ruční nebo puškové	0110	1	
GRANÁTY, CVIČNÉ, ruční nebo puškové	0318	1	
GRANÁTY, CVIČNÉ, ruční nebo puškové	0372	1	
GRANÁTY, CVIČNÉ, ruční nebo puškové	0452	1	
GRANÁTY, ruční nebo puškové, s trhací náplní	0284	1	
GRANÁTY, ruční nebo puškové, s trhací náplní	0285	1	
GRANÁTY, ruční nebo puškové, s trhací náplní	0292	1	
GRANÁTY, ruční nebo puškové, s trhací náplní	0293	1	
GRANULÁTY HORČÍKU, POTAŽENÉ, velikost částic nejméně 149 mikrometrů	2950	4.3	
GUANYL-4-NITROSO-AMINO GUANYL (TETRAZEN), VLNĚNÝ nejméně 30 % hm. vody nebo směsí alkoholu s vodou	0114	1	
GUANYLNITROSOAMINO GUANYLID-HYDRAZIN, VLNĚNÝ nejméně 30 % hm. vody	0113	1	
Hadry znečištěné olejem	1856	4.2	Není předmětem ADN
HAFNIUM, PRÁŠEK, SUCHÝ	2545	4.2	
HAFNIUM, PRÁŠEK, VLNĚNÝ nejméně 25 % vody	1326	4.1	
HELIUM, HLUBOCE ZCHLAZENÉ, KAPALNÉ	1963	2	
HELIUM, STLAČENÉ	1046	2	
HEPTAFLUORPROPAN (PLYN JAKO CHLADICÍ PROSTŘEDEK R 227)	3296	2	
HEPTANY	1206	3	
HEXADECYLTRICHLORSILAN	1781	8	
HEXADIENY	2458	3	
HEXAETHYLTETRAFOSFÁT	1611	6.1	
HEXAETHYLTETRAFOSFÁT A STLAČENÝ PLYN, SMĚS	1612	2	
HEXAFLUORACETON	2420	2	
HEXAFLUORACETON, HYDRÁT, KAPALNÝ	2552	6.1	
HEXAFLUORACETON, HYDRÁT, TUHÝ	3436	6.1	
HEXAFLUORETHAN (PLYN JAKO CHLADICÍ PROSTŘEDEK R 116)	2193	2	
HEXAFLUOROKŘEMIČITAN AMONNÝ	2854	6.1	
HEXAFLUOROKŘEMIČITAN DRASELNÝ	2655	6.1	
HEXAFLUOROKŘEMIČITAN HOŘEČNATÝ	2853	6.1	
HEXAFLUOROKŘEMIČITAN SODNÝ	2674	6.1	
HEXAFLUOROKŘEMIČITAN ZINEČNATÝ	2855	6.1	
HEXAFLUOROKŘEMIČITANY, J.N.	2856	6.1	
HEXAFLUOROPROPYLEN (PLYN JAKO CHLADICÍ PROSTŘEDEK R 1216)	1858	2	

Pojmenování a popis	Číslo UN/ číslo látky	Třída	Dodatečné požadavky/ poznámky
HEXACHLORACETON	2661	6.1	
HEXACHLORBENZEN	2729	6.1	
HEXACHLORBUTADIEN	2279	6.1	
HEXACHLORCYKLOPENTADIEN	2646	6.1	
HEXACHLOROFEN	2875	6.1	
HEXALDEHYD	1207	3	
HEXAMETHYLENDIAMIN, ROZTOK	1783	8	
HEXAMETHYLENDIAMIN, TUHÝ	2280	8	
HEXAMETHYLENDIISOKYANÁT	2281	6.1	
HEXAMETHYLENIMIN	2493	3	
HEXAMETHYLENTETRAMIN	1328	4.1	
HEXANITRODIFENYLAMIN (DIPIKRYLAMIN; HEXYL)	0079	1	
HEXANITROSTILBEN	0392	1	
HEXANOLY	2282	3	
HEXANY	1208	3	
1-HEXEN	2370	3	
HEXOLIT (HEXOTOL), suchý nebo vlhčený méně než 15 % hm. vody	0118	1	
HEXOTONAL	0393	1	
HEXYLTRICHLORSILAN	1784	8	
HLINÍK, PRÁŠEK, NEPOTAŽENÝ	1396	4.3	
HLINÍK, PRÁŠEK, POTAŽENÝ	1309	4.1	
HLINITAN SODNÝ, ROZTOK	1819	8	
Hlinitan sodný, tuhý	2812	8	Není předmětem ADN
HLOUBKOVÉ SONDY, VÝBUŠNÉ	0204	1	
HLOUBKOVÉ SONDY, VÝBUŠNÉ	0296	1	
HLOUBKOVÉ SONDY, VÝBUŠNÉ	0374	1	
HLOUBKOVÉ SONDY, VÝBUŠNÉ	0375	1	
HNOJIVA OBSAHUJÍCÍ DUSIČNAN AMONNÝ	2067	5.1	
HNOJIVA OBSAHUJÍCÍ DUSIČNAN AMONNÝ, stejnoměrné směsi dusíku / fosforečnanu, dusíku / potaše nebo dusíku / fosforečnanu / potaše, obsahující nejvíce 70 % dusičnanu amonného a nejvíce 0,4 % celkového hořlavého / organického materiálu, vypočteno na uhlík, nebo obsahující nejvíce 45 % dusičnanu amonného a bez omezení hořlavého materiálu	2071	9	
HNOJIVO V ROZTOKU s volným čpavkem	1043	2	
HOŘČÍK nebo SLITINY HOŘČÍKU, s více než 50 % hořčíku jako hrudky, třísky nebo pásy	1869	4.1	
HOŘČÍK, PRÁŠEK nebo SLITINY HOŘČÍKU, PRÁŠEK	1418	4.3	
HYDRAZIN, BEZVODÝ	2029	8	
HYDRAZIN, VODNÝ ROZTOK, HOŘLAVÝ, obsahující více než 37 % hm. hydrazinu	3484	8	
HYDRAZIN, VODNÝ ROZTOK, obsahující více než 37 % hm. hydrazinu	2030	8	
HYDRAZIN, VODNÝ ROZTOK, s nejvýše 37 % hm. hydrazinu	3293	6.1	
HYDRID HLINITÝ	2463	4.3	
HYDRID HOŘEČNATÝ	2010	4.3	
HYDRID LITHNÝ	1414	4.3	
HYDRID LITHNÝ, ROZTAVENÝ A ZTUHLÝ	2805	4.3	
HYDRID SODNÝ	1427	4.3	

Pojmenování a popis	Číslo UN/ číslo látky	Třída	Dodatečné požadavky/ poznámky
HYDRID VÁPENATÝ	1404	4.3	
HYDRID ZIRKONIA	1437	4.1	
HYDRIDY KOVŮ, HOŘLAVÉ, J.N.	3182	4.1	
HYDRIDY KOVŮ, REAGUJÍCÍ S VODOU, J.N.	1409	4.3	
HYDROGENFLUORID AMONNÝ, ROZTOK	2817	8	
HYDROGENFLUORID AMONNÝ, TUHÝ	1727	8	
HYDROGENFLUORID DRASELNÝ, ROZTOK	3421	8	
HYDROGENFLUORID DRASELNÝ, TUHÝ	1811	8	
HYDROGENFLUORID SODNÝ	2439	8	
HYDROGENFLUORIDY, TUHÉ, J.N.	1740	8	
HYDROGENFLUORIDY, ROZTOK, J.N.	3471	8	
HYDROGENSÍRAN AMONNÝ	2506	8	
HYDROGENSÍRAN DRASELNÝ	2509	8	
HYDROGENSIŘČITANY, VODNÝ ROZTOK, J.N.	2693	8	
HYDROGENSULFÁTY, VODNÝ ROZTOK	2837	8	
HYDROGENSULFID SODNÝ, obsahující nejméně 25 % krystalové vody	2949	8	
HYDROGENSULFID SODNÝ, s méně než 25 % krystalové vody	2318	4.2	
HYDROCHLORID 4-CHLOR-o-TOLUIDINU, ROZTOK	3410	6.1	
HYDROCHLORID 4-CHLOR-o-TOLUIDINU, TUHÝ	1579	6.1	
HYDROCHLORID ANILÍNU	1548	6.1	
HYDROCHLORID NIKOTINU, KAPALNÝ nebo ROZTOK	1656	6.1	
HYDROCHLORID NIKOTINU, TUHÝ	3444	6.1	
HYDROXID CESNÝ	2682	8	
HYDROXID CESNÝ, ROZTOK	2681	8	
HYDROXID DRASELNÝ, ROZTOK	1814	8	
HYDROXID DRASELNÝ, TUHÝ	1813	8	
HYDROXID LITHNÝ	2680	8	
HYDROXID LITHNÝ, ROZTOK	2679	8	
HYDROXID RUBIDNÝ	2678	8	
HYDROXID RUBIDNÝ, ROZTOK	2677	8	
HYDROXID SODNÝ, ROZTOK	1824	8	
HYDROXID SODNÝ, TUHÝ	1823	8	
1-HYDROXYBENZOTRIAZOL, MONOHYDRÁT	3474	4.1	
1-HYDROXYBENZOTRIAZOL, BEZVODÝ, suchý nebo vlhčený méně než 20 % hm. vody	0508	1	
HYDROXYLAMINSULFÁT	2865	8	
CHEMICKÁ LÁTKA POD TLAKEM, HOŘLAVÁ, J.N.	3501	2	
CHEMICKÁ LÁTKA POD TLAKEM, HOŘLAVÁ, TOXICKÁ, J.N.	3504	2	
CHEMICKÁ LÁTKA POD TLAKEM, HOŘLAVÁ, ŽÍRAVÁ, J.N.	3505	2	
CHEMICKÁ LÁTKA POD TLAKEM, J.N.	3500	2	
CHEMICKÁ LÁTKA POD TLAKEM, TOXICKÁ, J.N.	3502	2	
CHEMICKÁ LÁTKA POD TLAKEM, ŽÍRAVÁ, J.N.	3503	2	
CHINOLIN	2656	6.1	
CHLADÍRENSKÉ STROJE s hořlavým, netoxickým, zkapalněným plynem	3358	2	
CHLÓR	1017	2	
CHLÓR, ADSORBOVANÝ	3520	2	
CHLORACETOFENON, KAPALNÝ	3416	6.1	



Pojmenování a popis	Číslo UN/ číslo látky	Třída	Dodatečné požadavky/ poznámky
CHLORACETOFENON, TUHÝ	1697	6.1	
CHLORACETON, STABILIZOVANÝ	1695	6.1	
CHLORACETONITRIL	2668	6.1	
CHLORACETYLCHLORID	1752	6.1	
CHLORAL, BEZVODÝ, STABILIZOVANÝ	2075	6.1	
CHLORANILÍNY, KAPALNÉ	2019	6.1	
CHLORANILÍNY, TUHÉ	2018	6.1	
CHLORANIZIDINY	2233	6.1	
CHLORBENZEN	1134	3	
CHLORBENZOTRIFLUORIDY	2234	3	
CHLORBENZYLCHLORIDY, KAPALNÉ	2235	6.1	
CHLORBENZYLCHLORIDY, TUHÉ	3427	6.1	
CHLORBUTANY	1127	3	
1-CHLOR-1,1-DIFLUORETHAN (PLYN JAKO CHLADICÍ PROSTŘEDEK R 142b)	2517	2	
CHLORDIFLUORMETHAN (PLYN JAKO CHLADICÍ PROSTŘEDEK R 22)	1018	2	
CHLORDIFLUORMETHAN A CHLORPENTAFLUORETHAN, SMĚS s konstantním bodem varu s cca 49 % chlortrifluormethanu (PLYN JAKO CHLADICÍ PROSTŘEDEK R 502)	1973	2	
CHLORDINITROBENZENY, KAPALNÉ	1577	6.1	
CHLORDINITROBENZENY, TUHÉ	3441	6.1	
CHLOREČNAN BARNATÝ, ROZTOK	3405	5.1	
CHLOREČNAN BARNATÝ, TUHÝ	1445	5.1	
CHLOREČNAN DRASELNÝ	1485	5.1	
CHLOREČNAN DRASELNÝ, VODNÝ ROZTOK	2427	5.1	
CHLOREČNAN HOŘEČNATÝ	2723	5.1	
CHLOREČNAN MĚDNATÝ	2721	5.1	
CHLOREČNAN SODNÝ	1495	5.1	
CHLOREČNAN SODNÝ, VODNÝ ROZTOK	2428	5.1	
CHLOREČNAN STRONTNATÝ	1506	5.1	
CHLOREČNAN THALLNÝ	2573	5.1	
CHLOREČNAN VÁPENATÝ	1452	5.1	
CHLOREČNAN VÁPENATÝ, VODNÝ ROZTOK	2429	5.1	
CHLOREČNAN ZINEČNATÝ	1513	5.1	
CHLOREČNANY A BORITANY, SMĚS	1458	5.1	
CHLOREČNANY A CHLORID HOŘEČNATÝ, SMĚS, ROZTOK	3407	5.1	
CHLOREČNANY A CHLORID HOŘEČNATÝ, SMĚS, TUHÁ	1459	5.1	
CHLOREČNANY, ANORGANICKÉ, J.N.	1461	5.1	
CHLOREČNANY, ANORGANICKÉ, VODNÝ ROZTOK, J.N.	3210	5.1	
CHLORETHAN (ETHYLCHLORID)	1037	2	
2-CHLORETHANAL	2232	6.1	
CHLORFENOLÁTY, KAPALNÉ nebo FENOLÁTY, KAPALNÉ	2904	8	
CHLORFENOLÁTY, TUHÉ nebo FENOLÁTY, TUHÉ	2905	8	
CHLORFENOLY, KAPALNÉ	2021	6.1	
CHLORFENOLY, TUHÉ	2020	6.1	
CHLORFENYLTRICHLORSILAN	1753	8	
CHLORFORMIÁTY, TOXICKÉ, ŽIRAVÉ, J.N.	3277	6.1	
CHLORID ANTIMONIČNÝ, KAPALNÝ	1730	8	

Pojmenování a popis	Číslo UN/ číslo látky	Třída	Dodatečné požadavky/ poznámky
CHLORID ANTIMONIČNÝ, ROZTOK	1731	8	
CHLORID ANTIMONITÝ	1733	8	
CHLORID ARSENITÝ	1560	6.1	
CHLORID BORITÝ	1741	2	
CHLORID BROMU (BROMCHLORID)	2901	2	
CHLORID CÍNIČITÝ, BEZVODÝ	1827	8	
CHLORID CÍNIČITÝ, PENTAHYDRÁT	2440	8	
CHLORID FOSFOREČNÝ	1806	8	
CHLORID FOSFORITÝ	1809	6.1	
CHLORID FOSFORYL (OXYCHLORID FOSFOREČNÝ)	1810	6.1	
CHLORID HLINITÝ, BEZVODÝ	1726	8	
CHLORID HLINITÝ, ROZTOK	2581	8	
CHLORID CHROMYL (OXYCHLORID CHROMOVÝ)	1758	8	
CHLORID MĚDNATÝ	2802	8	
CHLORID MOLYBDENIČNÝ	2508	8	
CHLORID NITROSYLU (NITROSYLCHLORID)	1069	2	
CHLORID RTUŤNATO-AMONNÝ	1630	6.1	
CHLORID RTUŤNATÝ	1624	6.1	
Chlorid rtuťný, viz	2025	6.1	
CHLORID SELENINYL (OXYCHLORID SELENIČITÝ)	2879	8	
CHLORID SULFURLU	1834	6.1	
CHLORID THIOFOSFORYL	1837	8	
CHLORID THIONYL	1836	8	
CHLORID TITANIČITÝ	1838	6.1	
CHLORID TITANITÝ, PYROFORNÍ nebo SMĚSI CHLORIDU TITANITÉHO, PYROFORNÍ	2441	4.2	
CHLORID TITANITÝ, SMĚS	2869	8	
CHLORID VANADIČITÝ	2444	8	
CHLORID VANADITÝ	2475	8	
CHLORID ZINEČNATÝ, BEZVODÝ	2331	8	
CHLORID ZINEČNATÝ, ROZTOK	1840	8	
CHLORID ZIRKONIČITÝ	2503	8	
CHLORID ŽELEZITÝ, BEZVODÝ	1773	8	
CHLORID ŽELEZITÝ, ROZTOK	2582	8	
CHLORIDY SÍRY	1828	8	
CHLORISTAN AMONNÝ	0402	1	
CHLORISTAN AMONNÝ	1442	5.1	
CHLORISTAN BARNATÝ, ROZTOK	3406	5.1	
CHLORISTAN BARNATÝ, TUHÝ	1447	5.1	
CHLORISTAN DRASELNÝ	1489	5.1	
CHLORISTAN HOŘEČNATÝ	1475	5.1	
CHLORISTAN OLOVNATÝ, ROZTOK	3408	5.1	
CHLORISTAN OLOVNATÝ, TUHÝ	1470	5.1	
CHLORISTAN SODNÝ	1502	5.1	
CHLORISTAN STRONTNATÝ	1508	5.1	
CHLORISTAN VÁPENATÝ	1455	5.1	
CHLORISTANY, ANORGANICKÉ, J.N.	1481	5.1	

Pojmenování a popis	Číslo UN/ číslo látky	Třída	Dodatečné požadavky/ poznámky
CHLORISTANY, ANORGANICKÉ, VODNÝ ROZTOK, J.N.	3211	5.1	
CHLORITAN SODNÝ	1496	5.1	
CHLORITAN VÁPENATÝ	1453	5.1	
CHLORITAN, ROZTOK	1908	8	
CHLORITANY, ANORGANICKÉ, J.N.	1462	5.1	
CHLORKRESOLY, ROZTOK	2669	6.1	
CHLORKRESOLY, TUHÉ	3437	6.1	
CHLORKYAN, STABILIZOVANÝ	1589	2	
CHLORMETHAN (METHYLCHLORID) (PLYN JAKO CHLADICÍ PROSTŘEDEK R 40)	1063	2	
CHLORMETHAN (METHYLCHLORID) A DICHLORMETHAN, SMĚS	1912	2	
CHLORMETHYLETHYLETER	2354	3	
3-CHLOR-4-METHYLFENYLISOKYANÁT, KAPALNÝ	2236	6.1	
3-CHLOR-4-METHYLFENYLISOKYANÁT, TUHÝ	3428	6.1	
CHLORMETHYLCHLORFORMIÁT (chlormethylchlorkarbonát)	2745	6.1	
CHLORNAN BARNATÝ, s více než 22 % aktivního chlóru	2741	5.1	
CHLORNAN LITHNÝ, SUCHÝ nebo CHLORNAN LITHNÝ, SMĚS	1471	5.1	
CHLORNAN VÁPENATÝ, HYDRATOVANÝ nebo CHLORNAN VÁPENATÝ, HYDRATOVANÁ SMĚS, s nejméně 5,5 %, ale nejvýše 16 % vody	2880	5.1	
CHLORNAN VÁPENATÝ, SMĚS, SUCHÁ, s více než 10 %, ale nejvýše 39 % aktivního chlóru	2208	5.1	
CHLORNAN VÁPENATÝ, SUCHÝ nebo CHLORNAN VÁPENATÝ, SMĚS, SUCHÁ, s více než 39 % aktivního chlóru (8,8 % aktivního kyslíku)	1748	5.1	
CHLORNAN VÁPENATÝ, SUCHÝ, ŽÍRAVÝ nebo CHLORNAN VÁPENATÝ, SMĚS SUCHÁ, ŽÍRAVÁ, s více než 39 % aktivního chloru (8,8 % aktivního kyslíku)	3485	5.1	
CHLORNAN VÁPENATÝ, SMĚS SUCHÁ, ŽÍRAVÁ, s více než 10 %, ale nejvýše 39 % aktivního chloru	3486	5.1	
CHLORNAN VÁPENATÝ, SUCHÝ, ŽÍRAVÝ nebo CHLORNAN VÁPENATÝ, HYDRATOVANÁ SMĚS, ŽÍRAVÁ, s nejméně 5,5 %, ale nejvýše 16 % vody	3487	5.1	
CHLORNAN, ROZTOK	1791	8	
CHLORNANY, ANORGANICKÉ, J.N.	3212	5.1	
CHLORNITROANILÍNY	2237	6.1	
CHLORNITROBENZENY, KAPALNÉ	3409	6.1	
CHLORNITROBENZENY, TUHÉ	1578	6.1	
CHLORNITROTOLUENY, KAPALNÉ	2433	6.1	
CHLORNITROTOLUENY, TUHÉ	3457	6.1	
CHLOROCTAN SODNÝ	2659	6.1	
CHLOROFORM	1888	6.1	
CHLOROKARBONÁTY (CHLORFORMIÁTY), TOXICKÉ, ŽÍRAVÉ, HOŘLAVÉ, J.N.	2742	6.1	
CHLOROPREN, STABILIZOVANÝ	1991	3	
CHLOROVODÍK, BEZVODÝ	1050	2	
CHLOROVODÍK, HLUBOCE ZCHLAZENÝ, KAPALNÝ	2186	2	Přeprava zakázána
CHLORPENTAFLUORETHAN (PLYN JAKO CHLADICÍ PROSTŘEDEK R 115)	1020	2	
CHLORPIKRIN	1580	6.1	
CHLORPIKRIN A METHYLBROMID, SMĚS, s více než 2 % chlorpikrinu	1581	2	
CHLORPIKRIN A METHYLCHLORID, SMĚS	1582	2	

Pojmenování a popis	Číslo UN/ číslo látky	Třída	Dodatečné požadavky/ poznámky
CHLORPIKRIN, SMĚS, J.N.	1583	6.1	
2-CHLORPROPAN	2356	3	
1-CHLORPROPAN (PROPYLCHLORID)	1278	3	
3-CHLOR-1,2-PROPANDIOL (glycerol-alfa-monochlorhydrin)	2689	6.1	
3-CHLOR-1-PROPANOL	2849	6.1	
2-CHLORPROPEN	2456	3	
2-CHLORPYRIDIN	2822	6.1	
CHLORSILANY, HOŘLAVÉ, ŽÍRAVÉ, J.N.	2985	3	
CHLORSILANY, REAGUJÍCÍ S VODOU, HOŘLAVÉ, ŽÍRAVÉ, J.N.	2988	4.3	
CHLORSILANY, TOXICKÉ, ŽÍRAVÉ, HOŘLAVÉ, J.N.	3362	6.1	
CHLORSILANY, TOXICKÉ, ŽÍRAVÉ, J.N.	3361	6.1	
CHLORSILANY, ŽÍRAVÉ, HOŘLAVÉ, J.N.	2986	8	
CHLORSILANY, ŽÍRAVÉ, J.N.	2987	8	
1-CHLOR-1,2,2,2-TETRAFLUORETHAN (PLYN JAKO CHLADICÍ PROSTŘEDEK R 124)	1021	2	
CHLORTOLUENY	2238	3	
CHLORTOLUIDINY, KAPALNÉ	3429	6.1	
CHLORTOLUIDINY, TUHÉ	2239	6.1	
1-CHLOR-2,2,2-TRIFLUORETHAN (PLYN JAKO CHLADICÍ PROSTŘEDEK R 133a)	1983	2	
CHLORTRIFLUORETHYLEN, STABILIZOVANÝ, PLYN JAKO CHLADICÍ PROSTŘEDEK R1113	1082	2	
CHLORTRIFLUORMETHAN (PLYN JAKO CHLADICÍ PROSTŘEDEK R 13)	1022	2	
CHLORTRIFLUORMETHAN A TRIFLUORMETHAN, AZEOTROPNÍ SMĚS s cca 60 % chlortrifluormethanu (PLYN JAKO CHLADICÍ PROSTŘEDEK R 503)	2599	2	
Chrysotil, viz	2590	9	
3,3'-IMINOBIISOPROPYLAMIN	2269	8	
INSEKTICID, PLYNNÝ, HOŘLAVÝ, J.N.	3354	2	
INSEKTICID, PLYNNÝ, J.N.	1968	2	
INSEKTICID, PLYNNÝ, TOXICKÝ, HOŘLAVÝ, J.N.	3355	2	
INSEKTICID, PLYNNÝ, TOXICKÝ, J.N.	1967	2	
ISOBUTAN	1969	2	
ISOBUTANOL (ISOBUTYLALKOHOL)	1212	3	
ISOBUTEN	1055	2	
ISOBUTYLACETÁT	1213	3	
ISOBUTYLAKRYLÁT, STABILIZOVANÝ	2527	3	
ISOBUTYLAMIN	1214	3	
ISOBUTYLFORMIÁT	2393	3	
ISOBUTYLISOBUTYRÁT	2528	3	
ISOBUTYLISOKYANÁT	2486	6.1	
ISOBUTYLMETHAKRYLÁT, STABILIZOVANÝ	2283	3	
ISOBUTYLPROPIONÁT	2394	3	
ISOBUTYLVINYLETHER, STABILIZOVANÝ	1304	3	
ISOBUTYRALDEHYD	2045	3	
ISOBUTYRONITRIL	2284	3	
ISOBUTYRYLCHLORID	2395	3	
ISOFORONDIAMIN	2289	8	
ISOFORONDIISOKYANÁT	2290	6.1	

Pojmenování a popis	Číslo UN/ číslo látky	Třída	Dodatečné požadavky/ poznámky
ISOHEPTEN	2287	3	
ISOHEXEN	2288	3	
ISOKYANÁTOBENZOTRIFLUORIDY	2285	6.1	
ISOKYANÁTY, HOŘLAVÉ, TOXICKÉ, J.N. nebo ISOKYANÁT, ROZTOK, HOŘLAVÝ, TOXICKÝ, J.N.	2478	3	
ISOKYANÁTY, TOXICKÉ, HOŘLAVÉ, J.N. nebo ISOKYANÁT, ROZTOK, TOXICKÝ, HOŘLAVÝ, J.N.	3080	6.1	
ISOKYANÁTY, TOXICKÉ, J.N. nebo ISOKYANÁT, ROZTOK, TOXICKÝ, J.N.	2206	6.1	
ISOOKTENY	1216	3	
ISOPENTENY	2371	3	
ISOPREN, STABILIZOVANÝ	1218	3	
ISOPROPANOL (ISOPROPYLALKOHOL)	1219	3	
ISOPROPENYLACETÁT	2403	3	
ISOPROPENYLBENZEN	2303	3	
ISOPROPYL-2-CHLORPROPIONÁT	2934	3	
ISOPROPYLACETÁT	1220	3	
ISOPROPYLAMIN	1221	3	
ISOPROPYLBENZEN	1918	3	
ISOPROPYLBUTYRÁT	2405	3	
ISOPROPYLFOSFÁT	1793	8	
ISOPROPYLCHLORACETÁT	2947	3	
ISOPROPYLCHLORFORMIÁT (isopropylchlorkarbonát)	2407	6.1	
ISOPROPYLIPOBUTYRÁT	2406	3	
ISOPROPYLIPOKYANÁT	2483	6.1	
ISOPROPYLNITRÁT	1222	3	
ISOPROPYLPROPIONÁT	2409	3	
ISOPROPYLTOLUENY (CYMENY)	2046	3	
ISOSORBID-5-MONONITRÁT	3251	4.1	
JÓD	3495	8	
2-JOĐBUTAN	2390	3	
JODID DRASELNO-RTUŤNATÝ	1643	6.1	
JODID RTUŤNATÝ	1638	6.1	
JODMETHYLPROPANY	2391	3	
JODOVODÍK, BEZVODÝ	2197	2	
JODPROPANY	2392	3	
KAFR, syntetický	2717	4.1	
KAKODYLÁT SODNÝ	1688	6.1	
KARBID HLINITÝ	1394	4.3	
KARBID VÁPENATÝ	1402	4.3	
KARBONYLY KOVŮ, KAPALNÉ, J.N.	3281	6.1	
KARBONYLY KOVŮ, TUHÉ, J.N.	3466	6.1	
KATALYZÁTOR, KOVOVÝ, SUCHÝ	2881	4.2	
KATALYZÁTOR, KOVOVÝ, VLNČENÝ, s viditelným přebytkem kapaliny	1378	4.2	
KAUČUK (guma), ODPAD, mletý nebo KAUČUK (guma), ZBYTKY, práškovitý nebo granulovaný	1345	4.1	
KAUČUK, ROZTOK	1287	3	
KETONY, KAPALNÉ, J.N.	1224	3	
KONDENZÁTOR, ASYMETRICKÝ (s kapacitou akumulace energie větší než 0,3 Wh)	3508	9	

Pojmenování a popis	Číslo UN/ číslo látky	Třída	Dodatečné požadavky/ poznámky
KONDENZÁTOR, elektrická dvojvrstva (s kapacitou akumulace energie větší než 0,3 Wh)	3499	9	
KOPRA	1363	4.2	
KOV PYROFORNÍ, J.N. nebo SLITINA PYROFORNÍ, J.N.	1383	4.2	
KOVY ŽELEZNÉ JAKO TRÍSKY PŘI VRTÁNÍ, FRÉZOVÁNÍ, SOUSTRUŽENÍ, ODPADY ve formě schopné samoohřevu	2793	4.2	
KRESOLY, KAPALNÉ	2076	6.1	
KRESOLY, TUHÉ	3455	6.1	
KROTONALDEHYD nebo KROTONALDEHYD, STABILIZOVANÝ	1143	6.1	
KROTONYLEN	1144	3	
KRYPTON, HLUBOCE ZCHLAZENÝ, KAPALNÝ	1970	2	
KRYPTON, STLAČENÝ	1056	2	
KŘEMÍK, PRÁŠEK, AMORFNÍ	1346	4.1	
KULIČKY POLYMERNÍ, ZPĚŇOVATELNÉ, vylučující hořlavé páry	2211	9	
KYANAMID VÁPENATÝ, s více než 0,1 % karbidu vápenatého	1403	4.3	
KYANID BARNATÝ	1565	6.1	
KYANID DRASELNO-RTUŤNATÝ	1626	6.1	
KYANID DRASELNÝ, ROZTOK	3413	6.1	
KYANID DRASELNÝ, TUHÝ	1680	6.1	
KYANID MĚDNÝ	1587	6.1	
KYANID NIKELNATÝ	1653	6.1	
KYANID OLOVNATÝ	1620	6.1	
KYANID RTUŤNATÝ	1636	6.1	
KYANID SODNÝ, ROZTOK	3414	6.1	
KYANID SODNÝ, TUHÝ	1689	6.1	
KYANID STŘÍBRNÝ	1684	6.1	
KYANID VÁPENATÝ	1575	6.1	
KYANID ZINEČNATÝ	1713	6.1	
KYANID, ROZTOK, J.N.	1935	6.1	
KYANIDY, ANORGANICKÉ, TUHÉ, J.N.	1588	6.1	
KYANOVOODÍK, ROZTOK V ALKOHOLU, obsahující nejvýše 45 % kyanovodíku	3294	6.1	
KYANOVOODÍK, STABILIZOVANÝ méně než 3 % vody	1051	6.1	
KYANOVOODÍK, STABILIZOVANÝ, obsahující méně než 3 % vody a nasáklý v porézní inertní hmotě	1614	6.1	
KYANURCHLORID	2670	8	
KYSELINA 2-CHLORPROPIONOVÁ	2511	8	
KYSELINA 5-MERKAPTOTETRAZOL-1-OCTOVÁ	0448	1	
KYSELINA AKRYLOVÁ, STABILIZOVANÁ	2218	8	
KYSELINA AMIDOSULFONOVÁ	2967	8	
KYSELINA ARSENIČNÁ, KAPALNÁ	1553	6.1	
KYSELINA ARSENIČNÁ, TUHÁ	1554	6.1	
KYSELINA BROMOCTOVÁ, ROZTOK	1938	8	
KYSELINA BROMOCTOVÁ, TUHÁ	3425	8	
KYSELINA BROMOVODÍKOVÁ	1788	8	
KYSELINA DIFLUORFOSFOREČNÁ, BEZVODÁ	1768	8	
KYSELINA DICHLORISOKYANUROVÁ, SUCHÁ nebo KYSELINA DICHLORISOKYANUROVÁ, SOLI	2465	5.1	
KYSELINA DICHLOOROCTOVÁ	1764	8	

Pojmenování a popis	Číslo UN/ číslo látky	Třída	Dodatečné požadavky/ poznámky
KYSELINA DUSIČNÁ A CHLOROVODÍKOVÁ (solná), SMĚS	1798	8	Přeprava zakázána
KYSELINA DUSIČNÁ, DÝMAVÁ	2032	8	
KYSELINA DUSIČNÁ, jiná než dýmavá, obsahující více než 70 % kyseliny	2031	8	
KYSELINA DUSIČNÁ, jiná než dýmavá, obsahující nejméně 65 %, ale nejvýše 70 % kyseliny	2031	8	
KYSELINA DUSIČNÁ, jiná než dýmavá, obsahující méně než 65 % kyseliny	2031	8	
KYSELINA FENOLSULFONOVÁ, KAPALNÁ	1803	8	
KYSELINA FLUOROBORITÁ	1775	8	
KYSELINA FLUOROCTOVÁ	2642	6.1	
KYSELINA FLUOROFOSFOREČNÁ, BEZVODÁ	1776	8	
KYSELINA FLUOROKŘEMIČITÁ	1778	8	
KYSELINA FLUOROSULFONOVÁ	1777	8	
KYSELINA FLUOROVODÍKOVÁ A KYSELINA SÍROVÁ, SMĚS	1786	8	
KYSELINA FLUOROVODÍKOVÁ, roztok, obsahující nejvýše 60 % fluorovodíku	1790	8	
KYSELINA FLUOROVODÍKOVÁ, roztok, obsahující více než 60 %, nejvýše však 85 % fluorovodíku	1790	8	
KYSELINA FLUOROVODÍKOVÁ, roztok, obsahující více než 85 % fluorovodíku	1790	8	
KYSELINA FOSFOREČNÁ, ROZTOK	1805	8	
KYSELINA FOSFOREČNÁ, TUHÁ	3453	8	
KYSELINA FOSFORITÁ	2834	8	
KYSELINA HEXAFLUOROFOSFOREČNÁ	1782	8	
KYSELINA HEXACHLOROPLATIČITÁ, TUHÁ	2507	8	
KYSELINA CHLOREČNÁ, VODNÝ ROZTOK, s nejvýše 10 % kyseliny chlorečné	2626	5.1	
KYSELINA CHLORISTÁ, s nejvýše 50 % hm. kyseliny	1802	8	
KYSELINA CHLORISTÁ, s více než 50 % hm., ale nejvýše 72 % hm. kyseliny	1873	5.1	
KYSELINA CHLOROCTOVÁ, ROZTAVENÁ	3250	6.1	
KYSELINA CHLOROCTOVÁ, ROZTOK	1750	6.1	
KYSELINA CHLOROCTOVÁ, TUHÁ	1751	6.1	
KYSELINA CHLOROVODÍKOVÁ (kyselina solná)	1789	8	
KYSELINA CHLOROVODÍKOVÁ (kyselina solná)	1789	8	
KYSELINA CHLORSULFONOVÁ (s oxidem sírovým nebo bez)	1754	8	
KYSELINA CHROMOVÁ, ROZTOK	1755	8	
KYSELINA CHROMSÍROVÁ	2240	8	
KYSELINA ISOMÁSELNÁ	2529	3	
KYSELINA JODOVODÍKOVÁ	1787	8	
KYSELINA KAKODYLOVÁ	1572	6.1	
KYSELINA KAPRONOVÁ	2829	8	
KYSELINA KRESOLOVÁ	2022	6.1	
KYSELINA KROTONOVÁ, TUHÁ	2823	8	
KYSELINA KROTONOVÁ, KAPALNÁ	3472	8	
KYSELINA KYANOVODÍKOVÁ, VODNÝ ROZTOK (KYANOVODÍK, VODNÝ ROZTOK), obsahující nejvýše 20 % kyanovodíku	1613	6.1	
KYSELINA MÁSELNÁ	2820	8	
KYSELINA METHAKRYLOVÁ, STABILIZOVANÁ	2531	8	
KYSELINA MRAVENČÍ, obsahující více než 85 % hm. kyseliny	1779	8	
KYSELINA MRAVENČÍ, s více než 10 %, ale méně než 85 % hm. kyseliny	3412	8	

Pojmenování a popis	Číslo UN/ číslo látky	Třída	Dodatečné požadavky/ poznámky
KYSELINA MRAVENČÍ, s více než 5 % , ale méně než 10 % hm. kyseliny	3412	8	
KYSELINA NITROBENZENSULFONOVÁ	2305	8	
KYSELINA NITROSYLSÍROVÁ, KAPALNÁ	2308	8	
KYSELINA NITROSYLSÍROVÁ, TUHÁ	3456	8	
KYSELINA OCTOVÁ, LEDOVÁ nebo KYSELINA OCTOVÁ, ROZTOK, obsahující více než 80 % hm. kyseliny	2789	8	
KYSELINA OCTOVÁ, ROZTOK, obsahující nejméně 10 % hm., ale nejvíce 50 % hm. kyseliny	2790	8	
KYSELINA OCTOVÁ, ROZTOK, obsahující nejméně 50 % hm., ale nejvíce 80 % hm. kyseliny	2790	8	
KYSELINA PROPIONOVÁ, obsahující více než 10 % a méně než 90 % hm. kyseliny	1848	8	
KYSELINA PROPIONOVÁ s více než 90 % hm. kyseliny	3463	8	
KYSELINA SELENOVÁ	1905	8	
KYSELINA SÍROVÁ, DÝMAVÁ	1831	8	
KYSELINA SÍROVÁ, obsahující nejvýše 51 % kyseliny nebo ELEKTROLYT PRO AKUMULÁTORY (BATERIE), KYSELÝ	2796	8	
KYSELINA SÍROVÁ, obsahující více než 51 % kyseliny	1830	8	
KYSELINA SÍROVÁ, ODPADNÍ	1906	8	
KYSELINA SÍROVÁ, POUŽITÁ	1832	8	
KYSELINA SIŘIČITÁ	1833	8	
KYSELINA TETRAZOL-1-OCTOVÁ	0407	1	
KYSELINA THIOGLYKOLOVÁ	1940	8	
KYSELINA THIOMLÉČNÁ	2936	6.1	
KYSELINA THIOOCTOVÁ	2436	3	
KYSELINA TRIFLUOROCTOVÁ	2699	8	
KYSELINA TRICHLORISOKYANUROVÁ, SUCHÁ	2468	5.1	
KYSELINA TRICHLOROCTOVÁ	1839	8	
KYSELINA TRICHLOROCTOVÁ, ROZTOK	2564	8	
KYSELINA TRINITROBENZENSULFONOVÁ	0386	1	
KYSELINA TRINITROBENZOOVÁ, suchá nebo vlhčená méně než 30 % hm. vody	0215	1	
KYSELINA TRINITROBENZOOVÁ, vlhčená nejméně 10 % hm. vody	3368	4.1	
KYSELINA TRINITROBENZOOVÁ, V LHČENÁ nejméně 30 % hm. vody	1355	4.1	
KYSELINY ALKYLSÍROVÉ	2571	8	
KYSELINY ALKYLSULFONOVÉ, KAPALNÉ nebo KYSELINY ARYLSULFONOVÉ, KAPALNÉ, obsahující nejvýše 5 % volné kyseliny sírové	2586	8	
KYSELINY ALKYLSULFONOVÉ, KAPALNÉ nebo KYSELINY ARYLSULFONOVÉ, KAPALNÉ, obsahující více než 5 % volné kyseliny sírové	2584	8	
KYSELINY ALKYLSULFONOVÉ, TUHÉ nebo KYSELINY ARYLSULFONOVÉ, TUHÉ, obsahující nejvýše 5 % volné kyseliny sírové	2585	8	
KYSELINY ALKYLSULFONOVÉ, TUHÉ nebo KYSELINY ARYLSULFONOVÉ, TUHÉ, obsahující více než 5 % volné kyseliny sírové	2583	8	
KYSLÍK, HLUBOCE ZCHLAZENÝ, KAPALNÝ	1073	2	
KYSLÍK, STLAČENÝ	1072	2	
LAKTÁT ANTIMONIČNÝ	1550	6.1	
LÁTKA HOŘLAVÁ, KAPALNÁ, J.N.	1993	3	
LÁTKA HOŘLAVÁ, KAPALNÁ, TOXICKÁ, J.N.	1992	3	
LÁTKA HOŘLAVÁ, KAPALNÁ, TOXICKÁ, ŽÍRAVÁ, J.N.	3286	3	
LÁTKA HOŘLAVÁ, KAPALNÁ, ŽÍRAVÁ, J.N.	2924	3	
LÁTKA HOŘLAVÁ, TUHÁ, ANORGANICKÁ, J.N.	3178	4.1	



Pojmenování a popis	Číslo UN/ číslo látky	Třída	Dodatečné požadavky/ poznámky
LÁTKA HOŘLAVÁ, TUHÁ, ORGANICKÁ, J.N.	1325	4.1	
LÁTKA HOŘLAVÁ, TUHÁ, ORGANICKÁ, ROZTAVENÁ, J.N.	3176	4.1	
LÁTKA HOŘLAVÁ, TUHÁ, PODPORUJÍCÍ HOŘENÍ, J.N.	3097	4.1	Přeprava zakázána
LÁTKA HOŘLAVÁ, TUHÁ, TOXICKÁ, ANORGANICKÁ, J.N.	3179	4.1	
LÁTKA HOŘLAVÁ, TUHÁ, TOXICKÁ, ORGANICKÁ, J.N.	2926	4.1	
LÁTKA HOŘLAVÁ, TUHÁ, ŽÍRAVÁ, ANORGANICKÁ, J.N.	3180	4.1	
LÁTKA HOŘLAVÁ, TUHÁ, ŽÍRAVÁ, ORGANICKÁ, J.N.	2925	4.1	
LÁTKA INFEKČNÍ, NEBEZPEČNÁ pouze PRO ZVÍŘATA	2900	6.2	
LÁTKA INFEKČNÍ, NEBEZPEČNÁ PRO LIDI	2814	6.2	
Látka kapalná, která podléhá předpisům platným pro leteckou dopravu, j.n.	3334	9	Není předmětem ADN
LÁTKA KOVOVÁ, REAGUJÍCÍ S VODOU, J.N.	3208	4.3	
LÁTKA KOVOVÁ, REAGUJÍCÍ S VODOU, SCHOPNÁ SAMOOHŘEVU, J.N.	3209	4.3	
LÁTKA OHROŽUJÍCÍ ŽIVOTNÍ PROSTŘEDÍ, KAPALNÁ, J.N.	3082	9	
LÁTKA OHROŽUJÍCÍ ŽIVOTNÍ PROSTŘEDÍ, KAPALNÁ, J.N.	9006		Nebezpečná pouze pokud je přepravována v tankových plavidlech
LÁTKA OHROŽUJÍCÍ ŽIVOTNÍ PROSTŘEDÍ, TUHÁ, J.N.	3077	9	
LÁTKA OHROŽUJÍCÍ ŽIVOTNÍ PROSTŘEDÍ, TUHÁ, J.N., roztavená	9005		Nebezpečná pouze pokud je přepravována v tankových plavidlech
LÁTKA PODPORUJÍCÍ HOŘENÍ, KAPALNÁ, J.N.	3139	5.1	
LÁTKA PODPORUJÍCÍ HOŘENÍ, KAPALNÁ, TOXICKÁ, J.N.	3099	5.1	
LÁTKA PODPORUJÍCÍ HOŘENÍ, KAPALNÁ, ŽÍRAVÁ, J.N.	3098	5.1	
LÁTKA PODPORUJÍCÍ HOŘENÍ, TUHÁ, HOŘLAVÁ, J.N.	3137	5.1	Přeprava zakázána
LÁTKA PODPORUJÍCÍ HOŘENÍ, TUHÁ, J.N.	1479	5.1	
LÁTKA PODPORUJÍCÍ HOŘENÍ, TUHÁ, REAGUJÍCÍ S VODOU, J.N.	3121	5.1	
LÁTKA PODPORUJÍCÍ HOŘENÍ, TUHÁ, SCHOPNÁ SAMOOHŘEVU, J.N.	3100	5.1	Přeprava zakázána
LÁTKA PODPORUJÍCÍ HOŘENÍ, TUHÁ, TOXICKÁ, J.N.	3087	5.1	
LÁTKA PODPORUJÍCÍ HOŘENÍ, TUHÁ, ŽÍRAVÁ, J.N.	3085	5.1	
LÁTKA PRO PŘÍPRAVU SLZNÉHO PLYNU, KAPALNÁ, J.N.	1693	6.1	
LÁTKA PRO PŘÍPRAVU SLZNÉHO PLYNU, TUHÁ, J.N.	3448	6.1	
LÁTKA PYROFORNÍ, KAPALNÁ, ANORGANICKÁ, J.N.	3194	4.2	
LÁTKA PYROFORNÍ, KAPALNÁ, ORGANICKÁ, J.N.	2845	4.2	
LÁTKA PYROFORNÍ, TUHÁ, ANORGANICKÁ, J.N.	3200	4.2	
LÁTKA PYROFORNÍ, TUHÁ, ORGANICKÁ, J.N.	2846	4.2	
LÁTKA RADIOAKTIVNÍ, HEXAFLUORID URANU, jiná než štěpná nebo vyjmutá štěpná	2978	7	
LÁTKA RADIOAKTIVNÍ, HEXAFLUORID URANU, ŠTĚPNÁ	2977	7	
LÁTKA RADIOAKTIVNÍ, HEXAFLUORID URANU, VYJMUTÝ KUS, obsahující méně než 0,1 kg látky na balení, jiná než štěpná nebo vyjmutá štěpná	3507	8	

Pojmenování a popis	Číslo UN/ číslo látky	Třída	Dodatečné požadavky/ poznámky
LÁTKA RADIOAKTIVNÍ, KUS TYPU A, jiné než zvláštní formy, jiná než štěpná nebo vyjmutá štěpná	2915	7	
LÁTKA RADIOAKTIVNÍ, KUS TYPU A, ŠTĚPNÁ, jiné než zvláštní formy	3327	7	
LÁTKA RADIOAKTIVNÍ, KUS TYPU A, ZVLÁŠTNÍ FORMY, jiné než štěpná nebo vyjmutá štěpná	3332	7	
LÁTKA RADIOAKTIVNÍ, KUS TYPU A, ZVLÁŠTNÍ FORMY, ŠTĚPNÁ	3333	7	
LÁTKA RADIOAKTIVNÍ, KUS TYPU B (M), jiná než štěpná nebo vyjmutá štěpná	2917	7	
LÁTKA RADIOAKTIVNÍ, KUS TYPU B (M), ŠTĚPNÁ	3329	7	
LÁTKA RADIOAKTIVNÍ, KUS TYPU B (U), jiná než štěpná nebo vyjmutá štěpná	2916	7	
LÁTKA RADIOAKTIVNÍ, KUS TYPU B (U), ŠTĚPNÁ	3328	7	
LÁTKA RADIOAKTIVNÍ, KUS TYPU C, jiná než štěpná nebo vyjmutá štěpná	3323	7	
LÁTKA RADIOAKTIVNÍ, KUS TYPU C, ŠTĚPNÁ	3330	7	
LÁTKA RADIOAKTIVNÍ, POVRCHOVÉ KONTAMINOVANÉ PŘEDMĚTY (SCO-I nebo SCO-II), ŠTĚPNÉ	3326	7	
LÁTKA RADIOAKTIVNÍ, PŘEPRAVOVANÁ ZA ZVLÁŠTNÍCH PODMÍNEK, jiná než štěpná nebo vyjmutá štěpná	2919	7	
LÁTKA RADIOAKTIVNÍ, PŘEPRAVOVANÁ ZA ZVLÁŠTNÍCH PODMÍNEK, ŠTĚPNÁ	3331	7	
LÁTKA RADIOAKTIVNÍ, S NÍZKOU SPECIFICKOU AKTIVITOU (LSA-I), jiná než štěpná nebo vyjmutá štěpná	2912	7	
LÁTKA RADIOAKTIVNÍ, S NÍZKOU SPECIFICKOU AKTIVITOU (LSA-II), jiná než štěpná nebo vyjmutá štěpná	3321	7	
LÁTKA RADIOAKTIVNÍ, S NÍZKOU SPECIFICKOU AKTIVITOU (LSA-II), ŠTĚPNÁ	3324	7	
LÁTKA RADIOAKTIVNÍ, S NÍZKOU SPECIFICKOU AKTIVITOU (LSA-III), jiná než štěpná nebo vyjmutá štěpná	3322	7	
LÁTKA RADIOAKTIVNÍ, S NÍZKOU SPECIFICKOU AKTIVITOU (LSA-III), ŠTĚPNÁ	3325	7	
LÁTKA RADIOAKTIVNÍ, VYJMUTÝ KUS - OMEZENÁ MNOŽSTVÍ	2910	7	
LÁTKA RADIOAKTIVNÍ, VYJMUTÝ KUS - PRÁZDNÝ OBAL	2908	7	
LÁTKA RADIOAKTIVNÍ, VYJMUTÝ KUS - PŘÍSTROJE nebo VÝROBKY	2911	7	
LÁTKA RADIOAKTIVNÍ, VYJMUTÝ KUS - VÝROBKY Z PŘÍRODNÍHO URANU nebo OCHUZENÉHO URANU nebo PŘÍRODNÍHO THORIA	2909	7	
LÁTKA REAGUJÍCÍ S VODOU, KAPALNÁ, J.N.	3148	4.3	
LÁTKA REAGUJÍCÍ S VODOU, KAPALNÁ, TOXICKÁ, J.N.	3130	4.3	
LÁTKA REAGUJÍCÍ S VODOU, KAPALNÁ, ŽÍRAVÁ, J.N.	3129	4.3	
LÁTKA REAGUJÍCÍ S VODOU, TUHÁ, HOŘLAVÁ, J.N.	3132	4.3	
LÁTKA REAGUJÍCÍ S VODOU, TUHÁ, J.N.	2813	4.3	
LÁTKA REAGUJÍCÍ S VODOU, TUHÁ, PODPORUJÍCÍ HOŘENÍ, J.N.	3133	4.3	Přeprava zakázána
LÁTKA REAGUJÍCÍ S VODOU, TUHÁ, SCHOPNÁ SAMOOHŘEVU, J.N.	3135	4.3	
LÁTKA REAGUJÍCÍ S VODOU, TUHÁ, TOXICKÁ, J.N.	3134	4.3	
LÁTKA REAGUJÍCÍ S VODOU, TUHÁ, ŽÍRAVÁ, J.N.	3131	4.3	
LÁTKA SAMOVOLNĚ SE ROZKLÁDAJÍCÍ, KAPALNÁ, TYP B	3221	4.1	
LÁTKA SAMOVOLNĚ SE ROZKLÁDAJÍCÍ, KAPALNÁ, TYP B, S ŘÍZENÍM TEPLoty	3231	4.1	
LÁTKA SAMOVOLNĚ SE ROZKLÁDAJÍCÍ, KAPALNÁ, TYP C	3223	4.1	
LÁTKA SAMOVOLNĚ SE ROZKLÁDAJÍCÍ, KAPALNÁ, TYP C, S ŘÍZENÍM TEPLoty	3233	4.1	
LÁTKA SAMOVOLNĚ SE ROZKLÁDAJÍCÍ, KAPALNÁ, TYP D	3225	4.1	
LÁTKA SAMOVOLNĚ SE ROZKLÁDAJÍCÍ, KAPALNÁ, TYP D, S ŘÍZENÍM TEPLoty	3235	4.1	

Pojmenování a popis	Číslo UN/ číslo látky	Třída	Dodatečné požadavky/ poznámky
LÁTKA SAMOVOLNĚ SE ROZKLÁDAJÍCÍ, KAPALNÁ, TYP E	3227	4.1	
LÁTKA SAMOVOLNĚ SE ROZKLÁDAJÍCÍ, KAPALNÁ, TYP E, S ŘÍZENÍM TEPLOTY	3237	4.1	
LÁTKA SAMOVOLNĚ SE ROZKLÁDAJÍCÍ, KAPALNÁ, TYP F	3229	4.1	
LÁTKA SAMOVOLNĚ SE ROZKLÁDAJÍCÍ, KAPALNÁ, TYP F, S ŘÍZENÍM TEPLOTY	3239	4.1	
LÁTKA SAMOVOLNĚ SE ROZKLÁDAJÍCÍ, TUHÁ, TYP B	3222	4.1	
LÁTKA SAMOVOLNĚ SE ROZKLÁDAJÍCÍ, TUHÁ, TYP B, S ŘÍZENÍM TEPLOTY	3232	4.1	
LÁTKA SAMOVOLNĚ SE ROZKLÁDAJÍCÍ, TUHÁ, TYP C	3224	4.1	
LÁTKA SAMOVOLNĚ SE ROZKLÁDAJÍCÍ, TUHÁ, TYP C, S ŘÍZENÍM TEPLOTY	3234	4.1	
LÁTKA SAMOVOLNĚ SE ROZKLÁDAJÍCÍ, TUHÁ, TYP D	3226	4.1	
LÁTKA SAMOVOLNĚ SE ROZKLÁDAJÍCÍ, TUHÁ, TYP D, S ŘÍZENÍM TEPLOTY	3236	4.1	
LÁTKA SAMOVOLNĚ SE ROZKLÁDAJÍCÍ, TUHÁ, TYP E	3228	4.1	
LÁTKA SAMOVOLNĚ SE ROZKLÁDAJÍCÍ, TUHÁ, TYP E, S ŘÍZENÍM TEPLOTY	3238	4.1	
LÁTKA SAMOVOLNĚ SE ROZKLÁDAJÍCÍ, TUHÁ, TYP F	3230	4.1	
LÁTKA SAMOVOLNĚ SE ROZKLÁDAJÍCÍ, TUHÁ, TYP F, S ŘÍZENÍM TEPLOTY	3240	4.1	
LÁTKA SCHOPNÁ SAMOOHŘEVU, KAPALNÁ, ANORGANICKÁ, J.N.	3186	4.2	
LÁTKA SCHOPNÁ SAMOOHŘEVU, KAPALNÁ, ORGANICKÁ, J.N.	3183	4.2	
LÁTKA SCHOPNÁ SAMOOHŘEVU, KAPALNÁ, TOXICKÁ, ANORGANICKÁ, J.N.	3187	4.2	
LÁTKA SCHOPNÁ SAMOOHŘEVU, KAPALNÁ, TOXICKÁ, ORGANICKÁ, J.N.	3184	4.2	
LÁTKA SCHOPNÁ SAMOOHŘEVU, KAPALNÁ, ŽÍRAVÁ, ANORGANICKÁ, J.N.	3188	4.2	
LÁTKA SCHOPNÁ SAMOOHŘEVU, KAPALNÁ, ŽÍRAVÁ, ORGANICKÁ, J.N.	3185	4.2	
LÁTKA SCHOPNÁ SAMOOHŘEVU, TUHÁ, ANORGANICKÁ, J.N.	3190	4.2	
LÁTKA SCHOPNÁ SAMOOHŘEVU, TUHÁ, ORGANICKÁ, J.N.	3088	4.2	
LÁTKA SCHOPNÁ SAMOOHŘEVU, TUHÁ, PODPORUJÍCÍ HOŘENÍ, J.N.	3127	4.2	Přeprava zakázána
LÁTKA SCHOPNÁ SAMOOHŘEVU, TUHÁ, TOXICKÁ, ANORGANICKÁ, J.N.	3191	4.2	
LÁTKA SCHOPNÁ SAMOOHŘEVU, TUHÁ, TOXICKÁ, ORGANICKÁ, J.N.	3128	4.2	
LÁTKA SCHOPNÁ SAMOOHŘEVU, TUHÁ, ŽÍRAVÁ, ANORGANICKÁ, J.N.	3192	4.2	
LÁTKA SCHOPNÁ SAMOOHŘEVU, TUHÁ, ŽÍRAVÁ, ORGANICKÁ, J.N.	3126	4.2	
LÁTKA TOXICKÁ PŘI VDECHOVÁNÍ, KAPALNÁ, HOŘLAVÁ, J.N., s LC <sub>50</sub> nejvýše 1000 ml/m <sup>3</sup> a nasycenou koncentrací par nejméně 10 LC <sub>50</sub>	3384	6.1	
LÁTKA TOXICKÁ PŘI VDECHOVÁNÍ, KAPALNÁ, HOŘLAVÁ, J.N., s LC <sub>50</sub> nejvýše 200 ml/m <sup>3</sup> a nasycenou koncentrací par nejméně 500 LC <sub>50</sub>	3383	6.1	
LÁTKA TOXICKÁ PŘI VDECHOVÁNÍ, KAPALNÁ, J.N., s LC <sub>50</sub> nejvýše 1000 ml/m <sup>3</sup> a nasycenou koncentrací par nejméně 10 LC <sub>50</sub>	3382	6.1	
LÁTKA TOXICKÁ PŘI VDECHOVÁNÍ, KAPALNÁ, J.N., s LC <sub>50</sub> nejvýše 200 ml/m <sup>3</sup> a nasycenou koncentrací par nejméně 500 LC <sub>50</sub>	3381	6.1	
LÁTKA TOXICKÁ PŘI VDECHOVÁNÍ, KAPALNÁ, PODPORUJÍCÍ HOŘENÍ, J.N., s LC <sub>50</sub> nejvýše 1000 ml/m <sup>3</sup> a nasycenou koncentrací par nejméně 10 LC <sub>50</sub>	3388	6.1	

Pojmenování a popis	Číslo UN/ číslo látky	Třída	Dodatečné požadavky/ poznámky
LÁTKA TOXICKÁ PŘI VDECHOVÁNÍ, KAPALNÁ, PODPORUJÍCÍ HOŘENÍ, J.N., s LC <sub>50</sub> nejvýše 200 ml/m <sup>3</sup> a nasycenou koncentrací par nejméně 500 LC <sub>50</sub>	3387	6.1	
LÁTKA TOXICKÁ PŘI VDECHOVÁNÍ, KAPALNÁ, REAGUJÍCÍ S VODOU, J.N., s LC <sub>50</sub> nejvýše 1000 ml/m <sup>3</sup> a nasycenou koncentrací par nejméně 10 LC <sub>50</sub>	3386	6.1	
LÁTKA TOXICKÁ PŘI VDECHOVÁNÍ, KAPALNÁ, REAGUJÍCÍ S VODOU, J.N., s LC <sub>50</sub> nejvýše 200 ml/m <sup>3</sup> a nasycenou koncentrací par nejméně 500 LC <sub>50</sub>	3385	6.1	
LÁTKA TOXICKÁ PŘI VDECHOVÁNÍ, KAPALNÁ, ŽÍRAVÁ, J.N., s LC <sub>50</sub> nejvýše 1000 ml/m <sup>3</sup> a nasycenou koncentrací par nejméně 10 LC <sub>50</sub>	3390	6.1	
LÁTKA TOXICKÁ PŘI VDECHOVÁNÍ, KAPALNÁ, ŽÍRAVÁ, J.N., s LC <sub>50</sub> nejvýše 200 ml/m <sup>3</sup> a nasycenou koncentrací par nejméně 500 LC <sub>50</sub>	3389	6.1	
LÁTKA TOXICKÁ, KAPALNÁ, ANORGANICKÁ, J.N.	3287	6.1	
LÁTKA TOXICKÁ, KAPALNÁ, HOŘLAVÁ, ORGANICKÁ, J.N.	2929	6.1	
LÁTKA TOXICKÁ, KAPALNÁ, ORGANICKÁ, J.N.	2810	6.1	
LÁTKA TOXICKÁ, KAPALNÁ, PODPORUJÍCÍ HOŘENÍ, J.N.	3122	6.1	
LÁTKA TOXICKÁ, KAPALNÁ, REAGUJÍCÍ S VODOU, J.N.	3123	6.1	
LÁTKA TOXICKÁ, KAPALNÁ, ŽÍRAVÁ, ANORGANICKÁ, J.N.	3289	6.1	
LÁTKA TOXICKÁ, KAPALNÁ, ŽÍRAVÁ, ORGANICKÁ, J.N.	2927	6.1	
LÁTKA TOXICKÁ PŘI VDECHOVÁNÍ, KAPALNÁ, HOŘLAVÁ, ŽÍRAVÁ, J.N., s LC <sub>50</sub> nejvýše 200 ml/m <sup>3</sup> a nasycenou koncentrací par nejméně 500 LC <sub>50</sub>	3488	6.1	
LÁTKA TOXICKÁ PŘI VDECHOVÁNÍ, KAPALNÁ, HOŘLAVÁ, ŽÍRAVÁ, J.N., s LC <sub>50</sub> nejvýše 1000 ml/m <sup>3</sup> a nasycenou koncentrací par nejméně 10 LC <sub>50</sub>	3489	6.1	
LÁTKA TOXICKÁ PŘI VDECHOVÁNÍ, KAPALNÁ, REAGUJÍCÍ S VODOU, HOŘLAVÁ, J.N., s LC <sub>50</sub> nejvýše 200 ml/m <sup>3</sup> a nasycenou koncentrací par nejméně 500 LC <sub>50</sub>	3490	6.1	
LÁTKA TOXICKÁ PŘI VDECHOVÁNÍ, KAPALNÁ, REAGUJÍCÍ S VODOU, HOŘLAVÁ, J.N., s LC <sub>50</sub> nejvýše 1000 ml/m <sup>3</sup> a nasycenou koncentrací par nejméně 10 LC <sub>50</sub>	3491	6.1	
LÁTKA TOXICKÁ, TUHÁ, ANORGANICKÁ, J.N.	3288	6.1	
LÁTKA TOXICKÁ, TUHÁ, HOŘLAVÁ, ANORGANICKÁ, J.N.	3535	6.1	
LÁTKA TOXICKÁ, TUHÁ, HOŘLAVÁ, ORGANICKÁ, J.N.	2930	6.1	
LÁTKA TOXICKÁ, TUHÁ, ORGANICKÁ, J.N.	2811	6.1	
LÁTKA TOXICKÁ, TUHÁ, PODPORUJÍCÍ HOŘENÍ, J.N.	3086	6.1	
LÁTKA TOXICKÁ, TUHÁ, REAGUJÍCÍ S VODOU, J.N.	3125	6.1	
LÁTKA TOXICKÁ, TUHÁ, SCHOPNÁ SAMOOHŘEVU, J.N.	3124	6.1	
LÁTKA TOXICKÁ, TUHÁ, ŽÍRAVÁ, ANORGANICKÁ, J.N.	3290	6.1	
LÁTKA TOXICKÁ, TUHÁ, ŽÍRAVÁ, ORGANICKÁ, J.N.	2928	6.1	
Látka tuhá, která podléhá předpisům platným pro leteckou dopravu, j.n.	3335	9	Není předmětem ADN
LÁTKA ZAHŘÁTÁ, KAPALNÁ, HOŘLAVÁ, J.N., s bodem vzplanutí nad 60 °C, při teplotě rovnající se bodu vzplanutí nebo vyšší	3256	3	
LÁTKA ZAHŘÁTÁ, KAPALNÁ, J.N., při teplotě 100 °C nebo vyšší a nižší než je její bod vzplanutí (včetně roztavených kovů, roztavených solí atd.)	3257	9	
LÁTKA ZAHŘÁTÁ, TUHÁ, J.N., při teplotě 240 °C nebo vyšší	3258	9	
LÁTKA ZNECITLIVĚNÁ, VÝBUŠNÁ, KAPALNÁ, J.N.	3379	3	
LÁTKA ZNECITLIVĚNÁ, VÝBUŠNÁ, TUHÁ, J.N.	3380	4.1	

Pojmenování a popis	Číslo UN/ číslo látky	Třída	Dodatečné požadavky/ poznámky
LÁTKA ŽÍRAVÁ, ALKALICKÁ, KAPALNÁ, J.N.	1719	8	
LÁTKA ŽÍRAVÁ, KAPALNÁ, ALKALICKÁ, ANORGANICKÁ, J.N.	3266	8	
LÁTKA ŽÍRAVÁ, KAPALNÁ, ALKALICKÁ, ORGANICKÁ, J.N.	3267	8	
LÁTKA ŽÍRAVÁ, KAPALNÁ, HOŘLAVÁ, J.N.	2920	8	
LÁTKA ŽÍRAVÁ, KAPALNÁ, J.N.	1760	8	
LÁTKA ŽÍRAVÁ, KAPALNÁ, KYSELÁ, ANORGANICKÁ, J.N.	3264	8	
LÁTKA ŽÍRAVÁ, KAPALNÁ, KYSELÁ, ORGANICKÁ, J.N.	3265	8	
LÁTKA ŽÍRAVÁ, KAPALNÁ, PODPORUJÍCÍ HOŘENÍ, J.N.	3093	8	
LÁTKA ŽÍRAVÁ, KAPALNÁ, REAGUJÍCÍ S VODOU, J.N.	3094	8	
LÁTKA ŽÍRAVÁ, KAPALNÁ, SCHOPNÁ SAMOOHŘEVU, J.N.	3301	8	
LÁTKA ŽÍRAVÁ, KAPALNÁ, TOXICKÁ, J.N.	2922	8	
LÁTKA ŽÍRAVÁ, TUHÁ, ALKALICKÁ, ANORGANICKÁ, J.N.	3262	8	
LÁTKA ŽÍRAVÁ, TUHÁ, ALKALICKÁ, ORGANICKÁ, J.N.	3263	8	
LÁTKA ŽÍRAVÁ, TUHÁ, HOŘLAVÁ, J.N.	2921	8	
LÁTKA ŽÍRAVÁ, TUHÁ, J.N.	1759	8	
LÁTKA ŽÍRAVÁ, TUHÁ, KYSELÁ, ANORGANICKÁ, J.N.	3260	8	
LÁTKA ŽÍRAVÁ, TUHÁ, KYSELÁ, ORGANICKÁ, J.N.	3261	8	
LÁTKA ŽÍRAVÁ, TUHÁ, PODPORUJÍCÍ HOŘENÍ, J.N.	3084	8	
LÁTKA ŽÍRAVÁ, TUHÁ, REAGUJÍCÍ S VODOU, J.N.	3096	8	
LÁTKA ŽÍRAVÁ, TUHÁ, SCHOPNÁ SAMOOHŘEVU, J.N.	3095	8	
LÁTKA ŽÍRAVÁ, TUHÁ, TOXICKÁ, J.N.	2923	8	
LÁTKA, RADIOAKTIVNÍ - POVRCHOVĚ KONTAMINOVANÉ PŘEDMĚTY (SCO-I nebo SCO-II), jiné než štěpné nebo vyjmuté štěpné	2913	7	
Látky magnetizované	2807	9	Není předmětem ADN
LÁTKY S BODEM VZPLANUTÍ NAD 60 °C, ALE NEPŘESAHUJÍCÍM 100 °C, které nepatří do jiné třídy	9003	9	Nebezpečné pouze v tankových
LÁTKY S BODEM VZPLANUTÍ NAD 60 °C, které jsou zahřívány na teplotu v rozmezí 15K pod jejich bodem vzplanutí	9001	3	Nebezpečné pouze v tankových
LÁTKY S TEPLOU SAMOVZNÍCENÍ 200°C A NIŽE, J.N.	9002	3	Nebezpečné pouze v tankových
LÁTKY TUHÉ nebo směsi tuhých látek (jako přípravky a odpady), OBSAHUJÍCÍ HOŘLAVÉ KAPALNÉ LÁTKY, J.N., s bodem vzplanutí nejvýše 60 °C	3175	4.1	
LÁTKY TUHÉ, OBSAHUJÍCÍ TOXICKOU KAPALNOU LÁTKU, J.N.	3243	6.1	
LÁTKY TUHÉ, OBSAHUJÍCÍ ŽÍRAVOU KAPALNOU LÁTKU, J.N.	3244	8	
LÁTKY VÝBUŠNÉ, J.N.	0357	1	
LÁTKY VÝBUŠNÉ, J.N.	0358	1	
LÁTKY VÝBUŠNÉ, J.N.	0359	1	
LÁTKY VÝBUŠNÉ, J.N.	0473	1	
LÁTKY VÝBUŠNÉ, J.N.	0474	1	
LÁTKY VÝBUŠNÉ, J.N.	0475	1	
LÁTKY VÝBUŠNÉ, J.N.	0476	1	
LÁTKY VÝBUŠNÉ, J.N.	0477	1	
LÁTKY VÝBUŠNÉ, J.N.	0478	1	
LÁTKY VÝBUŠNÉ, J.N.	0479	1	

Pojmenování a popis	Číslo UN/ číslo látky	Třída	Dodatečné požadavky/ poznámky
LÁTKY VÝBUŠNÉ, J.N.	0480	1	
LÁTKY VÝBUŠNÉ, J.N.	0481	1	
LÁTKY VÝBUŠNÉ, J.N.	0485	1	
LÁTKY VÝBUŠNÉ, VELMI NECITLIVÉ (EVI), J.N.	0482	1	
LÉČIVA, KAPALNÁ, HOŘLAVÁ, TOXICKÁ, J.N.	3248	3	
LÉČIVA, KAPALNÁ, TOXICKÁ, J.N.	1851	6.1	
LÉČIVA, TUHÁ, TOXICKÁ, J.N.	3249	6.1	
LEPIDLA s hořlavou kapalnou látkou	1133	3	
LITHIUM	1415	4.3	
LONDON PURPLE	1621	6.1	
MALEINANHYDRID	2215	8	
MALEINANHYDRID, ROZTAVENÝ	2215	8	
MALONONITRIL	2647	6.1	
MANEB nebo MANEB, PŘÍPRAVKY, s nejméně 60 % manebu	2210	4.2	
MANEB, STABILIZOVANÝ nebo MANEB, PŘÍPRAVKY, STABILIZOVANÉ proti samoohřevu	2968	4.3	
MANGANISTAN BARNATÝ	1448	5.1	
MANGANISTAN DRASELNÝ	1490	5.1	
MANGANISTAN SODNÝ	1503	5.1	
MANGANISTAN VÁPENATÝ	1456	5.1	
MANGANISTAN ZINEČNATÝ	1515	5.1	
MANGANISTANY, ANORGANICKÉ, J.N.	1482	5.1	
MANGANISTANY, ANORGANICKÉ, VODNÝ ROZTOK, J.N.	3214	5.1	
MANNITHEXANITRÁT (NITROMANNIT), VLNČENÝ nejméně 40 % hm. vody nebo směsí alkoholu s vodou	0133	1	
Mastek s tremolitem a/nebo aktinolit viz	2212	9	
MĚĎ / ETHYLENDIAMIN, KOMPLEX, ROZTOK	1761	8	
MESITYLOXID	1229	3	
METALDEHYD	1332	4.1	
METAVANADIČNAN AMONNÝ	2859	6.1	
METAVANADIČNAN DRASELNÝ	2864	6.1	
METHAKRYLALDEHYD, STABILIZOVANÝ	2396	3	
METHAKRYLONITRIL, STABILIZOVANÝ	3079	6.1	
METHAN, HLUBOCE ZCHLAZENÝ, KAPALNÝ nebo PLYN ZEMNÍ, HLUBOCE ZCHLAZENÝ, KAPALNÝ, s vysokým obsahem methanu	1972	2	
METHAN, STLAČENÝ nebo PLYN ZEMNÍ, STLAČENÝ, s vysokým obsahem methanu	1971	2	
METHANOL	1230	3	
METHANSULFONYLCHLORID	3246	6.1	
METHANTHIOL (METHYLMERKAPTAN)	1064	2	
METHOXYMETHYLISOKYANÁT	2605	6.1	
4-METHOXY-4-METHYLPENTAN-2-ON	2293	3	
1-METHOXY-2-PROPANOL	3092	3	
2-METHYL-2-HEPTANTHIOL	3023	6.1	
METHYL-2-CHLORPROPIONÁT	2933	3	
2-METHYL-5-ETHYLPYRIDIN	2300	6.1	
METHYLACETÁT	1231	3	
METHYLACETYLEN A PROPADIEN, SMĚS, STABILIZOVANÁ (směs P1 nebo směs P2)	1060	2	

Pojmenování a popis	Číslo UN/ číslo látky	Třída	Dodatečné požadavky/ poznámky
METHYLAKRYLÁT, STABILIZOVANÝ	1919	3	
METHYLAL	1234	3	
METHYLALLYLKOHOL	2614	3	
METHYLALLYLCHLORID	2554	3	
METHYLAMIN, BEZVODÝ	1061	2	
METHYLAMIN, VODNÝ ROZTOK	1235	3	
METHYLAMYLACETÁT	1233	3	
METHYLÁT SODNÝ	1431	4.2	
METHYLÁT SODNÝ, ROZTOK v alkoholu	1289	3	
METHYLBROMACETÁT	2643	6.1	
METHYLBROMID A ETHYLENDIBROMID, SMĚS, KAPALNÁ	1647	6.1	
3-METHYLBUTAN-2-ON	2397	3	
2-METHYLBUTANAL	3371	3	
2-METHYL-1-BUTEN	2459	3	
2-METHYL-2-BUTEN	2460	3	
3-METHYL-1-BUTEN	2561	3	
METHYLBUTYRÁT	1237	3	
METHYLCYKLOHEXAN	2296	3	
METHYLCYKLOHEXANOLY, hořlavé	2617	3	
METHYLCYKLOHEXANON	2297	3	
METHYLCYKLOPENTAN	2298	3	
METHYLDICHLORACETÁT	2299	6.1	
METHYLDICHLORSILAN	1242	4.3	
METHYLFENYLDICHLORSILAN	2437	8	
METHYLFORMIÁT	1243	3	
2-METHYLFURAN	2301	3	
5-METHYLHEXAN-2-ON	2302	3	
METHYLHYDRAZIN	1244	6.1	
METHYLCHLORACETÁT	2295	6.1	
METHYLCHLORFORMIÁT	1238	6.1	
METHYLCHLORMETHYLETHER	1239	6.1	
METHYLCHLORSILAN	2534	2	
METHYLISOBUTYLKARBINOL	2053	3	
METHYLISOBUTYLKETON	1245	3	
METHYLISOKYANÁT	2480	6.1	
METHYLISOPROPENYLKETON, STABILIZOVANÝ	1246	3	
METHYLISOTHIOKYANÁT	2477	6.1	
METHYLISOVALERÁT	2400	3	
METHYLJODID	2644	6.1	
METHYLMAGNESIUMBROMID V ETHYLETHERU	1928	4.3	
METHYLMETHAKRYLÁT, MONOMERNÍ, STABILIZOVANÝ	1247	3	
4-METHYLMORFOLIN (N-METHYLMORFOLIN)	2535	3	
METHYLNITRIT	2455	2	Přeprava zakázána
METHYLORTHOSILIKÁT	2606	6.1	
METHYLPENTADIEN	2461	3	
2-METHYLPENTAN-2-OL	2560	3	

Pojmenování a popis	Číslo UN/ číslo látky	Třída	Dodatečné požadavky/ poznámky
1-METHYLPYRIDIN	2399	3	
METHYLPROPIONÁT	1248	3	
METHYLPROPYLETER	2612	3	
METHYLPROPYLKETON	1249	3	
METHYLTETRAHYDROFURAN	2536	3	
METHYLTRICHLORACETÁT	2533	6.1	
METHYLTRICHLORSILAN	1250	3	
METHYLVINYLKETON, STABILIZOVANÝ	1251	6.1	
MINY, s trhací náplní	0136	1	
MINY, s trhací náplní	0137	1	
MINY, s trhací náplní	0138	1	
MINY, s trhací náplní	0294	1	
Moduly airbagů viz	0503	1	
	3269	9	
MONOCHLORID JÓDU, KAPALNÝ	3498	8	
MONOCHLORID JÓDU, TUHÝ	1792	8	
MORFOLIN	2054	8	
Motor spalovací nebo vozidlo poháněné hořlavým plynem nebo vozidlo poháněné hořlavou kapalinou nebo motor, palivové články poháněné hořlavým plynem nebo motor, palivové články poháněné hořlavou kapalinou nebo vozidlo, palivové články poháněné hořlavým plynem nebo vozidlo, palivové články poháněné hořlavou kapalinou	3166	9	Není předmětem ADN
MOŘSKÝ KRIL	3497	4.2	
MOUČKA RYBÍ (ODPAD RYBÍ), NESTABILIZOVANÁ (Ý)	1374	04.II	
MOUČKA RYBÍ (ODPAD RYBÍ), STABILIZOVANÁ (Ý)	2216	9	
MUNICE, CVIČNÁ	0362	1	
MUNICE, CVIČNÁ	0488	1	
MUNICE, DÝMOVÁ, S BÍLÝM FOSFOREM, s trhavou náložkou, výmetnou nebo hnací náplní	0245	1	
MUNICE, DÝMOVÁ, S BÍLÝM FOSFOREM, s trhavou náložkou, výmetnou nebo hnací náplní	0246	1	
MUNICE, DÝMOVÁ, s nebo bez trhavé náložky, výmetné nebo hnací náplně	0015	1	
MUNICE, DÝMOVÁ, s nebo bez trhavé náložky, výmetné nebo hnací náplně	0016	1	
MUNICE, DÝMOVÁ, s nebo bez trhavé náložky, výmetné nebo hnací náplně	0303	1	
MUNICE, OSVĚTLOVACÍ, s nebo bez trhavé náložky, výmetné nebo hnací náplně	0171	1	
MUNICE, OSVĚTLOVACÍ, s nebo bez trhavé náložky, výmetné nebo hnací náplně	0254	1	
MUNICE, OSVĚTLOVACÍ, s nebo bez trhavé náložky, výmetné nebo hnací náplně	0297	1	
MUNICE, SLZOTVORNÁ, NEVÝBUŠNÁ, bez redukované trhací náplně nebo výmetné náplně, slepé	2017	6.1	
MUNICE, SLZOTVORNÁ, s trhavou náložkou, výmetnou nebo hnací náplní	0018	1	
MUNICE, SLZOTVORNÁ, s trhavou náložkou, výmetnou nebo hnací náplní	0019	1	
MUNICE, SLZOTVORNÁ, s trhavou náložkou, výmetnou nebo hnací náplní	0301	1	
MUNICE, TOXICKÁ, NEVÝBUŠNÁ, bez redukované trhací náplně nebo výmetné náplně, slepé	2016	6.1	
MUNICE, TOXICKÁ, s trhavou náložkou, výmetnou nebo hnací náplní	20	1	Přeprava zakázána
MUNICE, TOXICKÁ, s trhavou náložkou, výmetnou nebo hnací náplní	0021	1	Přeprava zakázána



Pojmenování a popis	Číslo UN/ číslo látky	Třída	Dodatečné požadavky/ poznámky
MUNICE, ZÁPALNÁ, S BÍLÝM FOSFOREM s trhavou náložkou, výmetnou nebo hnací náplní	0244	1	
MUNICE, ZÁPALNÁ, S BÍLÝM FOSFOREM, s trhavou náložkou, výmetnou nebo hnací náplní	0243	1	
MUNICE, ZÁPALNÁ, s kapalinou nebo gelem, s trhavou náložkou, výmetnou nebo hnací náplní	0247	1	
MUNICE, ZÁPALNÁ, s nebo bez trhavé náložky, výmetné nebo hnací náplně	0009	1	
MUNICE, ZÁPALNÁ, s nebo bez trhavé náložky, výmetné nebo hnací náplně	0010	1	
MUNICE, ZÁPALNÁ, s nebo bez trhavé náložky, výmetné nebo hnací náplně	0300	1	
MUNICE, ZKUŠEBNÍ	0363	1	
N-(n-BUTYL)-IMIDAZOL	2690	6.1	
N,N-DIETHYLANILÍN	2432	6.1	
N,N-DIETHYLETHYLENDIAMIN	2685	8	
N,N-DIMETHYLANILÍN	2253	6.1	
N,N-DIMETHYLCYKLOHEXYLAMIN	2264	8	
N,N-DIMETHYLFORMAMID	2265	3	
NÁBOJE PRO ZBRANĚ S INERTNÍ STŘELOU nebo NÁBOJE, MALORÁŽOVÉ	0012	1	
NÁBOJE PRO ZBRANĚ, CVIČNÉ	0326	1	
NÁBOJE PRO ZBRANĚ, CVIČNÉ	0413	1	
NÁBOJE PRO ZBRANĚ, CVIČNÉ nebo NÁBOJE, MALORÁŽOVÉ, CVIČNÉ nebo NÁBOJE PRO NÁSTROJE, CVIČNÉ	0014	1	
NÁBOJE PRO ZBRANĚ, CVIČNÉ nebo NÁBOJE, MALORÁŽOVÉ, CVIČNÉ	0327	1	
NÁBOJE PRO ZBRANĚ, CVIČNÉ nebo NÁBOJE, MALORÁŽOVÉ, CVIČNÉ	0338	1	
NÁBOJE PRO ZBRANĚ, S INERTNÍ STŘELOU	0328	1	
NÁBOJE PRO ZBRANĚ, S INERTNÍ STŘELOU nebo NÁBOJE MALORÁŽOVÉ	0339	1	
NÁBOJE PRO ZBRANĚ, S INERTNÍ STŘELOU nebo NÁBOJE, MALORÁŽOVÉ	0417	1	
NÁBOJE PRO ZBRANĚ, s trhaví náplní	0005	1	
NÁBOJE PRO ZBRANĚ, s trhaví náplní	0006	1	
NÁBOJE PRO ZBRANĚ, s trhaví náplní	0007	1	
NÁBOJE PRO ZBRANĚ, s trhaví náplní	0321	1	
NÁBOJE PRO ZBRANĚ, s trhaví náplní	0348	1	
NÁBOJE PRO ZBRANĚ, s trhaví náplní	0412	1	
NÁBOJE, SIGNÁLNÍ	0054	1	
NÁBOJE, SIGNÁLNÍ	0312	1	
NÁBOJE, SIGNÁLNÍ	0405	1	
NÁBOJE, ZÁBLESKOVÉ	0049	1	
NÁBOJE, ZÁBLESKOVÉ	0050	1	
NÁBOJKY PRO ROPNÉ VRTY	0277	1	
NÁBOJKY PRO ROPNÉ VRTY	0278	1	
NÁBOJKY PRO TECHNICKÉ ÚČELY	0275	1	
NÁBOJKY PRO TECHNICKÉ ÚČELY	0276	1	
NÁBOJKY PRO TECHNICKÉ ÚČELY	0323	1	
NÁBOJKY PRO TECHNICKÉ ÚČELY	0381	1	
NÁBOJNICE, PRÁZDNÉ, SE ZÁPALKOU	0055	1	
NÁBOJNICE, PRÁZDNÉ, SE ZÁPALKOU	0379	1	
NÁBOJNICE, SPALITELNÉ, PRÁZDNÉ, BEZ ZÁPALKY	0446	1	
NÁBOJNICE, SPALITELNÉ, PRÁZDNÉ, BEZ ZÁPALKY	0447	1	

Pojmenování a popis	Číslo UN/ číslo látky	Třída	Dodatečné požadavky/ poznámky
NÁDOBKY, MALÉ, OBSAHUJÍCÍ PLYN (KARTUŠE), bez odběrního ventilu, které nelze opětovně plnit	2037	2	
NÁDRŽ PALIVOVÁ PRO HYDRAULICKÉ AGREGÁTY LETADEL (obsahující směs bezvodého hydrazinu a methylhydrazinu) (Palivo M86)	3165	3	
NAFTA MOTOROVÁ, vyhovující normě EN 590:12004 nebo OLEJ PLYNOVÝ nebo OLEJ TOPNÝ (LEHKÝ), s bodem vzplanutí, specifikovaným v normě EN 590:2004	1202	3	
NAFTALEN, ROZTAVENÝ	2304	4.1	
NAFTALEN, SUROVÝ nebo NAFTALEN, RAFINOVANÝ	1334	4.1	
NAFTENÁTY KOBALTNATÉ, PRÁŠEK	2001	4.1	
1-NAFTYLAMIN (alfa-naftylamin)	2077	6.1	
2-NAFTYLAMIN (beta-naftylamin), ROZTOK	3411	6.1	
2-NAFTYLAMIN (beta-naftylamin), TUHÝ	1650	6.1	
NAFTYLMOČOVINA	1652	6.1	
NAFTYLTHIOMOČOVINA	1651	6.1	
NÁLOŽE, DESTRUKČNÍ	0048	1	
NÁLOŽE, HLUBINNÉ	0056	1	
NÁLOŽE, KUMULATIVNÍ, bez rozbušky	0059	1	
NÁLOŽE, KUMULATIVNÍ, bez rozbušky	0439	1	
NÁLOŽE, KUMULATIVNÍ, bez rozbušky	0440	1	
NÁLOŽE, KUMULATIVNÍ, bez rozbušky	0441	1	
NÁLOŽE, KUMULATIVNÍ, OHEBNÉ, LINEÁRNÍ	0237	1	
NÁLOŽE, KUMULATIVNÍ, OHEBNÉ, LINEÁRNÍ	0288	1	
NÁLOŽE, KUMULATIVNÍ, PERFORAČNÍ, pro ropné vrty, bez rozbušky	0124	1	
NÁLOŽE, KUMULATIVNÍ, PERFORAČNÍ, pro ropné vrty, bez rozbušky	0494	1	
NÁLOŽE, POČINOVÉ, bez rozbušky	0042	1	
NÁLOŽE, POČINOVÉ, bez rozbušky	0283	1	
NÁLOŽE, POČINOVÉ, S ROZBUŠKOU	0225	1	
NÁLOŽE, POČINOVÉ, S ROZBUŠKOU	0268	1	
NÁLOŽE, PŘÍDAVNÉ, VÝBUŠNÉ	0060	1	
NÁLOŽE, TRHACÍ, S PLASTICKÝM POJIVEM	0457	1	
NÁLOŽE, TRHACÍ, S PLASTICKÝM POJIVEM	0458	1	
NÁLOŽE, TRHACÍ, S PLASTICKÝM POJIVEM	0459	1	
NÁLOŽE, TRHACÍ, S PLASTICKÝM POJIVEM	0460	1	
NÁLOŽE, VÝBUŠNÉ, PRŮMYSLOVÉ, bez rozbušky	0442	1	
NÁLOŽE, VÝBUŠNÉ, PRŮMYSLOVÉ, bez rozbušky	0443	1	
NÁLOŽE, VÝBUŠNÉ, PRŮMYSLOVÉ, bez rozbušky	0444	1	
NÁLOŽE, VÝBUŠNÉ, PRŮMYSLOVÉ, bez rozbušky	0445	1	
N-AMINOETHYLPIPERAZIN	2815	8	
n-AMYL METHYLKETON	1110	3	
Napínače bezpečnostních pásů viz	0503	1	
	3268	9	
NÁPLNĚ HASICÍCH PŘÍSTROJŮ, žiravá kapalná látka	1774	8	
NÁPLNĚ HNACÍ	0271	1	
NÁPLNĚ HNACÍ	0272	1	
NÁPLNĚ HNACÍ	0415	1	
NÁPLNĚ HNACÍ, PRO DĚLA	0242	1	
NÁPLNĚ HNACÍ, PRO DĚLA	0279	1	

Pojmenování a popis	Číslo UN/ číslo látky	Třída	Dodatečné požadavky/ poznámky
NÁPLNĚ HNACÍ, PRO DĚLA	0414	1	
NÁPOJE ALKOHOLICKÉ, s obsahem více než 70 % obj. alkoholu	3065	3	
NÁPOJE ALKOHOLICKÉ, s více než 24 % obj., ale nejvýše 70 % obj. alkoholu	3065	3	
n-BUTYLAMIN	1125	3	
N-BUTYLANILÍN	2738	6.1	
n-BUTYLFORMIÁT	1128	3	
n-BUTYLCHLORFORMIÁT (n-butylochorkarbonát)	2743	6.1	
n-BUTYLISOKYANÁT	2485	6.1	
n-BUTYLMETHAKRYLÁT, STABILIZOVANÝ	2227	3	
n-DEKAN	2247	3	
Nebezpečné věci ve strojích nebo nebezpečné věci v přístrojích	3363	9	Není předmětem ADN [viz také 1.1.3.1 b]
NEON, HLUBOCE ZCHLAZENÝ, KAPALNÝ	1913	2	
NEON, STLAČENÝ	1065	2	
N-ETHYLANILÍN	2272	6.1	
N-ETHYLBENZYLTOLOUDIN, KAPALNÝ	2753	6.1	
N-ETHYLBENZYLTOLOUDIN, TUHÝ	3460	6.1	
N-ETHYL-N-BENZYLANILÍN	2274	6.1	
N-ETHYLTOLOUDINY	2754	6.1	
n-HEPTALDEHYD	3056	3	
n-HEPTEN	2278	3	
NIKOTIN	1654	6.1	
NITRID LITHNÝ	2806	4.3	
NITRILY, HOŘLAVÉ, TOXICKÉ, J.N.	3273	3	
NITRILY, TOXICKÉ, HOŘLAVÉ, J.N.	3275	6.1	
NITRILY, KAPALNÉ, TOXICKÉ, J.N.	3276	6.1	
NITRILY, TUHÉ, TOXICKÉ, J.N.	3439	6.1	
NITROANILÍNY (o-, m-, p-)	1661	6.1	
NITROANISOLY, KAPALNÉ	2730	6.1	
NITROANISOLY, TUHÉ	3458	6.1	
NITROBENZEN	1662	6.1	
5-NITROBENZOTRIAZOL	0385	1	
NITROBENZOTRIFLUORIDY, KAPALNÉ	2306	6.1	
NITROBENZOTRIFLUORIDY, TUHÉ	3431	6.1	
NITROBROMBENZENY, KAPALNÉ	2732	6.1	
NITROBROMBENZENY, TUHÉ	3459	6.1	
NITROCELULOZA, neupravená nebo plastifikovaná méně než 18 % hm. plastifikátoru	0341	1	
NITROCELULOZA, PLASTIFIKOVANÁ nejméně 18 % hm. plastifikátoru	0343	1	
NITROCELULOZA, suchá nebo vlhčená méně než 25 % hm. vody (nebo alkoholu)	0340	1	
NITROCELULOZA, VLNĚNÁ nejméně 25 % hm. alkoholu	0342	1	
NITROCELULOZA S ALKOHOLEM, s nejméně 25 % hm. alkoholu a nejvýše 12,6 % hm. dusíku v sušině	2556	4.1	
NITROCELULOZA S VODOU, s nejméně 25 % hm. vody	2555	4.1	
NITROCELULOZA, HOŘLAVÝ ROZTOK, obsahující nejvíce 12,6 % hm. dusíku v sušině a nejvíce 55 % nitrocelulózy	2059	3	

Pojmenování a popis	Číslo UN/ číslo látky	Třída	Dodatečné požadavky/ poznámky
NITROCELULOZA, s nejvýše 12,6 % hm. dusíku v sušině, SMĚS S nebo BEZ PLASTIFIKAČNÍHO PROSTŘEDKU, S nebo BEZ PIGMENTU	2557	4.1	
NITROETHAN	2842	3	
NITROFENOLY (o-, m-, p-)	1663	6.1	
4-NITROFENYHYDRAZIN, s nejméně 30 % hm. vody	3376	4.1	
NITROGLYCERIN, ROZTOK V ALKOHOLU, s nejvýše 1 % nitroglycerinu	1204	3	
NITROGLYCERIN, ROZTOK V ALKOHOLU, s více než 1 %, ale nejvíce 10 % nitroglycerinu	0144	1	
NITROGLYCERIN, ROZTOK V ALKOHOLU, s více než 1 %, ale nejvýše 5 % nitroglycerinu	3064	3	
NITROGLYCERIN, SMĚS, ZNECITLIVĚNÁ, KAPALNÁ, HOŘLAVÁ, J.N., s nejvýše 30 % hm. nitroglycerinu	3343	3	
NITROGLYCERIN, SMĚS, ZNECITLIVĚNÁ, KAPALNÁ, J.N., s nejvýše 30 % hm. nitroglycerinu	3357	3	
NITROGLYCERIN, SMĚS, ZNECITLIVĚNÁ, TUHÁ, J.N., s více než 2 % hm., ale nejvýše 10 % hm. nitroglycerinu	3319	4.1	
NITROGLYCERIN, ZNECITLIVĚNÝ nejméně 40 % hm. netěkavého, ve vodě nerozpustného flegmatizačního prostředku	0143	1	
NITROGUANIDIN (PIKRIT), suchý nebo vlhčený méně než 20 % hm. vody	0282	1	
NITROGUANIDIN (PIKRIT), VLHČENÝ nejméně 20 % hm. vody	1336	4.1	
3-NITRO-4-CHLORBENZOTRIFLUORID	2307	6.1	
NITROKRESOLY, KAPALNÉ	3434	6.1	
NITROKRESOLY, TUHÉ	2446	6.1	
NITROMETHAN	1261	3	
NITROMOČOVINA	0147	1	
NITROMOČOVINA, suchá nebo vlhčená méně než 20 % hm. vody	0220	1	
NITRONAFTALEN	2538	4.1	
NITROPROPANY	2608	3	
NITROŠKROB, suchý nebo vlhčený méně než 20 % hm. vody	0146	1	
NITROŠKROB, VLHČENÝ nejméně 20 % hm. vody	1337	4.1	
NITROTOLUENY, KAPALNÉ	1664	6.1	
NITROTOLUENY, TUHÉ	3446	6.1	
NITROTOLUIDINY (MONO)	2660	6.1	
NITROXYLENY, KAPALNÉ	1665	6.1	
NITROXYLENY, TUHÉ	3447	6.1	
N-METHYLANILÍN	2294	6.1	
N-METHYLBUTYLAMIN	2945	3	
NONANY	1920	3	
NONYLTRICHLORSILAN	1799	8	
n-PROPANOL (n-PROPYLALKOHOL)	1274	3	
n-PROPYLACETÁT	1276	3	
n-PROPYLBENZEN	2364	3	
n-PROPYLCHLORFORMIÁT (n-propylchlorkarbonát)	2740	6.1	
n-PROPYLISOKYANÁT	2482	6.1	
n-PROPYLNITRÁT	1865	3	
NUKLEÁT RTUŤNATÝ	1639	6.1	
NÝTY, VÝBUŠNÉ	0174	1	
OBALY, VYŘAZENÉ, PRÁZDNÉ, NEVYČIŠTĚNÉ	3509	9	
OCTAN OLOVNATÝ	1616	6.1	
OCTAN RTUŤNATÝ	1629	6.1	

Pojmenování a popis	Číslo UN/ číslo látky	Třída	Dodatečné požadavky/ poznámky
o-DICHLORBENZEN (1,2-dichlorbenzen)	1591	6.1	
ODPAD KLINICKÝ NESPECIFIKOVANÝ, J.N. nebo ODPAD (BIO)MEDICÍNSKÝ, J.N. nebo ODPAD MEDICÍNSKÝ REGULOVANÝ, J.N.	3291	6.2	
ODPADY BAVLNĚNÉ, OBSAHUJÍCÍ OLEJ	1364	4.2	
Odpady textilní, vlhké	1857	4.2	Není předmětem ADN
OCHRANNÝ NÁTĚR, ROZTOK (včetně povrchových úprav nebo nátěrů používaných k průmyslovým nebo jiným účelům, jako jsou základní nátěry karoserií vozidel nebo vnitřní nátěry sudů)	1139	3	
OKTADECYLTRICHLORSILAN	1800	8	
OKTADIENY	2309	3	
OKTAFLUOR-2-BUTEN (PLYN JAKO CHLADICÍ PROSTŘEDEK R 1318)	2422	2	
OKTAFLUORCYKLOBUTAN (PLYN JAKO CHLADICÍ PROSTŘEDEK RC 318)	1976	2	
OKTAFLUORPROPAN (PLYN JAKO CHLADICÍ PROSTŘEDEK R 218)	2424	2	
OKTANY	1262	3	
OKTOLIT (OKTOL), suchý nebo vlhčený méně než 15 % hm. vody	0266	1	
OKTONAL	0496	1	
OKTYLALDEHYDY	1191	3	
OKTYLTRICHLORSILAN	1801	8	
OLEÁT RTUŤNATÝ	1640	6.1	
OLEJ BOROVÝ	1272	3	
OLEJ BŘIDLÍČNÝ	1288	3	
OLEJ BŘIDLÍČNÝ	1288	3	
OLEJ KAFROVÝ	1130	3	
OLEJ PRYSKYŘIČNÝ	1286	3	
OLEJE DEHTOVÉ, HOŘLAVÉ	1136	3	
ORTHOKŘEMIČITAN SODNÝ	3253	8	
ORTHOVANADIČNAN SODNOAMONNÝ	2863	6.1	
OXID ARSENIČNÝ	1559	6.1	
OXID ARSENITÝ	1561	6.1	
OXID BARNATÝ	1884	6.1	
OXID DRASELNÝ	2033	8	
OXID DUSIČITÝ	1067	2	
OXID DUSITÝ	2421	2	Přeprava zakázána
OXID DUSNATÝ A OXID DUSIČITÝ, SMĚS	1975	2	
OXID DUSNATÝ, STLAČENÝ	1660	2	
OXID DUSNÝ (RAJSKÝ PLYN)	1070	2	
OXID DUSNÝ, HLUBOCE ZCHLAZENÝ, KAPALNÝ	2201	2	
OXID FOSFOREČNÝ	1807	8	
OXID FOSFORITÝ	2578	8	
OXID CHROMOVÝ, BEZVODÝ	1463	5.1	
OXID OLOVIČITÝ	1872	5.1	
OXID OSMIČELÝ	2471	6.1	
OXID RTUŤNATÝ	1641	6.1	
OXID SÍROVÝ, STABILIZOVANÝ	1829	8	
OXID SIŘIČITÝ	1079	2	

Pojmenování a popis	Číslo UN/ číslo látky	Třída	Dodatečné požadavky/ poznámky
OXID SODNÝ	1825	8	
OXID UHELNATÝ, STLAČENÝ	1016	2	
OXID UHLIČITÝ	1013	2	
OXID UHLIČITÝ, HLUBOCE ZCHLAZENÝ, KAPALNÝ	2187	2	
Oxid uhličitý, tuhý (suchý led)	1845	9	Není předmětem ADN - při použití jako chladicí médium, viz 5.5.3
OXID VANADIČNÝ, neroztavený	2862	6.1	
Oxid vápenatý	1910	8	Není předmětem ADN
OXID ŽELEZNATÝ, POUŽITÝ nebo OXID ŽELEZNATÝ, HOUBA, POUŽITÝ, z čištění koksárenského plynu	1376	4.2	
OXID-DIKYANID DIRTUŤNATÝ, FLEGMATIZOVANÝ	1642	6.1	
OXYNITROTRIAZOL (ONTA)	0490	1	
PALIVO PRO TRYSKOVÉ MOTORY	1863	3	
PALIVO PRO VZNĚTOVÉ MOTORY nebo OLEJ PLYNOVÝ nebo OLEJ TOPNÝ (LEHKÝ)	1202	3	
PAPÍR, OŠETŘENÝ NENASYCENÝMI OLEJI, neúplně vysušený (včetně uhlového papíru)	1379	4.2	
PARAFORMALDEHYD	2213	4.1	
PARALDEHYD	1264	3	
PENTABORAN	1380	4.2	
2,4-PENTADION (PENTA-2,4-DION)	2310	3	
PENTAERYTHRITTETRANITRÁT (PENTAERYTHRITOLTETRANITRÁT; PENTAERYTHRIT-TETRANITRÁT; PENTAERYTHRITOL-TETRANITRÁT; PETN) SMĚS, ZNECITLIVĚNÁ, TUHÁ, J.N., s více než 10 % hm., ale nejvýše 20 % hm. PETN	3344	4.1	
PENTAERYTHRITTETRANITRÁT (PENTAERYTHRITOLTETRANITRÁT; PETN), s nejméně 7 % hm. vosku	0411	1	
PENTAERYTHRITTETRANITRÁT (PENTAERYTHRITOLTETRANITRÁT; PETN), VLNĚNÝ nejméně 25 % hm. vody, nebo ZNECITLIVĚNÝ nejméně 15 % hm. flegmatizačního prostředku	0150	1	
PENTAFLUORETHAN (PLYN JAKO CHLADICÍ PROSTŘEDEK R 125)	3220	2	
PENTACHLORETHAN	1669	6.1	
PENTACHLORFENOL	3155	6.1	
PENTACHLORFENOLÁT SODNÝ	2567	6.1	
PENTAKARBONYL ŽELEZA	1994	6.1	
PENTAMETHYLHEPTAN	2286	3	
PENTANOLY	1105	3	
PENTANY, kapalné	1265	3	
1-PENTEN (n-AMYLEN)	1108	3	
1-PENTOL	2705	8	
PENTOLIT, suchý nebo vlhčený méně než 15 % hm. vody	0151	1	
PERBORITAN SODNÝ, BEZVODÝ	3247	5.1	
PERBORITAN SODNÝ, MONOHYDRÁT	3377	5.1	
PERFLUORETHYLVINYLETHER	3154	2	
PERFLUORMETHYLVINYLETHER	3153	2	

Pojmenování a popis	Číslo UN/ číslo látky	Třída	Dodatečné požadavky/ poznámky
PERCHLORMETHYLMERKAPTAN	1670	6.1	
PERCHLORYLFLUORID	3083	2	
PEROXID BARYA	1449	5.1	
PEROXID DRASELNÝ	1491	5.1	
PEROXID HOŘEČNATÝ	1476	5.1	
PEROXID LITHNÝ	1472	5.1	
PEROXID SODNÝ	1504	5.1	
PEROXID STRONTNATÝ	1509	5.1	
PEROXID VÁPENATÝ	1457	5.1	
PEROXID VODÍKU A KYSELINA PEROCTOVÁ, SMĚS, s kyselinou (kyselinami), vodou a nejvýše 5 % kyseliny peroctové, STABILIZOVANÁ	3149	5.1	
PEROXID VODÍKU, VODNÝ ROZTOK nejméně 20 %, ale nejvýše 60 % peroxidu vodíku (stabilizovaný podle potřeby)	2014	5.1	
PEROXID VODÍKU, VODNÝ ROZTOK nejméně 8 %, ale méně než 20 % peroxidu vodíku (stabilizovaný podle potřeby)	2984	5.1	
PEROXID VODÍKU, VODNÝ ROZTOK, STABILIZOVANÝ více než 60 %, ale nejvýše 70 % peroxidu vodíku	2015	5.1	
PEROXID VODÍKU, VODNÝ ROZTOK, STABILIZOVANÝ více než 70% peroxidu vodíku	2015	5.1	
PEROXID ZINEČNATÝ	1516	5.1	
PEROXID, ORGANICKÝ, TYP B, KAPALNÝ	3101	5.2	
PEROXID, ORGANICKÝ, TYP B, KAPALNÝ, S ŘÍZENÍM TEPLoty	3111	5.2	
PEROXID, ORGANICKÝ, TYP B, TUHÝ	3102	5.2	
PEROXID, ORGANICKÝ, TYP B, TUHÝ, S ŘÍZENÍM TEPLoty	3112	5.2	
PEROXID, ORGANICKÝ, TYP C, KAPALNÝ	3103	5.2	
PEROXID, ORGANICKÝ, TYP C, KAPALNÝ, S ŘÍZENÍM TEPLoty	3113	5.2	
PEROXID, ORGANICKÝ, TYP C, TUHÝ	3104	5.2	
PEROXID, ORGANICKÝ, TYP C, TUHÝ, S ŘÍZENÍM TEPLoty	3114	5.2	
PEROXID, ORGANICKÝ, TYP D, KAPALNÝ	3105	5.2	
PEROXID, ORGANICKÝ, TYP D, KAPALNÝ, S ŘÍZENÍM TEPLoty	3115	5.2	
PEROXID, ORGANICKÝ, TYP D, TUHÝ	3106	5.2	
PEROXID, ORGANICKÝ, TYP D, TUHÝ, S ŘÍZENÍM TEPLoty	3116	5.2	
PEROXID, ORGANICKÝ, TYP E, KAPALNÝ	3107	5.2	
PEROXID, ORGANICKÝ, TYP E, KAPALNÝ, S ŘÍZENÍM TEPLoty	3117	5.2	
PEROXID, ORGANICKÝ, TYP E, TUHÝ	3108	5.2	
PEROXID, ORGANICKÝ, TYP E, TUHÝ, S ŘÍZENÍM TEPLoty	3118	5.2	
PEROXID, ORGANICKÝ, TYP F, KAPALNÝ	3109	5.2	
PEROXID, ORGANICKÝ, TYP F, KAPALNÝ, S ŘÍZENÍM TEPLoty	3119	5.2	
PEROXID, ORGANICKÝ, TYP F, TUHÝ	3110	5.2	
PEROXID, ORGANICKÝ, TYP F, TUHÝ, S ŘÍZENÍM TEPLoty	3120	5.2	
PEROXIDY, ANORGANICKÉ, J.N.	1483	5.1	
PERSÍRAN AMONNÝ	1444	5.1	
PERSÍRAN DRASELNÝ	1492	5.1	
PERSÍRAN SODNÝ	1505	5.1	
PERSÍRANY, ANORGANICKÉ, J.N.	3215	5.1	
PERSÍRANY, ANORGANICKÉ, VODNÝ ROZTOK, J.N.	3216	5.1	
PESTICID - BIPYRIDYL, KAPALNÝ, TOXICKÝ	3016	6.1	
PESTICID - BIPYRIDYL, KAPALNÝ, TOXICKÝ, HOŘLAVÝ, s bodem vzplanutí 23 °C a vyšším	3015	6.1	

Pojmenování a popis	Číslo UN/ číslo látky	Třída	Dodatečné požadavky/ poznámky
PESTICID - DERIVÁT KUMARINU, KAPALNÝ, HOŘLAVÝ, TOXICKÝ, s bodem vzplanutí nižším než 23 °C	3024	3	
PESTICID - DERIVÁT KUMARINU, KAPALNÝ, TOXICKÝ	3026	6.1	
PESTICID - DERIVÁT KUMARINU, KAPALNÝ, TOXICKÝ, HOŘLAVÝ, s bodem vzplanutí 23 °C a vyšším	3025	6.1	
PESTICID - DERIVÁT KUMARINU, TUHÝ, TOXICKÝ	3027	6.1	
PESTICID - DERIVÁT KYSELINY FENOXYOCTOVÉ, KAPALNÝ, HOŘLAVÝ, TOXICKÝ, s bodem vzplanutí nižším než 23 °C	3346	3	
PESTICID - DERIVÁT KYSELINY FENOXYOCTOVÉ, KAPALNÝ, TOXICKÝ	3348	6.1	
PESTICID - DERIVÁT KYSELINY FENOXYOCTOVÉ, KAPALNÝ, TOXICKÝ, HOŘLAVÝ, s bodem vzplanutí 23 °C a vyšším	3347	6.1	
PESTICID - DERIVÁT KYSELINY FENOXYOCTOVÉ, TUHÝ, TOXICKÝ	3345	6.1	
PESTICID - FOSFID HLINÍKU	3048	6.1	
PESTICID - KARBAMÁT, KAPALNÝ, HOŘLAVÝ, TOXICKÝ, s bodem vzplanutí nižším než 23 °C	2758	3	
PESTICID - KARBAMÁT, KAPALNÝ, TOXICKÝ	2992	6.1	
PESTICID - KARBAMÁT, KAPALNÝ, TOXICKÝ, HOŘLAVÝ, s bodem vzplanutí 23 °C a vyšším	2991	6.1	
PESTICID - KARBAMÁT, TUHÝ, TOXICKÝ	2757	6.1	
PESTICID - ORGANICKÁ SLOUČENINA CÍNU, KAPALNÝ, HOŘLAVÝ, TOXICKÝ, s bodem vzplanutí nižším než 23 °C	2787	3	
PESTICID - ORGANICKÁ SLOUČENINA CÍNU, KAPALNÝ, TOXICKÝ	3020	6.1	
PESTICID - ORGANICKÁ SLOUČENINA CÍNU, KAPALNÝ, TOXICKÝ, HOŘLAVÝ, s bodem vzplanutí 23 °C a vyšším	3019	6.1	
PESTICID - ORGANICKÁ SLOUČENINA CÍNU, TUHÝ, TOXICKÝ	2786	6.1	
PESTICID - ORGANICKÁ SLOUČENINA FOSFORU, KAPALNÝ, HOŘLAVÝ, TOXICKÝ, s bodem vzplanutí nižším než 23 °C	2784	3	
PESTICID - ORGANICKÁ SLOUČENINA FOSFORU, KAPALNÝ, HOŘLAVÝ, TOXICKÝ, s bodem vzplanutí nižším než 23 °C	2784	3	
PESTICID - ORGANICKÁ SLOUČENINA FOSFORU, KAPALNÝ, TOXICKÝ	3018	6.1	
PESTICID - ORGANICKÁ SLOUČENINA FOSFORU, KAPALNÝ, TOXICKÝ, HOŘLAVÝ, s bodem vzplanutí 23 °C a vyšším	3017	6.1	
PESTICID - ORGANICKÁ SLOUČENINA FOSFORU, TUHÝ, TOXICKÝ	2783	6.1	
PESTICID - ORGANICKÁ SLOUČENINA CHLORU, KAPALNÝ, HOŘLAVÝ, TOXICKÝ, s bodem vzplanutí nižším než 23 °C	2762	3	
PESTICID - ORGANICKÁ SLOUČENINA CHLÓRU, KAPALNÝ, TOXICKÝ	2996	6.1	
PESTICID - ORGANICKÁ SLOUČENINA CHLÓRU, KAPALNÝ, TOXICKÝ, HOŘLAVÝ, s bodem vzplanutí 23 °C a vyšším	2995	6.1	
PESTICID - ORGANICKÁ SLOUČENINA CHLORU, TUHÝ, TOXICKÝ	2761	6.1	
PESTICID - PYRETHROID, KAPALNÝ, HOŘLAVÝ, TOXICKÝ, s bodem vzplanutí nižším než 23 °C	3350	3	
PESTICID - PYRETHROID, KAPALNÝ, TOXICKÝ	3352	6.1	
PESTICID - PYRETHROID, KAPALNÝ, TOXICKÝ, HOŘLAVÝ, s bodem vzplanutí 23 °C a vyšším	3351	6.1	
PESTICID - PYRETHROID, TUHÝ, TOXICKÝ	3349	6.1	
PESTICID - SUBSTITUOVANÝ NITROFENOL, KAPALNÝ, HOŘLAVÝ, TOXICKÝ, s bodem vzplanutí nižším než 23 °C	2780	3	
PESTICID - SUBSTITUOVANÝ NITROFENOL, KAPALNÝ, TOXICKÝ	3014	6.1	
PESTICID - SUBSTITUOVANÝ NITROFENOL, KAPALNÝ, TOXICKÝ, HOŘLAVÝ, s bodem vzplanutí 23 °C a vyšším	3013	6.1	
PESTICID - SUBSTITUOVANÝ NITROFENOL, TUHÝ, TOXICKÝ	2779	6.1	
PESTICID - THIOKARBAMÁT, KAPALNÝ, TOXICKÝ	3006	6.1	
PESTICID - THIOKARBAMÁT, KAPALNÝ, TOXICKÝ, HOŘLAVÝ, s bodem vzplanutí 23 °C a vyšším	3005	6.1	



Pojmenování a popis	Číslo UN/ číslo látky	Třída	Dodatečné požadavky/ poznámky
PESTICID - TRIAZIN, KAPALNÝ, TOXICKÝ	2998	6.1	
PESTICID - TRIAZIN, KAPALNÝ, TOXICKÝ, HOŘLAVÝ, s bodem vzplanutí 23 °C a vyšším	2997	6.1	
PESTICID NA BÁZI ARSENU, KAPALNÝ, HOŘLAVÝ, TOXICKÝ, s bodem vzplanutí nižším než 23 °C	2760	3	
PESTICID NA BÁZI ARSENU, KAPALNÝ, TOXICKÝ	2994	6.1	
PESTICID NA BÁZI ARSENU, KAPALNÝ, TOXICKÝ, HOŘLAVÝ, s bodem vzplanutí 23 °C a vyšším	2993	6.1	
PESTICID NA BÁZI ARSENU, TUHÝ, TOXICKÝ	2759	6.1	
PESTICID NA BÁZI BIPYRIDYLU, KAPALNÝ, HOŘLAVÝ, TOXICKÝ, s bodem vzplanutí nižším než 23 °C	2782	3	
PESTICID NA BÁZI BIPYRIDYLU, TUHÝ, TOXICKÝ	2781	6.1	
PESTICID NA BÁZI MĚDI, KAPALNÝ, HOŘLAVÝ, TOXICKÝ, s bodem vzplanutí nižším než 23 °C	2776	3	
PESTICID NA BÁZI MĚDI, KAPALNÝ, TOXICKÝ	3010	6.1	
PESTICID NA BÁZI MĚDI, KAPALNÝ, TOXICKÝ, HOŘLAVÝ, s bodem vzplanutí 23 °C a vyšším	3009	6.1	
PESTICID NA BÁZI MĚDI, TUHÝ, TOXICKÝ	2775	6.1	
PESTICID NA BÁZI RTUTI, KAPALNÝ, HOŘLAVÝ, TOXICKÝ, s bodem vzplanutí nižším než 23 °C	2778	3	
PESTICID NA BÁZI RTUTI, KAPALNÝ, TOXICKÝ	3012	6.1	
PESTICID NA BÁZI RTUTI, KAPALNÝ, TOXICKÝ, HOŘLAVÝ, s bodem vzplanutí 23 °C a vyšším	3011	6.1	
PESTICID NA BÁZI RTUTI, TUHÝ, TOXICKÝ	2777	6.1	
PESTICID NA BÁZI THIOKARBAMÁTU, KAPALNÝ, HOŘLAVÝ, TOXICKÝ, s bodem vzplanutí nižším než 23 °C	2772	3	
PESTICID NA BÁZI THIOKARBAMÁTU, TUHÝ, TOXICKÝ	2771	6.1	
PESTICID NA BÁZI TRIAZINU, KAPALNÝ, HOŘLAVÝ, TOXICKÝ, s bodem vzplanutí nižším než 23 °C	2764	3	
PESTICID NA BÁZI TRIAZINU, TUHÝ, TOXICKÝ	2763	6.1	
PESTICID, KAPALNÝ, HOŘLAVÝ, TOXICKÝ, J.N., s bodem vzplanutí nižším než 23 °C	3021	3	
PESTICID, KAPALNÝ, TOXICKÝ, HOŘLAVÝ, J.N., s bodem vzplanutí 23 °C a vyšším	2903	6.1	
PESTICID, KAPALNÝ, TOXICKÝ, J.N.	2902	6.1	
PESTICID, TUHÝ, TOXICKÝ, J.N.	2588	6.1	
PETROLEJ	1223	3	
PIGMENTY SCHOPNÉ SAMOOHŘEVU, ORGANICKÉ	3313	4.2	
PIKOLINY	2313	3	
PIKRAMAN SODNÝ, VLNČENÝ nejméně 20 % hm. vody	1349	4.1	
PIKRAMAN ZIRKONIA, VLNČENÝ nejméně 20 % hm. vody	1517	4.1	
PIKRAMÁT SODNÝ, suchý nebo vlhčený méně než 20 % hm. vody	0235	1	
PIKRAMÁT ZIRKONICITÝ, suchý nebo vlhčený méně než 20 % hm. vody	0236	1	
PIKRAN STŘÍBRNÝ, VLNČENÝ nejméně 30 % hm. vody	1347	4.1	
PIKRÁT AMONNÝ, suchý nebo vlhčený méně než 10 % hm. vody	0004	1	
PIKRÁT AMONNÝ, VLNČENÝ nejméně 10 % hm. vody	1310	4.1	
PIPERAZIN	2579	8	
PIPERIDIN	2401	8	
PLASTY NA BÁZI NITROCELULÓZY, SCHOPNÉ SAMOOHŘEVU, J.N.	2006	4.2	
PLASTY, SMĚS LISOVACÍ, ve formě těsta, desek nebo tyčí, uvolňující hořlavé páry	3314	9	
PLYN ADSORBOVANÝ, J.N.	3511	2	

Pojmenování a popis	Číslo UN/ číslo látky	Třída	Dodatečné požadavky/ poznámky
PLYN ADSORBOVANÝ, HOŘLAVÝ, J.N.	3510	2	
PLYN ADSORBOVANÝ, PODPORUJÍCÍ HOŘENÍ J.N.	3513	2	
PLYN ADSORBOVANÝ, TOXICKÝ, J.N.	3512	2	
PLYN ADSORBOVANÝ, TOXICKÝ, HOŘLAVÝ, J.N.	3514	2	
PLYN ADSORBOVANÝ, TOXICKÝ, HOŘLAVÝ, ŽÍRAVÝ, J.N.	3517	2	
PLYN ADSORBOVANÝ, TOXICKÝ, PODPORUJÍCÍ HOŘENÍ, J.N.	3515	2	
PLYN ADSORBOVANÝ, TOXICKÝ, PODPORUJÍCÍ HOŘENÍ, ŽÍRAVÝ, J.N.	3518	2	
PLYN ADSORBOVANÝ, TOXICKÝ, ŽÍRAVÝ, J.N.	3516	2	
PLYN HLUBOCE ZCHLAZENÝ, KAPALNÝ, HOŘLAVÝ, J.N.	3312	2	
PLYN HLUBOCE ZCHLAZENÝ, KAPALNÝ, J.N.	3158	2	
PLYN HLUBOCE ZCHLAZENÝ, KAPALNÝ, PODPORUJÍCÍ HOŘENÍ, J.N.	3311	2	
PLYN JAKO CHLADICÍ PROSTŘEDEK R 404A (pentafluorethan, 1,1,1-trifluorethan a 1,1,1,2-tetrafluorethan, zeotropní směs s cca 44 % pentafluorethanu a 52 % 1,1,1-trifluorethanu)	3337	2	
PLYN JAKO CHLADICÍ PROSTŘEDEK R 407A (difluormethan, pentafluorethan a 1,1,1,2-tetrafluorethan, zeotropní směs s cca 20 % difluormethanu a 40 % pentafluorethanu)	3338	2	
PLYN JAKO CHLADICÍ PROSTŘEDEK R 407B (difluormethan, pentafluorethan a 1,1,1,2-tetrafluorethan, zeotropní směs s cca 10 % difluormethanu a 70 % pentafluorethanu)	3339	2	
PLYN JAKO CHLADICÍ PROSTŘEDEK R 407C (difluormethan, pentafluorethan a 1,1,1,2-tetrafluorethan, zeotropní směs s cca 23 % difluormethanu a 25 % pentafluorethanu)	3340	2	
PLYN JAKO CHLADICÍ PROSTŘEDEK, J.N. (směs F1, směs F2 nebo směs F3)	1078	2	
PLYN ROPNÝ, STLAČENÝ	1071	2	
PLYN STLAČENÝ, HOŘLAVÝ, J.N.	1954	2	
PLYN STLAČENÝ, J.N.	1956	2	
PLYN STLAČENÝ, PODPORUJÍCÍ HOŘENÍ, J.N.	3156	2	
PLYN STLAČENÝ, TOXICKÝ, HOŘLAVÝ, J.N.	1953	2	
PLYN STLAČENÝ, TOXICKÝ, HOŘLAVÝ, ŽÍRAVÝ, J.N.	3305	2	
PLYN STLAČENÝ, TOXICKÝ, J.N.	1955	2	
PLYN STLAČENÝ, TOXICKÝ, PODPORUJÍCÍ HOŘENÍ, J.N.	3303	2	
PLYN STLAČENÝ, TOXICKÝ, PODPORUJÍCÍ HOŘENÍ, ŽÍRAVÝ, J.N.	3306	2	
PLYN STLAČENÝ, TOXICKÝ, ŽÍRAVÝ, J.N.	3304	2	
PLYN ZKAPALNĚNÝ, HOŘLAVÝ, J.N.	3161	2	
PLYN ZKAPALNĚNÝ, J.N.	3163	2	
PLYN ZKAPALNĚNÝ, PODPORUJÍCÍ HOŘENÍ, J.N.	3157	2	
PLYN ZKAPALNĚNÝ, TOXICKÝ, HOŘLAVÝ, J.N.	3160	2	
PLYN ZKAPALNĚNÝ, TOXICKÝ, HOŘLAVÝ, ŽÍRAVÝ, J.N.	3309	2	
PLYN ZKAPALNĚNÝ, TOXICKÝ, J.N.	3162	2	
PLYN ZKAPALNĚNÝ, TOXICKÝ, PODPORUJÍCÍ HOŘENÍ, J.N.	3307	2	
PLYN ZKAPALNĚNÝ, TOXICKÝ, PODPORUJÍCÍ HOŘENÍ, ŽÍRAVÝ, J.N.	3310	2	
PLYN ZKAPALNĚNÝ, TOXICKÝ, ŽÍRAVÝ, J.N.	3308	2	
Plynové generátory airbagů viz	0503	1	
	3268	9	
PLYNY ROPNÉ, ZKAPALNĚNÉ	1075	2	
PLYNY ZKAPALNĚNÉ, nehořlavé, překryté dusíkem, oxidem uhličitým nebo vzduchem	1058	2	
p-NITROSODIMETHYLANILÍN	1369	4.2	

Pojmenování a popis	Číslo UN/ číslo látky	Třída	Dodatečné požadavky/ poznámky
PODPALOVAČ, TUHÝ, s hořlavou kapalnou látkou	2623	4.1	
POHONNÁ HMOTA, KAPALNÁ	0495	1	
POHONNÁ HMOTA, KAPALNÁ	0497	1	
POHONNÁ HMOTA, TUHÁ	0498	1	
POHONNÁ HMOTA, TUHÁ	0499	1	
POHONNÁ HMOTA, TUHÁ	0501	1	
POHONNÉ HMOTY, SMĚSI PROTI KLEPÁNÍ MOTORU, HOŘLAVÉ	3483	6.1	
POLYSULFID AMONNÝ, ROZTOK	2818	8	
POLYVANADIČNAN AMONNÝ	2861	6.1	
POPEL ZINKOVÝ	1435	4.3	
PRACH, BEZDÝMNÝ	0160	1	
PRACH, BEZDÝMNÝ	0161	1	
PRACH, BEZDÝMNÝ	0509	1	
PRACH ČERNÝ, LISOVANÝ nebo PRACH ČERNÝ, V PELETÁCH	0028	1	
PRACH ČERNÝ, zrnitý nebo moučkový	0027	1	
PRACHOVINA SUROVÁ, VLHČENÁ nejméně 17 % hm. alkoholu	0433	1	
PRACHOVINA SUROVÁ, VLHČENÁ nejméně 25 % hm. vody	0159	1	
PRÁŠEK KOVOVÝ, HOŘLAVÝ, J.N.	3089	4.1	
PRÁŠEK KOVOVÝ, SCHOPNÝ SAMOOHŘEVU, J.N.	3189	4.2	
Prázdná bateriová vozidla, nevyčištěná			Viz 4.3.2.4 z ADR, 5.1.3 a 5.4.1.1.6
Prázdná vozidla, nevyčištěná			Viz 5.1.3 a 5.4.1.1.6
Prázdné cisterny, nevyčištěné			Viz 4.3.2.4 z ADR, 5.1.3 a 5.4.1.1.6
Prázdné IBC, nevyčištěné			Viz 4.1.1.11 z ADR, 5.1.3 a 5.4.1.1.6
Prázdné MEGC, nevyčištěné			Viz 4.3.2.4 z ADR, 5.1.3 a 5.4.1.1.6
Prázdné nádoby, nevyčištěné			Viz 5.1.3 a 5.4.1.1.6
Prázdné obaly, nevyčištěné			Viz 4.1.1.11 z ADR, 5.1.3 a 5.4.1.1.6
Prázdné velké obaly, nevyčištěné			Viz 4.1.1.11 z ADR, 5.1.3 a 5.4.1.1.6
PRODUKTY VEDLEJŠÍ Z VÝROBY HLINÍKU nebo PRODUKTY VEDLEJŠÍ Z TAVENÍ HLINÍKU	3170	4.3	
PROPADIEN, STABILIZOVANÝ	2200	2	
PROPAN	1978	2	
PROPANTHIOLY (propylmerkaptany)	2402	3	
PROPEN	1077	2	
PROPIONALDEHYD	1275	3	
PROPIONITRIL	2404	3	
PROPIONYLCHLORID	1815	3	
PROPYLAMIN	1277	3	
1,2-PROPYLENDIAMIN	2258	8	

Pojmenování a popis	Číslo UN/ číslo látky	Třída	Dodatečné požadavky/ poznámky
PROPYLENCHLORHYDRIN	2611	6.1	
PROPYLENIMIN, STABILIZOVANÝ	1921	3	
PROPYLENOXID	1280	3	
PROPYLFORMIÁTY	1281	3	
PROPYLTRICHLORSILAN	1816	8	
PROSTŘEDEK DEZINFEKČNÍ, KAPALNÝ, TOXICKÝ, J.N.	3142	6.1	
PROSTŘEDEK DEZINFEKČNÍ, KAPALNÝ, ŽÍRAVÝ, J.N.	1903	8	
PROSTŘEDEK DEZINFEKČNÍ, TUHÝ, TOXICKÝ, J.N.	1601	6.1	
PROSTŘEDKY OCHRANNÉ NA DŘEVO, KAPALNÉ	1306	3	
PROSTŘEDKY SIGNÁLNÍ, DÝMOVÉ	0196	1	
PROSTŘEDKY SIGNÁLNÍ, DÝMOVÉ	0197	1	
PROSTŘEDKY SIGNÁLNÍ, DÝMOVÉ	0313	1	
PROSTŘEDKY SIGNÁLNÍ, DÝMOVÉ	0487	1	
PROSTŘEDKY SIGNÁLNÍ, DÝMOVÉ	0507	1	
PROSTŘEDKY SIGNÁLNÍ, RUČNÍ	0191	1	
PROSTŘEDKY SIGNÁLNÍ, RUČNÍ	0373	1	
PROSTŘEDKY SIGNÁLNÍ, TÍSŇOVÉ, lodní	0194	1	
PROSTŘEDKY SIGNÁLNÍ, TÍSŇOVÉ, lodní	0195	1	
PROSTŘEDKY SIGNÁLNÍ, TÍSŇOVÉ, lodní	0505	1	
PROSTŘEDKY SIGNÁLNÍ, TÍSŇOVÉ, lodní	0506	1	
PROSTŘEDKY ZÁCHRANNÉ, NIKOLI SAMONAFUKOVACÍ, které obsahují nebezpečné látky jako výbavu	3072	9	
PROSTŘEDKY ZÁCHRANNÉ, PYROTECHNICKÉ	0503	1	
PROSTŘEDKY ZÁCHRANNÉ, SAMONAFUKOVACÍ	2990	9	
PRYSKYŘICE POLYESTEROVÉ, VÍCESLOŽKOVÉ	3269	3	
PRYSKYŘICE, ROZTOK, hořlavý	1866	3	
PŘEDMĚTY OBSAHUJÍCÍ HOŘLAVOU KAPALINU, J.N.	3540	3	
PŘEDMĚTY OBSAHUJÍCÍ HOŘLAVOU TUHOU LÁTKU, J.N.	3541	4.1	
PŘEDMĚTY OBSAHUJÍCÍ HOŘLAVÝ PLYN, J.N.	3537	2	
PŘEDMĚTY OBSAHUJÍCÍ JINÉ NEBEZPEČNÉ VĚCI, J.N.	3548	9	
PŘEDMĚTY OBSAHUJÍCÍ LÁTKU PODPORUJÍCÍ HOŘENÍ, J.N.	3544	5.1	
PŘEDMĚTY OBSAHUJÍCÍ LÁTKU, KTERÁ VE STYKU S VODOU VYVÍJÍ HOŘLAVÉ PLYNY, J.N.	3543	4.3	
PŘEDMĚTY OBSAHUJÍCÍ NEHOŘLAVÝ, NETOXICKÝ PLYN, J.N.	3538	2	
PŘEDMĚTY OBSAHUJÍCÍ ORGANICKÝ PEROXID, J.N.	3545	5.2	
PŘEDMĚTY OBSAHUJÍCÍ SAMOZÁPALNOU LÁTKU, J.N.	3542	4.2	
PŘEDMĚTY OBSAHUJÍCÍ TOXICKOU LÁTKU, J.N.	3546	6.1	
PŘEDMĚTY OBSAHUJÍCÍ TOXICKÝ PLYN, J.N.	3539	2	
PŘEDMĚTY OBSAHUJÍCÍ ŽÍRAVOU LÁTKU, J.N.	3547	8	
PŘEDMĚTY POD PNEUMATICKÝM TLAKEM nebo PŘEDMĚTY POD HYDRAULICKÝM TLAKEM (s nehořlavým plynem)	3164	2	
PŘEDMĚTY PYROFORICKÉ	0380	1	
PŘEDMĚTY PYROTECHNICKÉ pro technické účely	0428	1	
PŘEDMĚTY PYROTECHNICKÉ pro technické účely	0429	1	
PŘEDMĚTY PYROTECHNICKÉ pro technické účely	0430	1	
PŘEDMĚTY PYROTECHNICKÉ pro technické účely	0431	1	
PŘEDMĚTY PYROTECHNICKÉ pro technické účely	0432	1	
PŘEDMĚTY VÝBUŠNÉ, J.N.	0349	1	

Pojmenování a popis	Číslo UN/ číslo látky	Třída	Dodatečné požadavky/ poznámky
PŘEDMĚTY VÝBUŠNÉ, J.N.	0350	1	
PŘEDMĚTY VÝBUŠNÉ, J.N.	0351	1	
PŘEDMĚTY VÝBUŠNÉ, J.N.	0352	1	
PŘEDMĚTY VÝBUŠNÉ, J.N.	0353	1	
PŘEDMĚTY VÝBUŠNÉ, J.N.	0354	1	
PŘEDMĚTY VÝBUŠNÉ, J.N.	0355	1	
PŘEDMĚTY VÝBUŠNÉ, J.N.	0356	1	
PŘEDMĚTY VÝBUŠNÉ, J.N.	0462	1	
PŘEDMĚTY VÝBUŠNÉ, J.N.	0463	1	
PŘEDMĚTY VÝBUŠNÉ, J.N.	0464	1	
PŘEDMĚTY VÝBUŠNÉ, J.N.	0465	1	
PŘEDMĚTY VÝBUŠNÉ, J.N.	0466	1	
PŘEDMĚTY VÝBUŠNÉ, J.N.	0467	1	
PŘEDMĚTY VÝBUŠNÉ, J.N.	0468	1	
PŘEDMĚTY VÝBUŠNÉ, J.N.	0469	1	
PŘEDMĚTY VÝBUŠNÉ, J.N.	0470	1	
PŘEDMĚTY VÝBUŠNÉ, J.N.	0471	1	
PŘEDMĚTY VÝBUŠNÉ, J.N.	0472	1	
PŘEDMĚTY VÝBUŠNÉ, VELMI NECITLIVÉ (PŘEDMĚTY EEI)	0486	1	
PŘIBOUDLINA	1201	3	
PŘIBOUDLINA	1201	3	
PŘÍSTROJE HASICÍ se stlačeným nebo zkapalněným plynem	1044	2	
PŘÍSTROJE MALÉ, POHÁNĚNÉ PLYNNÝM UHLOVODÍKEM nebo NÁDOBKY S PLYNNÝM UHLOVODÍKEM, OPAKOVANÉ PLNITELNÉ, PRO MALÉ PŘÍSTROJE, s odběrním ventilem	3150	2	
PUMY MLŽNÉ, DÝMOVNICE, NEVÝBUŠNÉ, obsahující žíravou kapalinou látku, bez zapalovačů	2028	8	
PUMY, S HOŘLAVOU KAPALINOU, s trhací náplní	0399	1	
PUMY, S HOŘLAVOU KAPALINOU, s trhací náplní	0400	1	
PUMY, s trhací náplní	0033	1	
PUMY, s trhací náplní	0034	1	
PUMY, s trhací náplní	0035	1	
PUMY, s trhací náplní	0291	1	
PUMY, ZÁBLESKOVÉ	0037	1	
PUMY, ZÁBLESKOVÉ	0038	1	
PUMY, ZÁBLESKOVÉ	0039	1	
PYRIDIN	1282	3	
PYROSULFURYLCHLORID	1817	8	
PYRROLIDIN	1922	3	
RAKETOVÉ MOTORY	0186	1	
RAKETOVÉ MOTORY	0280	1	
RAKETOVÉ MOTORY	0281	1	
RAKETOVÉ MOTORY S HYPERGOLY, s nebo bez výmetné nálože	0250	1	
RAKETOVÉ MOTORY, S HYPERGOLEM, s nebo bez výmetné náplně	0322	1	
RAKETOVÉ MOTORY, S KAPALNÝM PALIVEM	0395	1	
RAKETOVÉ MOTORY, S KAPALNÝM PALIVEM	0396	1	
RAKETY s výmetnou náplní	0436	1	
RAKETY s výmetnou náplní	0437	1	

Pojmenování a popis	Číslo UN/ číslo látky	Třída	Dodatečné požadavky/ poznámky
RAKETY s výmetnou náplní	0438	1	
RAKETY, s inertní hlavicí	0183	1	
RAKETY, s inertní hlavicí	0502	1	
RAKETY, S KAPALNÝM PALIVEM, s trhací náplní	0397	1	
RAKETY, S KAPALNÝM PALIVEM, s trhací náplní	0398	1	
RAKETY, s trhací náplní	0180	1	
RAKETY, s trhací náplní	0181	1	
RAKETY, s trhací náplní	0182	1	
RAKETY, s trhací náplní	0295	1	
RAKETY, TAHAČE LAN	0238	1	
RAKETY, TAHAČE LAN	0240	1	
RAKETY, TAHAČE LAN	0453	1	
RESINÁT (abietát) HLINITÝ	2715	4.1	
RESINÁT (abietát) KOBALTNATÝ, SRAŽENÝ	1318	4.1	
RESINÁT (abietát) MANGANATÝ	1330	4.1	
RESINÁT (abietát) VÁPENATÝ	1313	4.1	
RESINÁT (abietát) VÁPENATÝ, ROZTAVENÝ a ztuhlý	1314	4.1	
RESINÁT (abietát) ZINEČNATÝ	2714	4.1	
RESORCIN	2876	6.1	
ROPA SUROVÁ	1267	3	
ROPA SUROVÁ (tenze par při 50 °C nepřesahuje 110 kPa)	1267	3	
ROPA SUROVÁ (tenze par při 50 °C je vyšší než 110 kPa)	1267	3	
ROPA SUROVÁ, KYSELÁ, HOŘLAVÁ, TOXICKÁ	3494	3	
ROZBUŠKOVÉ SESTAVY, NEELEKTRICKÉ, pro trhací práce	0360	1	
ROZBUŠKOVÉ SESTAVY, NEELEKTRICKÉ, pro trhací práce	0361	1	
ROZBUŠKOVÉ SESTAVY, NEELEKTRICKÉ, pro trhací práce	0500	1	
ROZBUŠKY PRO MUNICI	0073	1	
ROZBUŠKY PRO MUNICI	0364	1	
ROZBUŠKY PRO MUNICI	0365	1	
ROZBUŠKY PRO MUNICI	0366	1	
ROZBUŠKY, ELEKTRICKÉ, pro trhací práce	0030	1	
ROZBUŠKY, ELEKTRICKÉ, pro trhací práce	0255	1	
ROZBUŠKY, ELEKTRICKÉ, pro trhací práce	0456	1	
ROZBUŠKY, NEELEKTRICKÉ, pro trhací práce	0029	1	
ROZBUŠKY, NEELEKTRICKÉ, pro trhací práce	0267	1	
ROZBUŠKY, NEELEKTRICKÉ, pro trhací práce	0455	1	
ROZRUŠOVACÍ ZAŘÍZENÍ, VÝBUŠNÁ, pro ropné vrty, bez rozbušky	0099	1	
RTUŤ	2809	8	
RTUŤ OBSAŽENÁ VE VÝROBCÍCH	3506	8	
RUBIDIUM	1423	4.3	
ŘEZAČKY KABELŮ, VÝBUŠNÉ	0070	1	
SALICYLÁT NIKOTINU	1657	6.1	
SALICYLÁT RTUŤNATÝ	1644	6.1	
SELENANY nebo SELENIČITANY	2630	6.1	
SELENOVODÍK, ADSORBOVANÝ	3526	2	
SELENOVODÍK, BEZVODÝ	2202	2	

Pojmenování a popis	Číslo UN/ číslo látky	Třída	Dodatečné požadavky/ poznámky
Seno nebo sláma nebo plevy	1327	4.1	Není předmětem ADN
SILAN	2203	2	
SILICID HLINÍKU PRÁŠKOVÝ, NEPOTAŽENÝ	1398	4.3	
SILICID HOŘČÍKU	2624	4.3	
SILICID LITHIA	1417	4.3	
SILICID VÁPŇÍKU	1405	4.3	
SÍRA	1350	4.1	
SÍRA, ROZTAVENÁ	2448	4.1	
SÍRAN NIKOTINU, ROZTOK	1658	6.1	
SÍRAN NIKOTINU, TUHÝ	3445	6.1	
SÍRAN OLOVNATÝ, obsahující více než 3 % volné kyseliny	1794	8	
SÍRAN RTUŤNATÝ	1645	6.1	
SÍRAN VANADYLU	2931	6.1	
SIROUHLÍK	1131	3	
SIROVODÍK	1053	2	
SLITINA ALKALICKÝCH KOVŮ, KAPALNÁ, J.N.	1421	4.3	
SLITINA KOVŮ ALKALICKÝCH ZEMIN, J.N.	1393	4.3	
SLITINA KŘEMÍK / ŽELEZO / LITHIUM	2830	4.3	
SLITINA PRÁŠKOVÁ KŘEMÍK / ŽELEZO / HLINÍK	1395	4.3	
SLITINA VÁPŇÍK / MANGAN / KŘEMÍK	2844	4.3	
SLITINY BARYA, PYROFORNÍ	1854	4.2	
SLITINY DRASLÍKU A SODÍKU, KAPALNÉ	1422	4.3	
SLITINY DRASLÍKU A SODÍKU, TUHÉ	3404	4.3	
SLITINY DRASLÍKU, KOVOVÉ, KAPALNÉ	1420	4.3	
SLITINY DRASLÍKU, KOVOVÉ, TUHÉ	3403	4.3	
SLOUČENINA ANTIMONU, ANORGANICKÁ, KAPALNÁ, J.N.	3141	6.1	
SLOUČENINA ANTIMONU, ANORGANICKÁ, TUHÁ, J.N.	1549	6.1	
SLOUČENINA ARSENU, KAPALNÁ, J.N., anorganická, zahrnující arseničnany, j.n., arsenitany, j.n. a sulfidy arsenu, j.n.	1556	6.1	
SLOUČENINA ARSENU, ORGANICKÁ, KAPALNÁ, J.N.	3280	6.1	
SLOUČENINA ARSENU, ORGANICKÁ, TUHÁ, J.N.	3465	6.1	
SLOUČENINA ARSENU, TUHÁ, J.N., anorganická, zahrnující arseničnany, j.n., arsenitany, j.n. a sulfidy arsenu, j.n.	1557	6.1	
SLOUČENINA BARYA, J.N.	1564	6.1	
SLOUČENINA BERYLLIA, J.N.	1566	6.1	
SLOUČENINA CÍNU, ORGANICKÁ, KAPALNÁ, J.N.	2788	6.1	
SLOUČENINA CÍNU, ORGANICKÁ, TUHÁ, J.N.	3146	6.1	
SLOUČENINA FENYLRTUŤNATÁ, J.N.	2026	6.1	
SLOUČENINA FOSFORU, ORGANICKÁ, TOXICKÁ, HOŘLAVÁ, J.N.	3279	6.1	
SLOUČENINA FOSFORU, ORGANICKÁ, KAPALNÁ, TOXICKÁ, J.N.	3278	6.1	
SLOUČENINA FOSFORU, ORGANICKÁ, TUHÁ, TOXICKÁ, J.N.	3464	6.1	
SLOUČENINA KADMIA	2570	6.1	
SLOUČENINA MOČOVINY, S PEROXIDEM VODÍKU	1511	5.1	
SLOUČENINA NIKOTINU, KAPALNÁ, J.N. nebo PŘÍPRAVKY NIKOTINOVÉ, KAPALNÉ, J.N.	3144	6.1	
SLOUČENINA NIKOTINU, TUHÁ, J.N. nebo PŘÍPRAVKY NIKOTINOVÉ, TUHÉ, J.N.	1655	6.1	

Pojmenování a popis	Číslo UN/ číslo látky	Třída	Dodatečné požadavky/ poznámky
SLOUČENINA OLOVA, ROZPUSTNÁ, J.N.	2291	6.1	
SLOUČENINA ORGANOKOVOVÁ, KAPALNÁ, PYROFORNÍ, J.N.	3392	4.2	
SLOUČENINA ORGANOKOVOVÁ, KAPALNÁ, PYROFORNÍ, REAGUJÍCÍ S VODOU, J.N.	3394	4.2	
SLOUČENINA ORGANOKOVOVÁ, KAPALNÁ, REAGUJÍCÍ S VODOU, HOŘLAVÁ, J.N.	3399	4.3	
SLOUČENINA ORGANOKOVOVÁ, KAPALNÁ, REAGUJÍCÍ S VODOU, J.N.	3398	4.3	
SLOUČENINA ORGANOKOVOVÁ, KAPALNÁ, TOXICKÁ, J.N.	3282	6.1	
SLOUČENINA ORGANOKOVOVÁ, TUHÁ, TOXICKÁ, J.N.	3467	6.1	
SLOUČENINA ORGANOKOVOVÁ, TUHÁ, PYROFORNÍ, J.N.	3391	4.2	
SLOUČENINA ORGANOKOVOVÁ, TUHÁ, PYROFORNÍ, REAGUJÍCÍ S VODOU, J.N.	3393	4.2	
SLOUČENINA ORGANOKOVOVÁ, TUHÁ, REAGUJÍCÍ S VODOU, HOŘLAVÁ, J.N.	3396	4.3	
SLOUČENINA ORGANOKOVOVÁ, TUHÁ, REAGUJÍCÍ S VODOU, J.N.	3395	4.3	
SLOUČENINA ORGANOKOVOVÁ, TUHÁ, REAGUJÍCÍ S VODOU, SCHOPNÁ SAMOOHŘEVU, J.N.	3397	4.3	
SLOUČENINA ORGANOKOVOVÁ, TUHÁ, SCHOPNÁ SAMOOHŘEVU, J.N.	3400	4.2	
SLOUČENINA RTUTI, KAPALNÁ, J.N.	2024	6.1	
SLOUČENINA RTUTI, TUHÁ, J.N.	2025	6.1	
SLOUČENINA SELENU, KAPALNÁ, J.N.	3440	6.1	
SLOUČENINA SELENU, TUHÁ, J.N.	3283	6.1	
SLOUČENINA TELLURU, J.N.	3284	6.1	
SLOUČENINA VANADU, J.N.	3285	6.1	
SLOUČENINY THALLIA, J.N.	1707	6.1	
SLOŽ PYROTECHNICKÁ, ZÁBLESKOVÁ	0094	1	
SLOŽ PYROTECHNICKÁ, ZÁBLESKOVÁ	0305	1	
SLOŽE HNACÍ	0491	1	
SMĚS ETHANOLU A BENZINU nebo SMĚS ETHANOLU A PALIVA PRO ZÁŽEHOVÉ MOTORY, s více než 10 % ethanolu	3475	3	
SMĚS NITRAČNÍ, obsahující nejvýše 50 % kyseliny dusičné	1796	8	
SMĚS NITRAČNÍ, obsahující více než 50 % kyseliny dusičné	1796	8	
SMĚS NITRAČNÍ, ODPADNÍ, obsahující nejvýše 50 % kyseliny dusičné	1826	8	
SMĚS NITRAČNÍ, ODPADNÍ, obsahující více než 50 % kyseliny dusičné	1826	8	
SODÍK	1428	4.3	
SOLI ORGANICKÝCH SLOUČENIN, KOVOVÉ, HOŘLAVÉ, J.N.	3181	4.1	
SOUČÁSTI ROZNĚTNÝCH ŘETĚZCŮ, J.N.	0382	1	
SOUČÁSTI ROZNĚTNÝCH ŘETĚZCŮ, J.N.	0383	1	
SOUČÁSTI ROZNĚTNÝCH ŘETĚZCŮ, J.N.	0384	1	
SOUČÁSTI ROZNĚTNÝCH ŘETĚZCŮ, J.N.	0461	1	
SOUPRAVA TESTOVACÍ, CHEMICKÁ nebo SOUPRAVA PRVNÍ POMOCI	3316	9	
STOPINA	0101	1	
STOPOVKY PRO MUNICI	0212	1	
STOPOVKY PRO MUNICI	0306	1	
STROJE CHLADICÍ, obsahující nehořlavé, netoxické plyny nebo roztoky amoniaku (UN 2672)	2857	2	
STRYCHNIN nebo SOLI STRYCHNINU	1692	6.1	
STŘELY, inertní, se stopovkou	0345	1	
STŘELY, inertní, se stopovkou	0424	1	
STŘELY, inertní, se stopovkou	0425	1	



Pojmenování a popis	Číslo UN/ číslo látky	Třída	Dodatečné požadavky/ poznámky
STŘELY, s trhací náplní	0167	1	
STŘELY, s trhací náplní	0168	1	
STŘELY, s trhací náplní	0169	1	
STŘELY, s trhací náplní	0324	1	
STŘELY, s trhací náplní	0344	1	
STŘELY, s trhovou náložkou nebo výmetnou náplní	0346	1	
STŘELY, s trhovou náložkou nebo výmetnou náplní	0347	1	
STŘELY, s trhovou náložkou nebo výmetnou náplní	0426	1	
STŘELY, s trhovou náložkou nebo výmetnou náplní	0427	1	
STŘELY, s trhovou náložkou nebo výmetnou náplní	0434	1	
STŘELY, s trhovou náložkou nebo výmetnou náplní	0435	1	
STYREN, MONOMERNÍ, STABILIZOVANÝ	2055	3	
SULFID AMONNÝ, ROZTOK	2683	8	
SULFID DIPIKRYLU (SIRNÍK DIPIKRYLU), suchý nebo vlhčený méně než 10 % hm. vody	0401	1	
SULFID DRASELNÝ, BEZVODÝ nebo SULFID DRASELNÝ, s méně než 30 % krystalové vody	1382	4.2	
SULFID DRASELNÝ, HYDRATOVANÝ, obsahující nejméně 30 % krystalové vody	1847	8	
SULFID FOSFOREČNÝ, neobsahující žlutý ani bílý fosfor	1340	4.3	
SULFID KARBONYLU (KARBONYLSULFID)	2204	2	
SULFID SELENIČITÝ	2657	6.1	
SULFID SODNÝ, BEZVODÝ nebo SULFID SODNÝ, s méně než 30 % krystalové vody	1385	4.2	
SULFID SODNÝ, HYDRATOVANÝ, obsahující nejméně 30 % vody	1849	8	
SULFID TITANIČITÝ	3174	4.2	
SUPEROXID DRASELNÝ	2466	5.1	
SUPEROXID SODNÝ	2547	5.1	
SVĚTLICE, LETECKÉ	0093	1	
SVĚTLICE, LETECKÉ	0403	1	
SVĚTLICE, LETECKÉ	0404	1	
SVĚTLICE, LETECKÉ	0420	1	
SVĚTLICE, LETECKÉ	0421	1	
SVĚTLICE, POZEMNÍ	0092	1	
SVĚTLICE, POZEMNÍ	0418	1	
SVĚTLICE, POZEMNÍ	0419	1	
SVÍCE SLZOTVORNÉ	1700	6.1	
SVÍTIPLYN, STLAČENÝ	1023	2	
terc-BUTYLCYKLOHEXYLCHLOR-FORMIÁT	2747	6.1	
terc-BUTYLHYPOCHLORID	3255	4.2	Přeprava zakázána
terc-BUTYLISOKYANÁT	2484	6.1	
terc-BUTYLMETHYLETHER	2398	3	
TERPENTÝN	1299	3	
TERPINOLEN	2541	3	
TETRABROMETHAN	2504	6.1	
TETRABROMMETHAN	2516	6.1	
TETRAETHYLENPENTAMIN	2320	8	
TETRAETHYLPENTAOXODITHIODIFOSFÁT	1704	6.1	

Pojmenování a popis	Číslo UN/ číslo látky	Třída	Dodatečné požadavky/ poznámky
TETRAETHYLSILIKÁT	1292	3	
1,1,1,2-TETRAFLUORETHAN (PLYN JAKO CHLADICÍ PROSTŘEDEK R 134a)	3159	2	
TETRAFLUORETHYLEN, STABILIZOVANÝ	1081	2	
TETRAFLUORMETHAN (PLYN JAKO CHLADICÍ PROSTŘEDEK R 14)	1982	2	
TETRAFOSFORHEPTASULFID, neobsahující žlutý ani bílý fosfor	1339	4.1	
TETRAFOSFORTRISULFID (FOSFORSESKVISULFID), neobsahující žlutý ani bílý fosfor	1341	4.1	
TETRAHYDRIDOBORITAN DRASELNÝ	1870	4.3	
TETRAHYDRIDOBORITAN HLINITÝ	2870	4.2	
TETRAHYDRIDOBORITAN HLINITÝ V PŘÍSTROJÍCH	2870	4.2	
TETRAHYDRIDOBORITAN LITHNÝ	1413	4.3	
TETRAHYDRIDOBORITAN SODNÝ	1426	4.3	
TETRAHYDRIDOBORITAN SODNÝ A HYDROXID SODNÝ, ROZTOK, obsahující nejvýše 12 % hm. tetrahydridoboritanu sodného a nejvýše 40 % hm. hydroxidu sodného	3320	8	
TETRAHYDRIDOHINITAN LITHNÝ	1410	4.3	
TETRAHYDRIDOHINITAN LITHNÝ, V ETHERU	1411	4.3	
TETRAHYDRIDOHINITAN SODNÝ	2835	4.3	
1,2,3,6-TETRAHYDROBENZALDEHYD	2498	3	
TETRAHYDROFTALANHYDRIDY, obsahující více než 0,05 % maleinanhydridu	2698	8	
TETRAHYDROFURAN	2056	3	
TETRAHYDROFURFURYLAMIN	2943	3	
1,2,3,6-TETRAHYDROPYRIDIN	2410	3	
TETRAHYDROTHIOFEN	2412	3	
1,1,2,2-TETRACHLORETHAN	1702	6.1	
TETRACHLORETHYLEN	1897	6.1	
TETRACHLORMETHAN	1846	6.1	
TETRACHLORSILAN (chlorid křemičitý)	1818	8	
TETRAKARBONYL NIKLU	1259	6.1	
TETRAMER PROPYLENU	2850	3	
TETRAMETHYLAMONIUMHYDROXID, ROZTOK	1835	8	
TETRAMETHYLAMONIUM-HYDROXID, TUHÝ	3423	8	
TETRAMETHYLSILAN	2749	3	
TETRANITROANILIN	0207	1	
TETRANITROMETHAN	1510	6.1	
TETRAPROPYLORTHOTITANÁT	2413	3	
1H-TETRAZOL	0504	1	
4-THIAPENTANAL	2785	6.1	
THIOFEN	2414	3	
THIOFENOL (fenylmerkaptan)	2337	6.1	
THIOFOSGEN	2474	6.1	
THIOGLYKOL	2966	6.1	
THIOKYANÁT RTUŤNATÝ	1646	6.1	
THIOLY (merkaptany), KAPALNÉ, HOŘLAVÉ, J.N. nebo SMĚS THIOLŮ (merkaptanů), KAPALNÁ, HOŘLAVÁ, J.N.	3336	3	
THIOLY (merkaptany), KAPALNÉ, HOŘLAVÉ, TOXICKÉ, J.N. nebo SMĚSI THIOLŮ (směsi merkaptanů), KAPALNÉ, HOŘLAVÉ, TOXICKÉ, J.N.	1228	3	

Pojmenování a popis	Číslo UN/ číslo látky	Třída	Dodatečné požadavky/ poznámky
THIOLY (merkaptany), KAPALNÉ, TOXICKÉ, HOŘLAVÉ, J.N. nebo SMĚSI THIOLŮ (merkaptanů), KAPALNÉ, TOXICKÉ, HOŘLAVÉ, J.N.	3071	6.1	
TINKTURY, LÉKAŘSKÉ	1293	3	
TITAN - HOUBA, ČÁSTICE nebo TITAN - HOUBA, PRÁŠEK	2878	4.1	
TITAN, PRÁŠEK, SUCHÝ	2546	4.2	
TITAN, PRÁŠEK, VLHČENÝ nejméně 25 % vody	1352	4.1	
TOLUEN	1294	3	
TOLUENDIISOKYANÁT (2,4 - TOLUENDIISOKYANÁT)	2078	6.1	
TOLUIDINY, KAPALNÉ	1708	6.1	
TOLUIDINY, TUHÉ	3451	6.1	
2,4-TOLUYLENDIAMIN, ROZTOK	3418	6.1	
2,4-TOLUYLENDIAMIN, TUHÝ	1709	6.1	
TORPÉDA, S KAPALNÝM PALIVEM, s inertní hlavicí	0450	1	
TORPÉDA, S KAPALNÝM PALIVEM, s nebo bez trhací náplně	0449	1	
TORPÉDA, s trhací náplní	0329	1	
TORPÉDA, s trhací náplní	0330	1	
TORPÉDA, s trhací náplní	0451	1	
TOXINY, ZÍSKANÉ Z ŽIVÝCH ORGANISMŮ, KAPALNÉ, J.N.	3172	6.1	
TOXINY, ZÍSKANÉ Z ŽIVÝCH ORGANISMŮ, TUHÉ, J.N.	3462	6.1	
Tremolit viz	2212	9	
TRHAVÉ NÁLOŽKY, výbušné	0043	1	
TRHAVINA, TYP A	0081	1	
TRHAVINA, TYP B	0082	1	
TRHAVINA, TYP B	0331	1	
TRHAVINA, TYP C	0083	1	
TRHAVINA, TYP D	0084	1	
TRHAVINA, TYP E	0241	1	
TRHAVINA, TYP E	0332	1	
TRIALLYLAMIN	2610	3	
TRIALLYLBORÁT	2609	6.1	
TRIBUTYLAMIN	2542	6.1	
TRIBUTYLFOSFAN	3254	4.2	
TRIETHYLAMIN	1296	3	
TRIETHYLBORÁT	1176	3	
TRIETHYLENTETRAMIN	2259	8	
TRIETHYLFOSFIT	2323	3	
TRIFLUORACETYLCHLORID	3057	2	
1,1,1-TRIFLUORETHAN (PLYN JAKO CHLADICÍ PROSTŘEDEK R 143a)	2035	2	
TRIFLUORMETHAN (PLYN JAKO CHLADICÍ PROSTŘEDEK R 23)	1984	2	
TRIFLUORMETHAN, HLUBOCE ZCHLAZENÝ, KAPALNÝ	3136	2	
2-TRIFLUORMETHYLANILÍN	2942	6.1	
3-TRIFLUORMETHYLANILÍN	2948	6.1	
TRICHLORACETYLCHLORID	2442	8	
TRICHLORBENZENY, KAPALNÉ	2321	6.1	
TRICHLORBUTEN	2322	6.1	
1,1,1-TRICHLORETHAN	2831	6.1	
TRICHLORETHYLEN	1710	6.1	

Pojmenování a popis	Číslo UN/ číslo látky	Třída	Dodatečné požadavky/ poznámky
TRICHLORID VANADYLU (OXYCHLORID VANADIČITÝ)	2443	8	
TRICHLORSILAN	1295	4.3	
TRIISOBUTYLEN	2324	3	
TRIISOPROPYLBORÁT	2616	3	
TRIKRESYLFOSFÁT, s více než 3 % ortho-isomerů	2574	6.1	
TRIMETHYLACETYLCHLORID	2438	6.1	
TRIMETHYLAMIN, BEZVODÝ	1083	2	
TRIMETHYLAMIN, VODNÝ ROZTOK, s nejvýše 50 % hm. trimethylaminu	1297	3	
1,3,5-TRIMETHYLBENZEN	2325	3	
TRIMETHYLBORÁT	2416	3	
TRIMETHYLCYKLOHEXYLAMIN	2326	8	
TRIMETHYLFOSFIT	2329	3	
TRIMETHYLHEXAMETHYLEN-DIAMINY	2327	8	
TRIMETHYLHEXAMETHYLEN-DIISOKYANÁT (a isomerní směsi)	2328	6.1	
TRIMETHYLCHLORSILAN	1298	3	
TRINITROANILIN (PIKRAMID)	0153	1	
TRINITROANISOL	0213	1	
TRINITROBENZEN, suchý nebo vlhčený méně než 30 % hm. vody	0214	1	
TRINITROBENZEN, VLNČENÝ nejméně 30 % hm. vody	1354	4.1	
TRINITROBENZEN, vlhčený, nejméně 10 % hm. vody	3367	4.1	
TRINITROFENETOL	0218	1	
TRINITROFENOL (Kyselina pikrová), suchý nebo vlhčený méně než 30 % hm. vody	0154	1	
TRINITROFENOL (Kyselina pikrová), vlnčený (a) nejméně 10 % hm. vody	3364	4.1	
TRINITROFENOL, VLNČENÝ nejméně 30 % hm. vody	1344	4.1	
TRINITROFENYLMETHYLNITRAMIN (TETRYL)	0208	1	
TRINITROFLUORENON	0387	1	
TRINITROCHLORBENZEN (PIKRYLCHLORID)	0155	1	
TRINITROCHLORBENZEN (PIKRYLCHLORID), vlhčený nejméně 10 % hm. vody	3365	4.1	
TRINITRO-m-KRESOL	0216	1	
TRINITRONAFTALEN	0217	1	
TRINITRORESORCIN (Kyselina styfnová), suchý nebo vlhčený méně než 20 % hm. vody nebo směsí alkoholu s vodou	0219	1	
TRINITRORESORCIN (Kyselina styfnová), VLNČENÝ(-Á) nejméně 20 % hm. vody (nebo směsí alkoholu s vodou)	0394	1	
TRINITRORESORCINÁT OLOVNATÝ, VLNČENÝ nejméně 20 % hm. vody nebo směsí alkoholu s vodou	0130	1	
TRINITROTOLUEN (TNT) A TRINITROBENZEN, SMĚS nebo TRINITROTOLUEN (TNT) A HEXANITROSTILBEN, SMĚS	0388	1	
TRINITROTOLUEN (TNT) VE SMĚSI S TRINITROBENZENEM A HEXANITROSTILBENEM	0389	1	
TRINITROTOLUEN (TNT), suchý nebo vlhčený méně než 30 % hm. vody	0209	1	
TRINITROTOLUEN (TNT), vlhčený nejméně 10 % hm. vody	3366	4.1	
TRINITROTOLUEN, VLNČENÝ nejméně 30 % hm. vody	1356	4.1	
TRIPROPYLAMIN	2260	3	
TRIPROPYLEN	2057	3	
TRIPROPYLEN	2057	3	
TRIS-(1-AZIRIDINYL)-FOSFINOXID, ROZTOK	2501	6.1	
TRIS-(1-AZIRIDINYL)-FOSFINOXID, ROZTOK	2501	6.1	

Pojmenování a popis	Číslo UN/ číslo látky	Třída	Dodatečné požadavky/ poznámky
TRITONAL	0390	1	
TŘASKAVKY, ŽELEZNIČNÍ	0192	1	
TŘASKAVKY, ŽELEZNIČNÍ	0193	1	
TŘASKAVKY, ŽELEZNIČNÍ	0492	1	
TŘASKAVKY, ŽELEZNIČNÍ	0493	1	
UHLÍ, AKTIVOVANÉ	1362	4.2	
UHLÍ, živočišného nebo rostlinného původu	1361	4.2	
UHLIČITAN SODNÝ, PEROXYHYDRÁT	3378	5.1	
UHLOVODÍKY, KAPALNÉ, J.N.	3295	3	
UHLOVODÍKY, PLYNNÉ, SMĚS, STLAČENÁ, J.N.	1964	2	
UHLOVODÍKY, PLYNNÉ, SMĚS, ZKAPALNĚNÁ, J.N. (směs A, A01, A02, A0, A1, B1, B2, B nebo C)	1965	2	
UHLOVODÍKY, TERPENICKÉ, J.N.	2319	3	
UNDEKAN	2330	3	
VALERALDEHYD	2058	3	
VALERYLCHLORID	2502	8	
VÁPÍK	1401	4.3	
VÁPÍK, PYROFORNÍ NEBO SLITINY VÁPÍKU, PYROFORNÍ	1855	4.2	
VÁPNO NATRONOVÉ, s více než 4 % hydroxidu sodného	1907	8	
VINAN ANTIMONYLODRASELNÝ	1551	6.1	
VINAN NIKOTINU	1659	6.1	
VINYLACETÁT, STABILIZOVANÝ	1301	3	
VINYLBROMID, STABILIZOVANÝ	1085	2	
VINYLBUTYRÁT, STABILIZOVANÝ	2838	3	
VINYLETHYLETER, STABILIZOVANÝ	1302	3	
VINYLFUORID, STABILIZOVANÝ	1860	2	
VINYLCHLORACETÁT	2589	6.1	
VINYLCHLORID, STABILIZOVANÝ	1086	2	
VINYLIDENCHLORID, STABILIZOVANÝ	1303	3	
VINYLMETHYLETER, STABILIZOVANÝ	1087	2	
VINYLPYRIDINY, STABILIZOVANÉ	3073	6.1	
VINYLTOLUENY, STABILIZOVANÉ	2618	3	
VINYLTRICHLORSILAN	1305	3	
VLÁKNA nebo TKANINY, IMPREGNOVANÉ SLABĚ NITROVANOU CELULÓZOU, J.N.	1353	4.1	
VLÁKNA nebo TKANINY, ŽIVOČIŠNÉHO, ROSTLINNÉHO NEBO SYNTETICKÉHO PŮVODU, J.N. impregnované olejem	1373	4.2	
Vlákna, rostlinného původu, suchá	3360	4.1	Není předmětem ADN
Vlákna, živočišného nebo rostlinného původu, spálená, mokrá nebo vlhká	1372	4.2	Není předmětem ADN
Vlna odpadní, vlhká	1387	4.2	Není předmětem ADN
VODÍK A METHAN, SMĚS, STLAČENÁ	2034	2	
VODÍK V METALHYDRIDOVÉM ZÁSOBNÍKOVÉM SYSTÉMU nebo VODÍK V METALHYDRIDOVÉM ZÁSOBNÍKOVÉM SYSTÉMU OBSAŽENÝ V ZAŘÍZENÍ nebo VODÍK V METALHYDRIDOVÉM ZÁSOBNÍKOVÉM SYSTÉMU BALENÝ SE ZAŘÍZENÍM	3468	2	

Pojmenování a popis	Číslo UN/ číslo látky	Třída	Dodatečné požadavky/ poznámky
VODÍK, HLUBOCE ZCHLAZENÝ, KAPALNÝ	1966	2	
VODÍK, STLAČENÝ	1049	2	
Vozidlo na akumulátorový pohon nebo přístroj na akumulátorový pohon	3171	9	Není předmětem ADN, viz též zvláštní ustanovení 240 v kapitole 3.3
VÝROBKY KOSMETICKÉ s hořlavými rozpouštědly	1266	3	
VÝROBKY ZÁBAVNÉ PYROTECHNIKY	0333	1	
VÝROBKY ZÁBAVNÉ PYROTECHNIKY	0334	1	
VÝROBKY ZÁBAVNÉ PYROTECHNIKY	0335	1	
VÝROBKY ZÁBAVNÉ PYROTECHNIKY	0336	1	
VÝROBKY ZÁBAVNÉ PYROTECHNIKY	0337	1	
VZDUCH, HLUBOCE ZCHLAZENÝ, KAPALNÝ	1003	2	
VZDUCH, STLAČENÝ	1002	2	
VZOREK CHEMICKÝ, TOXICKÝ	3315	6.1	
VZOREK PLYNU, NESTLAČENÝ, HOŘLAVÝ, J.N., který není hluboce zchlazený	3167	2	
VZOREK PLYNU, NESTLAČENÝ, TOXICKÝ, HOŘLAVÝ, J.N., který není hluboce zchlazený	3168	2	
VZOREK PLYNU, NESTLAČENÝ, TOXICKÝ, J.N., který není hluboce zchlazený	3169	2	
VZORKY, VÝBUŠNÉ, kromě třaskavin	0190	1	
XANTHÁTY	3342	4.2	
XENON	2036	2	
XENON, HLUBOCE ZCHLAZENÝ, KAPALNÝ	2591	2	
XYLENOLY, KAPALNÉ	3430	6.1	
XYLENOLY, TUHÉ	2261	6.1	
XYLENY	1307	3	
XYLIDINY, KAPALNÉ	1711	6.1	
XYLIDINY, TUHÉ	3452	6.1	
XYLYLBROMID, KAPALNÝ	1701	6.1	
XYLYLBROMID, TUHÝ	3417	6.1	
ZÁPALKOVÉ ŠROUBY	0319	1	
ZÁPALKOVÉ ŠROUBY	0320	1	
ZÁPALKOVÉ ŠROUBY	0376	1	
ZÁPALKY BEZPEČNOSTNÍ (knížečky, složky nebo krabičky)	1944	4.1	
ZÁPALKY VĚTROVÉ	2254	4.1	
ZÁPALKY VOSKOVÉ	1945	4.1	
ZÁPALKY, "ZÁPALNÉ KDEKOLI"	1331	4.1	
ZÁPALKY, KALÍŠKOVÉ	0044	1	
ZÁPALKY, KALÍŠKOVÉ	0377	1	
ZÁPALKY, KALÍŠKOVÉ	0378	1	
ZÁPALNICE	0066	1	
ZÁPALNICE, BEZPEČNOSTNÍ	0105	1	
ZÁPALNICE, trubičková, s kovovým pláštěm	0103	1	
ZAPALOVAČE s hořlavým plynem nebo NÁDOBKY S NÁPLNÍ DO ZAPALOVAČŮ s hořlavým plynem	1057	2	
ZAPALOVAČE, DETONAČNÍ	0106	1	

Pojmenování a popis	Číslo UN/ číslo látky	Třída	Dodatečné požadavky/ poznámky
ZAPALOVAČE, DETONAČNÍ	0107	1	
ZAPALOVAČE, DETONAČNÍ	0257	1	
ZAPALOVAČE, DETONAČNÍ	0367	1	
ZAPALOVAČE, DETONAČNÍ, s pojistným zařízením	0408	1	
ZAPALOVAČE, DETONAČNÍ, s pojistným zařízením	0409	1	
ZAPALOVAČE, DETONAČNÍ, s pojistným zařízením	0410	1	
ZAPALOVAČE, ZÁŽEHOVÉ	0316	1	
ZAPALOVAČE, ZÁŽEHOVÉ	0317	1	
ZAPALOVAČE, ZÁŽEHOVÉ	0368	1	
ZAPLYNOVANÁ NÁKLADNÍ DOPRAVNÍ JEDNOTKA	3359	9	
ZAŘÍZENÍ UVOLŇOVACÍ, VÝBUŠNÁ	0173	1	
ZAŘÍZENÍ, AKTIVOVATELNÁ VODOU, s trhavou náložkou, výmetnou nebo hnací náplní	0248	1	
ZAŘÍZENÍ, AKTIVOVATELNÁ VODOU, s trhavou náložkou, výmetnou nebo hnací náplní	0249	1	
ZÁSOBNÍKY DO PALIVOVÝCH ČLÁNKŮ nebo ZÁSOBNÍKY DO PALIVOVÝCH ČLÁNKŮ OBSAŽENÉ V ZAŘÍZENÍ nebo ZÁSOBNÍKY DO PALIVOVÝCH ČLÁNKŮ BALENÉ SE ZAŘÍZENÍM, obsahující hořlavé kapaliny	3473	3	
ZÁSOBNÍKY DO PALIVOVÝCH ČLÁNKŮ nebo ZÁSOBNÍKY DO PALIVOVÝCH ČLÁNKŮ OBSAŽENÉ V ZAŘÍZENÍ nebo ZÁSOBNÍKY DO PALIVOVÝCH ČLÁNKŮ BALENÉ SE ZAŘÍZENÍM, obsahující látky reagující s vodou	3476	4.3	
ZÁSOBNÍKY DO PALIVOVÝCH ČLÁNKŮ nebo ZÁSOBNÍKY DO PALIVOVÝCH ČLÁNKŮ OBSAŽENÉ V ZAŘÍZENÍ nebo ZÁSOBNÍKY DO PALIVOVÝCH ČLÁNKŮ BALENÉ SE ZAŘÍZENÍM, obsahující vodík v hydridech kovů	3479	2	
ZÁSOBNÍKY DO PALIVOVÝCH ČLÁNKŮ nebo ZÁSOBNÍKY DO PALIVOVÝCH ČLÁNKŮ OBSAŽENÉ V ZAŘÍZENÍ nebo ZÁSOBNÍKY DO PALIVOVÝCH ČLÁNKŮ BALENÉ SE ZAŘÍZENÍM, obsahující zkapalněný hořlavý plyn	3478	2	
ZÁSOBNÍKY DO PALIVOVÝCH ČLÁNKŮ nebo ZÁSOBNÍKY DO PALIVOVÝCH ČLÁNKŮ OBSAŽENÉ V ZAŘÍZENÍ nebo ZÁSOBNÍKY DO PALIVOVÝCH ČLÁNKŮ BALENÉ SE ZAŘÍZENÍM, obsahující žíravé látky	3477	8	
ZAŽEHOVAČE	0121	1	
ZAŽEHOVAČE	0314	1	
ZAŽEHOVAČE	0315	1	
ZAŽEHOVAČE	0325	1	
ZAŽEHOVAČE	0454	1	
ZAŽEHOVAČE ZÁPALNIC	0131	1	
ZBYTKY PO LISOVÁNÍ OLEJOVÝCH SEMEN, s nejvýše 1,5 % oleje a nejvýše 11 % vlhkosti	2217	4.2	
ZBYTKY PO LISOVÁNÍ OLEJOVÝCH SEMEN, s více než 1,5 % oleje a nejvýše 11 % vlhkosti	1386	4.2	
ZINEK, PRÁŠEK nebo ZINEK, PRACH	1436	4.3	
ZIRKONIUM, ODPAD	1932	4.2	
ZIRKONIUM, PRÁŠEK, SUCHÝ	2008	4.2	
ZIRKONIUM, PRÁŠEK, VLNČENÝ nejméně 25 % vody	1358	4.1	
ZIRKONIUM, SUCHÉ, hotové plechy, pásy nebo stočený drát	2009	4.2	
ZIRKONIUM, SUCHÉ, stočený drát, hotové plechy, pásy (tenčí než 254 mikrometrů, ale ne méně než 18 mikrometrů)	2858	4.1	
ZIRKONIUM, SUSPENDOVANÉ V HOŘLAVÉ KAPALNÉ LÁTCE	1308	3	

### KAPITOLA 3.3

#### ZVLÁŠTNÍ USTANOVENÍ PRO URČITÉ LÁTKY NEBO PŘEDMĚTY

##### 3.3.1

Dále jsou uvedena zvláštní ustanovení odpovídající číslům udaným ve sloupci (6) tabulky A kapitoly 3.2 pro látku nebo předmět, na které se tato zvláštní ustanovení vztahují. Pokud některé zvláštní ustanovení zahrnuje požadavek na značení kusů, musí být dodržena ustanovení uvedená v 5.2.1.2 (a) a (b). Jestliže je předepsaná značka ve formě zvláštního textu uvedeného v uvozovkách, např. jako „LITHIOVÉ BATERIE PRO LIKVIDACI“, musí být velikost značky nejméně 12 mm, není-li stanoveno jinak ve zvláštním ustanovení nebo jinde v ADN.

- 16 Vzorky nových nebo již existujících výbušných látek nebo předmětů, které jsou přepravovány mimo jiné k pokusným, klasifikačním, výzkumným a vývojovým účelům, k účelům kontroly kvality nebo jako obchodní vzorky, smějí být přepravovány podle požadavků příslušného orgánu (viz 2.2.1.1.3). Hmotnost výbušných vzorků, které nejsou navlhčeny nebo znečistivěny, je omezena do 10 kg na malý kus podle požadavků příslušného orgánu. Hmotnost výbušných vzorků, které jsou navlhčeny nebo znečistivěny, je omezena do 25 kg.
- 23 I když tato látka vykazuje nebezpečí hořlavosti, to se projeví jen v podmínkách velmi silného požáru v uzavřeném prostoru.
- 32 Tato látka nepodléhá předpisům ADN, pokud je v jakékoli jiné formě.
- 37 Tato látka nepodléhá předpisům ADN, jestliže je pokryta (potažena).
- 38 Tato látka nepodléhá předpisům ADN, jestliže obsahuje nejvýše 0,1 % karbidu vápenatého.
- 39 Tato látka nepodléhá předpisům ADN, jestliže obsahuje méně než 30 %, nebo nejméně 90 % křemíku.
- 43 Pokud jsou tyto látky podány k přepravě jako pesticidy, musí být přepravovány pod příslušnou položkou pro pesticid a podle platných ustanovení pro pesticidy (viz 2.2.61.1.10 až 2.2.61.1.11.2).
- 45 Sulfidy a oxidy antimonu s obsahem nejvýše 0,5 % arzenu, vztaženo na celkovou hmotnost, nepodléhají předpisům ADN.
- 47 Ferrikyanidy a ferrokyanidy nepodléhají předpisům ADN.
- 48 Obsahuje-li tato látka více než 20 % kyanovodíku, není přípustná k přepravě.
- 59 Tyto látky nepodléhají předpisům ADN, jestliže obsahují nejvýše 50 % hořčíku.
- 60 Činí-li koncentrace více než 72 %, není tato látka přípustná k přepravě.
- 61 Technický název, kterým musí být doplněno oficiální pojmenování pro přepravu, musí být obvyklý název dovolený ISO (viz též normu ISO 1750: 1981 "*Pesticidy a jiné zemědělské chemikálie – obvyklé názvy*" v platném znění), jiné názvy uvedené v publikaci Světové zdravotnické organizace (WHO) "*Recommended Classification of Pesticides by Hazard and Guidelines to Classification*" anebo pojmenování aktivní látky (viz také 3.1.2.8.1 a 3.1.2.8.1.1).
- 62 Tato látka nepodléhá předpisům ADN, jestliže obsahuje nejvýše 4 % hydroxidu sodného.
- 65 Vodné roztoky peroxidu vodíku s méně než 8 % peroxidu vodíku nepodléhají předpisům ADN.
- 66 Rumělka nepodléhá ustanovením ADN.
- 103 Dusitany amonné a směsi anorganického dusitanu se solí amonnou nejsou přípustné k přepravě.
- 105 Nitrocelulóza odpovídající popisu UN čísel 2556 nebo 2557 může být přiřazena ke třídě 4.1.



- 113 Chemicky nestálé směsi nejsou připuštěny k přepravě.
- 119 Chladicí stroje zahrnují stroje nebo jiná zařízení, které byly zkonstruovány ke specifickému účelu udržovat potraviny nebo jiné výrobky ve vnitřním prostoru na nízké teplotě, jakož i klimatizační jednotky. Chladicí stroje a součásti chladicích strojů nepodléhají předpisům ADN, pokud obsahují méně než 12 kg plynu třídy 2, skupiny A nebo O podle 2.2.2.1.3, nebo pokud obsahují méně než 12 litrů roztoku amoniaku (UN číslo 2672).
- 122 Vedlejší nebezpečí a popřípadě řízená teplota a kritická teplota, jakož i UN čísla (druhově položky) pro každý z již zařazených přípravků organických peroxidů jsou uvedeny v pododdílu 2.2.52.4, 4.1.4.2 pokynu pro balení IBC520 a 4.2.5.2.6 pokynu pro přemístitelné cisterny T23 ADR.
- 123 (Vyhrazeno)
- 127 Smí být použito jiné inertní látky nebo jiné inertní směsi látek, za předpokladu, že tyto látky mají stejné flegmatizační vlastnosti.
- 131 Flegmatizační látka musí být podstatně méně citlivá než suchý PETN.
- 135 Hydratovaná sodná sůl kyseliny dichlorisokyanurové nesplňuje kritéria pro zařazení do třídy 5.1 a nepodléhá ustanovením ADN, pokud nesplňuje kritéria pro zařazení do jiné třídy.
- 138 p-brombenzylkyanid nepodléhá předpisům ADN.
- 141 Látky, které byly podrobeny dostatečnému tepelnému zpracování tak, že během přepravy nepředstavují žádné nebezpečí, nepodléhají předpisům ADN.
- 142 Moučka sójových bobů, která je extrahovaná rozpouštědlem, obsahující nejvýše 1,5 % oleje a 11 % vlhkosti a neobsahující prakticky žádné hořlavé rozpouštědlo, nepodléhá předpisům ADN.
- 144 Vodný roztok s nejvýše 24 % obj. alkoholu nepodléhá předpisům ADN.
- 145 Alkoholické nápoje obalové skupiny III nepodléhají předpisům ADN, jestliže jsou přepravovány v nádobách o vnitřním objemu nejvýše 250 litrů.
- 152 Zařazení této látky závisí na velikosti částecek a obalu, mezní hodnoty však dosud nebyly zkouškami určeny. Odpovídající zařazení musí být provedeno podle požadavků oddílu 2.2.1.
- 153 Tato položka platí jen, jestliže bylo na základě zkoušek prokázáno, že tyto látky ve styku s vodou nejsou hořlavé, nevykazují tendenci k samovznícení a vyvinutá směs plynů není hořlavá.
- 163 Látka jmenovitě uvedená v tabulce A kapitoly 3.2 nesmí být přepravována pod touto položkou. Látky, které jsou přepravovány pod touto položkou, smějí obsahovat nejvýše 20 % nitrocelulózy, za podmínky, že nitrocelulóza neobsahuje více než 12,6 % dusíku (v suché hmotě).
- 168 Azbest, který je ponořen nebo fixován v přírodním nebo umělém pojivu (jako je cement, plast, asfalt, pryskyřice nebo minerály) tak, aby během přepravy nemohlo dojít k uvolnění nebezpečného množství vdechovatelných azbestových vláken, nepodléhá předpisům ADN. Hotové výrobky, které obsahují azbest a tento požadavek nesplňují, nepodléhají předpisům ADN, jestliže jsou zabaleny tak, že během přepravy nemůže dojít k uvolnění nebezpečného množství vdechovatelných azbestových vláken.
- 169 Anhydrid kyseliny ftalové v tuhém stavu a tetrahydroftalanhydridy s nejvýše 0,05 % maleinanhydridu nepodléhají předpisům ADN. Anhydrid kyseliny ftalové, roztavený při teplotě vyšší, než je jeho bod vzplanutí, s nejvýše 0,05 % maleinanhydridu, musí být přiřazen k UN číslu 3256.
- 172 Má-li radioaktivní látka vedlejší nebezpečí:
- (a) látka musí být přiřazena k obalové skupině I, II nebo III, pokud je to nutné, za použití kritérií pro obalové skupiny obsažených v části 2 podle povahy převažujícího vedlejšího nebezpečí;

- (b) kusy musí být označeny bezpečnostními značkami odpovídajícími každému vedlejšímu nebezpečí přestavovanému touto látkou; odpovídající velké bezpečnostní značky se umísť na nákladní dopravní (přepravní) jednotky podle příslušných ustanovení oddílu 5.3.1;
- (c) pro účely dokumentace a označování kusů musí být oficiální pojmenování pro přepravu doplněno pojmenováním složek, které převažujícím způsobem přispívají k tomuto (těmto) vedlejšímu (vedleším) nebezpečí(m) a které musí být uvedeny v závorkách;
- (d) v přepravním dokladu pro nebezpečné věci musí být uvedeno(a) číslo(a) vzoru(ů) bezpečnostních značek odpovídající každému vedlejšímu nebezpečí, v závorkách za číslem třídy „7“ a tam, kde je přiřazena, také obalová skupina, jak je vyžadováno podle 5.4.1.1.1 (d).

K balení viz také 4.1.9.1.5 ADR.

- 177 Síran barya nepodléhá předpisům ADN.
- 178 Toto pojmenování smí být použito jen tehdy, není-li v tabulce A kapitoly 3.2 obsaženo jiné vhodné pojmenování a jen se souhlasem příslušného orgánu země původu (viz 2.2.1.1.3).
- 181 Kusy s touto látkou musí být opatřeny bezpečnostní značkou podle vzoru č.1 (viz 5.2.2.2.2), ledaže by příslušný orgán země původu souhlasil s odchylkou pro specifický obal, neboť usoudil na základě výsledků zkoušek, že látka v takovém obalu nemá výbušnou povahu (viz 5.2.2.1.9).
- 182 Skupina alkalických kovů zahrnuje prvky lithium, sodík, draslík, rubidium a cesium.
- 183 Skupina kovů alkalických zemin zahrnuje prvky hořčík, vápník, stroncium a baryum.
- 186 (Vypuštěno)
- 188 Články a baterie podávané k přepravě nepodléhají jiným ustanovením ADN, jestliže jsou splněny následující požadavky:
  - (a) pro články s kovem lithia nebo slitinou lithia je obsah lithia nejvýše 1 g a pro články s ionty lithia je watthodinová zatížitelnost nejvýše 20 Wh;

**Poznámka:** Pokud jsou lithiové baterie odpovídající 2.2.9.1.7 (f) přepravovány v souladu s tímto zvláštním ustanovením, nesmí celkový obsah lithia ve všech kovových lithiových člancích obsažených v baterii překročit 1,5 g a celková kapacita všech článků lithiových iontů v baterii nesmí překročit 10 Wh (viz zvláštní ustanovení 387).
  - (b) pro baterii s kovem lithia nebo slitinou lithia je celkový obsah lithia nejvýše 2 g a pro baterii s ionty lithia je watthodinová zatížitelnost nejvýše 100 Wh. Baterie s ionty lithia podléhající tomuto ustanovení musí mít na vnější skříni vyznačenu watthodinovou zatížitelnost, kromě těch, které byly vyrobeny před 1. lednem 2009;

**Poznámka:** Pokud jsou lithiové baterie odpovídající 2.2.9.1.7 (f) přepravovány v souladu s tímto zvláštním ustanovením, nesmí celkový obsah lithia ve všech kovových lithiových člancích obsažených v baterii překročit 1,5 g a celková kapacita všech článků lithiových iontů v baterii nesmí překročit 10 Wh (viz zvláštní ustanovení 387).
  - (c) každý článek nebo baterie splňuje ustanovení uvedená v 2.9.1.7 (a), (e), (f) jak je to náležité, a (g);
  - (d) články a baterie, s výjimkou těch, které jsou zabudovány v zařízeních, musí být zabaleny ve vnitřních obalech, které zcela uzavírají článek nebo baterii. Články a baterie musí být chráněny tak, aby se zamezilo zkratům. Toto zahrnuje ochranu proti dotyku s elektricky vodivými materiály uvnitř těhož obalu, který by mohl vést ke zkratu. Vnitřní obaly musí být zabaleny do pevných vnějších obalů, které vyhovují ustanovením pododílů 4.1.1.1, 4.1.1.2 a 4.1.1.5 ADR;
  - (e) články a baterie, které jsou zabudovány v zařízeních, musí být chráněny před poškozením a zkratem a zařízení musí být vybaveno účinnými prostředky zabráňujícím jeho náhodnému uvedení do činnosti. Tento požadavek se nevztahuje na zařízení, která jsou záměrně aktivní v dopravě (vysílače vysokofrekvenční identifikace (RFID), hodiny, snímače atd.) a která nejsou schopna generovat nebezpečné vyvíjení tepla. Jsou-li baterie zabudovány v zařízeních, musí být tato zařízení zabalena do pevných vnějších obalů vyrobených z vhodného materiálu přiměřené pevnosti a konstrukce vzhledem

k vnitřnímu objemu obalů a jejich zamýšlenému použití, ledaže je baterii poskytnuta rovnocenná ochrana zařízením, v němž je obsažena;

- (f) Každý kus musí být označen příslušnou značkou pro lithiové baterie, zobrazenou v 5.2.1.9;

Tento požadavek neplatí pro:

- (i) kusy obsahující pouze knoflíkové baterie zabudované v zařízení (včetně obvodových desek); a
- (ii) kusy obsahující nejvýše čtyři články nebo dvě baterie zabudované v zařízení, pokud zásilka neobsahuje více než dva takové kusy.

Jsou-li kusy umístěny v přepravním obalovém souboru, musí být značka pro lithiové baterie buď zřetelně viditelná, nebo musí být umístěna na vnější straně přepravního obalového souboru a přepravní obalový soubor musí být označen slovy "PŘEPRVNÍ OBALOVÝ SOUBOR". Výška písma označení "PŘEPRVNÍ OBALOVÝ SOUBOR" musí být alespoň 12 mm.

**Poznámka:** Kusy obsahující lithiové baterie balené v souladu s ustanoveními části 4 kapitoly 11, pokyny pro balení 965 nebo 968 oddílu IB technických pokynů ICAO, které jsou opatřeny značkou uvedenou v 5.2.1.9 (značka pro lithiové baterie) a bezpečnostní značkou uvedenou v 5.2.2.2.2, vzor č. 9A se považuje za splňující ustanovení tohoto zvláštního ustanovení.

- (g) S výjimkou případů, kdy jsou baterie zabudovány v zařízeních, musí být každý kus schopen odolat zkoušce volným pádem z výšky 1,2 m ve všech orientacích bez poškození článků nebo baterií v něm obsažených, bez posunutí obsahu, které by dovolilo, aby se dostaly do styku baterie s baterií (nebo článek s článkem), a bez uvolnění obsahu; a
- (h) S výjimkou případů, kdy jsou baterie zabudovány v zařízeních nebo s nimi zabaleny, nesmějí kusy překročit 30 kg celkové (brutto) hmotnosti.

Ve výše uvedených požadavcích a v celé ADN se rozumí pod „obsahem lithia“ hmotnost lithia na anodě článku s kovem lithia nebo slitinou lithia. V tomto zvláštním ustanovení se výrazem „zařízení“ rozumí zařízení, pro které lithiové články nebo baterie poskytují elektrickou energii pro jeho provoz.

Existují zvláštní položky pro baterie s kovem lithia a pro baterie s ionty lithia, aby se usnadnila přeprava těchto baterií jednotlivými způsoby přepravy, a aby se umožnila aplikace rozdílných činností při zásazích v nouzových situacích.

Jednočlávková baterie, jak je definována v části III, pododdílu 38.3.2.3 *Příručky zkoušek a kritérií*, se považuje za „článek“ a musí být pro účely tohoto zvláštního ustanovení přepravována podle požadavků na „články“.

- 190 Aerosoly musí být opatřeny ochranou proti neúmyslnému vyprázdnění. Aerosoly o vnitřním objemu nejvýše 50 ml, které obsahují jen netoxické látky, nepodléhají předpisům ADN.
- 191 Malé nádoby (kartuše) na plyn o vnitřním objemu nejvýše 50 ml, které obsahují jen netoxické látky, nepodléhají předpisům ADN.
- 193 Tuto položku lze použít pouze pro směsná hnojiva na bázi dusičnanu amonného. Klasifikují se v souladu s postupem stanoveným v Příručce zkoušek a kritérií, část III, oddíl 39. Hnojiva splňující kritéria pro toto UN číslo podléhají požadavkům ADN pouze v případě, že jsou přepravována ve volně loženém stavu.
- 194 Řízená teplota a kritická teplota, pokud je, jakož i UN číslo (druhá položka) pro každou již zařazenou samovolně se rozkládající látku jsou uvedeny v pododdílu 2.2.41.4.
- 196 Pod touto položkou smějí být přepravovány přípravky, které při laboratorních zkouškách nedetonují v kavitaném stavu ani nedeflagrují, které nevykazují žádný účinek při zahřívání v uzavřeném prostoru a které neprojevují žádnou výbušnou sílu. Přípravky musí být také tepelně stálý (tj. SADT je 60 oC nebo vyšší pro kus o 50 kg). Přípravky, které nesplňují tato kritéria, musí být přepravovány podle ustanovení třídy 5.2 (viz 2.2.52.4).

- 198 Roztoky nitrocelulózy s nejvýše 20 % nitrocelulózy mohou být přepravovány jako barvy, kosmetické výrobky, popřípadě tiskařské barvy (viz UN čísla 1210, 1263, 1266, 3066, 3469 a 3470).
- 199 Sloučeniny olova, které, jsou-li jsou smíchány v poměru 1:1000 s kyselinou solnou 0,07 M a míchají se po dobu jedné hodiny při teplotě  $23 \pm 2$  °C, přičemž vykazují rozpustnost nejvýše 5 %, (viz normu ISO 3711 :1990 „Barviva na bázi chromátu a chromomolybdatu olova – požadavky a zkoušky“) se považují za nerozpustné a nepodléhají předpisům ADN, pokud nesplňují kritéria pro zařazení do jiné třídy.
- 201 Zapalovače a nádoby s náplní do zapalovačů musí splňovat předpisy států, v němž byly naplněny. Musí být opatřeny ochranou proti neúmyslnému vyprázdnění. Kapalná část plynu nesmí překročit 85 % vnitřního objemu nádoby při 15 °C. Nádoby včetně svých uzávěrů musí být schopny odolat vnitřnímu tlaku, který se rovná dvojnásobku tlaku zkpalného ropného plynu při 55 °C. Ventilový mechanismus a zažehovací zařízení musí být bezpečným způsobem uzavřeny, přelepeny páskou nebo jinak upevněny, nebo zkonstruovány tak, aby se zamezilo činnosti nebo uniku obsahu během přepravy. Zapalovače nesmějí obsahovat více než 10 g zkpalného ropného plynu. Nádoby s náplní do zapalovačů nesmějí obsahovat více než 65 g zkpalného ropného plynu.
- POZNÁMKA:** K odpadovým zapalovačům shromažďovaným jednotlivě viz kapitulu 3.3, zvláštní ustanovení 654.
- 203 Tato položka nesmí být použita pro polychlorované bifenylly, kapalné, UN čísla 2315 a polychlorované bifenylly, tuhé, UN čísla 3432.
- 204 (Vypuštěno)
- 205 Tato položka nesmí být použita pro UN 3155 PENTACHLORFENOL.
- 207 Plastové polymery pro odlévání mohou být vyrobeny z polystyrénu, polymethylmethakrylátu nebo jiného polymerického materiálu.
- 208 Obchodně běžná forma hnojiva na bázi dusičnanu vápenatého, sestávající zejména z dvojitých solí (dusičnan vápenatý a dusičnan amonný), obsahující nejvýše 10 % dusičnanu amonného a nejméně 12 % krystalové vody, nepodléhá předpisům ADN.
- 210 Toxiny z rostlin, zvířat nebo bakterií, které obsahují infekční látky, nebo toxiny, které jsou obsaženy v infekčních látkách, musí být přiřazeny ke třídě 6.2.
- 215 Tato položka platí jen pro technicky čistou látku nebo přípravky s touto látkou, které mají SADT vyšší než 75 °C; nepatří proto pro přípravky, které jsou látkami samovolně se rozkládajícími (k samovolně se rozkládajícím látkám viz pododíl 2.2.41.4). Homogenní směsi obsahující nejvýše 35 % hm. azodikarbonamidu a nejméně 65 % inertní látky nepodléhají ustanovením ADN, ledaže jsou splněna kritéria jiných tříd.
- 216 Směsi tuhých látek, které nepodléhají předpisům ADN, s hořlavými kapalinami smějí být přepravovány pod touto položkou bez toho, aby byla předtím použita klasifikační kritéria třídy 4.1, za podmínky, že v době nakládky věcí nebo v době uzavírání obalu, nebo nákladní dopravní (přepravní) jednotky není viditelná žádná volná kapalina. Zatavené balíčky a předměty obsahující méně než 10 ml hořlavé kapaliny obalové skupiny II nebo III, absorbované v tuhém materiálu, nepodléhají ADN, za podmínky, že v balíčku nebo předmětu není žádná volná kapalina.
- 217 Směsi tuhých látek, které nepodléhají předpisům ADN, s toxickými kapalinami smějí být přepravovány pod touto položkou bez toho, aby byla předtím použita klasifikační kritéria třídy 6.1, za podmínky, že v době nakládky věcí nebo v době uzavírání obalu, nebo nákladní dopravní (přepravní) jednotky není viditelná žádná volná kapalina. Tato položka nesmí být použita pro tuhé látky, které obsahují kapalinu obalové skupiny I.
- 218 Směsi tuhých látek, které nepodléhají předpisům ADN, s žíravými kapalinami smějí být přepravovány pod touto položkou, bez toho, aby byla předtím použita klasifikační kritéria třídy 8, za podmínky, že v době nakládky věcí nebo uzavírání obalu, nebo nákladní dopravní (přepravní) jednotky není viditelná žádná volná kapalina.

- 219 Geneticky změněné mikroorganismy (GMMO) a geneticky změněné organismy (GMO) zabalené a označené podle pokynu pro balení P904 pododdílu 4.1.4.1 ADR nepodléhají žádným dalším ustanovením ADN.
- Jestliže GMMO a GMO splňují kritéria pro zařazení do třídy 6.1 nebo 6.2 (viz 2.2.61.1 a 2.2.62.1) vztahují se na ně ustanovení ADN pro přepravu toxických látek nebo infekčních látek.
- 220 Bezprostředně za oficiálním pojmenováním pro přepravu je nutno udat v závorce pouze technický název hořlavé kapaliny, která je součástí tohoto roztoku nebo směsi.
- 221 Látky, které spadají pod tuto položku, nesmějí náležet k obalové skupině I.
- 224 Látka musí zůstat za normálních přepravních podmínek kapalnou, ledaže by mohlo být zkouškami prokázáno, že látka není ve zmrzlém stavu citlivější než v kapalném stavu. Při teplotách vyšších než  $-15^{\circ}\text{C}$  nesmí zmrznout.
- 225 Hasičí přístroje, které spadají pod tuto položku, smějí být vybaveny ke svému uvedení do činnosti náložkami (náložky pro technické účely klasifikačního kódu 1.4C nebo 1.4 S) beze změny zařazení do třídy 2, skupiny A nebo O podle 2.2.2.1.3, za podmínky, že celkové množství deflagrační (hnací) výbušné látky nepřekročí 3,2 g na hasicí přístroj.
- Hasičí přístroje musí být vyrobeny, odzkoušeny, schváleny a označeny podle předpisů platných v zemi výroby.
- POZNÁMKA:** „Předpisy platné v zemi výroby“ znamená předpisy platné v zemi výroby nebo předpisy platné v zemi použití.
- Hasičí přístroje pod touto položkou zahrnují:
- (a) přenosné hasicí přístroje pro ruční manipulaci a použití;
  - (b) hasicí přístroje pro instalaci v letadlech;
  - (c) hasicí přístroje na kolech pro ruční manipulaci;
  - (d) protipožární zařízení nebo přístroje namontované na kolech nebo na kolovém podvozku nebo na dopravním prostředku podobném (malému) přívěsu; a
  - (e) hasicí přístroje sestávající z nepojízdného tlakového sudu a příslušenství a manipulované např. vidlicovým vozíkem nebo jeřábem, jsou-li nakládány nebo vykládány.
- POZNÁMKA:** Tlakové nádoby, které obsahují plyny pro použití ve výše uvedených hasicích přístrojích nebo pro použití ve stacionárních protipožárních zařízeních, musí splňovat požadavky kapitoly 6.2 ADR a všechny požadavky vztahující se na příslušné nebezpečné věci, jsou-li tyto tlakové nádoby přepravovány samostatně.
- 226 Přípravky této látky, které obsahují nejméně 30 % neprchavého, nehořlavého flegmatizačního prostředku, nepodléhají předpisům ADN.
- 227 Při znečištění vodou a anorganickou inertní látkou nesmí obsah dusičnanu močoviny překročit 75 % hm. a směs nesmí být možno přivést k výbuchu zkouškami typu a) série 1 Příručky zkoušek a kritérií, části I.
- 228 Směsi, které neodpovídají kritériím pro hořlavé plyny (viz 2.2.2.1.5), musí být přepravovány pod UN číslem 3163.
- 230 Lithiové články a baterie smějí být přepravovány pod touto položkou, jestliže splňují ustanovení uvedená v 2.2.9.1.7.
- 235 Tato položka platí pro předměty, které obsahují výbušné látky třídy 1 a které mohou obsahovat také nebezpečné věci jiných tříd. Tyto předměty jsou používány ke zvýšení bezpečnosti ve vozidlech, plavidlech nebo letadlech – např. plynové generátory airbagů, moduly airbagů, předpínače bezpečnostních pásů a pyromechanické prostředky.
- 236 Vícesložkové polyesterové pryskyřice sestávají ze dvou složek: základního materiálu (třídy 3 nebo třídy 4.1, obalové skupiny II nebo III) a aktivátoru (organický peroxid). Organický peroxid musí být typu D, E nebo F, nevyžadujícího řízení teploty. Obalová skupina musí být II nebo III podle kritérií buď pro třídu 3, nebo pro třídu 4.1, jak je to patřičné, vztahujících se na základní materiál. Množstevní limit uvedený ve sloupci (7a) tabulky A kapitoly 3.2 platí pro základní materiál.

- 237 Membránové filtry, včetně oddělovacích papírových listů, povlaků nebo zesilujících materiálů atd., tak jak jsou podávány k přepravě, nesmějí být schopné přenést výbuch, jsou-li podrobeny jedné ze zkoušek série 1, typu a) Příručky zkoušek a kritérií, části 1.

Mimo to může příslušný orgán na základě výsledků vhodných zkoušek rychlosti hoření se zohledněním standardních zkoušek dle Příručky zkoušek a kritérií, části III, pododdílu 33.2.1 rozhodnout, že membránové filtry z nitrocelulózy ve formě, ve které jsou podávány k přepravě, nepodléhají platným ustanovením pro hořlavé tuhé látky třídy 4.1.

- 238 (a) Akumulátory se považují za bezpečné proti vytečení, jestliže jsou schopny odolat, bez úniku akumulátorové kapaliny, níže uvedené vibrační a tlakové zkoušky.

**Vibrační zkouška:** akumulátor je pevně přichycen na desce vibračního přístroje, která je vystavena jednoduchému sinusovému pohybu o amplitudě 0,8 mm (1,6 mm celkového výkyvu). Frekvence se bude měnit ve stupních po 1 Hz/min. mezi 10 Hz a 55 Hz. Celé pásmo frekvencí se projde v obou směrech v  $95 \pm 5$  minutách pro každou upevňovací pozici akumulátoru (tj. pro každý směr vibrací). Akumulátor se zkouší ve třech vzájemně kolmých polohách (a zejména v poloze, při které se plnicí a odvzdušňovací otvory, pokud jsou, nacházejí v převrácené poloze) po tutéž dobu.

**Tlaková zkouška:** v návaznosti na vibrační zkoušku se akumulátor vystaví při teplotě  $24^{\circ}\text{C} \pm 4^{\circ}\text{C}$  po dobu 6 hodin rozdílovému tlaku nejméně 88 kPa. Akumulátor se zkouší ve třech navzájem kolmých polohách (a zejména v poloze, při které se plnicí a odvzdušňovací otvory, pokud jsou, nacházejí v převrácené poloze) po dobu nejméně 6 hodin v každé poloze.

- (b) Akumulátory bezpečné proti vytečení nepodléhají předpisům ADN, jestliže při teplotě  $55^{\circ}\text{C}$  elektrolyt nevyteče z rozbité nebo prasklé skříně a není žádná volná kapalina, která by mohla vytéct, a jsou-li póly akumulátorů, které jsou zabaleny pro přepravu, chráněny proti zkratu.

- 239 Akumulátory nebo články akumulátorů nesmějí obsahovat žádné nebezpečné látky kromě sodíku, síry nebo sloučenin sodíku (např. polysulfidů sodíku a tetrachlorhlinitanu sodného). Tyto akumulátory nebo články smějí být podány k přepravě při teplotě, při níž se může sodík v nich obsažený nacházet v kapalném stavu, pouze se schválením příslušného orgánu země původu a za podmínek jím stanovených. Není-li země původu smluvní stranou ADN, musí být schválení a stanovené podmínky uznány příslušným orgánem prvního státu smluvní strany ADN přicházejícího do styku se zásilkou.

Články musí sestávat z hermeticky uzavřených kovových pouzder, které nebezpečné látky úplně obklopují a jsou zkonstruovány a uzavřeny tak, že je zabráněno jakémukoli úniku těchto nebezpečných látek za normálních podmínek přepravy.

Akumulátory musí sestávat z článků, které jsou úplně uzavřeny a upevněny v kovové skříně, která je zkonstruována a uzavřena tak, že je zabráněno jakémukoli úniku těchto nebezpečných látek za normálních podmínek přepravy.

- 240 (Vypuštěno)

- 241 Přípravek musí být vyroben tak, že zůstává homogenní a že v průběhu přepravy nenastane žádné oddělování fází. Předpisům ADN nepodléhají přípravky s nízkým obsahem nitrocelulózy, které nevykazují nebezpečné vlastnosti, jestliže jsou podrobeny zkouškám pro určení jejich detonačních, deflagračních nebo výbušných schopností při zahřátí pod uzavřením podle zkoušek typu a) série 1 nebo typů b) nebo c) série 2 části I Příručky zkoušek a kritérií a nechovají se jako hořlavá tuhá látka, pokud jsou podrobeny zkoušce č. 1 Příručky zkoušek a kritérií, části III, pododdílu 33.2.1.4 (pro tuto zkoušku musí být látka v destičkové formě, pokud je to nutné, rozdrcena a proseta, aby se velikost zrn zredukovala na méně než 1,25 mm).

- 242 Síra nepodléhá předpisům ADN, pokud je zformována do specifického tvaru (např. kuliček, pilulek, granulí, pastilek nebo vloček).

- 243 Benzin a palivo pro použití v zážehových motorech (např. v automobilech, stacionárních motorech a jiných motorech) musí být přiřazen k této položce bez ohledu na změny těkavosti.

- 244 Tato položka zahrnuje např. hliníkové stěry, hliníkové strusky, použité katody, použitou výstelku nádob a strusky hliníkových solí.

- 247 Alkoholické nápoje s více než 24 %, nejvýše však 70 % obj. alkoholu, smějí být přepravovány, pokud jde o přepravu v rámci výrobního procesu, v dřevěných sudech o vnitřním objemu větším než 250 litrů a nejvýše 500 litrů, které splňují všeobecné požadavky oddílu 4.1.1, pokud platí, za těchto podmínek:
- (a) dřevěné sudy musí být před naplněním zkontrolovány na těsnost,
  - (b) pro roztážení kapaliny musí být ponechán dostatečný volný plnicí prostor (nejméně 3 %),
  - (c) dřevěné sudy musí být přepravovány s otvory pro zátky směřujícími nahoru,
  - (d) dřevěné sudy musí být přepravovány v kontejnerech, které splňují požadavky Mezinárodní úmluvy o bezpečných kontejnerech (KBK), v jejím platném znění. Každý dřevěný sud musí být upevněn ve speciálním lůžku a zaklíněn pomocí vhodných prostředků tak, že je vyloučen jakýkoli jeho posun během přepravy.
- 249 Ferocer, stabilizovaný proti korozi, s obsahem železa nejméně 10 % nepodléhá předpisům ADN.
- 250 Tato položka smí být používána jen pro vzorky chemických látek, které jsou odebírány za účelem analýzy v souvislosti s použitím Úmluvy o zákazu vývoje, výroby, skladování a použití chemických zbraní a o jejich ničení. Přeprava látek, které pod tuto položku spadají, musí probíhat podle řetězového postupu pro ochranu a bezpečnost, který stanovila Organizace pro zákaz chemických zbraní.
- Chemický vzorek je možno přepravit až poté, co příslušný orgán nebo generální ředitel Organizace pro zákaz chemických zbraní udělil povolení pro přepravu a pokud vzorek odpovídá následujícím požadavkům:
- (a) musí být zabalen podle pokynu pro balení 623 Technických pokynů ICAO; a
  - (b) při přepravě musí být k přepravnímu dokladu připojen jeden exemplář povolení pro přepravu, ve kterém jsou uvedena množstevní omezení a požadavky na balení.
- 251 Položka SOUPRAVA testovací, chemická nebo SOUPRAVA první pomoci se vztahuje na skříňky, kazety atd., které obsahují malá množství různých nebezpečných věcí například pro lékařské, analytické nebo zkušební nebo opravářské účely. Tyto soupravy mohou obsahovat pouze nebezpečné věci, které je povoleno přepravovat ve:
- (a) Vyňatém množství nepřekračující množství uvedené ve sloupci (7b) Tabulky A kapitoly 3.2, za předpokladu, že čistá množství na vnitřní obal a čistá množství na kus jsou taková, jak je předepsáno v 3.5.1.2 a 3.5.1.3; nebo;
  - (b) Omezeném množství jak je uvedeno ve sloupci (7a) Tabulky A kapitoly 3.2, za předpokladu, že čisté množství na vnitřní obal nepřekročí 250 ml nebo 250 g
- Součásti těchto souprav nesmějí spolu nebezpečně reagovat (viz pojem "nebezpečná reakce" v oddílu 1.2.1). Celkové množství nebezpečných věcí v jedné soupravě nesmí být větší než 1 litr nebo 1 kg.
- Pro účely vyplnění přepravního dokladu jak je uvedeno v 5.4.1.1.1, musí být obalová skupina uvedená v dokladu nejpřísnější obalovou skupinou přiřazenou jakékoliv látce v soupravě. Pokud souprava obsahuje jen nebezpečné věci, jimž není přiřazena žádná obalová skupina, nemusí být v přepravním dokladu pro nebezpečné věci žádná obalová skupina uvedena.
- Soupravy, které jsou přepravovány na palubách plavidel pro účely první pomoci nebo pro provozní účely, nepodléhají předpisům ADN.
- Soupravy testovací, chemické a soupravy první pomoci obsahující nebezpečné věci ve vnitřních obalech, které nepřekračují limity hmotnosti pro omezená množství platné pro jednotlivé látky, jak je uvedeno ve sloupci (7a) tabulky A kapitoly 3.2, smějí být přepravovány podle kapitoly 3.4.
- 252 Vodné roztoky dusičnanu amonného s nejvýše 0,2 % hořlavých látek a s koncentrací nejvýše 80 % nepodléhají předpisům ADN, pokud dusičnan amonný zůstane za všech přepravních podmínek v roztoku.

- 266 Tato látka nesmí být přepravována, jestliže obsahuje méně alkoholu, vody nebo flegmatizačního prostředku než je stanoveno, ledaže by příslušný orgán udělil zvláštní povolení (viz pododdíl 2.2.1.1).
- 267 Trhavyiny typu C obsahující chlorečnany musí být odděleny od výbušných látek, které obsahují dusičnan amonný nebo jiné amonné soli.
- 270 Vodné roztoky anorganických tuhých dusičnanů třídy 5.1 se považují za látky neodpovídající kritériím třídy 5.1, jestliže koncentrace látek v roztoku při nejnižší teplotě, které může být dosaženo během přepravy, nepřekročí 80 % meze nasycení.
- 271 Laktóza, glukóza nebo podobné látky smějí být používány jako flegmatizační prostředek za podmínky, že látka obsahuje nejméně 90 % hm. flegmatizačního prostředku. Příslušný orgán může na základě zkoušek typu c) série 6 Příručky zkoušek a kritérií, části 1 oddílu 16, které se provedou nejméně na třech obalech připravených k přepravě schválit přiřazení těchto směsí ke třídě 4.1. Směsi s nejméně 98 % hm. flegmatizačního prostředku nepodléhají předpisům ADN. Kusy, které obsahují směsi s nejméně 90 % hm. flegmatizačního prostředku, nemusí být opatřeny bezpečnostní značkou podle vzoru č. 6.1.
- 272 Tato látka smí být přepravována podle ustanovení pro třídu 4.1 jen se zvláštním povolením příslušného orgánu (viz UN číslo 0143 nebo UN číslo 0150, jak je to náležité).
- 273 Maneb stabilizovaný a maneb, přípravky stabilizované proti samozahřátí nemusí být přiřazeny ke třídě 4.2, pokud je možné zkouškami prokázat, že objem 1 m3 látky samovolně nevzplane a že teplota uprostřed vzorku nepřesáhne 200 °C, jestliže je vzorek po dobu 24 hodin udržován na teplotě nejméně 75 + 2 °C.
- 274 Platí ustanovení pododdílu 3.1.2.8.
- 278 Tyto látky smějí být zařazeny a přepravovány pouze se souhlasem příslušného orgánu na základě výsledků zkoušek série 2 a série 6(c) Příručky zkoušek a kritérií, části I, provedených na kusech připravených k přepravě (viz 2.2.1.1). Příslušný orgán musí určit obalovou skupinu na základě kritérií oddílu 2.2.3 a typu obalu použitého pro zkoušku série 6(c).
- 279 Tato látka je klasifikována nebo přiřazena k obalové skupině na základě jejích známých účinků na člověka, spíše než striktním použitím klasifikačních kritérií uvedených v ADN.
- 280 Tato položka se vztahuje na záchranné prostředky pro vozidla, plavidla nebo letadla – např. plynové generátory airbagů, moduly airbagů, předpínače bezpečnostních pásů a pyromechanické prostředky, které obsahují nebezpečné věci třídy 1 nebo jiných tříd, jsou-li přepravovány jako montážní díly a pokud tyto předměty, tak jak jsou podávány k přepravě, byly vyzkoušeny podle série zkoušek 6 (c) části I Příručky zkoušek a kritérií, přičemž nedošlo k výbuchu prostředku, roztržení pouzdra prostředku nebo tlakové nádoby, a neexistuje nebezpečí rozletu úlomků ani tepelných účinků, které by významným způsobem bránily hašení požáru nebo záchranným operacím v bezprostředním sousedství. Tato položka se nevztahuje na prostředky pro záchranu života popsané ve zvláštním ustanovení 296 (UN čísla 2990 a 3072).
- 283 Předměty obsahující plyn, které slouží jako tlumiče pérování, včetně zařízení pohlcujících nárazovou energii, nebo vzduchové pružiny, nepodléhají předpisům ADN, za podmínky:
- (a) že každý předmět má plynovou nádobu o vnitřním objemu nejvýše 1,6 litru a plnicí tlak nejvýše 280 barů, přičemž součin vnitřního objemu (v litrech) a plnicího tlaku (v barech) nepřekročí 80 (tj. plynová nádoba o vnitřním objemu 0,5 litru a plnicí tlak 160 barů nebo plynová nádoba o vnitřním objemu 1 litr a plnicí tlak 80 barů nebo plynová nádoba o vnitřním objemu 1,6 litru a plnicí tlak 50 barů nebo plynová nádoba o vnitřním objemu 0,28 litru a plnicí tlak 280 barů);
  - (b) že každý předmět má minimální tlak při protřžení čtyřikrát vyšší než plnicí tlak při 20 °C, pokud vnitřní objem plynové nádoby nepřekračuje 0,5 litru, a pětikrát vyšší než plnicí tlak, je-li vnitřní objem tlakové nádoby větší než 0,5 litru;
  - (c) že každý předmět je zhotoven z výrobního materiálu, který se při protřžení netříští;
  - (d) že každý předmět je vyroben podle normy pro zajištění kvality přijatelné pro příslušný orgán; a



- (e) že konstrukční typ byl podroben zkoušce vystavení ohni, prokazující, že předmět je účinně chráněn proti vnitřnímu přetlaku pomocí tavné pojistky nebo jiného zařízení pro snižování tlaku tak, aby se předmět nemohl roztrhnout ani vytláhnout.
- K provozní výstroji vozidla viz také pododíl 1.1.3.2 (d) ADR.
- 284 Kyslíkový generátor chemický, který obsahuje látky podporující hoření, musí odpovídat následujícím požadavkům:
- (a) jestliže generátor obsahuje zařízení ke spuštění na bázi výbušné látky, smí být přepravován pod touto položkou, jen pokud je vyřazen z třídy 1 podle poznámky k 2.2.1.1.1 (b);
- (b) generátor musí být schopen bez svého obalu odolat zkoušce volným pádem z výšky 1,8 m na tuhou, nepružnou, rovnou a horizontální plochu v poloze, ve které je pravděpodobnost poškození při pádu nejvyšší, bez ztráty svého obsahu a bez spuštění;
- (c) je-li generátor vybaven spouštěcím zařízením, musí mít nejméně dvě účinná bezpečnostní zařízení proti neúmyslnému spuštění.
- 286 Membránové filtry z nitrocelulózy spadající pod tuto položku, každý o hmotnosti nejvýše 0,5 g, nepodléhají předpisům ADN, jsou-li obsaženy jednotlivě v předmětu nebo v těsně uzavřeném balíčku.
- 288 Tyto látky mohou být klasifikovány a přepravovány pouze s povolením příslušného orgánu na základě výsledků zkoušek série 2 a zkoušky série 6 c) Příručky zkoušek a kritérií, části I, provedených na kusech připravených k přepravě (viz 2.2.1.1).
- 289 Záchranné prostředky, elektricky iniciované a záchranné prostředky, pyrotechnické namontované ve vozidlech, železničních vozech, plavidlech nebo letadlech nebo ve zkompletovaných dílech, jako jsou sloupky řízení, výplně dveří, sedadla atd. nepodléhají ustanovením ADN.
- 290 Když tato radioaktivní látka splňuje definice a kritéria jiných tříd, jak jsou definovány v části 2, musí být klasifikována podle následujících ustanovení:
- (a) Pokud látka splňuje kritéria pro nebezpečné věci ve vyňatých množstvích, jak je uvedeno v kapitole 3.5, musí být obaly v souladu s 3.5.2 a splňovat zkušební požadavky v 3.5.3. Všechny ostatní předpisy platné pro radioaktivní látky ve vyjmutých kusech, uvedené v 1.7.1.5, se musí použít bez odkazu na jinou třídu;
- (b) Pokud množství překračuje meze uvedené v 3.5.1.2, musí být látka klasifikována podle převažujícího vedlejšího nebezpečí. Přepravní doklad musí popsat tuto látku UN číslem a oficiálním pojmenováním pro přepravu platnými pro tuto jinou třídu, k nimž je nutno připojit pojmenování pro radioaktivní látku ve vyjmutém kusu podle sloupce (2) tabulky A kapitoly 3.2 a látka musí být přepravována podle ustanovení platných pro toto UN číslo. Příklad zápisu v přepravním dokladu je:  
„UN 1993 Látka hořlavá, kapalná, j.n. (směs ethanolu a toluenu), Radioaktivní látka, vyjmutý kus – omezené množství látky, 3, OS II“.
- Kromě toho platí předpisy uvedené v odstavci 2.2.7.2.4.1;
- (c) Ustanovení kapitoly 3.4 pro přepravu nebezpečných věcí balených v omezených množstvích se nevztahují na látky klasifikované podle pododstavce (b);
- (d) Pokud látka splňuje zvláštní ustanovení, které vyjímá tuto látku ze všech ustanovení pro nebezpečné věci ostatních tříd, musí být klasifikována podle náležitého UN čísla třídy 7 a všechny požadavky uvedené v 1.7.1.5 musí být dodrženy.
- 291 Hořlavé zkapalněné plyny musí být obsaženy v součástech chladicího stroje. Tyto součásti musí být zkonstruovány tak, aby odolaly nejméně trojnásobku provozního tlaku stroje a musí být podrobeny odpovídajícím zkouškám. Chladicí stroje musí být zkonstruovány a vyrobeny tak, aby mohly obsahovat zkapalněný plyn a aby za normálních podmínek přepravy bylo vyloučeno nebezpečí protržení nebo popraskání součástí, které jsou vystaveny tlaku zkapalněného plynu. Chladicí stroje a součásti chladicích strojů, které obsahují méně než 12 kg plynu, nepodléhají předpisům ADN.
- 292 (Vypuštěno)
- 293 Pro zápalky platí tyto definice:

- (a) větrové zápalky jsou zápalky, jejichž hlavičky jsou zhotoveny ze zápalné složky citlivé na tření a pyrotechnické složky, které hoří malým plamenem nebo bez plamene, avšak s velkou teplotou;
  - (b) bezpečnostní zápalky jsou zápalky, které jsou spojeny nebo upevněny do knížečky, složky nebo krabičky a které je možno zapálit třením jen na připraveném povrchu;
  - (c) zápalky „zápalné kdekoli“ jsou zápalky, které mohou být zapáleny třením na pevném povrchu;
  - (d) voskové zápalky jsou zápalky, které mohou být zapáleny třením jak na připraveném, tak i na pevném povrchu.
- 295 Není nutné označovat každý jednotlivý akumulátor nápisy a bezpečnostními značkami, jsou-li odpovídající nápisy a bezpečnostní značky umístěny na paletě.
- 296 Tyto položky se vztahují na záchranné prostředky, jako jsou záchranné čluny, osobní plovací prostředky a samonafukovací skluzavky. UN číslo 2990 se vztahuje na samonafukovací prostředky a UN číslo 3072 se vztahuje na záchranné prostředky, které nejsou samonafukovací. Záchranné prostředky mohou obsahovat:
- (a) signální prostředky (třída 1), které mohou zahrnovat dýmotvorné a světelné signální prostředky, zabalené v obalech, které je chrání před neúmyslnou aktivací;
  - (b) jen UN číslo 2990 smí zahrnovat náložky pro technické účely podtřídy 1.4, skupiny snášenlivosti S pro samonafukovací mechanismus a za podmínky, že množství výbušné látky na prostředek nepřekročí 3,2 g;
  - (c) stlačené nebo zkapalněné plyny třídy 2, skupiny A nebo O podle 2.2.2.1.3;
  - (d) elektrické akumulátory (třída 8) a lithiové baterie (třída 9);
  - (e) soupravy první pomoci nebo opravářské soupravy obsahující malá množství nebezpečných věcí (např. látky třídy 3, 4.1, 5.2, 8 nebo 9); nebo
  - (f) zápalky „zápalné kdekoli“ zabalené v obalech, které je chrání před neúmyslnou aktivací.
- Záchranné prostředky zabalené v pevných tuhých vnějších obalech o nejvyšší celkové (brutto) hmotnosti 40 kg, neobsahující žádné jiné nebezpečné věci než stlačené nebo zkapalněné plyny třídy 2, skupiny A nebo skupiny O, v nádobách o vnitřním objemu nejvýše 120 ml, které jsou v záchranných prostředcích obsaženy pouze za účelem jejich aktivace, nepodléhají ustanovením ADN.
- 300 Rybí moučka, rybí odpad a „krill“ moučka nesmějí být nakládány, jestliže teplota v době nakládky překračuje 35 °C, nebo je o 5 °C nad teplotou okolí, podle toho, která z těchto teplot je vyšší.
- 301 Tato položka se vztahuje na stroje nebo přístroje obsahující nebezpečné věci jako zbytky nebo jako integrální součást stroje nebo přístroje. Nesmí být použita pro stroje nebo přístroje, pro které již existuje v tabulce A kapitoly 3.2 oficiální pojmenování pro přepravu. Stroje a přístroje přepravované pod touto položkou smějí obsahovat pouze nebezpečné věci, které je dovoleno přepravovat podle ustanovení kapitoly 3.4 (Omezená množství). Množství nebezpečných věcí obsažených ve strojích nebo přístrojích nesmí překročit množství udaná ve sloupci (7a) tabulky A kapitoly 3.2 pro každou z nich. Jestliže stroje nebo přístroje obsahují více než jednu nebezpečnou věc, musí být jednotlivé nebezpečné věci uzavřeny odděleně, aby se zamezilo jejich vzájemné nebezpečné reakci během přepravy (viz 4.1.1.6 ADR). Pokud je u kapalných nebezpečných věcí vyžadováno, aby zůstaly ve své určité poloze, musí být alespoň na dvou protilehlých bočních stranách umístěny orientační šipky směřující do správného směru podle 5.2.1.10.
- POZNÁMKA:** V tomto zvláštním ustanovení odkaz na „oficiální pojmenování pro přepravu, které již existuje“ vylučuje specifické J.N. položky pro UN čísla 3537 až 3548.
- 302 Zaplynované nákladní dopravní (přepavní) jednotky, které neobsahují žádné jiné nebezpečné věci, podléhají pouze ustanovením oddílu 5.5.2.
- 303 Nádoby musí být přiřazeny ke klasifikačnímu kódu plynu nebo směsi plynů, který (kterou) obsahují, určenému podle ustanovení oddílu 2.2.2.

- 304 Tato položka smí být použita pouze pro přepravu neaktivovaných akumulátorů, které obsahují suchý hydroxid draselný a které jsou určeny k aktivaci před použitím přidáním patřičného množství vody do jednotlivých článků.
- 305 Tyto látky nepodléhají předpisům ADN, pokud jsou v koncentracích nejvýše 50 mg/kg.
- 306 Tato položka smí být použita pouze pro látky, které jsou příliš necitlivé pro zařazení do třídy 1, pokud byly vyzkoušeny podle série zkoušek 2 (viz Příručka zkoušek a kritérií, část I).
- 307 Tato položka může být použita pouze pro hnojiva na bázi dusičnanu amonného. Musí být klasifikovány v souladu s postupem stanoveným v Příručce zkoušek a kritérií, část III, oddíl 39 s výhradou omezení uvedených ve třinácté a čtrnácté odrážce bodu 2.2.51.2.2. Při použití v uvedeném oddíle 39 se výrazem „příslušný orgán“ rozumí příslušný orgán země původu. Pokud země původu není smluvní stranou dohody ADN, klasifikaci a podmínky přepravy uzná příslušný orgán první smluvní strany dohody ADN, do které záslilka dorazí.
- 309 Tato položka se vztahuje na neznecitlivěné emulze, suspenze a gely sestávající v prvé řadě ze směsi dusičnanu amonného a paliva, určené k výrobě trhaviny typu E teprve po dalším zpracování před použitím.
- Směs pro emulze mívá obvykle toto složení: 60 – 85 % dusičnanu amonného; 5 – 30 % vody; 2 – 8 % paliva; 0,5 – 4 % emulgátoru; 0 – 10 % rozpustných omezovačů plamene a stopové přísady. Část dusičnanu amonného může být nahrazena jinými anorganickými nitrátovými solemi.
- Směs pro suspenze a gely mívá obvykle toto složení: 60 – 85 % dusičnanu amonného; 0 – 5 % chloristanu sodného nebo draselného; 0 – 17 % hexaminonitrátu nebo monomethylaminonitrátu; 5 – 30 % vody; 2 – 15 % paliva; 0,5 – 4 % zahušťovadla, 0 – 10 % rozpustných omezovačů plamene a stopové přísady. Část dusičnanu amonného může být nahrazena jinými anorganickými nitrátovými solemi.
- Tyto látky musí vyhovět zkouškám 8 (a), (b) a (c) série zkoušek 8 Příručky zkoušek a kritérií, části I, oddílu 18 a musí být schváleny příslušným orgánem.
- 310 Zkušební předpisy uvedené v Příručce zkoušek a kritérií, části III, pododdílu 38.3 se nevztahují na výrobní série sestávající z nejvýše 100 článků nebo baterií, ani na předvýrobní prototypy článků nebo baterií, jestliže jsou tyto prototypy přepravovány ke zkouškám a jsou baleny podle pokynu pro balení P910 pododdílu 4.1.4.1 ADR nebo LP 905 pododdílu 4.1.4.3 ADR, jak je to náležité.
- Přepravní doklad musí obsahovat tento zápis: „Přeprava podle zvláštního ustanovení 310“.
- Poškozené nebo vadné články, baterie, nebo články a baterie obsažené v zařízeních musí být přepravovány podle zvláštního ustanovení 376 a zabaleny podle pokynu pro balení P908 pododdílu 4.1.4.1 nebo LP904 pododdílu 4.1.4.3 ADR, jak je to náležité.
- Články, baterie nebo články a baterie obsažené v zařízeních přepravované k likvidaci nebo recyklaci smějí být baleny podle zvláštního ustanovení 377 a pokynu pro balení P909 pododdílu 4.1.4.1 ADR.
- 311 Látky nesmějí být přepravovány pod touto položkou, ledaže to schválil příslušný orgán na základě výsledků příslušných zkoušek podle části I Příručky zkoušek a kritérií. Obal musí zajistit, aby procentní podíl ředidla neklesl v žádném okamžiku během přepravy pod procentní podíl uvedený ve schválení příslušného orgánu.
- 312 (Vypuštěno)
- 313 (Vypuštěno)
- 314 (a) Tyto látky jsou náchylné k exotermickému rozkladu při zvýšených teplotách. Rozklad může být vyvolán teplem nebo nečistotami (např. práškovými kovy (železo, mangan, kobalt, hořčík) a jejich sloučeninami);
- (b) Během přepravy musí být tyto látky chráněny před přímým slunečním svitem a všemi zdroji tepla a musí být uloženy na dostatečně odvětrávaných místech.
- 315 Tato položka nesmí být použita pro látky třídy 6.1, které splňují kritéria toxicity při vdechnutí pro obalovou skupinu I, uvedená v 2.2.61.1.8.

- 316 Tato položka se vztahuje pouze na chlornan vápenatý, suchý, pokud je přepravován ve formě nedrobných tablet.
- 317 „Štěpné-vyjmuté“ se vztahuje pouze na ty štěpné látky a kusy obsahující štěpné látky, které jsou vyjmuty podle 2.2.7.2.3.5.
- 318 Pro účely dokumentace musí být oficiální pojmenování pro přepravu doplněno technickým názvem (viz 3.1.2.8). Jsou-li infekční látky, které se mají přepravovat, neznámé, avšak existuje podezření, že splňují kritéria pro zařazení do kategorie A a přiřazení k UN číslu 2814 nebo 2900, musí být v přepravním dokladu uvedena v závorkách za oficiálním pojmenováním pro přepravu slova „podezření na infekční látku kategorie A“.
- 319 Látky zabalené a označené podle pokynu pro balení P650 nepodléhají žádným jiným ustanovením ADN.
- 321 Tyto akumulační systémy musí být vždy pokládány za systémy obsahující vodík.
- 322 Jsou-li tyto věci přepravovány ve formě nedrobných tablet, jsou přiřazeny k obalové skupině III.
- 323 (Vyhrazeno)
- 324 Tato látka musí být stabilizována, jestliže její koncentrace nepřekračuje 99 %.
- 325 V případě neštěpného nebo štěpného vyjmutého hexafluoridu uranu musí být látka zařazena pod UN číslo 2978.
- 326 V případě štěpného hexafluoridu uranu musí být látka zařazena pod UN číslo 2977.
- 327 Odpadové aerosoly zasílané podle 5.4.1.1.3 mohou být přepravovány pod touto položkou za účelem recyklace nebo likvidace. Nemusí být chráněny proti pohybu a neúmyslnému vyprázdnění za podmínky, že jsou učiněna opatření, aby se zamezilo nebezpečnému nárůstu tlaku a nebezpečné atmosféře. Odpadové aerosoly, s výjimkou těch, které jsou netěsné nebo silně deformované, musí být baleny podle pokynu pro balení P207 ADR a zvláštního ustanovení pro balení PP87 ADR nebo pokynu pro balení „LP200“ ADR a zvláštního ustanovení pro balení L2 ADR. Netěsné nebo silně deformované aerosoly musí být přepravovány v záchranných obalech za podmínky, že jsou učiněna vhodná opatření k tomu, aby nedošlo k nebezpečnému nárůstu tlaku.
- POZNÁMKA: Pro přepravu po moři nesmějí být odpadové aerosoly přepravovány v uzavřených kontejnerech.
- 328 Tato položka se vztahuje na zásobníky do palivových článků včetně těch, které jsou obsaženy v zařízeních nebo jsou baleny se zařízeními. Zásobníky do palivových článků, které jsou zamontovány nebo jsou nedílnou součástí systému palivových článků, se považují za obsažené v zařízeních. Zásobník do palivových článků je nádoba, v níž je obsaženo palivo pro jeho vypouštění do palivového článku ventilem (ventily), který(é) řídí průtok paliva do palivového článku. Zásobníky do palivových článků, včetně těch, které jsou obsaženy v zařízeních, musí být zkonstruovány a vyrobeny tak, aby se zamezilo úniku paliva za normálních podmínek přepravy.
- Konstrukční typy zásobníků do palivových článků používajících jako paliva kapaliny musí projít zkouškou vnitřním tlakem při tlaku 100 kPa (přetlak) bez úniku obsahu.
- S výjimkou zásobníků do palivových článků obsahujících vodík v kovovém hydridu, které musí vyhovovat zvláštnímu ustanovení 339, musí každý konstrukční typ zásobníku do palivového článku dokázat projít zkouškou volným pádem z výšky 1,2 metru na tvrdý povrch v orientaci, při níž může nejpravděpodobněji dojít k selhání zádržného systému, bez jakéhokoli úniku obsahu.
- Jsou-li baterie s kovem lithia nebo baterie s ionty lithia obsaženy v systému palivových článků, musí být zásilka odeslána pod touto položkou a pod náležitými položkami pro UN 3091 BATERIE LITHIOVÉ KOVOVÉ OBSAŽENÉ V ZAŘÍZENÍ nebo UN 3481 BATERIE LITHIUM-IONTOVÉ OBSAŽENÉ V ZAŘÍZENÍ.
- 329 (Vyhrazeno)

- 331 (Vyhrazeno)
- 332 Dusičnan hořečnatý, hexahydrát nepodléhá předpisům ADN.
- 333 Směsi ethanolu a benzínu pro použití v zážehových motorech (např. v automobilech, stacionárních motorech a jiných motorech) musí být přiřazeny k této položce bez ohledu na změny tekavosti.
- 334 Zásobník do palivových článků smí obsahovat aktivátor, pokud je vybaven dvěma nezávislými prostředky k zamezení neúmyslného smíchání s palivem během přepravy.
- 335 Směsi tuhých látek, které nepodléhají předpisům ADN, a kapalin nebo tuhých látek ohrožujících životní prostředí musí být zařazeny pod UN 3077 a smějí být přepravovány pod touto položkou, pokud není viditelná žádná volná kapalina v době, kdy je látka nakládána, nebo v době, kdy je uzavírán obal nebo nákladní dopravní (přepravní) jednotka. Každé vozidlo, železniční vůz nebo kontejner musí být těsně, jsou-li použity pro přepravu látek ve volně loženém stavu. Je-li viditelná volná kapalina v době, kdy je směs nakládána, nebo v době, kdy je uzavírán obal nebo nákladní dopravní (přepravní) jednotka, musí být směs zařazena pod UN 3082. Těsně uzavřené balíčky a předměty obsahující méně než 10 ml kapaliny ohrožující životní prostředí, nasáklé v tuhém materiálu, ale bez volné kapaliny v balíčku nebo předmětu, nebo obsahující méně než 10 g tuhé látky ohrožující životní prostředí nepodléhají předpisům ADN.
- 336 Jeden kus s nehořlavou tuhou látkou LSA-II nebo LSA-III nesmí při přepravě leteckou dopravou obsahovat aktivitu větší než 3 000 A2.
- 337 Kusy typu B(U) a typu B(M) nesmějí při přepravě leteckou dopravou obsahovat aktivity větší, než jsou ty následující:
- (a) pro nízkodisperzní radioaktivní látky: jak je dovoleno pro vzor kusu podle specifikace v osvědčení o schválení;
  - (b) pro radioaktivní látky zvláštní formy: 3 000 A<sub>1</sub> nebo 100 000 A<sub>2</sub>, podle toho, která z těchto dvou hodnot je nižší;
  - (c) pro všechny ostatní radioaktivní látky: 3 000 A<sub>2</sub>.
- 338 Každý zásobník do palivových článků přepravovaný pod touto položkou a zkonstruovaný k tomu, aby obsahoval zkapalněný hořlavý plyn, musí:
- (a) být schopen odolat bez úniku obsahu nebo prasknutí tlaku rovnajícímu se nejméně dvojnásobku rovnovážného tlaku obsahu při 55 °C;
  - (b) neobsahovat více než 200 ml zkapalněného hořlavého plynu, jehož tenze par nesmí překročit 1 000 kPa při 55 °C; a
  - (c) projít úspěšně zkouškou v lázni s horkou vodou předepsanou v 6.2.6.3.1. ADR.
- 339 Zásobníky do palivových článků obsahující vodík v kovovém hydridu přepravované pod touto položkou nesmějí mít hydraulický vnitřní objem větší než 120 ml.
- Tlak v zásobníku do palivových článků nesmí překročit 5 MPa při 55 °C. Konstrukční typ musí odolat bez úniku obsahu nebo roztržení tlaku rovnajícímu se dvojnásobku výpočtového tlaku zásobníku při 55 °C, nebo tlaku o 200 kPa vyššímu než je výpočtový tlak zásobníku při 55 °C, podle toho, který z nich je vyšší. Tlak, při kterém se tato zkouška provádí, je zmíněn ve zkoušce volným pádem a ve vodíkové cyklační zkoušce jako „minimální tlak při roztržení pláště“.
- Zásobníky do palivových článků musí být plněny podle postupů stanovených výrobcem. Výrobce musí ke každému zásobníku do palivových článků poskytnout následující informace:
- (a) inspekční postupy, které je třeba provést před prvním plněním a před opakovaným plněním zásobníku do palivových článků;
  - (b) bezpečnostní opatření a potenciální nebezpečí, které je třeba si uvědomit;
  - (c) metodu pro určení okamžiku, kdy bylo dosaženo jmenovitého vnitřního objemu;
  - (d) minimální a maximální tlakový rozsah;

- (e) minimální a maximální teplotní rozsah; a
- (f) jakékoli další požadavky, které je třeba dodržet při prvním plnění a opakovaném plnění včetně druhu zařízení, které je třeba používat pro první plnění a opakované plnění.

Zásobníky do palivových článků musí být konstruovány a vyrobeny tak, aby se zamezilo úniku paliva za normálních podmínek přepravy. Každý konstrukční typ zásobníku, včetně zásobníků, které jsou nedílnou součástí palivového článku, musí být s úspěchem podroben následujícím zkouškám:

#### **Zkouška volným pádem**

Zkouška volným pádem z výšky 1,8 metru na tvrdý povrch ve čtyřech různých orientacích:

- (a) vertikálně, na konec obsahující montážní jednotku s uzavíracím ventilem;
- (b) vertikálně, na konec protilehlý montážní jednotce s uzavíracím ventilem;
- (c) horizontálně, na ocelový hrot o průměru 38 mm, s ocelovým hrotem v poloze nahoru;  
a
- (d) pod úhlem 45° na konec obsahující montážní jednotku s uzavíracím ventilem.

Nesmí dojít k žádnému úniku, který se zjišťuje za použití roztoku mýdlových bublin nebo jinými rovnocennými prostředky na všech možných místech netěsnosti, když je zásobník naplněn na svůj jmenovitý plnicí tlak. Zásobník do palivových článků pak musí být hydrostaticky natlakován až do své destrukce. Zaznamenaný tlak při roztržení musí překročit 85 % minimálního tlaku při roztržení pláště.

#### **Zkouška ohněm**

Zásobník do palivových článků naplněný do svého jmenovitého vnitřního objemu vodíkem musí být podroben zkoušce vložením do ohně. Konstrukční typ zásobníku, který smí zahrnovat jako nedílnou součást pojistné odvětrávací zařízení, je považován za vyhovující při zkoušce ohněm, jestliže:

- (a) vnitřní tlak poklesne na nulový přetlak bez prasknutí zásobníku; nebo
- (b) zásobník odolá ohni po dobu nejméně 20 minut bez prasknutí.

#### **Vodíková cyklační zkouška**

Tato zkouška je určena k tomu, aby se zajistilo, že během používání zásobníku do palivových článků nebudou překročeny meze výpočtového napětí zásobníku.

Zásobník do palivových článků musí být podroben tlakovým cyklům od nejvýše 5 % jmenovité kapacity vodíku do nejméně 95 % jmenovité kapacity vodíku a zpět k nejvýše 5 % jmenovité kapacity vodíku. Pro plnění musí být použit jmenovitý plnicí tlak a teploty musí být udržovány v rozmezí provozních teplot. Musí být provedeno nejméně 100 tlakových cyklů.

Po cyklační zkoušce musí být zásobník do palivových článků naplněn a musí být změřen objem vody vytlačené zásobníkem. Konstrukční typ zásobníku se považuje za úspěšně prošlý vodíkovou cyklační zkouškou, jestliže objem vody vytlačené cyklovaným zásobníkem nepřevyšuje objem vody vytlačené necyklovaným zásobníkem naplněným do 95 % jmenovité kapacity a natlakovaným do 75 % minimálního tlaku při roztržení pláště.

#### **Zkouška těsnosti ve výrobě**

Každý zásobník do palivových článků musí být podroben kontrolní zkoušce těsnosti při  $15\text{ °C} \pm 5\text{ °C}$  za natlakování na jeho jmenovitý plnicí tlak. Nesmí dojít k žádnému úniku, který se zjišťuje za použití roztoku mýdlových bublin nebo jinými rovnocennými prostředky na všech možných místech netěsnosti.

Každý zásobník do palivových článků musí být trvale označen následujícími údaji:

- (a) jmenovitým plnicím tlakem v MPa;
- (b) sériovým číslem výrobce zásobníků do palivových článků nebo unikátním identifikačním číslem; a

- (c) datem ukončení použitelnosti založeném na maximální provozní životnosti (rok ve čtyřech číslicích; měsíc ve dvou číslicích).
- 340 Chemické soupravy, soupravy první pomoci a soupravy polyesterové pryskyřice obsahující nebezpečné věci ve vnitřních obalech, které nepřekračují množstevní limity pro vyňatá množství platné pro jednotlivé látky, jak je to udáno ve sloupci (7b) tabulky A kapitoly 3.2, smějí být přepravovány podle kapitoly 3.5. Látky třídy 5.2, i když nejsou jednotlivě dovoleny jako vyňatá množství ve sloupci (7b) tabulky A kapitoly 3.2, jsou dovoleny v takových soupravách a je jim přiřazen kód E2 (viz 3.5.1.2).
- 341 (Vyhrazeno)
- 342 Vnitřní nádoby ze skla (jako jsou ampule nebo kapsle) určené jen pro použití ve sterilizačních zařízeních, pokud obsahují méně než 30 ml ethylenoxidu na vnitřní obal s nejvýše 300 ml na vnější obal, smějí být přepravovány podle ustanovení v kapitole 3.5, bez ohledu na údaj „E0“ ve sloupci (7b) tabulky A kapitoly 3.2, za podmínky, že:
- (a) po naplnění byla každá vnitřní nádoba ze skla shledána hermetickou vložením vnitřní nádoby ze skla do lázně s horkou vodou při teplotě a na dobu, které jsou dostatečné k tomu, aby se zajistilo dosažení vnitřního tlaku rovnajícího se tenzi par ethylenoxidu při 55 °C. Každá vnitřní nádoba ze skla vykazující stopy netěsnosti, deformace nebo jiného poškození při této zkoušce nesmí být přepravována podle tohoto zvláštního ustanovení;
- (b) kromě obalu vyžadovaného podle 3.5.2 je každá vnitřní nádoba ze skla vložena do zataveného pytle z plastu snášenlivého s ethylenoxidem a schopného zadržet obsah v případě rozbití nebo netěsnosti vnitřní nádoby ze skla; a
- (c) každá vnitřní nádoba ze skla je chráněna prostředky proti propíchnutí pytle z plastu (např. pouzdrý nebo vycpávkovým materiálem) v případě poškození obalu (např. promáčknutím).
- 343 Tato položka platí pro surovou ropu obsahující sirovodík v dostatečné koncentraci, takže páry uvolněné ze surové ropy mohou představovat nebezpečí při vdechování. Přiřazená obalová skupina se určí podle nebezpečí hořlavosti a nebezpečí při vdechování podle stupně představovaného nebezpečí.
- 344 Ustanovení uvedená v 6.2.6 ADR musí být dodržena.
- 345 Tento plyn obsažený v otevřených kryogenních nádobách o vnitřním objemu nejvýše 1 litr vyrobených s dvojitými stěnami ze skla, přičemž prostor mezi vnitřní a vnější stěnou je zbaven vzduchu (vakuová izolace), nepodléhá ustanovením ADN, pokud je každá nádoba přepravována ve vnějším obalu s vhodným fixačním nebo absorpčním materiálem, aby byla chráněna před poškozením při nárazu.
- 346 Otevřené kryogenní nádoby odpovídající požadavkům pokynu pro balení P203 pododdílu 4.1.4.1 ADR a neobsahující žádné nebezpečné věci mimo UN 1977 dusík, hluboce zchlazený, kapalný, který je plně absorbován v porézním materiálu, nepodléhají žádným jiným ustanovením ADN.
- 347 Tato položka se použije pouze tehdy, jestliže výsledky série zkoušek 6 (d) části I Příručky zkoušek a kritérií prokázaly, že jakékoli nebezpečné účinky vyvolané činnostmi jsou omezeny na vnitřek kusu.
- 348 Baterie vyrobené po 31. prosinci 2011 musí mít na vnější skříni vyznačenu jmenovitou energii ve watthodinách.
- 349 Směsi chlornanu s amonnou solí nejsou připuštěny k přepravě. UN 1791 chlornan, roztok je látkou třídy 8.
- 350 Bromičnan amonný a jeho vodné roztoky a směsi bromičnanu s amonnou solí nejsou připuštěny k přepravě.
- 351 Chlorečnan amonný a jeho vodné roztoky a směsi chlorečnanu s amonnou solí nejsou připuštěny k přepravě.
- 352 Chloritan amonný a jeho vodné roztoky a směsi chloritanu s amonnou solí nejsou připuštěny k přepravě.

- 353 Manganistan amonný a jeho vodné roztoky a směsi manganistanu s amonnou solí nejsou připuštěny k přepravě.
- 354 Tato látka je toxická při vdechování.
- 355 Kyslíkové láhve pro použití v nouzových situacích přepravované pod touto položkou smějí zahrnovat zabudované spouštěcí náložky (náložky pro technické účely podtřídy 1.4, skupiny snášenlivosti C nebo S) beze změny klasifikace ve třídě 2, pokud celkové množství deflagrujících (hnacích) výbušných látek nepřekročí 3,2 g na kyslíkovou láhev. Láhve se zabudovanými spouštěcími náložkami připravené k přepravě musí mít účinné prostředky k zamezení nechtěné aktivity.
- 356 Zásobníkové systémy s hydridem kovu určené k zabudování do vozidel, železničních vozů, plavidel nebo letadel musí být schváleny příslušným orgánem země výroby<sup>1</sup> před přijetím k přepravě. Přepravní doklad musí obsahovat zápis, že kus byl schválen příslušným orgánem země výroby<sup>1</sup>, nebo každou zásilku musí doprovázet kopie schválení příslušného orgánu země výroby<sup>1</sup>.
- 357 Surová ropa obsahující sirovodík v dostatečné koncentraci, takže páry uvolněné ze surové ropy mohou představovat nebezpečí při vdechování, musí být přepravována pod položkou UN 3494 ROPA SUROVÁ, KYSELÁ, HOŘLAVÁ, TOXICKÁ.
- 358 Nitroglycerin, roztok v alkoholu, s více než 1 %, ale nejvýše 5 % nitroglycerinu, smí být zařazen do třídy 3 a přiřazen k UN číslu 3064, pokud jsou dodrženy všechny požadavky pokynu pro balení P300 v 4.1.4.1 ADR.
- 359 Nitroglycerin, roztok v alkoholu, s více než 1 %, ale nejvýše 5 % nitroglycerinu, musí být zařazen do třídy 1 a přiřazen k UN číslu 0144, pokud nejsou dodrženy všechny požadavky pokynu pro balení P300 v 4.1.4.1.
- 360 Vozidla, která jsou poháněna jen bateriemi s kovem lithia nebo bateriemi s ionty lithia, musí být zařazena pod položku UN 3171 vozidlo na akumulátorový pohon.
- 361 Tato položka platí pro elektrické dvouvrstvé kondenzátory s kapacitou akumulace energie větší než 0,3 Wh. Kondenzátory s kapacitou akumulace energie 0,3 Wh nebo menší, nepodléhají ADN. Kapacitou akumulace energie se rozumí energie zadržená kondenzátorem, jak je vypočtena použitím jmenovitého elektrického napětí a kapacity. Všechny kondenzátory, pro něž tato položka platí, včetně kondenzátorů obsahujících elektrolyty, který nesplňuje klasifikační kritéria žádné třídy nebezpečných věcí, musí splňovat následující podmínky:
- (a) kondenzátory, které nejsou zabudovány v zařízení, musí být přepravovány v nenabitěm stavu. Kondenzátory, které jsou zabudovány v zařízení, musí být přepravovány buď v nenabitěm stavu, nebo musí být chráněny proti zkratu;
  - (b) každý kondenzátor musí být chráněn proti potenciálnímu nebezpečí zkratu při přepravě takto:
    - (i) je-li kapacita akumulace energie kondenzátoru nejvýše 10 Wh, nebo je-li kapacita akumulace energie každého kondenzátoru v modulu nejvýše 10 Wh, musí být kondenzátor nebo modul chráněn proti zkratu nebo být opatřen kovovým páskem spojujícím svorky; a
    - (ii) je-li kapacita akumulace energie kondenzátoru nebo kondenzátoru v modulu větší než 10 Wh, musí být kondenzátor nebo modul opatřen kovovým páskem spojujícím svorky;
  - (c) kondenzátory obsahující nebezpečné věci musí být konstruovány tak, aby odolaly rozdílu tlaků 95 kPa;
  - (d) kondenzátory musí být konstruovány a vyrobeny tak, aby mohl být bezpečně snížen tlak, který může narůst během jejich používání, pomocí větracího otvoru nebo slabého místa v plášti kondenzátoru. Jakákoli kapalina, která se uvolní při větrání, musí být zadržena obalem nebo zařízením, v němž je kondenzátor zabudován; a
  - (e) na kondenzátorech musí být vyznačena jejich kapacita akumulace energie ve Wh.

<sup>1</sup> Není-li země výroby smluvní stranou ADN, musí být schválení uznáno příslušným orgánem smluvní strany ADN.



Kondenzátory obsahující elektrolyt, který nesplňuje klasifikační kritéria žádné třídy nebezpečných věcí, i když jsou zabudovány v zařízení, nepodléhají jiným ustanovením ADN.

Kondenzátory obsahující elektrolyt, který splňuje klasifikační kritéria kterékoli třídy nebezpečných věcí, s kapacitou akumulace energie 10 Wh nebo méně, nepodléhají jiným ustanovením ADN, pokud jsou schopny v nezabaleném stavu odolat při zkoušce volným pádem z výšky 1,2 metru na pevný povrch bez ztráty obsahu.

Kondenzátory obsahující elektrolyt, splňující klasifikační kritéria kterékoli třídy nebezpečných věcí, které nejsou zabudovány v zařízení a s kapacitou akumulace energie větší než 10 Wh, podléhají ustanovením ADN.

Kondenzátory zabudované v zařízení a obsahující elektrolyt, který splňuje klasifikační kritéria kterékoli třídy nebezpečných věcí, nepodléhají jiným ustanovením ADN, pokud je zařízení zabaleno v pevném vnějším obalu vyrobeném z vhodného materiálu a přiměřené pevnosti a konstrukce ve vztahu k zamýšlenému použití a takovým způsobem, aby se zamezilo náhodnému uvedení kondenzátorů do činnosti během přepravy. Velké robustní zařízení obsahující kondenzátory smí být podáno k přepravě nezabalené nebo na paletách, je-li kondenzátorům poskytována rovnocenná ochrana zařízením, v němž jsou obsaženy.

**POZNÁMKA:** Kondenzátory, které svou konstrukcí udržují elektrické napětí na svorkách (např. asymetrické kondenzátory), nepatří pod tuto položku.

362 (Vyhrazeno)

363 Tuto položku lze použít pouze tehdy, jsou-li splněny podmínky tohoto zvláštního ustanovení. Neplatí žádné další požadavky ADN.

- (a) Tato položka platí pro motory nebo stroje poháněné palivy klasifikovanými jako nebezpečné věci pomocí systémů vnitřního spalování nebo palivových článků (např. spalovací motory, generátory, kompresory, turbíny, topné jednotky atd.), s výjimkou zařízení vozidel přiřazených k UN 3166 a zmíněných ve ZU 666.

**POZNÁMKA:** Tato položka se nevztahuje na zařízení uvedená v 1.1.3.2 (a), (d) a (e), 1.1.3.3 a 1.1.3.7.

- (b) Motory nebo stroje zbavené kapalných nebo plyných paliv a které neobsahují jiné nebezpečné věci nepodléhají ustanovením ADN.

**POZNÁMKA 1:** Motor nebo stroj se považuje za zbavený kapalného paliva, pokud byla nádrž na kapalné palivo vypuštěna a motor nebo stroj nemůže v důsledku nedostatku paliva pracovat. Součástí motoru nebo stroje, jako jsou palivová potrubí, palivové filtry a trysky, nemusí být vyčištěny, vymyty nebo propláchnuty, aby byly považovány za zbavené kapalných paliv. Kromě toho nemusí být nádrž na kapalné palivo vyčištěna ani vypláchnuta.

**POZNÁMKA 2:** Motor nebo stroj se považuje za zbavený plyných paliv, pokud byly plynové palivové nádrže zbaveny kapaliny (pro zkapalněné plyny), tlak v nádržích nepřekračuje 2 bary a uzavírací ventil paliva nebo bezpečnostní ventil je uzavřen a zajištěn.

- (c) Motory a stroje obsahující paliva splňující klasifikační kritéria třídy 3 musí být přiřazeny k položkám UN 3528 MOTOR, VNITŘNÍ SPALOVÁNÍ, POHÁNĚNÝ HOŘLAVOU KAPALINOU nebo UN 3528 MOTOR, PALIVOVÝ ČLÁNEK, POHÁNĚNÝ HOŘLAVOU KAPALINOU nebo UN 3528 STROJ, VNITŘNÍ SPALOVÁNÍ, POHÁNĚNÝ HOŘLAVOU KAPALINOU nebo UN 3528 STROJ, PALIVOVÝ ČLÁNEK, POHÁNĚNÝ HOŘLAVOU KAPALINOU, jak je to náležité.
- (d) Motory a stroje obsahující paliva splňující klasifikační kritéria pro hořlavé plyny třídy 2 musí být přiřazeny k položkám UN 3529 MOTOR, VNITŘNÍ SPALOVÁNÍ, POHÁNĚNÝ HOŘLAVÝM PLYNEM nebo UN 3529 MOTOR, PALIVOVÝ ČLÁNEK, POHÁNĚNÝ HOŘLAVÝM PLYNEM nebo UN 3529 STROJ, VNITŘNÍ SPALOVÁNÍ, POHÁNĚNÝ HOŘLAVÝM PLYNEM nebo UN 3529 STROJ, PALIVOVÝ ČLÁNEK, POHÁNĚNÝ HOŘLAVÝM PLYNEM, jak je to náležité.

Motory a stroje poháněné jak hořlavým plynem, tak i hořlavou kapalinou musí být přiřazeny k příslušné položce UN 3529.

- (e) Motory a stroje obsahující kapalná paliva splňující klasifikační kritéria uvedená v 2.2.9.1.10 pro látky ohrožující životní prostředí a nesplňující klasifikační kritéria

žádné jiné třídy musí být přiřazeny k položkám UN 3530 MOTOR, VNITŘNÍ SPALOVÁNÍ nebo UN 3530 STROJ, VNITŘNÍ SPALOVÁNÍ, jak je to náležité.

- (f) Motory nebo stroje smějí obsahovat jiné nebezpečné věci než paliva (např. akumulátory, hasicí přístroje, zásobníky stlačeného plynu nebo pojistná zařízení) potřebné pro jejich fungování nebo bezpečný provoz, aniž by podléhaly jakýmkoli jiným dodatečným požadavkům na tyto jiné nebezpečné věci, pokud není v ADN stanoveno jinak. Avšak lithiové baterie musí splňovat ustanovení pododdílu 2.2.9.1.7, pokud není stanoveno jinak ve zvláštním ustanovení 667.
- (g) Motor nebo stroj, včetně zádržných prostředků obsahujících nebezpečné věci, musí splňovat konstrukční požadavky stanovené příslušným orgánem země výroby<sup>2</sup>;
- (h) Všechny ventily nebo otvory (např. odvětrávací zařízení) musí být během přepravy uzavřeny;
- (i) Motory nebo stroje musí být orientovány tak, aby se zamezilo nechtěnému úniku nebezpečných věcí, a musí být zajištěny prostředky schopnými zabránit motorům nebo strojům v jakékoli pohybu během přepravy, který by mohl změnit jejich orientaci nebo způsobit jejich poškození;
- (j) Pro UN 3528 a UN 3530:

Pokud motor nebo stroj obsahuje více než 60 litrů kapalného paliva a má kapacitu více než 450 litrů, nejvýše však 3000 litrů, musí být označen na dvou protilehlých stranách podle 5.2.2.

Pokud motor nebo stroj obsahuje více než 60 litrů kapalného paliva a má kapacitu více než 3000 litrů, musí být označen na dvou protilehlých stranách velkými bezpečnostními značkami. Velké bezpečnostní značky musí odpovídat bezpečnostním značkám vyžadovaným ve sloupci (5) tabulky A kapitoly 3.2 a musí být ve shodě se specifikacemi uvedenými v 5.3.1.7. Velké bezpečnostní značky musí být vyvedeny na podkladu v kontrastní barvě, nebo musí být orámovány vytečkovanou nebo plnou čarou.

- (k) Pro UN 3529:

Pokud má palivová nádrž motoru nebo stroje hydraulický vnitřní objem větší než 450 litrů, nejvýše však 1000 litrů, musí být označen na dvou protilehlých stranách podle 5.2.2.

Pokud má palivová nádrž motoru nebo stroje hydraulický vnitřní objem větší než 1000 litrů, musí být označen na dvou protilehlých stranách velkými bezpečnostními značkami. Velké bezpečnostní značky musí odpovídat bezpečnostním značkám vyžadovaným ve sloupci (5) tabulky A kapitoly 3.2 a musí být ve shodě se specifikacemi uvedenými v 5.3.1.7. Velké bezpečnostní značky musí být vyvedeny na podkladu v kontrastní barvě, nebo musí být orámovány vytečkovanou nebo plnou čarou.

- (l) Pokud palivová nádrž motoru nebo stroje obsahuje více než 1 000 l kapalných paliv, pro UN 3528 a UN 3530, nebo má palivová nádrž hydraulický vnitřní objem vyšší než 1 000 l, pro UN číslo 3529.
  - Je vyžadován přepravní doklad v souladu s 5.4.1. Tento přepravní doklad musí obsahovat následující dodatečné prohlášení "Přeprava v souladu se zvláštním ustanovením 363"
- (m) Požadavky uvedené v pokynech pro balení P005 pododdílu 4.1.4.1 ADR musí být splněny.

364 Tento předmět smí být přepravován podle ustanovení kapitoly 3.4, jestliže je kus ve stavu, jak je podáván k přepravě, schopen vyhovět při zkoušce podle Série zkoušek 6(d), části I Příručky zkoušek a kritérií, jak je stanoveno příslušným orgánem.

<sup>2</sup> Například dodržení příslušných ustanovení směrnice 2006/42/ES Evropského parlamentu a Rady ze 17. května 2006 o strojích a pozměňující směrnici 95/16/ES (Úřední věstník Evropské unie č. L 157z 9. června 2006, str. 0024-0086).

- 365 K vyrobeným nástrojům a předmětům obsahujícím rtuť viz UN číslo 3506.
- 366 Vyrobené nástroje a předměty obsahující nejvýše 1 kg rtuti nepodléhají ADN.
- 367 Pro účely dokumentace:
- Oficiální pojmenování pro přepravu „Látka pomocná k výrobě barev“ smí být použito pro zásilky kusů obsahujících „Barvu“ a „Látku pomocnou k výrobě barev“ v tomtéž kusu;
- Oficiální pojmenování pro přepravu „Látka pomocná k výrobě barev, žíravá, hořlavá“ smí být použito pro zásilky kusů obsahujících „Barvu, žíravou, hořlavou“ a „Látku pomocnou k výrobě barev, žíravou, hořlavou“ v tomtéž kusu;
- Oficiální pojmenování pro přepravu „Látka pomocná k výrobě barev, hořlavá, žíravá“ smí být použito pro zásilky kusů obsahujících „Barvu, hořlavou, žíravou“ a „Látku pomocnou k výrobě barev, hořlavou, žíravou“ v tomtéž kusu; a
- Oficiální pojmenování pro přepravu „Látka pomocná k výrobě tiskařských barev“ smí být použito pro zásilky kusů obsahujících „Barvu tiskařskou“ a „Látku pomocnou k výrobě tiskařských barev“ v tomtéž kusu.
- 368 V případě hexafluoridu uranu, jiného než štěpného nebo štěpného vyjmutého, se látka zařadí pod UN číslo 3507 nebo UN číslo 2978.
- 369 Podle odstavce 2.1.3.5.3 (a) je tato radioaktivní látka ve vyjmutém kusu, mající toxické a žíravé vlastnosti, zařazena do třídy 6.1 s vedlejšími nebezpečími radioaktivity a žíravosti.
- Hexafluorid uranu smí být zařazen pod tuto položku, jen pokud jsou splněny podmínky uvedené v 2.2.7.2.4.1.2, 2.2.7.2.4.1.5, 2.2.7.2.4.5.2 a pro vyjmuté štěpné látky v 2.2.7.2.3.5.
- Kromě ustanovení platných pro přepravu látek třídy 6.1 s vedlejšími nebezpečími žíravosti platí ustanovení uvedená v 5.1.3.2, 5.1.5.2.2, 5.1.5.4.1 (b), 7.5.11 CV33 (3.1), (5.1) až (5.4) a (6) dle ADR.
- Nevyžaduje se umístění žádné bezpečnostní značky pro třídu 7.
- 370 Tato položka se vztahuje na:
- dusičnan amonný s více než 0,2 % hořlavých látek, včetně jakékoli organické látky počítané jako uhlík, s vyloučením jakékoli přidané látky; a
  - dusičnan amonný s nejvýše 0,2 % hořlavých látek, včetně jakékoli organické látky počítané jako uhlík, s vyloučením jakékoli přidané látky, který dává pozitivní výsledek, jestliže byl odzkoušen podle série zkoušek 2 (viz *Příručku zkoušek a kritérií, část I*). Viz též UN číslo 1942.
- 371 (1) Tato položka se vztahuje také na předměty obsahující malé tlakové nádoby s vypouštěcím ventilem. Takové předměty musí splňovat následující požadavky:
- (a) Hydraulický vnitřní objem tlakové nádoby nesmí překročit 0,5 litru a provozní tlak nesmí překročit 25 barů při 15 °C;
  - (b) Minimální tlak při roztržení tlakové nádoby musí být roven nejméně čtyřnásobku tlaku plynu při 15 °C;
  - (c) Každý předmět musí být vyroben takovým způsobem, aby bylo vyloučeno neúmyslné vznícení nebo spuštění za normálních podmínek manipulace, balení, přepravy a použití. Toto může být splněno dodatečným uzamykacím zařízením spojeným s aktivátorem;
  - (d) Každý předmět musí být vyroben takovým způsobem, aby se předešlo nebezpečným rozletům tlakové nádoby nebo částí tlakové nádoby;
  - (e) Každá tlaková nádoba musí být vyrobena z materiálu, který se při jejím prasknutí nebude tříštit;
  - (f) Konstrukční typ předmětu musí být podroben zkoušce v ohni. Pro tuto zkoušku se použijí ustanovení odstavců 16.6.1.2, kromě písmene g, 16.6.1.3.1 až 16.6.1.3.6, 16.6.1.3.7 (b) a 16.6.1.3.8 Příručky zkoušek a kritérií. Musí být prokázáno, že předmět uvolňuje svůj tlak pomocí těsnění degradujícího

působením ohně nebo pomocí jiného zařízení pro vyrovnávání tlaku takovým způsobem, že se tlaková nádobka neroztříští a že předmět nebo fragmenty předmětu neodletí dále než 10 metrů;

- (g) Konstrukční typ předmětu musí být podroben následující zkoušce. Použije se stimulační mechanismus k iniciaci jednoho předmětu ve středu obalu. Nesmí dojít k nebezpečným účinkům vně kusu, jako je roztržení kusu, průnik kovových fragmentů nebo vlastní nádoby obalem.
- (2) Výrobce musí pořídit technickou dokumentaci konstrukčního typu, výroby, jakož i zkoušek a jejich výsledků. Výrobce musí použít postupy k zajištění toho, aby předměty v sériové výrobě byly vyráběny v dobré kvalitě, podle konstrukčního typu a byly schopny splnit požadavky uvedené v (1). Výrobce musí na požádání poskytnout takové informace příslušnému orgánu.
- 372 Tato položka platí pro asymetrické kondenzátory s kapacitou akumulace energie větší než 0,3 Wh. Kondenzátory s kapacitou akumulace energie 0,3 Wh nebo nižší nepodléhají ADN.

Kapacitou akumulace energie se rozumí energie zadržená kondenzátorem, jak je vypočtena podle následující rovnice:

$$Wh = 1/2 C_N (U_R^2 - U_L^2) \times (1/3600),$$

za použití jmenovité kapacitance (CN), jmenovitého napětí (UR) a jmenovité dolní meze napětí (UL).

Všechny asymetrické kondenzátory, pro něž tato položka platí, musí splňovat následující podmínky:

- (a) Kondenzátory nebo moduly musí být chráněny proti zkratu;
- (b) Kondenzátory musí být konstruovány a vyrobeny tak, aby mohl být bezpečně snížen tlak, který může narůst během jejich používání, pomocí větracího otvoru nebo slabého místa v plášti kondenzátoru. Jakákoli kapalina, která se uvolní při větrání, musí být zadržena obalem nebo zařízením, v němž je kondenzátor zabudován;
- (c) Na kondenzátorech musí být vyznačena jejich kapacita akumulace energie ve Wh; a
- (d) Kondenzátory obsahující elektrolyt splňující klasifikační kritéria kterékoli třídy nebezpečných věcí musí být konstruovány tak, aby odolaly rozdílu tlaků 95 kPa;

Kondenzátory obsahující elektrolyt, který nesplňuje klasifikační kritéria žádné třídy nebezpečných věcí, i když jsou v sestavě modulu anebo jsou zabudovány v zařízení, nepodléhají jiným ustanovením ADN.

Kondenzátory obsahující elektrolyt, který splňuje klasifikační kritéria kterékoli třídy nebezpečných věcí, s kapacitou akumulace energie 20 Wh nebo méně, i když jsou v sestavě modulu, nepodléhají jiným ustanovením ADN, pokud jsou kondenzátory schopny v nezabaleném stavu odolat při zkoušce volným pádem z výšky 1,2 metru na pevný povrch bez ztráty obsahu.

Kondenzátory obsahující elektrolyt, splňující klasifikační kritéria kterékoli třídy nebezpečných věcí, které nejsou zabudovány v zařízení a s kapacitou akumulace energie větší než 20 Wh, podléhají ustanovením ADN.

Kondenzátory zabudované v zařízení a obsahující elektrolyt, který splňuje klasifikační kritéria kterékoli třídy nebezpečných věcí, nepodléhají jiným ustanovením ADN, pokud je zařízení zabaleno v pevném vnějším obalu vyrobeném z vhodného materiálu a přiměřené pevnosti a konstrukce ve vztahu k zamýšlenému použití a takovým způsobem, aby se zamezilo náhodnému uvedení kondenzátorů do činnosti během přepravy. Velké robustní zařízení obsahující kondenzátory smí být podáno k přepravě nezabalené nebo na paletách, je-li kondenzátorům poskytována rovnocenná ochrana zařízením, v němž jsou obsaženy.

POZNÁMKA: Bez ohledu na ustanovení tohoto zvláštního ustanovení musí být nikl-uhlíkové asymetrické kondenzátory obsahující alkalické elektrolyty třídy 8 přepravovány jako UN 2795 AKUMULÁTORY (BATERIE), NAPLNĚNÉ ALKALICKÝM KAPALNÝM ELEKTROLYTEM, elektrická akumulace.

- 373 Detektory neutronového záření obsahující nestlačený plyn fluorid boritý smějí být přepravovány pod touto položkou, pokud jsou splněny následující podmínky:

- (a) Každý detektor neutronového záření musí splňovat následující podmínky:
- (i) Tlak v každém detektoru nesmí překročit 105 kPa (absolutní tlak) při 20 °C;
  - (ii) Množství plynu nesmí překročit 13 g na detektor;
  - (iii) Každý detektor musí být vyroben v registrovaném programu zajištění kvality;
- POZNÁMKA:** ISO 9001 smí být použita k tomuto účelu.
- (iv) Každý detektor neutronového záření musí být svařované kovové konstrukce s přechodovými konektory připojenými keramicko-kovovým pájením natvrdo. Tyto detektory musí mít minimální tlak při prasknutí 1800 kPa, jak je prokázáno při kvalifikační zkoušce konstrukčního typu; a
  - (v) Každý detektor musí být před naplněním odzkoušen na  $1 \times 10^{-10}$  cm<sup>3</sup>/s normy těsnosti.
- (b) Detektory neutronového záření přepravované jako samostatné komponenty musí být přepravovány následujícím způsobem:
- (i) Detektory musí být zabaleny do těsně uzavřených vložek z plastu sloužících jako meziobal, s dostatečným množstvím absorpčního nebo adsorpčního materiálu, aby absorboval nebo adsorboval celý plynný obsah;
  - (ii) Musí být zabaleny do pevného vnějšího obalu. Zkompletovaný kus musí být schopen odolat při zkoušce volným pádem z výšky 1,8 m bez jakéhokoli úniku plynného obsahu z detektorů;
  - (iii) Celkové množství plynu ze všech detektorů na vnější obal nesmí překročit 52 g.
- (c) Zkompletované systémy měření neutronového záření obsahující detektory splňující podmínky odstavce (a) musí být přepravovány následujícím způsobem:
- (i) Detektory musí být uloženy v pevném těsně uzavřeném vnějším pouzdru;
  - (ii) Pouzdro musí obsahovat dostatečné množství absorpčního nebo adsorpčního materiálu, aby absorboval nebo adsorboval celý plynný obsah;
  - (iii) Zkompletované systémy musí být zabaleny do pevných vnějších obalů schopných odolat při zkoušce volným pádem z výšky 1,8 m bez úniku obsahu, pokud vnější pouzdro systému neposkytuje rovnocennou ochranu.

Pokyn pro balení P200 v 4.1.4.1 ADR se nepoužije.

Přepavní doklad musí obsahovat tento zápis: „Doprava podle zvláštního ustanovení 373“.

Detektory neutronového záření obsahující nejvýše 1 g fluoridu boritého, včetně těch, které mají těsnění z pájeného skla, nepodléhají ustanovením ADN, pokud splňují požadavky uvedené v odstavci (a) a jsou zabaleny podle odstavce (b). Systémy měření záření obsahující takové detektory nepodléhají ustanovením ADN, pokud jsou zabaleny podle odstavce (c).

374 (Vyhrazeno)

375 Tyto látky, pokud jsou přepravovány v samostatných nebo skupinových obalech obsahujících čisté množství na samostatný nebo vnitřní obal nejvýše 5 litrů pro kapaliny nebo mající čistou (netto) hmotnost na samostatný nebo vnitřní obal nejvýše 5 kg pro tuhé látky, nepodléhají žádným jiným ustanovením ADN, za podmínky, že obaly splňují všeobecná ustanovení uvedená v 4.1.1.1, 4.1.1.2 a 4.1.1.4 až 4.1.1.8 ADR.

376 Lithium-iontové články nebo baterie a lithiové kovové články nebo baterie, které jsou identifikovány jako poškozené nebo vadné tak, že neodpovídají typu odzkoušenému podle příslušných ustanovení Příručky zkoušek a kritérií, musí vyhovovat požadavkům tohoto zvláštního ustanovení.

Pro účely tohoto zvláštního ustanovení tyto články nebo baterie smějí zahrnovat, avšak nejsou omezeny jen na:

- články nebo baterie identifikované jako vadné z bezpečnostních důvodů;
- články nebo baterie, které vykazují známky úniku kapaliny nebo plynu;
- články nebo baterie, které nemohou být diagnostikovány před přepravou; nebo
- články nebo baterie, které utrpěly fyzické nebo mechanické poškození.

POZNÁMKA: Při posuzování, zda je baterie poškozená nebo vadná, je nutno vzít v úvahu druh baterie a její předchozí používání a popřípadě nevhodné používání.

Články a baterie musí být přepravovány podle ustanovení vztahujících se na UN čísla 3090, 3091, 3480 a 3481, kromě zvláštního ustanovení 230, a jak je jinak stanoveno v tomto zvláštním ustanovení.

Kusy musí být označeny nápisem „POŠKOZENÉ/VADNÉ LITHIUM-IONTOVÉ BATERIE“ nebo „POŠKOZENÉ/VADNÉ LITHIOVÉ KOVOVÉ BATERIE“, jak je to náležité.

Články a baterie musí být baleny v soulad s pokyny pro balení P908 pododdílu 4.1.4.1 ADR nebo LP904 pododdílu 4.1.4.3 ADR, jak je to náležité.

Články a baterie, které jsou identifikovány jako poškozené nebo vadné a náchylné k rychlé demontáži, nebezpečné reakci, vzniku plamene nebo nebezpečnému vyvíjení tepla nebo nebezpečnému uvolňování toxických, žíravých nebo hořlavých plynů nebo par za normálních podmínek přepravy, musí být zabaleny a přepravovány v souladu s pokyny pro balení P911 bodu 4.1.4.1 ADR nebo LP906 bodu 4.1.4.3 ADR. Alternativní podmínky balení a / nebo přepravy mohou být povoleny příslušným orgánem kterékoli smluvní strany ADN, který smí také uznat schválení udělené příslušným orgánem země, která není smluvní stranou ADN, za předpokladu, že toto schválení bylo uděleno v souladu s postupy platnými podle RID, ADR, ADN, IMDG Code nebo Technických pokynů ICAO. V obou případech jsou články a baterie přiřazeny k přepravní kategorii 0.

Kusy musí být označeny "POŠKOZENÉ/VADNÉ LITHIUM-IONTOVÉ BATERIE" nebo "POŠKOZENÉ/VADNÉ LITHIUM-KOVOVÉ BATERIE", jak je to vhodné.

Přepravní doklad musí obsahovat následující prohlášení "Přeprava v souladu se zvláštním ustanovením 376".

V případě potřeby musí být k přepravě přiložena kopie schválení příslušného orgánu.

- 377 Lithium-iontové a lithiové kovové články a baterie a zařízení obsahující takové články a baterie přepravované k likvidaci nebo recyklaci, buď balené spolu s nelithiovými bateriemi, nebo bez nich, smějí být baleny podle pokynu pro balení P909 v 4.1.4.1 ADR.

Tyto články a baterie nepodléhají ustanovením v 2.2.9.1.7 (a) až (g).

Kusy musí být označeny nápisem „LITHIOVÉ BATERIE K LIKVIDACI“ nebo „LITHIOVÉ BATERIE K RECYKLACI“.

Identifikované poškozené nebo vadné baterie musí být přepravovány podle zvláštního ustanovení 376 a baleny podle pokynu pro balení P908 v 4.1.4.1 nebo LP904 v 4.1.4.3 ADR, jak je to náležité.

- 378 Detektory záření obsahující tento plyn v tlakových nádobách na jedno použití, které nesplňují požadavky kapitoly 6.2 a pokynu pro balení P200 pododdílu 4.1.4.1 ADR, smějí být přepravovány pod touto položkou, pokud:

- (a) provozní tlak v každé nádobě nepřekročí 50 barů;
- (b) vnitřní objem nádoby nepřekročí 12 litrů;
- (c) každá nádoba má minimální tlak při roztržení roven nejméně trojnásobku provozního tlaku, pokud je nádoba opatřena zařízením pro vyrovnávání tlaku, a nejméně čtyřnásobku provozního tlaku, pokud je nádoba bez zařízení pro vyrovnávání tlaku;
- (d) každá nádoba je vyrobena z materiálu, který se při jejím roztržení neroztrhne;
- (e) každý detektor je vyroben v registrovaném programu zajištění kvality;

**POZNÁMKA:** ISO 9001 smí být použita k tomuto účelu.

- (f) detektory jsou přepravovány v pevných vnějších obalech. Zkompletovaný kus musí být schopen odolat při zkoušce volným pádem z výšky 1,2 m bez poškození detektoru nebo prasknutí vnějšího obalu. Zařízení, které obsahuje detektor, musí být zabaleno do pevného vnějšího obalu, pokud toto samotné zařízení neposkytuje detektoru rovnocennou ochranu; a
- (g) přepravní doklad obsahuje tento zápis: „Doprava podle zvláštního ustanovení 378“.

Detektory záření, včetně detektorů v systémech měření záření, nepodléhají žádným jiným ustanovením ADN, pokud detektory splňují požadavky uvedené v odstavcích (a) až (f) výše a vnitřní objem nádoby detektoru nepřekračuje 50 ml.

- 379 Bezvodý amoniak (čpavek) adsorbovaný nebo absorbovaný v tuhé látce, obsažený v dávkovacích systémech amoniaku nebo nádobách určených k tomu, aby tvořily součást takových systémů, nepodléhají jiným ustanovením ADN, pokud jsou dodrženy následující podmínky:

- (a) Adsorpce nebo absorpce vykazuje tyto vlastnosti:
  - (i) Tlak při teplotě 20 °C v nádobě je nižší než 0,6 barů;
  - (ii) Tlak při teplotě 35 °C v nádobě je nižší než 1 bar;
  - (iii) Tlak při teplotě 85 °C v nádobě je nižší než 12 barů;
- (b) Adsorpční nebo absorpční materiál nesmí mít nebezpečné vlastnosti uvedené ve třídách 1 až 8;
- (c) Nádoba obsahuje nejvýše 10 kg amoniaku;
- (d) Nádoby obsahující adsorbovaný nebo absorbovaný amoniak musí splňovat následující podmínky:
  - (i) Nádoby musí být vyrobeny z materiálu snášenlivého s amoniakem, jak je uvedeno v normě ISO 11114-1:2012;
  - (ii) Nádoby a jejich uzávěry musí být hermeticky uzavřeny a musí být schopné zadržet vyvíjený amoniak;
  - (iii) Každá nádoba musí být schopna odolat tlaku vyvinutému při 85 °C s objemovou roztažností nejvýše 0,1 %;
  - (iv) Každá nádoba musí být vybavena prostředkem, který dovolí vypuštění plynu, jakmile tlak překročí 15 barů, bez prudkého roztržení, výbuchu nebo rozletu;
  - (v) Každá nádoba musí být schopna odolat tlaku 20 barů bez úniku obsahu, je-li zařízení pro vyrovnávání tlaku deaktivováno.

Jsou-li nádoby přepravovány v dávkovači amoniaku, musí být spojeny s dávkovačem takovým způsobem, aby bylo zaručeno, že tento celek má stejnou pevnost, jako jednotlivá nádoba.

Vlastnosti mechanické pevnosti zmíněné v tomto zvláštním ustanovení musí být vyzkoušeny za použití prototypu nádoby a/nebo dávkovače naplněné(ho) do jmenovitého vnitřního objemu zvyšováním teploty až do dosažení uvedených tlaků.

Výsledky zkoušky musí být zdokumentovány, musí být dohledatelné a musí být na požádání sděleny příslušným orgánům.

- 380 (Vyhrazeno)

- 381 (Vyhrazeno)

- 382 Polymerní kuličky mohou být vyrobeny z polystyrénu, polymethylmethakrylátu nebo jiného polymerního materiálu. Pokud může být prokázáno, že se žádná hořlavá pára vznikající v hořlavé atmosféře nevyvíjí při zkoušce U1 (Zkušební metoda pro látky uvolňující hořlavé páry) části III, pododdílu 38.4.4 Příručky zkoušek a kritérií, nemusí být polymerní kuličky, zpěňovatelné zařazeny pod toto UN číslo. Tato zkouška by se měla provádět, jen pokud se uvažuje s deklasifikací látky.“.

- 383 Míčky na stolní tenis vyrobené z celuloidu nepodléhají ustanovením ADN, jestliže čistá (netto) hmotnost každého míčku nepřekračuje 3,0 g a celková čistá (netto) hmotnost míčků nepřekračuje 500 g na kus.

- 384 (Vyhrazeno)

- 385 (Vypuštěno)

- 386 Jsou-li látky stabilizovány řízením teploty, platí ustanovení v 2.2.41.1.17, 7.1.7, zvláštní ustanovení V8 kapitoly 7.2 ADR, zvláštní ustanovení S4 kapitoly 8.5 ADR a požadavky

kapitoly 9.6 ADR. Pokud se použije chemická stabilizace, musí osoba podávající obal, IBC nebo cisternu k přepravě zajistit, že úroveň stabilizace je dostatečná, aby zabránila látce v obalu, IBC nebo cisterně v nebezpečné polymerizaci při průměrné teplotě nákladu 50 °C, nebo v případě přemístitelné cisterny 45 °C. Pokud se chemická stabilizace stane při nižších teplotách během očekávané doby trvání přepravy neúčinnou, je nutné řízení teploty. Určujícími faktory, které je při tom třeba vzít v úvahu, jsou zejména vnitřní objem a geometrický tvar obalu, IBC nebo cisterny a účinnost jakékoli existující izolace, teplota látky při jejím podávání k přepravě, doba trvání jízdy a teplotní podmínky okolí typicky se vyskytující během jízdy (též s přihlédnutím k ročnímu období), účinnost a jiné vlastnosti použitého stabilizátoru, příslušné provozní kontroly prováděné na základě předpisů (např. požadavky na ochranu před zdroji tepla, včetně jiného nákladu přepravovaného při teplotě vyšší než je teplota okolí) a jakékoli jiné relevantní faktory.

- 387 Lithiové baterie podle 2.2.9.1.7 (f) obsahující jak primární lithiové kovové články, tak i dobíjecí lithium-iontové články musí být přiřazeny k UN číslům 3090 nebo 3091, jak je to vhodné. Jsou-li takové baterie přepravovány podle zvláštního ustanovení 188, nesmí celkový obsah lithia všech lithiových kovových článků obsažených v baterii překročit 1,5 g a celková kapacita všech lithium-iontových článků obsažených v baterii nesmí překročit 10 Wh.

- 388 Položky UN 3166 se vztahují na vozidla poháněná spalovacími motory s hořlavými kapalinami nebo hořlavými plyny nebo palivovými články.

Vozidla poháněná palivovými články musí být zařazena pod UN 3166 VOZIDLO, PALIVOVÝ ČLÁNEK, POHÁNĚNÝ HOŘLAVÝ PLYNEM nebo UN 3166 VOZIDLO, PALIVOVÝ ČLÁNEK, POHÁNĚNÝ HOŘLAVOU KAPALINOU. Tyto položky zahrnují hybridní elektrická vozidla poháněná jak palivovým článkem, tak spalovacím motorem s mokřými bateriemi, sodíkovými bateriemi, lithium-kovovými bateriemi nebo lithium-iontovými bateriemi, které jsou přepravovány s instalovanou baterií(emi).

Ostatní vozidla, která obsahují spalovací motor, musí být zařazena pod UN číslo 3166 VOZIDLO, POHÁNĚNÉ HOŘLAVÝM PLYNEM nebo UN 3166 VOZIDLO, POHÁNĚNÉ HOŘLAVOU KAPALINOU, jak je to vhodné. Tyto položky zahrnují hybridní elektrická vozidla poháněná jak spalovacím motorem, tak mokřými bateriemi, sodíkovými bateriemi, lithiovými kovovými bateriemi nebo lithium-iontovými bateriemi, které jsou přepravovány s instalovanou baterií.

Je-li vozidlo poháněno spalovacím motorem s hořlavou kapalinou a hořlavým plynem, musí být zařazeno pod UN číslo 3166 VOZIDLO, POHÁNĚNÉ HOŘLAVÝM PLYNEM.

Položky UN 3171 se vztahují pouze na vozidla poháněná mokřými bateriemi, sodíkovými bateriemi, lithium-kovovými bateriemi nebo lithium-iontovými bateriemi a zařízení napájenými mokřými bateriemi nebo sodíkovými bateriemi, které jsou nainstalovány s těmito bateriemi.

Pro účely tohoto zvláštního ustanovení jsou vozidla samohybné přístroje určené k přepravě jedné nebo více osob nebo zboží. Příklady takových vozidel jsou automobily, motocykly, skútry, tříkolová a čtyřkolová vozidla nebo motocykly, nákladní automobily, lokomotivy, jízdní kola (šlapací kolo s motorem) a jiná vozidla tohoto typu (např. dopravní prostředky se samovyvažovacím zařízením nebo vozidla, která nejsou vybavená alespoň jedním sedadlem), invalidní vozíky, traktory na trávníky, zemědělské a stavební stroje s vlastním pohonem, lodě a letadla. Patří sem vozidla přepravovaná v obalu. V tomto případě mohou být některé části vozidla odpojeny od rámu, aby se vešly do obalu.

Příkladem zařízení jsou sekačky na trávu, čisticí stroje nebo modely lodí a modely letadel. Zařízení napájená lithiovými kovovými bateriemi nebo lithium-iontovými bateriemi musí být zařazena pod UN 3091 LITHIUM KOVOVÉ BATERIE OBSAŽENÉ V ZAŘÍZENÍ nebo UN 3091 LITHIUM KOVOVÉ BATERIE BALENÁ SE ZAŘÍZENÍM nebo UN 3481 LITHIUM IONTOVÉ BATERIE OBSAŽENÉ V ZAŘÍZENÍ nebo UN 3481 LITHIUM IONTOVÉ BATERIE BALENÁ SE ZAŘÍZENÍM, jak je to vhodné.

Nebezpečné věci, jako jsou baterie, airbagy, hasicí přístroje, akumulátory se stlačeným plynem, bezpečnostní zařízení a další nedílné součásti vozidla, které jsou nezbytné pro provoz vozidla nebo pro bezpečnost jeho provozovatele nebo cestujících, musí být bezpečně instalovány ve vozidle a vozidla jinak nepodléhají předpisům ADN. Lithiové baterie však musí splňovat ustanovení pododdílu 2.2.9.1.7, nestanoví-li zvláštní ustanovení 667 jinak.



Pokud je lithiová baterie instalovaná ve vozidle nebo zařízení poškozena nebo vadná, musí být vozidlo nebo zařízení přepravováno v souladu s podmínkami stanovenými ve zvláštním ustanovení 667 písm. c).

- 389 Tato položka se vztahuje pouze na nákladní dopravní (přepravní) jednotky, v nichž jsou zabudovány lithium-iontové baterie nebo lithium-kovové baterie, které jsou určeny jen pro dodávání energie mimo jednotku. Lithiové baterie musí splňovat ustanovení uvedená v 2.2.9.1.7 (a) až (g) a obsahovat potřebné systémy zabráňující přehřívání nebo nadměrnému vybití baterií.

Baterie musí být bezpečně připevněny k vnitřní konstrukci nákladní dopravní (přepravní) jednotky (např. pomocí uložení na policičky nebo do skříněk atd.) takovým způsobem, aby se zamezilo zkratům, náhodnému uvedení do činnosti a významnému relativnímu pohybu vůči nákladní dopravní (přepravní) jednotce v důsledku otřesů, namáhání a vibrací, ke kterým běžně dochází během přepravy. Nebezpečné věci potřebné k bezpečnému a řádnému provozu nákladní dopravní (přepravní) jednotky (např. systémy k hašení požáru a klimatizační systémy) musí být řádně zajištěny nebo zabudovány do nákladní dopravní (přepravní) jednotky a jinak nepodléhají ustanovením ADN. Nebezpečné věci, které nejsou potřebné k bezpečnému a řádnému provozu nákladní dopravní (přepravní) jednotky, nesmějí být v nákladní dopravní (přepravní) jednotce přepravovány.

Baterie uvnitř nákladní dopravní (přepravní) jednotky nepodléhají požadavkům na značení. Nákladní dopravní (přepravní) jednotka musí být opatřena oranžovými tabulkami podle 5.3.2.2 a velkými bezpečnostními značkami podle 5.3.1.1 na dvou protilehlých bočních stranách.

- 391 (Vyhrazeno)

- 392 Pro přepravu plynových palivových soustav, zkonstruovaných a schválených pro zabudování do motorových vozidel obsahujících tento plyn, nemusí být použita ustanovení uvedená v 4.1.4.1 a v kapitole 6.2 ADR, jsou-li přepravovány za účelem likvidace, recyklace, opravy, inspekce, údržby nebo z místa, kde byly vyrobeny, do montážního závodu vozidel za předpokladu, že jsou splněny následující podmínky:

- (a) Plynové palivové soustavy musí splňovat požadavky norem nebo předpisů pro palivové nádrže určené pro motorová vozidla, jak je to náležité. Příklady platných norem a předpisů jsou:

<b>Nádrže na LPG</b>	
Předpis EHK č. 67, revize 2	Jednotná ustanovení týkající se schvalování: I. zvláštní výbavy vozidel kategorie M a N používajících zkapalněné ropné plyny ve svém pohonném systému; II. vozidel kategorie M a N opatřených zvláštní výbavou pro používání zkapalněných ropných plynů v jejich pohonném systému s ohledem na instalaci takové výbavy
Předpis EHK č. 115	Jednotná ustanovení týkající se schvalování: I. zvláštních systémů LPG (zkapalněný ropný plyn) pro dodatečnou montáž určených k zástavbě do motorových vozidel pro použití LPG v jejich pohonném systému; II. zvláštních systémů CNG (stlačený zemní plyn) pro dodatečnou montáž určených k zástavbě do motorových vozidel pro použití CNG v jejich pohonném systému
<b>Nádrže na CNG a LNG</b>	
Předpis EHK č. 110	Jednotná ustanovení týkající se schvalování: I. zvláštních součástí motorových vozidel, která ve svém pohonném systému používají stlačený zemní plyn (CNG) a/nebo zkapalněný zemní plyn (LNG); II. vozidel s ohledem na zástavbu zvláštních součástí schváleného typu pro použití CNG a/nebo LNG k jejich pohonu
Předpis EHK č. 115	Jednotná ustanovení týkající se schvalování: I. zvláštních systémů LPG (zkapalněný ropný plyn) pro dodatečnou montáž určených k zástavbě do motorových vozidel pro použití LPG v jejich pohonném systému; II. zvláštních systémů CNG (stlačený zemní plyn) pro dodatečnou montáž určených k zástavbě do motorových vozidel pro použití CNG v jejich pohonném systému
ISO 11439:2013	Láhev na plyny – Vysokotlaké láhve na zemní plyn používaný jako palivo v motorových vozidlech

ISO 15500 – Série	Silniční vozidla – Součásti palivového systému na stlačený zemní plyn (CNG) – různé použitelné části
ANSI NGV 2	Palivové nádrže vozidel poháněných stlačeným zemním plynem
CSA B51 Část 2:2014	Řád pro kotle, tlakové nádoby a tlaková potrubí – Část 2: Požadavky na vysokotlaké láhve sloužící pro uložení paliva v motorovém vozidle
<b>Nádrže na vodík pod tlakem</b>	
Globální technický předpis (GTR) č.13	Globální technický předpis o vozidlech s pohonem vodíkem a palivovými články (ECE/TRANS/180/Add.13)
ISO/TS 15869:2009	Plynný vodík a směsi plynného vodíku – Palivové nádrže pozemních vozidel
Nařízení (ES) č. 79/2009	Nařízení (ES) č. 79/2009 Evropského parlamentu a Rady ze dne 14. ledna 2009 o schvalování typu motorových vozidel na vodíkový pohon a o změně směrnice 2007/46/ES
Nařízení (EU) č. 406/2010	Nařízení Komise (EU) č. 406/2010 z 26. dubna 2010, kterým se provádí Nařízení (ES) č. 79/2009 Evropského parlamentu a Rady ze dne 14. ledna 2009 o schvalování typu motorových vozidel na vodíkový pohon
Předpis EHK č. 134	Jednotná ustanovení pro schvalování motorových vozidel a jejich konstrukčních částí z hlediska bezpečnostních vlastností vozidel poháněných vodíkem.
CSA B51 Část 2:2014	Řád pro kotle, tlakové nádoby a tlaková potrubí – Část 2: Požadavky na vysokotlaké láhve sloužící pro uložení paliva v motorovém vozidle

Plynové nádrže zkonstruované a vyrobené podle předchozích verzí příslušných norem a předpisů pro plynové nádrže do motorových vozidel, které platily v době homologace vozidel, pro něž byly plynové nádrže zkonstruovány a vyrobeny, smějí být dále přepravovány;

- (b) Plynové palivové soustavy musí být těsné a nesmějí vykazovat žádné známky vnějšího poškození, které by mohlo zhoršit jejich bezpečnost:

**POZNÁMKA 1:** Kritéria je možno nalézt v normě ISO 11623: 2015 Plynové lahve - Konstrukce z kompozitních materiálů - Periodická kontrola a zkoušení (nebo ISO 19078:2013 Láhve na plyn – Kontrola instalace lahví a revize vysokotlakých lahví instalovaných ve vozidlech pro uložení zemního plynu používaného jako palivo v motorových vozidlech).

**POZNÁMKA 2:** Nejsou-li plynové palivové soustavy těsné, nebo jestliže jsou nadměrně naplněné nebo vykazují poškození, které by mohlo zhoršit jejich bezpečnost (např. v případě vyřazení z provozu z důvodu bezpečnosti), smějí být přepravovány jen v záchranných tlakových nádobách podle ustanovení ADN.

- (c) Je-li plynová palivová soustava vybavena dvěma nebo více ventily namontovanými za sebou, musí být tyto dva ventily uzavřeny tak, aby byly plynotěsné za normálních podmínek přepravy. Jestliže existuje pouze jeden ventil, nebo pokud pouze jeden ventil funguje, musí být všechny otvory, s výjimkou otvoru zařízení pro vyrovnávání tlaku, uzavřeny tak, aby byly plynotěsné za normálních podmínek přepravy;
- (d) Plynové palivové soustavy musí být přepravovány takovým způsobem, aby se zamezilo ucpání zařízení pro vyrovnávání tlaku nebo jakémukoli poškození ventilů a jakékoli jiné natlakované části plynových palivových sestav a nechtěnému úniku plynu za normálních podmínek přepravy. Plynová palivová soustava musí být zajištěna, aby se zamezilo jejímu sklouznutí, valení nebo pohybu ve vertikálním směru;
- (e) Ventily musí být chráněny jednou z metod popsanych v 4.1.6.8 (a) až (e) ADR.
- (f) Kromě případu, kdy jsou plynové palivové soustavy přepravovány za účelem jejich likvidace, recyklace, opravy, inspekce nebo údržby, smějí být naplněny do nejvýše 20% svého jmenovitého stupně plnění nebo jmenovitého provozního tlaku, jak je to náležité;
- (g) Bez ohledu na ustanovení kapitoly 5.2, jsou-li plynové palivové soustavy odesílány v manipulačním prostředku, smějí být značky a bezpečnostní značky umístěny na manipulačním prostředku; a

(h) Bez ohledu na ustanovení v 5.4.1.1.1 (f), smějí být informace o celkovém množství nebezpečných věcí nahrazeny následujícími informacemi:

- (i) počet plynových palivových soustav; a
- (ii) v případě zkapalněných plynů celková čistá (netto) hmotnost (kg) plynu pro každou plynovou palivovou soustavu a v případě stlačených plynů celkový hydraulický vnitřní objem (l) každé plynové palivové soustavy spolu s údajem jmenovitého provozního tlaku.

Příklady údajů v přepravním dokladu:

Příklad 1: „UN 1971 plyn zemní, stlačený, 2.1, 1 plynová palivová sestava o 50 l celkem, 200 barů“.

Příklad 2: „UN 1965 uhlovodíky plynné, směs, zkapalněná, j.n., 2.1, 3 plynové palivové sestavy, každá s 15 kg čisté (netto) hmotnosti plynu.“

393-499 (Vyhrazeno)

500 (Vypuštěno)

501 Naftalen, roztavený, viz UN 2304.

502 UN 2006 plasty na bázi nitrocelulózy, schopné samoohřevu, j.n. a UN 2002 celuloid, odpad jsou látkami třídy 4.2.

503 Pro fosfor bílý, roztavený, viz UN 2447.

504 UN 1847 sulfid draselný, hydratovaný, obsahující nejméně 30 % krystalové vody, UN 1849 sulfid sodný, hydratovaný, obsahující nejméně 30 % krystalové vody a UN 2949 hydrogensulfid sodný, obsahující nejméně 25 % krystalové vody jsou látkami třídy 8.

505 UN 2004 amid hořečnatý je látkou třídy 4.2.

506 Kovy alkalických zemin a slitiny kovů alkalických zemin v pyroforní formě jsou látkami třídy 4.2.

UN 1869 hořčík nebo slitiny hořčíku s více než 50 % hořčíku, jako hrudky, třísky nebo pásy jsou látkami třídy 4.1.

507 UN 3048 pesticidy na bázi fosfidu hliníku s přísadami zamezujícími vyvíjení toxických hořlavých plynů jsou látkami třídy 6.1.

508 UN 1871 dihydrid titanu a UN 1437 hydrid zirkonia jsou látkami třídy 4.1. UN 2870 tetrahydridoboritan hlinitý je látkou třídy 4.2.

509 UN 1908 chloritan, roztok je látkou třídy 8.

510 UN 1755 kyselina chromová, roztok je látkou třídy 8.

511 UN 1625 dusičnan rtuťnatý, UN 1627 dusičnan rtuťný a UN 2727 dusičnan thallný jsou látkami třídy 6.1. Dusičnan thoričitý, tuhý, dusičnan uranuly hexahydrát, roztok a dusičnan uranuly, tuhý jsou látkami třídy 7.

512 UN 1730 chlorid antimoničný, kapalný, UN 1731 chlorid antimoničný, roztok, UN 1732 fluorid antimoničný a UN 1733 chlorid antimonitý jsou látkami třídy 8.

513 UN 0224 azid barnatý, suchý nebo vlhčený s méně než 50 % hm. vody je látkou třídy 1. UN 1571 azid barnatý, vlhčený s nejméně 50 % hm. vody je látkou třídy 4.1. UN 1854 slitiny barya, pyroforní, jsou látkami třídy 4.2. UN 1445 chlorečnan barnatý, tuhý, UN 1446 dusičnan barnatý, UN 1447 chloristan barnatý, tuhý, UN 1448 manganistan barnatý, UN 1449 peroxid barya, UN 2719 bromičnan barnatý, UN 2741 chlornan barnatý s více než 22 % aktivního chloru, UN 3405 chlorečnan barnatý, roztok a UN 3406 chloristan barnatý, roztok jsou látkami třídy 5.1. UN 1565 kyanid barnatý a UN 1884 oxid barnatý jsou látkami třídy 6.1.

514 UN 2464 dusičnan berylnatý je látkou třídy 5.1.

- 515 UN 1581 chlorpikrin a methylbromid, směs a UN 1582 chlorpikrin a methylchlorid, směs jsou látkami třídy 2.
- 516 UN 1912 methylchlorid a dichlormethan, směs je látkou třídy 2.
- 517 UN 1690 fluorid sodný, tuhý, UN 1812 fluorid draselný, tuhý UN 2505 fluorid amonný, UN 2674 hexafluorokřemičitan sodný a UN 2856 hexafluorokřemičitan, j.n., UN 3415 fluorid sodný, roztok a UN 3422 fluorid draselný, roztok jsou látkami třídy 6.1.
- 518 UN 1463 oxid chromový, bezvodý (kyselina chromová, tuhá) je látkou třídy 5.1.
- 519 UN 1048 bromovodík, bezvodý, je látkou třídy 2.
- 520 UN 1050 chlorovodík, bezvodý, je látkou třídy 2.
- 521 Tuhé chloritany a chlornany jsou látkami třídy 5.1.
- 522 UN 1873 kyselina chloristá, vodný roztok s více než 50 % hm., ale nejvýše 72 % hm. Čisté kyseliny, je látkou třídy 5.1. Kyselina chloristá, vodný roztok s více než 72 % hm. Čisté kyseliny, nebo směsi kyseliny chloristé s jinými kapalinami než vodou nejsou připuštěny k přepravě.
- 523 UN 1382 sulfid draselný, bezvodý a UN 1385 sulfid sodný, bezvodý, jakož i jejich hydráty s méně než 30 % krystalové vody, a UN 2318 hydrogensulfid sodný s méně než 25 % krystalové vody jsou látkami třídy 4.2.
- 524 UN 2858 hotové výrobky ze zirkonia s tloušťkou nejméně 18 µm jsou látkami třídy 4.1.
- 525 Roztoky anorganických kyanidů s celkovým obsahem iontů kyanidu vyšším než 30 % jsou přiřazeny k obalové skupině I, roztoky s celkovým obsahem iontů kyanidu vyšším než 3 %, nejvýše však 30 %, jsou přiřazeny k obalové skupině II a roztoky s celkovým obsahem iontů kyanidu vyšším než 0,3 %, nejvýše však 3 %, jsou přiřazeny k obalové skupině III.
- 526 UN 2000 celuloid je přiřazen ke třídě 4.1.
- 527 (Vyhrazeno)
- 528 UN 1353 vlákna nebo tkaniny impregnované slabě nitrovanou celulózu, neschopné samoohřevu, jsou látkami třídy 4.1.
- 529 UN 0135 fulminát rtuťnatý vlhčený nejméně 20 % hm. vody nebo směsi alkohol/ voda je látkou třídy 1. Chlorid rtuťný (kalomel) je látkou třídy 6.1 (UN číslo 2025).
- 530 UN 3293 hydrazin, vodný roztok s nejvýše 37 % hm. hydrazinu je látkou třídy 6.1.
- 531 Směsi s bodem vzplanutí pod 23 °C, které obsahují více než 55 % nitrocelulózy s libovolným obsahem dusíku, nebo nejvýše 55 % nitrocelulózy s obsahem dusíku vyšším než 12,6 % (v suché hmotě) jsou látkami třídy 1 (viz UN číslo 0340 nebo 0342) nebo třídy 4.1. (UN čísel 2555, 2556 nebo 2557)
- 532 UN 2672 amoniak (čpavek), roztok s více než 10 %, ale nejvýše 35 % amoniaku je látkou třídy 8.
- 533 UN 1198 formaldehyd, roztok, hořlavý je látkou třídy 3. Formaldehydové roztoky, nehořlavé, obsahující méně než 25 % formaldehydu nepodléhají předpisům ADN.
- 534 Ačkoliv benzin může mít za určitých klimatických podmínek tenzi par při 50 °C větší než 110 kPa (1,10 bar), nejvýše však 150 kPa (1,50 bar), musí zůstat zařazen jako látka, která má při 50°C tenzi par nejvýše 110 kPa (1,10 bar).
- 535 UN 1469 dusičnan olovnatý, UN 1470 chloristan olovnatý, tuhý a UN 3408 chloristan olovnatý, roztok jsou látkami třídy 5.1.
- 536 Pro naftalen, tuhý, viz UN 1334.
- 537 UN 2869 chlorid titanitý, směs, nesamozápalná je látkou třídy 8.
- 538 Pro síru (v tuhém stavu), viz UN 1350.

- 539 Roztoky isokyanátů s bodem vzplanutí 230 °C nebo vyšším jsou látkami třídy 6.1.
- 540 UN 1326 prášek hafniový, vlhčený, UN 1352 prášek titanový, vlhčený nebo UN 1358 prášek zirkoniový, vlhčený, s nejméně 25 % vody, jsou látkami třídy 4.1.
- 541 Směsi nitrocelulózy, jejichž obsah vody, alkoholu nebo plastifikačních činidel je nižší než předepsané mezní hodnoty, jsou látkami třídy 1.
- 542 Talek (masek) s tremolitem a/nebo aktinolitem je látkou spadající pod tuto položku.
- 543 UN 1005 amoniak (čpavek), bezvodý, UN 3318 amoniak (čpavek), roztok s více než 50 % amoniaku a UN 2073 amoniak (čpavek), roztok s více než 35 %, avšak nejvýše 50 % amoniaku, jsou látky třídy 2. Roztoky amoniaku (čpavku) s nejvýše 10 % amoniaku nepodléhají předpisům ADN.
- 544 UN 1032 dimethylamin, bezvodý, UN 1036 ethylamin, UN 1061 methylamin, bezvodý a UN 1083 trimethylamin, bezvodý, jsou látkami třídy 2.
- 545 UN 0401 sulfid dipikrylu, vlhčený, s méně než 10 % hm. vody je látkou třídy 1.
- 546 UN 2009 zirkonium, suché, hotové plechy, pásy nebo stočený drát, o tloušťce menší než 18 µm, je látkou třídy 4.2. Zirkonium, suché, hotové plechy, pásy nebo stočený drát, o tloušťce nejméně 254 µm, nepodléhá předpisům ADN.
- 547 UN 2210 maneb nebo UN 2210 maneb, přípravky, ve formě schopné samoohřevu jsou látkami třídy 4.2.
- 548 Chlorsilany, které ve styku s vodou vyvíjejí hořlavé plyny, jsou látkami třídy 4.3.
- 549 Chlorsilany s bodem vzplanutí pod 23 °C, které ve styku s vodou nevyvíjejí žádné hořlavé plyny, jsou látkami třídy 3. Chlorsilany s bodem vzplanutí 23 °C nebo vyšším, které ve styku s vodou nevyvíjejí žádné hořlavé plyny, jsou látkami třídy 8.
- 550 UN 1323 cer, desky, pruty nebo tyče, je látkou třídy 4.1.
- 551 Roztoky těchto isokyanátů s bodem vzplanutí pod 23 °C jsou látkami třídy 3.
- 552 Kovy a slitiny kovů v práškové nebo jiné hořlavé formě, které jsou samozápalné, jsou látkami třídy 4.2. Kovy a slitiny v práškové nebo jiné hořlavé formě, které ve styku s vodou vyvíjejí hořlavé plyny, jsou látkami třídy 4.3.
- 553 Tato směs peroxidu vodíku a kyseliny peroctové nesmí při laboratorních zkouškách (viz Příručku zkoušek a kritérií, část II, oddíl 20) vybuchnout v kavitovaném stavu, ani deflagrovat a nesmí rovněž reagovat na zahřívání v uzavřeném prostoru, ani mít výbušnou sílu. Tento přípravek musí být tepelně stabilní (teplota samourychlujícího se rozkladu 60 °C nebo vyšší pro kus o hmotnosti 50 kg) a musí obsahovat jako prostředek k znečistivění kapalinu, která se snáší s kyselinou peroctovou. Přípravky, které neodpovídají těmto kritériím, se považují za látky třídy 5.2 [viz Příručku zkoušek a kritérií, část II, odstavec 20.4.3 g)].
- 554 Hydridy kovů, které ve styku s vodou vyvíjejí hořlavé plyny, jsou látkami třídy 4.3. UN 2870 tetrahydridoboritan hlinitý nebo UN 2870 tetrahydridoboritan hlinitý v přístrojích je látkou třídy 4.2.
- 555 Prach a prášek kovů, netoxické, v nesamozápalné formě, které však ve styku s vodou vyvíjejí hořlavé plyny, jsou látkami třídy 4.3.
- 556 Organokovové sloučeniny a jejich roztoky, které jsou samozápalné, jsou látkami třídy 4.2. Hořlavé roztoky obsahující organokovové sloučeniny v takových koncentracích, že ve styku s vodou nevyvíjejí hořlavé plyny v nebezpečných množstvích, ani nejsou samozápalné, jsou látkami třídy 3.
- 557 Prach a prášek kovů v pyroforní formě jsou látkami třídy 4.2.
- 558 Kovy a slitiny kovů v pyroforní formě jsou látkami třídy 4.2. Kovy a slitiny kovů, které ve styku s vodou nevyvíjejí žádné hořlavé plyny, nejsou pyroforní ani schopné samoohřevu, ale snadno se zapálí, jsou látkami třídy 4.1.
- 559 (Vypuštěno)

- 560 Látka zahřátá, kapalná, j.n. přepravovaná při teplotě nejméně 100 °C (včetně roztavených kovů a roztavených solí) nebo látka s bodem vzplanutí, při teplotě pod jejím bodem vzplanutí, je látkou třídy 9 (UN číslo 3257).
- 561 Chlorformiáty s převažujícími žíravými vlastnostmi jsou látkami třídy 8.
- 562 Samozápalné organokovové sloučeniny jsou látkami třídy 4.2. Organokovové sloučeniny, hořlavé, reagující s vodou jsou látkami třídy 4.3.
- 563 UN 1905 kyselina selenová je látkou třídy 8.
- 564 UN 2443 trichlorid vanadydu, UN 2444 chlorid vanadičitý a UN 2475 chlorid vanaditý jsou látkami třídy 8.
- 565 K této položce jsou přiřazeny nespecifikované odpady, které pocházejí z lékařských/veterinárních ošetření lidí/zvířat nebo z biologického výzkumu, u kterých je malá pravděpodobnost, že obsahují látky třídy 6.2. Dekontaminované klinické odpady nebo odpady pocházející z biologického výzkumu, které dříve obsahovaly infekční látky, nepodléhají předpisům třídy 6.2.
- 566 UN 2030 hydrazin, vodný roztok s více než 37 % hm. hydrazinu je látkou třídy 8.
- 567 (Vypuštěno)
- 568 Azid barnatý s obsahem vody pod předepsanou mezní hodnotou je látkou třídy 1, UN čísla 0224.
- 569 – 579 (Vyhrazeno)
- 580 (Vypuštěno)
- 581 Tato položka zahrnuje směsi propadienu a 1 až 4 % methylacetyleny, jakož i následující směsi:

Směs	Obsah, % objemu			Dovolený technický název v 5.4.1.1
	Methylacetylen a propadien, nejvýše	Propan a propylen, nejvýše	Nasycené uhlovodíky C4 nejméně	
P1	63	24	14	„Směs P1“
P2	48	50	5	„Směs P2“

- 582 Tato položka zahrnuje mimo jiné směsi plynů označené písmenem R..., s následujícími vlastnostmi:

Směs	Maximální tenze par při 70 °C (MPa)	Minimální hustota při 50 °C (kg/l)	Dovolený technický název pro účely 5.4.1.1
F1	1,3	1,30	„Směs F1“
F2	1,9	1,21	„Směs F2“
F3	3,0	1,09	„Směs F3“

**POZNÁMKA 1:** Trichlorfluormethan (chladicí plyn R11), 1,1,2-trichlor-1,2,2-trifluorethan (chladicí plyn R113), 1,1,1-trichlor-2,2,2-trifluorethan (chladicí plyn R113a), 1-chlor-1,2,2-trifluorethan (chladicí plyn R133) a 1-chlor-1,1,2-trifluorethan (chladicí plyn R133b) nejsou látkami třídy 2. Mohou však být součástí směsí F1 až F3.

**POZNÁMKA 2:** Referenční hustoty odpovídají hustotám dichlorfluormethanu (1,30 kg/l), dichlordifluormethanu (1,21 kg/l) a chlordinfluormethanu (1,09 kg/l).

583 Tato položka zahrnuje mimo jiné směsi plynů s následujícími vlastnostmi:

<b>Směs</b>	<b>Maximální tenze par při 70 °C (MPa)</b>	<b>Minimální hustota při 50 °C (kg/l)</b>	<b>Dovolený technický název <sup>a</sup> pro účely 5.4.1.1</b>
<b>A</b>	<b>1,1</b>	<b>0,525</b>	<b>„Směs A“ nebo „Butan“</b>
<b>A01</b>	<b>1,6</b>	<b>0,516</b>	<b>„Směs A01“ nebo „Butan“</b>
<b>A02</b>	<b>1,6</b>	<b>0,505</b>	<b>„Směs A02“ nebo „Butan“</b>
<b>A0</b>	<b>1,6</b>	<b>0,495</b>	<b>„Směs A0“ nebo „Butan“</b>
<b>A1</b>	<b>2,1</b>	<b>0,485</b>	<b>„Směs A1“</b>
<b>B1</b>	<b>2,6</b>	<b>0,474</b>	<b>„Směs B1“</b>
<b>B2</b>	<b>2,6</b>	<b>0,463</b>	<b>„Směs B2“</b>
<b>B</b>	<b>2,6</b>	<b>0,450</b>	<b>„Směs B“</b>
<b>C</b>	<b>3,1</b>	<b>0,440</b>	<b>„Směs C“ nebo „Propan“</b>

<sup>a</sup> Pro přepravu v cisternách smějí být obchodní názvy „Butan“ nebo „Propan“ používány jen jako doplněk.

584 Tento plyn nepodléhá předpisům ADN, jestliže:

- obsahuje nejvýše 0,5 % vzduchu v plynném stavu;
- je obsažen v kovových kapslích (sodors, sparklets), které jsou bez vad snižujících jejich pevnost;
- je zaručena těsnost uzávěrů kapslí;
- jedna kapsle obsahuje nejvýše 25 g tohoto plynu;
- jedna kapsle obsahuje nejvýše 0,75 g tohoto plynu na cm<sup>3</sup> vnitřního objemu.

585 (Vypuštěno)

586 Prášky hafnia, titanu a zirkonia musí obsahovat viditelný přebytek vody. Prášky hafnia, titanu a zirkonia, navlhčené, mechanicky vyrobené, s velikostí částic nejmeně 53 µm, nebo chemicky vyrobené, s velikostí částic nejmeně 840 µm, nepodléhají předpisům ADN.

587 Baryumstearát a titaničitan barnatý nepodléhají předpisům ADN.

588 Bromid hlinitý a chlorid hlinitý v tuhé hydratované formě nepodléhají předpisům ADN.

589 (Vypuštěno)

590 Chlorid železitý, hexahydrát nepodléhá předpisům ADN.

591 Síran olovnatý s nejvýše 3 % volné kyseliny nepodléhá předpisům ADN.

592 Prázdné obaly, včetně prázdných IBC a prázdných velkých obalů, prázdná cisternová vozidla, prázdné snímatelné cisterny, prázdné přemístitelné cisterny, prázdné cisternové kontejnery a prázdné malé kontejnery, nevyčištěné, které obsahovaly tuto látku, nepodléhají předpisům ADN.

593 Tento plyn, který je určen ke chlazení např. lékařských nebo biologických vzorků, nepodléhá předpisům ADN, je-li obsažen ve dvoustěnných nádobách, které odpovídají ustanovením pododdílu 4.1.4.1 ADR, pokynu pro balení P 203, odstavci (6) pro otevřené kryogenní nádoby, pokud není stanoveno jinak v 5.5.3.

594 Následující předměty, vyrobené a naplněné podle předpisů platných v zemi výroby, nepodléhají ustanovením ADN:

- (a) UN 1044 hasicí přístroje vybavené ochranou proti nechtěnému uvedení do činnosti:
  - jsou-li zabaleny v pevném vnějším obalu; nebo
  - jde-li o velké hasicí přístroje, které splňují požadavky zvláštního ustanovení pro balení PP91 pokynu pro balení P003 v 4.1.4.1 ADR;
- (b) UN 3164 předměty pod pneumatickým nebo hydraulickým tlakem, které jsou konstruovány tak, aby vydržely větší namáhání, než je vnitřní tlak plynu na základě přenosu síly, strukturální pevnosti nebo konstrukce, když jsou zabaleny v pevném vnějším obalu.

**POZNÁMKA:** „Předpisy platné v zemi výroby“ znamená předpisy platné v zemi výroby nebo předpisy platné v zemi používání.

- 596 Kadmiová barviva, jako sulfidy kadmia, sulfoselenidy kadmia a kadmiové soli vyšších mastných kyselin (např. kadmiumstearát) nepodléhají předpisům ADN.
- 597 Kyselina octová, roztoky s nejvýše 10 % hm. čisté kyseliny nepodléhají předpisům ADN.
- 598 Následující předměty nepodléhají předpisům ADN:
- (a) Nové akumulátory, jestliže:
    - jsou zajištěny proti posunu, pádu a poškození;
    - jsou opatřeny zařízením na přenášení, ledaže by byly stohovány, např. na paletách;
    - nevykazují na vnější straně nebezpečné stopy louhů nebo kyselin;
    - jsou chráněny proti zkratům.
  - (b) Použité akumulátory, jestliže:
    - jejich skříně nevykazují žádné poškození;
    - jsou zajištěny proti netěsnosti, posunu, pádu a poškození, např. stohováním na paletách;
    - nevykazují na vnější straně nebezpečné stopy louhů nebo kyselin;
    - jsou chráněny proti zkratům.
- “Použité akumulátory“ jsou takové, které jsou přepravovány za účelem recyklace po normálním používání.
- 599 (Vypuštěno)
- 600 Oxid vanadičný, roztavený a ztuhlý, nepodléhá předpisům ADN.
- 601 Farmaceutické výrobky (léky) připravené k použití, které jsou látkami vyrobenými a zabalenými pro maloobchodní prodej nebo pro distribuci pro osobní potřebu nebo pro domácnost, nepodléhají předpisům ADN.
- 602 Sulfid fosforu obsahující žlutý nebo bílý fosfor nejsou připuštěny k přepravě.
- 603 Kyanovodík, bezvodý, který neodpovídá popisu pro UN číslo 1051 nebo UN číslo 1614, není připuštěn k přepravě. Kyanovodík (kyselina kyanovodíková) s méně než 3 % vody je stabilní, jestliže jeho hodnota pH činí  $2,5 \pm 0,5$  a kapalina je čirá a bezbarvá.
- 604 – 606 (Vypuštěno)
- 607 Směsi dusičnanu draselného a dusitanu sodného se solí amonnou nejsou připuštěny k přepravě.
- 608 (Vypuštěno)
- 609 Tetranitromethan, který obsahuje hořlavé nečistoty, není připuštěn k přepravě.
- 610 Tato látka není připuštěna k přepravě, jestliže obsahuje více než 45 % kyanovodíku.
- 611 Dusičnan amonný s více než 0,2 % hořlavých látek (včetně organických látek jako ekvivalentů uhlíku) není připuštěn k přepravě, ledaže je součástí látek nebo předmětů třídy 1.
- 612 (Vyhrazeno)
- 613 Roztok kyseliny chlorečné s více než 10 % kyseliny chlorečné a směsi kyseliny chlorečné s jakoukoli kapalinou kromě vody nejsou k přepravě připuštěny.
- 614 2,3,7,8 - tetrachlordibenzo-p-dioxin (TCDD) v koncentracích považovaných podle kritérií pododdílu 2.2.61.1 za velmi toxické není připuštěn k přepravě.
- 615 (Vyhrazeno)



- 616 Látky obsahující více než 40 % kapalných esterů kyseliny dusičné musí vyhovět při zkoušce na výpotek, uvedené v oddílu 2.3.1.
- 617 Dodatečně k typu trhaviny je nutno uvést na kuse obchodní název dotyčné trhaviny.
- 618 V nádobách s 1,2 butadienem nesmí obsah kyslíku v plynné fázi překročit 50 ml/m<sup>3</sup>.
- 619-622 (Vyhrazeno)
- 623 UN 1829 oxid sírový musí být stabilizován přidáním inhibitorů. Oxid sírový, čistoty nejméně 99,95 %, smí být přepravován bez inhibitoru v cisternách, za podmínky, že jeho teplota je udržována na nejméně 32,5 °C. Při přepravě této látky v cisterně při teplotě nejméně 32,5 °C musí být v přepravním dokladu zápis "Přeprava při nejnižší teplotě produktu 32,5 °C".
- 625 Kusy obsahující tyto předměty musí být zřetelně označeny nápisem "UN 1950 AEROSOLY".
- 626-631 (Vyhrazeno)
- 632 Tato látka se považuje za samozápalnou (pyroforní).
- 633 Kusy a malé kontejnery s touto látkou musí být opatřeny následující značkou: "Udržovat vzdálenost od zápalných zdrojů". Tato značka musí být v uvedena v úředním jazyce země odeslání a kromě toho, jestliže tento jazyk není anglický, francouzský ani německý, také v anglickém, francouzském nebo německém jazyce, pokud případné dohody uzavřené mezi státy dotčenými přepravou nestanoví něco jiného.
- 635 Kusy obsahující tyto předměty musí být opatřeny bezpečnostní značkou podle vzoru č. 9 pouze tehdy, jestliže jsou předměty plně uzavřeny v obalu, v latění nebo jiných prostředcích, které brání rychlé identifikaci těchto předmětů.
- 636 Až do mezilehlého zpracovatelského objektu, lithiové články a baterie o celkové (brutto) hmotnosti nejvýše 500 g na každý článek nebo baterii nebo lithium-iontové články s watt hodinovou zatížitelností nejvýše 20 Wh, lithium-iontové baterie s watt hodinovou zatížitelností nejvýše 100 Wh, lithiové kovové články s obsahem lithia nejvýše 1 g a lithiové kovové baterie s celkovým obsahem lithia nejvýše 2 g, neobsažené v zařízení, shromážděné a podávané k přepravě za účelem jejich třídění, likvidace nebo recyklace, spolu s jinými nelithiovými články nebo bateriemi nebo bez nich, nepodléhají jiným ustanovením ADN, včetně zvláštního ustanovení 376 a 2.2.9.1.7, pokud splňují následující podmínky:
- (a) Články a baterie jsou baleny podle pokynu pro balení P909 pododdílu 4.1.4.1 ADR s výjimkou dodatečných požadavků 1 a 2;
- (b) Je zaveden systém zajištění kvality, který zabezpečuje, že celkové množství lithiových článků a baterií na jednu dopravní jednotku nepřesáhne 333 kg;
- POZNÁMKA:** Celkové množství lithiových článků a baterií ve smíšeném nákladu může být stanoveno pomocí statistické metody zahrnuté do systému zajištění kvality. Kopie záznamů ze zajištění kvality musí být na požádání poskytnuta příslušnému orgánu.
- (c) kusy jsou označeny nápisem "LITHIOVÉ BATERIE K LIKVIDACI" nebo "LITHIOVÉ BATERIE K RECYKLACI" jak je to vhodné.
- 637 Geneticky změněné mikroorganismy jsou takové, které nejsou nebezpečné pro člověka ani zvířata, které by však mohly zvířata, rostliny, mikrobiologické látky a ekosystémy změnit způsobem, který se nemůže v přírodě vyskytovat. Geneticky změněné mikroorganismy, pro které bylo uděleno povolení k volnému nasazení do životního prostředí<sup>3</sup>, nepodléhají předpisům třídy 9.
- Živých obratlovců ani bezobratlých živočichů nesmí být použito k tomu, aby přepravovali látky přiřazené pod toto UN číslo, ledaže by tyto látky nemohly být přepraveny jiným způsobem.

3

Viz zejména díl C směrnice Evropského parlamentu a Rady 2001/18/ES o záměrném uvolňování geneticky modifikovaných organismů do životního prostředí a o zrušení směrnice Rady 90/220/EHS (Úřední věstník Evropských společenství č. L 106 ze 17. dubna 2001, str. 1), v němž je stanoven schvalovací postup pro Evropská společenství.

Pro přepravu snadno zkazitelných látek pod tímto UN číslem je nutno udat patřičné informace, např. "Chladit na + 2°C/+4°C" nebo "Přeppravovat ve zmrzlém stavu" nebo "Nenechat zmrznout".

- 638 Tyto látky jsou příbuzné samovolně se rozkládajícím látkám (viz 2.2.41.1.19).
- 639 Viz pododdíl 2.2.2.3, klasifikační kód 2 F, UN 1965, poznámku 2.
- 640 Fyzikální a technické vlastnosti uvedené ve sloupci (2) tabulky A kapitoly 3.2 určují různé kódy cisteren pro přepravu látek téže obalové skupiny v cisternách odpovídajících kapitole 6.8 RID nebo ADR.

K identifikaci těchto fyzikálních a technických vlastností látky přepravované v cisterně je nutno údaje vyžadované v přepravním dokladu doplnit pouze v případě přepravy v cisternách odpovídajících kapitole 6.8 ADR nebo RID takto:

**„Zvláštní ustanovení 640X“**, kde „X“ je příslušné velké písmeno, které je uvedeno za odkazem na zvláštní ustanovení 640 ve sloupci (6) tabulky A kapitoly 3.2.

Od těchto doplňkových údajů je však možno upustit v případě přepravy v typu cisterny, který pro látky určité obalové skupiny určitého UN čísla splňuje alespoň nejpřísnější požadavky.

- 643 Lítý asfalt nepodléhá předpisům platným pro třídu 9.
- 644 Přeprava této látky je dovolena za podmínky, že:
- hodnota pH naměřená v 10 % vodném roztoku přepravované látky je mezi 5 a 7;
  - roztok neobsahuje hořlavé látky v množství větším než 0,2 % nebo sloučeniny chloru v takovém množství, že obsah chloru překročí 0,02 %.
- 645 Klasifikační kód uvedený ve sloupci (3b) tabulky A kapitoly 3.2 se smí použít jen se souhlasem příslušného orgánu smluvní strany ADN uděleným před přepravou. Schválení musí být vydáno písemně jako osvědčení o schválení klasifikace (viz 5.4.1.2.1 (g)) a musí být obdrženo jediné jednací číslo. Je-li přiřazení k podtřídě provedeno podle postupu uvedeného v 2.2.1.1.7.2, může příslušný orgán požadovat, aby byla nedostatečná klasifikace ověřena na základě údajů získaných ze zkoušek série 6 Příručky zkoušek a kritérií, části I, oddílu 16.
- 646 Uhlí vyrobené parním aktivizačním procesem nepodléhá předpisům ADN.
- 647 Přeprava octa a kyseliny octové potravinářské kvality s nejvýše 25 % hm. čisté kyseliny podléhá pouze těmto požadavkům:
- (a) Obaly, včetně IBC a velkých obalů, a cisterny musí být vyrobeny z nerezové oceli nebo z plastu, který je trvale odolný proti žíravosti octa/kyseliny octové potravinářské kvality.
  - (b) Obaly, včetně IBC a velkých obalů, a cisterny musí jejich vlastník podrobit nejméně jednou ročně vizuální inspekci. Výsledky inspekci musí být zaznamenány a záznamy uchovávány nejméně jeden rok. Poškozené obaly, včetně IBC a velkých obalů, a cisterny nesmějí být naplněny.
  - (c) Obaly, včetně IBC a velkých obalů, a cisterny musí být plněny tak, aby produkt nepřetekl a neulpěl na vnějším povrchu.
  - (d) Těsnění a uzávěry musí být odolné proti octu/kyselině octové potravinářské kvality. Obaly, včetně IBC a velkých obalů, a cisterny musí být hermeticky utěsněny baličem nebo plničem tak, aby za normálních podmínek přepravy nedošlo k úniku.
  - (e) Smějí se používat skupinové obaly s vnitřními obaly ze skla nebo plastu (viz pokyn pro balení P001 v 4.1.4.1 ADR), které splňují všeobecná ustanovení pro balení v pododdílech 4.1.1.1, 4.1.1.2, 4.1.1.4, 4.1.1.5, 4.1.1.6, 4.1.1.7 a 4.1.1.8 ADR.
- Ostatní ustanovení ADN se nepoužijí.
- 648 Předměty napuštěné tímto pesticidem, jako jsou lepenkové podložky, papírové proužky, kuličky vaty, plastové fólie, v hermeticky uzavřených obalech nepodléhají ustanovením ADN.
- 649 (Vypuštěno)

- 650 Odpady sestávající ze zbytků obalů, ztuhlých a kapalných zbytků barev mohou být přepravovány za podmínek obalové skupiny II. Kromě ustanovení UN 1263, obalové skupiny II mohou být odpady baleny a přepravovány také za těchto podmínek:
- (a) Odpady mohou být baleny podle pokynu pro balení P002 pododdílu 4.1.4.1 ADR nebo pokynu pro balení IBC06 pododdílu 4.1.4.2 ADR;
  - (b) Odpady mohou být baleny do flexibilních IBC typů 13H3, 13H4 a 13H5 v přepravních obalových souborech s plnými stěnami;
  - (c) Zkoušení obalů a IBC uvedených pod písmeny (a) nebo (b) se může provádět podle ustanovení kapitol 6.1, popřípadě 6.5 ADR, pro tuhé látky na úrovni parametrů obalové skupiny II;  
  
Zkoušky musí být provedeny na obalech a IBC naplněných reprezentativním vzorkem odpadů, jak jsou připraveny k přepravě;
  - (d) Přeprava ve volně loženém stavu je povolena v železničních vozech s plachtou, železničních vozech s otevíratelnou střechou/vozidlech s plachtou, uzavřených kontejnerech nebo velkých kontejnerech s plachtou, vesměs plnostěnných. Železniční vozy, kontejnery nebo nástavba vozidel musí být těsné nebo musí být utěsněny, např. pomocí vhodného a dostatečně pevného vnitřního vyložení;
  - (e) Jsou-li odpady přepravovány za podmínek tohoto zvláštního ustanovení, musí být podle 5.4.1.1.3 deklarovány v přepravním dokladu takto:  
  
„UN 1263 ODPAD BARVA, 3, II“, nebo  
  
„UN 1263 ODPAD BARVA, 3, OS II“.
- 651 Zvláštní ustanovení V2 (1) ADR platí jen pro čistý obsah výbušné látky větší než 3 000 kg (4 000 kg s přívěsem).
- 652 (Vyhrazeno)
- 653 Přeprava tohoto plynu v lahvích majících součin zkušebního tlaku a vnitřního objemu nejvýše 15,2 MPa.litr (152 bar.litr) nepodléhá ostatním ustanovením ADN, jsou-li splněny tyto podmínky:
- Ustanovení pro výrobu a zkoušení lahví jsou dodržena;
  - Láhve jsou zabaleny do vnějších obalů, které splňují alespoň požadavky části 4 pro skupinové obaly. Všeobecná ustanovení pro balení v 4.1.1.1, 4.1.1.2 a 4.1.1.5 až 4.1.1.7 ADR musí být dodržena;
  - Láhve nejsou baleny společně s jinými nebezpečnými věcmi;
  - Celková (brutto) hmotnost kusu nepřekračuje 30 kg; a
  - Každý kus je zřetelně a trvanlivě označen nápisem „UN 1006“ pro argon, stlačený, „UN 1013“ pro oxid uhličitý, „UN 1046“ pro helium, stlačené nebo „UN 1066“ pro dusík, stlačený. Tato značka musí být umístěna ve čtverci postaveném na vrchol, který je ohraničen čarou o rozměrech nejméně 100 x 100 mm.
- 654 Odpadové zapalovače shromažďované jednotlivě a zasílané podle 5.4.1.1.3 smějí být přepravovány pod touto položkou za účelem likvidace. Nemusí být chráněny proti neúmyslnému vyprázdnění za podmínky, že jsou učiněna opatření, aby se zamezilo nebezpečnému nárůstu tlaku a nebezpečné atmosféře.
- Odpadové zapalovače, s výjimkou těch, které jsou netěsné nebo silně deformované, musí být baleny podle pokynu pro balení P003 ADR. Kromě toho platí následující ustanovení:
- musí se používat jen tuhé obaly o maximálním vnitřním objemu 60 litrů;
  - obaly musí být naplněny vodou nebo jakýmkoli jiným vhodným ochranným materiálem, aby se předešlo zapálení;
  - za normálních podmínek přepravy musí být všechna zažehovací zařízení zapalovačů plně pokryta ochranným materiálem;
  - obaly musí být dostatečně odvětrávány, aby se předešlo vytvoření hořlavé atmosféry a nárůstu tlaku;

- kusy musí být přepravovány jen v odvětrávaných nebo nekrytých vozidlech nebo kontejnerech.

Netěsné nebo silně deformované zapalovače musí být přepravovány v záchranných obalech za podmínky, že jsou učiněna vhodná opatření k tomu, aby nedošlo k nebezpečnému nárůstu tlaku.

**POZNÁMKA:** Na odpadové zapalovače se nevztahuje zvláštní ustanovení 201 ani zvláštní ustanovení pro balení PP84 a RR5 pokynu pro balení P002 v 4.1.4.1. ADR

- 655 Láhve a jejich uzávěry zkonstruované, vyrobené, schválené a značené podle směrnice směrnice 97/23/EC4 nebo směrnice 2014/68/EU5 a používané pro dýchací přístroje smějí být přepravovány, aniž by odpovídaly kapitole 6.2 ADR, za podmínky, že jsou podrobovány inspekcím a zkouškám uvedeným v 6.2.1.6.1 ADR a interval mezi zkouškami uvedený v pokynu pro balení P200 v pododdílu 4.1.4.1 ADR není překročen. Tlak používaný při hydraulické tlakové zkoušce je tlak vyznačený na láhvi podle směrnice 97/23/ES4 nebo směrnice 2014/68/EU5.
- 656 (Vypuštěno)
- 657 Tato položka se použije jen pro technicky čistou látku; ke směsím komponent LPG viz UN číslo 1965 nebo viz UN číslo 1075 ve spojení s POZNÁMKOU 2 v 2.2.2.3.
- 658 UN číslo 1057 ZAPALOVAČE vyhovující normě EN ISO 9994:2006 + A1:2008 „Zapalovače – Bezpečnostní specifikace“ a UN číslo 1057 NÁDOBKY S NÁPLNÍ DO ZAPALOVAČŮ smějí být přepravovány jen za dodržení ustanovení uvedených v 3.4.1 (a) až (f), 3.4.2 (s výjimkou celkové (brutto) hmotnosti 30 kg), 3.4.3 (s výjimkou celkové (brutto) hmotnosti 20 kg), 3.4.11 a 3.4.12, pokud jsou dodrženy následující podmínky:
- (a) celková (brutto) hmotnost každého kusu je nejvýše 10 kg;
  - (b) Ve vozidle nebo velkém kontejneru je přepravováno nejvýše 100 kg celkové (brutto) hmotnosti takových kusů; a
  - (c) každý vnější obal je zřetelně a trvanlivě označen nápisem „UN 1057 ZAPALOVAČE“ nebo „UN 1057 NÁDOBKY S NÁPLNÍ DO ZAPALOVAČŮ“, jak je to náležité.
- 659 Látky, pro které je ve sloupci (9a) a sloupci (11) tabulky A v kapitole 3.2 ADR uveden kód PP86 nebo TP7, a vyžadují tedy, aby byl z výparného prostoru odstraněn vzduch, nesmějí být přepravovány pod tímto UN číslem, nýbrž musí být přepravovány pod svými příslušnými UN čísly, jak jsou uvedeny v tabulce A kapitoly 3.2.
- POZNÁMKA:** Viz též 2.2.2.1.7.
- 660 Pro přepravu plynových palivových soustav zkonstruovaných pro zabudování do motorových vozidel, které obsahují tento plyn, nemusí být použita ustanovení pododdílu 4.1.4.1 a kapitoly 6.2 ADR, pokud jsou přepravovány k likvidaci, recyklaci, opravě, kontrole, údržbě nebo místa výroby do montážního závodu, za předpokladu, že jsou splněny podmínky uvedené ve zvláštním ustanovení 392. To platí i pro směsi plynů podle zvláštního ustanovení 392 a plynů skupiny A, na které se vztahuje toto zvláštní ustanovení.
- 661 (Vypuštěno)
- 662 Láhve neodpovídající ustanovením kapitoly 6.2, které jsou používány výlučně na plavidlech nebo v letadlech, smějí být přepravovány za účelem plnění nebo inspekce a následného návratu, pokud jsou láhve zkonstruovány a vyrobeny podle normy uznané příslušným orgánem země schválení a všechny ostatní příslušné požadavky ADN jsou dodrženy včetně:
- (a) Láhve musí být přepravovány s ochranou ventilů podle 4.1.6.8;
  - (b) Láhve musí být označeny nápisy a bezpečnostními značkami podle 5.2.1 a 5.2.2; a
  - (c) Všechny příslušné požadavky týkající se plnění v pokynu pro balení P200 v 4.1.4.1 ADR musí být dodrženy.

<sup>4</sup> Směrnice 97/23/ES Evropského parlamentu a Rady z 29. května 1997 o sblížení právních a správních předpisů členských států týkající se tlakových zařízení (PED) (Úřední věstník Evropských společenství č. L 181 z 9. července 1997, str. 1-55).

<sup>5</sup> Směrnice 2014/68/EU Evropského parlamentu a Rady z 15. května 2014 o sblížení právních a správních předpisů členských států týkající se uvádění na trh tlakových zařízení (PED) (Úřední věstník Evropské unie č. L 189 z 27. června 2014, str. 164 - 259).

- 663 Přepravní doklad musí obsahovat tento zápis: „Přeprava podle zvláštního ustanovení 662. Tato položka smí být použita pouze pro obaly, velké obaly nebo IBC, nebo jejich části, které obsahovaly nebezpečné věci a které jsou přepravovány k likvidaci, recyklaci nebo rekuperaci jejich materiálu, s výjimkou jejich rekondicování, opravy, běžné údržby, rekonstrukce nebo opětovného používání, a které byly vyprázdněny do té míry, že obsahují při podávání k přepravě jen zbytky nebezpečných věcí, které ulpěly na částech obalu.

Rozsah platnosti:

Zbytky obsažené v obalech, vyřazených, prázdných, nevyčištěných smějí být jen od nebezpečných věcí tříd 3, 4.1, 5.1, 6.1, 8 nebo 9. Kromě toho to nesmějí být:

- látky přiřazené k obalové skupině I nebo ty, které mají ve sloupci (7a) tabulky A kapitoly 3.2 uvedenu „0“; nebo
- látky klasifikované jako znečištěné výbušné látky třídy 3 nebo třídy 4.1; nebo
- látky klasifikované jako samovolně se rozkládající látky třídy 4.1; nebo
- radioaktivní látky; nebo
- azbest (UN 2212 a UN 2590), polychlorované bifenylly (UN 2315 a UN 3432) a polyhalogenované bifenylly, halogenované monomethyldifenylnmethany nebo polyhalogenované terfenylly (UN 3151 a UN 3152).

Všeobecná ustanovení:

Obaly, vyřazené, prázdné, nevyčištěné se zbytky představujícími nebezpečí nebo vedlejší nebezpečí třídy 5.1 nesmějí být baleny společně s jinými obaly, vyřazenými, prázdnými, nevyčištěnými, nebo nakládány společně s jinými obaly, vyřazenými, prázdnými, nevyčištěnými do téhož kontejneru, železničního vozu, vozidla nebo kontejneru pro volně ložené látky.

V místech nakládky musí být použity dokumentované třídící postupy, aby se zajistilo dodržení ustanovení platných pro tuto položku.

**POZNÁMKA:** *Všechna ostatní ustanovení ADN platí.*

- 664 (Vyhrazeno)
- 665 Černé (kamenné) uhlí, koks a antracit splňující klasifikační kritéria třídy 4.2, obalové skupiny III, nepodléhají ustanovením ADN.
- 666 Vozidla a zařízení napájená z baterií podle zvláštního ustanovení 388, pokud jsou přepravována jako náklad, jakož i veškeré nebezpečné věci, které obsahují, a které jsou nezbytné pro jejich provoz nebo provoz jejich příslušenství, nepodléhají žádným jiným ustanovením ADN, pokud jsou splněny následující podmínky:
- (a) Pro kapalná paliva musí být všechny ventily mezi motorem nebo výbavou a palivovou nádrží během přepravy uzavřeny, pokud není podstatné, aby výbava zůstala funkční. Tam, kde je to patřičné, musí být vozidla naložena nastojato a musí být zajištěna proti pádu;
  - (b) Pro plynná paliva musí být ventil mezi plynovou nádrží a motorem uzavřen a elektrický kontakt přerušen pokud není podstatné, aby výbava zůstala funkční;
  - (c) Zásobníkové systémy s hydridem kovu musí být schváleny příslušným orgánem země výroby. Pokud není země výroby smluvní stranou ADN, musí být toto schválení uznáno příslušným orgánem smluvní strany ADN;
  - (d) Ustanovení uvedená v (a) a (b) se nevztahují na vozidla zbavená kapalných nebo plynných paliv.

**POZNÁMKA 1:** *Vozidlo se považuje za zbavené kapalného paliva, pokud byla nádrž na kapalně palivo vypuštěna a vozidlo nemůže v důsledku nedostatku paliva fungovat. Součástí vozidla, jako jsou palivová potrubí, palivové filtry a trysky, nemusí být vyčištěny, vymyty nebo propláchnuty, aby byly považovány za zbavené kapalných paliv. Kromě toho nemusí být nádrž na kapalně palivo vyčištěna ani vypláchnuta.*

**POZNÁMKA 2:** Vozidlo se považuje za zbavené plyných paliv, pokud byly plynové palivové nádrže zbaveny kapaliny (pro zkapačně plyn), tlak v nádržích nepřekračuje 2 bary a uzavírací ventil paliva nebo bezpečnostní ventil je uzavřen a zajištěn.

- 667 (a) Ustanovení uvedené v 2.2.9.1.7 (a) neplatí, jsou-li předvýrobní prototypové lithiové články nebo baterie nebo lithiové články nebo baterie z malé výrobní série, sestávající z nejvýše 100 článků nebo baterií, zabudovány ve vozidle, motoru, stroji nebo předmětu;
- (b) Ustanovení uvedené v 2.2.9.1.7 se nevztahují na lithiové články nebo baterie zabudované v poškozených nebo porouchaných vozidlech, motorech, strojích nebo předmětech. V takových případech musí být splněny následující podmínky:
- (i) Pokud poškození nebo porucha nemá významný dopad na bezpečnost článku nebo baterie, smějí být poškozená a porouchaná vozidla, motory, stroje nebo předměty přepravovány za podmínek stanovených ve zvláštních ustanoveních 363 nebo 666, jak je to náležité;
- (ii) Pokud má poškození nebo porucha významný dopad na bezpečnost článku nebo baterie, musí být lithiový článek nebo baterie vyjmut(a) a přepravován(a) podle zvláštního ustanovení 376.
- Jestliže však není možné bezpečně vyjmout článek nebo baterii, nebo není-li možné ověřit stav článku nebo baterie, smí být vozidlo, motor, stroj nebo předmět odtahován nebo přepraven podle podmínek uvedených v (i).
- (c) Postupy popsané v písmenu b) platí také pro poškozené lithiové články nebo baterie ve vozidlech, motorech, strojích nebo předmětech.
- 668 Zahřáté látky přepravované za účelem provádění dopravního značení nepodléhají ustanovením ADN, pokud jsou splněny následující podmínky:
- (a) Nesplňují kritéria žádné jiné třídy než třídy 9;
- (b) Teplota na vnějším povrchu kotle nepřekročí 70°C;
- (c) Kotel je uzavřen takovým způsobem, že se zamezí úniku produktu během přepravy;
- (d) Maximální kapacita kotle je omezena na 3000 litrů.
- 669 Každé přípojné vozidlo vybavené zařízením, poháněným kapalným nebo plyným palivem nebo systémem skladování a výroby elektrické energie, které je určeno k používání během přepravy prováděné tímto přípojným vozidlem jako součástí dopravní jednotky, musí být přiřazeno k UN číslům 3166 nebo 3171 a podléhat stejným podmínkám, jaké jsou stanoveny pro tato UN čísla, je-li přepravováno jako náklad na vozidle, pokud celkový vnitřní objem nádrží obsahujících kapalně palivo nepřekročí 500 litrů.
- 670 (a) Lithiové články a baterie obsažené v zařízeních ze soukromých domácností, shromážděné a podávané k přepravě za účelem jejich vyčištění, rozebrání, recyklace nebo likvidace, nepodléhají jiným ustanovením ADN, včetně zvláštního ustanovení 376 a odstavce 2.2.9.1.7, pokud:
- (i) tyto nejsou hlavním zdrojem energie pro činnost zařízení, v němž jsou obsaženy;
- (ii) zařízení, v němž jsou obsaženy, neobsahuje žádný jiný lithiový článek nebo baterii používaný(ou) jako hlavní zdroj energie; a
- (iii) jsou chráněny zařízením, v němž jsou obsaženy.
- Příklady článků a baterií spadajících pod tento odstavec jsou knoflíkové baterie používané pro uchování dat v přístrojích pro domácnost (např. chladničky, pračky, myčky nádobí) nebo v jiných elektrických nebo elektronických přístrojích;
- (b) Až do mezilehlého zpracovatelského objektu lithiové články a baterie obsažené v zařízeních ze soukromých domácností, které nesplňují požadavky uvedené pod (a), shromážděné a podávané k přepravě za účelem jejich vyčištění, rozebrání, recyklace nebo likvidace nepodléhají jiným ustanovením ADN, včetně zvláštního ustanovení 376 a odstavce 2.2.9.1.7, pokud jsou splněny následující podmínky:
- (i) Zařízení jsou balena podle pokynu pro balení P909 v 4.1.4.1 ADR, kromě dodatečných požadavků 1 a 2; nebo jsou balena v pevných vnějších obalech, např. speciálně zkonstruovaných sběrných nádobách, které splňují následující požadavky:

- Obaly musí být vyrobeny z vhodného materiálu a musí být přiměřené pevnosti a konstrukce vzhledem k vnitřnímu objemu obalu a jeho zamýšlenému použití. Obaly nemusí splňovat požadavky uvedené v 4.1.1.3 ADR;
  - Musí být učiněna vhodná opatření k tomu, aby se minimalizovala poškození zařízení při plnění obalů a jejich manipulaci, např. použitím gumových podložek; a
  - Obaly musí být vyrobeny a uzavřeny tak, aby se zamezilo ztrátě obsahu během přepravy, např. pomocí vík, pevných vnitřních vložek, ochranných krytů pro přepravu. Otvory určené pro plnění jsou dovoleny v případě, že jsou konstruovány tak, aby zamezily ztrátě obsahu;
- (ii) Je zaveden systém zajištění kvality, aby se zajistilo, že celkové množství lithiových článků a baterií na dopravní jednotku nepřekročí 333 kg;
- POZNÁMKA:** Celkové množství lithiových článků a baterií v zařízeních ze soukromých domácností může být určeno pomocí statistické metody zahrnuté v systému zajištění kvality. Kopie záznamů o zajištění kvality musí být na požádání dány k dispozici příslušnému orgánu.
- (iii) Kusy jsou označeny nápisem „LITHIOVÉ BATERIE K LIKVIDACI“ nebo „LITHIOVÉ BATERIE K RECYKLACI“, jak je to vhodné. Jsou-li zařízení obsahující lithiové články nebo baterie přepravována bez obalu nebo na paletách podle pokynu pro balení P909 (3) v 4.1.4.1 ADR, smí být toto označení alternativně umístěno na vnějším povrchu vozidla nebo kontejneru.
- POZNÁMKA:** „Zařízení ze soukromých domácností“ jsou zařízení, která pocházejí ze soukromých domácností, a zařízení, která pocházejí z obchodních, průmyslových, institucionálních a jiných zdrojů a jež jsou vzhledem ke své povaze a množství podobná zařízením ze soukromých domácností. Zařízení, která budou pravděpodobně používána jak soukromými domácnostmi, tak i uživateli jinými, než jsou soukromé domácnosti, musí být v každém případě považována za zařízení ze soukromých domácností.
- 671 Pro účely vynětí z platnosti pro množství přepravovaná jednou dopravní jednotkou (viz 1.1.3.6) musí být přepravní kategorie určena ve vztahu k obalové skupině (viz odstavec 3 zvláštního ustanovení 251):
- přepravní kategorie 3 pro soupravy přiřazené k obalové skupině III;
  - přepravní kategorie 2 pro soupravy přiřazené k obalové skupině II;
  - přepravní kategorie 1 pro soupravy přiřazené k obalové skupině I.
- 672 Stroje a přístroje přepravované pod touto položkou a v souladu se zvláštním ustanovením 301 nepodléhají žádným jiným ustanovením ADN, za podmínky, že jsou buď:
- zabaleny v pevném vnějším obalu vyrobeném z vhodného materiálu, přiměřené pevnosti a konstrukce vzhledem k vnitřnímu objemu obalu a jeho zamýšlenému použití a který splňuje příslušné požadavky uvedené v 4.1.1.1 ADR; nebo
  - přepravovány bez vnějšího obalu, pokud je stroj nebo přístroj vyroben a zkonstruován tak, že poskytuje nádobám obsahujícím nebezpečné věci přiměřenou ochranu.
- 673 (Vyhrazeno)
- 674 Toto zvláštní ustanovení se vztahuje na periodické inspekce a zkoušky zalísovaných lahví, jak jsou definovány v 1.2.1.
- Zalísované láhve podléhající 6.2.3.5.3.1 ADR musí být podrobeny periodickým inspekcím a zkouškám podle 6.2.1.6.1 ADR modifikovaným následující alternativní metodou:
- nahradit zkoušku předepsanou v 6.2.1.6.1 d) ADR alternativními destruktivními zkouškami;
  - provést specifické dodatečné destruktivní zkoušky vztahující se k charakteristikám zalísovaných lahví.

Postupy a požadavky této alternativní metody jsou popsány dále.

Alternativní metoda:

## (a) Všeobecně

Následující předpisy se vztahují na zalisované láhve vyráběné sériově a založené na svařovaných ocelových lahvích podle EN 1442:2017, EN 14140:2014 + AC:2015 nebo přílohy I, částí 1 až 3, k směrnici Rady 84/527/EHS. Konstrukce obalového pláště musí zabránit proniknutí vody k vnitřní ocelové láhvi. Transformace ocelové láhve na zalisovanou láhev musí odpovídat příslušným požadavkům EN 1442:2017 a EN 14140:2014 + AC:2015.

Zalisované láhve musí být opatřeny samouzavíracími ventily.

## (b) Základní soubor

Základní soubor zalisovaných lahví je definován jako produkce lahví pouze od jednoho výrobce obalového pláště používajícího nové vnitřní láhve vyrobené pouze jedním výrobcem v témže kalendářním roce, založená na tomtéž konstrukčním typu, stejných materiálech a výrobních procesech.

## (c) Podskupiny základního souboru

Uvnitř výše uvedeného základního souboru musí být zalisované láhve patřící různým vlastníkům rozděleny do zvláštních podskupin, jedna na vlastníka.

Je-li celý základní soubor vlastněn jedním vlastníkem, rovnají se podskupiny základnímu souboru.

## (d) Dohledatelnost

Označení vnitřních ocelových lahví podle 6.2.3.9 ADR se musí opakovat na obalovém plášti. Navíc musí být každá zalisovaná láhev vybavena individuálním odolným elektronickým identifikačním prostředkem. Podrobné charakteristiky zalisovaných lahví musí být vlastníkem zaznamenány v centrální databázi. Databáze se musí využít k následujícím účelům:

- identifikovat zvláštní podskupinu;
- poskytnout inspekčním organizacím, plnicím stanicím a příslušným orgánům zvláštní technické charakteristiky lahví zahrnující alespoň: sériové číslo, výrobní šarži ocelové láhve, výrobní šarži obalového pláště, datum zalisování;
- identifikovat láhev napojením elektronického prostředku na databázi pomocí sériového čísla;
- zkontrolovat historii každé láhve a stanovit opatření, které je třeba učinit (např. plnění, vzorkování, nová zkouška, vyřazení z provozu) ;
- zaznamenat provedená opatření, včetně data a místa, kde byla provedena.

Zaznamenané údaje musí být uchovávány vlastníkem zalisovaných lahví po celou dobu životnosti podskupiny.

## (e) Výběr vzorků pro statistické vyhodnocení

Výběr vzorků musí být namátkový v podskupině, jak je definována v pododstavci (c). Velikost každého vzorku na podskupinu musí odpovídat tabulce v pododstavci (g).

## (f) Zkušební postup pro destruktivní zkoušku

Inspekce a zkouška vyžadované podle 6.2.1.6.1 ADR musí být provedeny, s výjimkou zkoušky předepsané v pododstavci (d), která musí být nahrazena následujícím zkušebním postupem:

- zkouška na roztržení (podle EN 1442:2017 nebo EN 14140:2014 + AC:2015).

Kromě toho musí být provedeny tyto zkoušky:

- zkouška přilnavosti (podle EN 1442:2017 nebo EN 14140:2014 + AC:2015);
- zkouška stupně prorozavění a korozní zkouška (podle EN ISO 4628-3:2016).



Zkouška přilnavosti, zkouška stupně prorezavění, korozní zkouška a zkouška na roztržení musí být provedeny na každém odpovídajícím vzorku podle tabulky v pododstavci (g) a musí být provedeny po prvních 3 letech v provozu a poté každých 5 let.

(g) Statistické vyhodnocení výsledků zkoušek – metoda a minimální požadavky

Postup statistického vyhodnocení podle odpovídajících kritérií pro odmítnutí vzorku je popsán dále.

Interval zkoušek (roky)	Druh zkoušky	Norma	Kritérium pro odmítnutí vzorku	Výběr vzorků z podskupiny
po 3 letech v provozu (viz (f))	Zkouška na roztržení	EN 1442:2017	Bod hodnoty tlaku při roztržení daného vzorku musí být vyšší než dolní mez tolerančního intervalu v grafu chování vzorku $\Omega_m \geq 1 + \Omega_s \times k3(n;p;1-\alpha)^a$ žádný výsledek jednotlivého testu nesmí být menší než zkušební tlak	$3\sqrt[3]{Q}$ nebo $Q/200$ (vybere se nižší hodnota), minimálně 20 z každé podskupiny (Q)
	Hodnocení stupně prorezavění	EN ISO 4628-3:2016	Nejvyšší stupeň koroze: Ri2	$Q/1000$
	Přilnavost polyuretanu	ISO 2859-1:1999 + A1:2011 EN 1442:2017 EN 14140:2014 + AC:2015	Hodnota přilnavosti > 0,5 N/mm <sup>2</sup>	viz ISO 2859-1:1999 + A1:2011, aplikováno na $Q/1000$
poté každých 5 let (viz (f))	Zkouška na roztržení	EN 1442:2017	Bod hodnoty tlaku při roztržení daného vzorku musí být vyšší než dolní mez tolerančního intervalu v grafu chování vzorku $\Omega_m \geq 1 + \Omega_s \times k3(n;p;1-\alpha)^a$ žádný výsledek jednotlivého testu nesmí být menší než zkušební tlak	$6\sqrt[3]{Q}$ nebo $Q/100$ (vybere se nižší hodnota), minimálně 40 z každé podskupiny (Q)
	Hodnocení stupně prorezavění	EN ISO 4628-3:2016	Nejvyšší stupeň koroze: Ri2	$Q/1000$
	Přilnavost polyuretanu	ISO 2859-1:1999 + A1:2011 EN 1442:2017 EN 14140:2014 + AC:2015	Hodnota přilnavosti > 0,5 N/mm <sup>2</sup>	viz ISO 2859-1:1999 + A1:2011, aplikováno na $Q/1000$

<sup>a</sup> Bod hodnoty tlaku při roztržení (BHT) reprezentativního vzorku je používán pro vyhodnocení výsledků zkoušky za použití grafu chování vzorku:

Krok 1: Stanovení bodu hodnoty tlaku při roztržení (BHT) reprezentativního vzorku

Každý vzorek je reprezentován bodem, jehož souřadnicemi jsou střední hodnota výsledků zkoušky na roztržení a směrodatná odchylka výsledků zkoušky na roztržení, obě vztažené na daný zkušební tlak.

$$BHT: \left( \Omega_s = \frac{s}{PH}; \Omega_m = \frac{x}{PH} \right)$$

kde

x: střední hodnota výsledků zkoušky vzorku;

s: směrodatná odchylka výsledků zkoušky vzorku;

PH: zkušební tlak

Krok 2: Vykreslení grafu chování vzorku

Každý BHT je zakreslen do grafu chování vzorku s těmito osami:

osa x : směrodatná odchylka výsledků zkoušky vzorku vztažená na zkušební tlak ( $\Omega_s$ )

osa y : střední hodnota výsledků zkoušky vzorku vztažená na zkušební tlak ( $\Omega_m$ )

Krok 3: Stanovení náležité dolní meze tolerančního intervalu v grafu chování vzorku

Výsledky tlaku při roztržení musí být nejprve ověřeny sdruženým (oboustranným) testem za použití hladiny významnosti  $\alpha = 0,05$  (viz odstavec 7 normy ISO 5479:1997) pro zjištění zda výsledky každého vzorku mají nebo nemají normální rozdělení.

pro normální rozdělení výsledků se náležitá dolní mez tolerančního intervalu určí dle kroku 3.1

pro jiné než normální rozdělení výsledků se náležitá dolní mez tolerančního intervalu určí dle kroku 3.2

Krok 3.1 Dolní mez tolerančního intervalu pro výsledky vykazující normální rozdělení

V souladu s normou ISO 16269-6:2014, s ohledem na to že rozptyl je neznámý, má být uvažován jednostranný statistický toleranční interval pro interval spolehlivosti 95% a podíl souboru 99,9999%.

Po aplikaci do grafu chování vzorku je dolní mez tolerančního intervalu reprezentována čarou konstantní pravděpodobnosti přežití definovanou vzorcem:

$$\Omega_m = 1 + \Omega_s \times k3(n; p; 1 - \alpha)$$

kde

k3: prvek funkce n, p a  $1 - \alpha$ ;

p: zvolený podíl souboru pro toleranční interval (99,9999%);

$1 - \alpha$ : koeficient spolehlivosti (95%);

n: velikost vzorku.

Hodnota k3 náležející normálnímu rozdělení se vyhledá v tabulce na konci kroku 3.

Krok 3.2 Dolní mez tolerančního intervalu pro výsledky nevykazující normální rozdělení

Jednostranný statistický toleranční interval musí být vypočten pro interval spolehlivosti 95% a podíl souboru 99,9999%.

Dolní mez tolerančního intervalu je reprezentována čarou konstantní pravděpodobnosti přežití definovanou vzorcem uvedeným v kroku 3.1 s prvky k3 založenými a vypočtenými podle vlastností Weibullova rozdělení.

Hodnota k3 náležející Weibullovu rozdělení se vyhledá v tabulce na konci kroku 3.

<b>Tabulka hodnot k3</b> <i>p=99,9999% a (1-<math>\alpha</math>) = 0,95</i>		
<b>Velikost vzorku</b> <i>n</i>	<b>Normální rozdělení</b> <i>k3</i>	<b>Weibullovu rozdělení</b> <i>k3</i>
20	6,901	16,021
22	6,765	15,722
24	6,651	15,472
26	6,553	15,258
28	6,468	15,072
30	6,393	14,909
35	6,241	14,578
40	6,123	14,321
45	6,028	14,116
50	5,949	13,947
60	5,827	13,683
70	5,735	13,485
80	5,662	13,329

<b>Tabulka hodnot k3</b> <i>p=99,9999% a (1-α) = 0,95</i>		
<b>Velikost vzorku</b> <i>n</i>	<b>Normální rozdělení</b> <i>k3</i>	<b>Weibullovo rozdělení</b> <i>k3</i>
90	5,603	13,203
100	5,554	13,098
150	5,393	12,754
200	5,300	12,557
250	5,238	12,426
300	5,193	12,330
400	5,131	12,199
500	5,089	12,111
1000	4,988	11,897
∞	4,753	11,408

**POZNÁMKA:** Pokud leží velikost vzorku mezi dvěma hodnotami, vybere se nejbližší nižší velikost vzorku.

(h) Opatření, nejsou-li splněna kritéria pro přijetí

Jestliže výsledek zkoušky na roztržení, zkoušky hodnocení stupně prerezávání nebo zkoušky přilnavosti nesplňuje kritéria uvedená podrobně v tabulce odstavce (g), musí být dotčená podskupina zalisovaných lahví vlastníkem segregována pro další zkoumání a nesmí být plněna ani být k dispozici pro přepravu a použití.

V dohodě s příslušným orgánem nebo organizací Xa, který(á) vydal(a) osvědčení o schválení konstrukčního typu, musí být provedeny dodatečné zkoušky ke zjištění hlavní příčiny nevyhovění.

Jestliže nemůže být prokázáno, že hlavní příčina nevyhovění je omezena jen na dotčenou podskupinu vlastníka, musí příslušný orgán nebo organizace Xa učinit opatření týkající se celého základního souboru a popřípadě jiných roků výroby.

Jestliže může být prokázáno, že hlavní příčina nevyhovění je omezena jen na část dotčené podskupiny, mohou být nedotčené části příslušným orgánem schváleny k vrácení do provozu. Musí být prokázáno, že žádná jednotlivá zalisovaná láhev vracející se do provozu není dotčena.

(i) Požadavky na plnicí stanice

Vlastník musí poskytnout příslušnému orgánu dokumentaci prokazující, že plnicí stanice:

- splňují ustanovení pokynu pro balení P200 (7) v 4.1.4.1 ADR a že požadavky normy pro kontrolu před plněním, uvedené v tabulce P200 (11) v 4.1.4.1 ADR, jsou dodrženy a správně aplikovány;
- mají vhodné prostředky k identifikaci zalisovaných lahví pomocí elektronického identifikačního prostředku;
- mají přístup k databázi, jak je definováno v (d);
- mají kapacitu k aktualizaci databáze;
- aplikují systém kvality podle normy ISO 9000 (série) nebo rovnocenný, certifikovaný akreditovanou nezávislou organizací uznanou příslušným orgánem.

800 Olejnatá semena, rozemletá semena a kalové koláče obsahující rostlinný olej, upravené rozpouštědly, která nejsou náchylné k samovznícení, jsou přiřazeny k UN číslu 3175. Tyto látky nepodléhají ADN, jestliže byly připraveny nebo upraveny tak, aby nemohly uvolňovat nebezpečné plyny v nebezpečných množstvích (žádné nebezpečí výbuchu) během přepravy a je-li to uvedeno v přepravním dokladu.

801 Ferosilicium s obsahem křemíku mezi 25 a 30% nebo více než 90% hm. je pro přepravu ve volně loženém stavu nebo bez obalu vnitrozemským plavidlem nebezpečnou látkou třídy 4.3.

802 Viz 7.1.4.10.

803 Černé uhlí, koks a antracit přepravované ve volně loženém stavu nepodléhají ustanovením ADN jestliže:

- (a) teplota nákladu byla zjištěna za použití vhodného postupu a není vyšší než 60 oC před nakládkou, během nakládky a bezprostředně po nakládce nákladního prostoru;
- (b) v závislosti na teplotě nákladu před nakládkou, během nakládky a bezprostředně po nakládce nákladního prostoru nepřekračuje očekávaná doba trvání přepravy bez měření teploty maximální počet dní uvedený v následující tabulce:

<i>Maximální teplota při nakládce (°C)</i>	<i>Maximální doba trvání přepravy (dny)</i>
60	10
50	18
40	32
30	57

- (c) pokud skutečná doba trvání přepravy překročí maximální dobu trvání uvedenou v pododstavci (b), provede se měření teploty první den po překročení maximální doby trvání. Potřebný měřicí přístroj musí být na plavidle od prvního dne přepravy po překročení maximální doby trvání plavby;
- (d) velitel plavidla obdrží v době nakládky prokazatelnou formou instrukce, jak postupovat, dojde-li k podstatnému zahřátí nákladu.

## KAPITOLA 3.4

### NEBEZPEČNÉ VĚCI BALENÉ V OMEZENÝCH MNOŽSTVÍCH

#### 3.4.1

Tato kapitola obsahuje ustanovení platná pro přepravu nebezpečných věcí určitých tříd balených v omezených množstvích. Platný množství limit pro vnitřní obal nebo předmět je uveden pro každou látku ve sloupci (7a) tabulky A kapitoly 3.2. Kromě toho je v tomto sloupci uvedeno množství „0“ pro každou položku nebezpečných věcí, které není dovoleno přepravovat podle této kapitoly.

Nebezpečné věci balené v takových omezených množstvích, splňující ustanovení této kapitoly, nepodléhají žádným jiným ustanovením ADN, kromě příslušných ustanovení:

- (a) části 1, kapitol 1.1, 1.2, 1.3, 1.4, 1.5, 1.6, 1.8, 1.9;
- (b) části 2;
- (c) části 3, kapitol 3.1, 3.2, 3.3 (mimo zvláštní ustanovení 61, 178, 181, 220, 274, 625, 633 a 650 (e));
- (d) části 4, odstavců 4.1.1.1, 4.1.1.2, 4.1.1.4 až 4.1.1.8 ADR;
- (e) části 5, 5.1.2.1 (a)(i) a (b), 5.1.2.2, 5.1.2.3, 5.2.1.10, 5.4.2;
- (f) části 6, konstrukčních požadavků v 6.1.4 a odstavců 6.2.5.1 a 6.2.6.1 až 6.2.6.3 ADR;

#### 3.4.2

Nebezpečné věci musí být zabaleny jen do vnitřních obalů uložených ve vhodných vnějších obalech. Smějí být použity meziobaly. Kromě toho musí být pro předměty podtřídy 1.4, skupiny snášenlivosti S, plně dodržena ustanovení oddílu 4.1.5 ADR. Použití vnitřních obalů však není nutné pro přepravu předmětů, jako jsou aerosoly nebo „nádobky, malé, obsahující plyn“. Celková (brutto) hmotnost kusu nesmí překročit 30 kg.

#### 3.4.3

S výjimkou předmětů podtřídy 1.4, skupiny snášenlivosti S, podložky se smršťovací nebo průtažnou fólií splňující podmínky uvedené v 4.1.1.1, 4.1.1.2 a 4.1.1.4 až 4.1.1.8 ADR jsou dovoleny jako vnější obaly pro předměty nebo vnitřní obaly obsahující nebezpečné věci přepravované podle této kapitoly. Vnitřní obaly, které jsou náchylné k rozbití nebo snadnému propíchnutí, jako jsou ty, které jsou vyrobeny ze skla, porcelánu, kameniny nebo některých plastů, musí být uloženy ve vhodných meziobalech splňujících ustanovení uvedená v 4.1.1.1, 4.1.1.2 a 4.1.1.4 až 4.1.1.8 ADR a zkonstruovaných tak, aby splňovaly konstrukční požadavky uvedené v 6.1.4 ADR. Celková (brutto) hmotnost kusu nesmí překročit 20 kg.

#### 3.4.4

Kapalné věci třídy 8, obalové skupiny II ve vnitřních obalech ze skla, porcelánu nebo kameniny musí být uzavřeny ve snášenlivém a tuhém meziobalu.

#### 3.4.5

(Vyhrazeno)

#### 3.4.6

(Vyhrazeno)

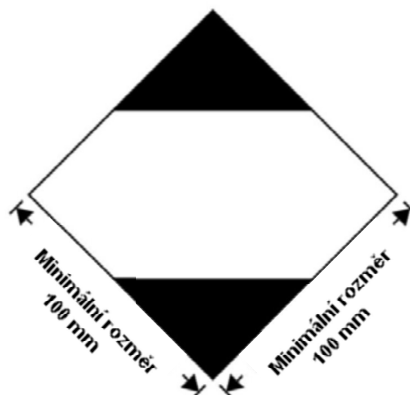
#### 3.4.7

##### Značka kusů obsahujících omezená množství

##### 3.4.7.1

S výjimkou letecké dopravy musí být kusy obsahující nebezpečné věci v omezených množstvích opatřeny značkou znázorněnou na obr. 3.4.7.1:

Obr. 3.4.7.1



Značka pro kusy obsahující omezená množství

Tato značka musí být snadno viditelná, čitelná a schopna odolávat působení nepříznivého počasí bez podstatného snížení účinnosti.

Značka musí být ve tvaru čtverce postaveného na vrchol pod úhlem 45° (tvar diamantu). Horní a dolní část a obvodová čára musí být černé. Střední plocha musí být bílá nebo musí mít barvu dostatečně kontrastní vůči podkladu. Minimální rozměry musí být 100 mm x 100 mm a minimální tloušťka čáry tvořící čtverec postavený na vrchol musí být 2 mm. Pokud nejsou rozměry stanoveny, musí být všechny rozměry v přibližné proporci s uvedenými rozměry.

- 3.4.7.2** Jestliže to vyžaduje velikost kusu, smějí být minimální vnější rozměry znázorněné na obr. 3.4.7.1 zmenšeny na nejméně 50 mm x 50 mm, pokud tato značka zůstane zřetelně viditelná. Minimální tloušťka čáry tvořící čtverec postavený na vrchol smí být zmenšena na nejméně 1 mm.

### **3.4.8 Značka kusů obsahujících omezená množství podle části 3, kapitoly 4 Technických pokynů ICAO**

- 3.4.8.1** Kusy obsahující nebezpečné věci zabalené podle ustanovení části 3, kapitoly 4 Technických pokynů ICAO musí být opatřeny značkou znázorněnou na obr. 3.4.8.1 k osvědčení souladu s těmito ustanoveními:

Obr. 3.4.8.1



Značka pro kusy obsahující omezená množství podle části 3, kapitoly 4 Technických pokynů ICAO

Tato značka musí být snadno viditelná, čitelná a schopna odolávat působení nepříznivého počasí bez podstatného snížení účinnosti.

Značka musí být ve tvaru čtverce postaveného na vrchol pod úhlem 45° (tvar diamantu). Horní a dolní část a obvodová čára musí být černé. Střední plocha musí být bílá nebo musí mít barvu dostatečně kontrastní vůči podkladu. Minimální rozměry musí být 100 mm x 100 mm a minimální tloušťka čáry tvořící čtverec postavený na vrchol musí být 2 mm. Symbol „Y“ musí být umístěn ve středu značky a musí být zřetelně viditelný. Pokud nejsou rozměry stanoveny, musí být všechny rozměry v přibližné proporcii s uvedenými rozměry.

**3.4.8.2** Jestliže to vyžaduje velikost kusu, smějí být minimální vnější rozměry znázorněné na obr. 3.4.8.1 zmenšeny na nejméně 50 mm x 50 mm, pokud tato značka zůstane zřetelně viditelná. Minimální tloušťka čáry tvořící čtverec postavený na vrchol smí být zmenšena na nejméně 1 mm.

Symbol „Y“ musí zůstat v přibližné proporcii se symbolem znázorněným na obr. 3.4.8.1.

**3.4.9** Kusy obsahující nebezpečné věci opatřené značkou uvedenou v 3.4.8, s nebo bez dodatečných bezpečnostních značek a nápisů pro leteckou dopravu, se považují za kusy splňující ustanovení oddílu 3.4.1, jak je to náležité, a oddílů 3.4.2 až 3.4.4 a nemusí být opatřeny značkou uvedenou v 3.4.7.

**3.4.10** Kusy obsahující nebezpečné věci v omezených množstvích opatřené značkou uvedenou v 3.4.7 a odpovídající ustanovením Technických pokynů ICAO, včetně všech potřebných nápisů a bezpečnostních značek uvedených v částech 5 a 6, se považují za kusy splňující ustanovení oddílu 3.4.1, jak je to náležité, a oddílů 3.4.2 až 3.4.4.

**3.4.11** Používání přepravních obalových souborů

Pro přepravní obalový soubor obsahující nebezpečné věci balené v omezených množstvích platí následující podmínky:

Pokud nejsou značky reprezentující všechny nebezpečné věci uloženy v přepravním obalovém souboru viditelné, musí být přepravní obalový soubor:

- označen nápisem „PŘEPRAVNÍ OBALOVÝ SOUBOR“. Písmena na značce „PŘEPRAVNÍ OBALOVÝ SOUBOR“ musí být nejméně 12 mm vysoká. Značka musí být v úředním jazyce země původu, a pokud tímto jazykem není angličtina, francouzština nebo němčina, také v angličtině, francouzštině nebo němčině, pokud případné dohody uzavřené mezi zeměmi zúčastněnými na přepravě nestanoví jinak; a
- označen značkami vyžadovanými touto kapitolou.

S výjimkou letecké dopravy platí ostatní ustanovení uvedená v 5.1.2.1 pouze tehdy, jsou-li v přepravním obalovém souboru obsaženy i jiné nebezpečné věci, které nejsou zabaleny v omezených množstvích, a to pouze ve vztahu k těmto jiným nebezpečným věcem.

**3.4.12** Před přepravou musí odesílatelé nebezpečných věcí balených v omezených množstvích předem informovat dopravce prokazatelnou formou o celkové (brutto) hmotnosti takových věcí, které se mají odesílat.

**3.4.13**

- (a) Dopravní jednotky o největší povolené hmotnosti nad 12 tun přepravující nebezpečné věci balené v omezených množstvích musí být označeny podle 3.4.15 na přední a na zadní straně, s výjimkou případu, kdy dopravní jednotka obsahuje jiné nebezpečné věci, pro které je vyžadováno označení oranžovými tabulkami podle 5.3.2. V tomto posledním případě může být dopravní jednotka označena jen vyžadovaným označením oranžovými tabulkami, nebo jak označením oranžovými tabulkami podle 5.3.2, tak i značkami podle 3.4.15.
- (b) Železniční vozy přepravující kusy s nebezpečnými věcmi v omezených množstvích musí být označeny podle 3.4.15 na obou bočních stranách, s výjimkou případů, kdy jsou již umístěny velké bezpečnostní značky podle 5.3.1.
- (c) Kontejnery přepravující nebezpečné věci balené v omezených množstvích na dopravních jednotkách o největší povolené hmotnosti nad 12 tun musí být označeny podle 3.4.15 na všech čtyřech stranách, s výjimkou případu, kdy kontejner obsahuje jiné nebezpečné věci,

pro které je vyžadováno označení velkými bezpečnostními značkami podle 5.3.1. V tomto posledním případě může být kontejner označen jen vyžadovanými velkými bezpečnostními značkami, nebo jak velkými bezpečnostními značkami podle 5.3.1, tak i značkami podle 3.4.15.

Jsou-li kontejnery naloženy na dopravní jednotce nebo železničním voze, nemusí být dopravní jednotka nebo železniční vůz označen(a), s výjimkou případu, kdy značky umístěné na kontejneru nejsou viditelné zvnějšku dopravní jednotky nebo železničního vozu, kterými jsou přepravovány. V tomto případě musí být stejné značky umístěny na přední a na zadní straně dopravní jednotky nebo na obou bočních stranách železničního vozu.

**3.4.14** Od značek uvedených v 3.4.13 může být upuštěno, jestliže celková (brutto) hmotnost přepravovaných kusů obsahujících nebezpečné věci balené v omezených množstvích nepřekračuje 8 tun na dopravní jednotku nebo železniční vůz.

**3.4.15** Značky uvedené v 3.4.13 musí být stejné jako značky vyžadované v 3.4.7, s výjimkou toho, že jejich minimální rozměry musí být 250 mm x 250 mm. Tyto značky musí být odstraněny nebo zakryty, nejsou-li přepravovány žádné nebezpečné věci v omezených množstvích.



## KAPITOLA 3.5

## NEBEZPEČNÉ VĚCI BALENÉ VE VYŇATÝCH MNOŽSTVÍCH

## 3.5.1 Vyňatá množství

**3.5.1.1** Vyňatá množství nebezpečných věcí určitých tříd, jiných než předmětů, splňující ustanovení této kapitoly nepodléhají žádným jiným ustanovením ADN s výjimkou:

- (a) předpisů o školení v kapitole 1.3;
- (b) klasifikačních postupů a kritérií pro obalové skupiny v části 2;
- (c) předpisů o balení v 4.1.1.1, 4.1.1.2, 4.1.1.4 a 4.1.1.6. ADR.

**POZNÁMKA:** V případě radioaktivních látek platí předpisy pro radioaktivní látky ve vyjmutých kusech v 1.7.1.5.

**3.5.1.2** Nebezpečné věci, které smějí být přepravovány ve vyňatých množstvích podle ustanovení této kapitoly, jsou ukázány ve sloupci (7b) tabulky A kapitoly 3.2 pomocí následujícího alfanumerického kódu:

Kód	Nejvyšší čisté množství na vnitřní obal (v gramech pro tuhé látky a v ml pro kapaliny a plyny)	Nejvyšší čisté množství na vnější obal (v gramech pro tuhé látky a v ml pro kapaliny a plyny, nebo součet gramů a ml v případě smíšeného balení)
E0	Není dovoleno jako vyňaté množství	Není dovoleno jako vyňaté množství
E1	30	1000
E2	30	500
E3	30	300
E4	1	500
E5	1	300

Pro plyny se objemem udaným pro vnitřní obaly míní hydraulický vnitřní objem vnitřní nádoby a objemem udaným pro vnější obaly se míní celkový hydraulický vnitřní objem všech vnitřních obalů v jednom vnějším obalu.

**3.5.1.3** Jsou-li nebezpečné věci ve vyňatých množstvích, jimž jsou přiděleny rozdílné kódy, baleny společně, musí být celkové množství na vnější obal omezeno na to množství, které odpovídá nejrestriktivnějšímu kódu.

**3.5.1.4** Vyňatá množství nebezpečných věcí přiřazená ke kódům E1, E2, E4 a E5 s nejvyšším čistým množstvím nebezpečných věcí na vnitřním obal omezeným na 1 ml pro kapaliny a plyny a na 1 g pro tuhé látky a s nejvyšším čistým množstvím nebezpečných věcí na vnější obal, které nepřevyšuje 100 g pro tuhé látky nebo 100 ml pro kapaliny a plyny, podléhají pouze:

- (a) ustanovením uvedeným v 3.5.2, s výjimkou toho, že se nevyžaduje meziobal v případě, že jsou vnitřní obaly bezpečně zabaleny ve vnějším obalu s fixačním materiálem takovým způsobem, že za normálních podmínek přepravy nemohou prasknout, být propíchnuty nebo propouštět svůj obsah; a pro kapaliny vnější obal obsahuje dostatečné množství absorpčního materiálu, aby absorboval celý obsah vnitřních obalů; a
- (b) ustanovením uvedeným v 3.5.3.

## 3.5.2 Obaly

Obaly používané pro přepravu nebezpečných věcí ve vyňatých množstvích musí splňovat následující požadavky:

- (a) Musí být vnitřní obal a každý vnitřní obal musí být vyroben z plastu (s minimální tloušťkou 0,2 mm, je-li používán pro kapaliny) nebo ze skla, porcelánu, kameniny, keramického materiálu

nebo kovu (viz též 4.1.1.2 ADR) a uzávěr každého vnitřního obalu musí být bezpečně držen na svém místě drátem, páskou nebo jiným účinným prostředkem; každá nádoba mající hrdlo s lisovanými šroubovými závity musí mít těsné víčko závitového typu. Uzávěr musí být odolný vůči obsahu;

- (b) Každý vnitřní obal musí být bezpečně zabalen do meziobalu s fixačním materiálem takovým způsobem, aby se za normálních podmínek přepravy nemohl rozbít, být proražen nebo propouštět svůj obsah. Pro kapaliny musí meziobal nebo vnější obal obsahovat dostatek absorpčního materiálu k pohlcení celého obsahu vnitřních obalů. Pokud je vložen do meziobalu, může být absorpční materiál fixačním materiálem. Nebezpečné věci nesmějí nebezpečně reagovat s fixačním materiálem, absorpčním materiálem nebo materiálem obalu, ani redukovat celistvost nebo funkčnost materiálů. Bez ohledu na svou polohu musí kus udržet svůj obsah v případě rozbití nebo úniku;
- (c) Meziobal musí být bezpečně zabalen do pevného tuhého vnějšího obalu (ze dřeva, lepenky nebo jiného stejně pevného materiálu);
- (d) Každý typ kusu musí vyhovovat ustanovením v 3.5.3;
- (e) Každý kus musí být takové velikosti, aby na něm byl dostatek místa pro všechny potřebné značky; a
- (f) Smějí se používat přepravní obalové soubory a smějí obsahovat také kusy s nebezpečnými věcmi nebo věci nepodléhající předpisům ADN.

### 3.5.3 Zkoušky pro kusy

#### 3.5.3.1

Kompletní kus, tak jak je připraven k přepravě, s vnitřními obaly naplněnými do nejméně 95 % jejich vnitřního objemu pro tuhé látky nebo 98 % pro kapaliny, musí být schopen odolat, jak se dokáže zkouškou, která je náležitě zdokumentována, bez rozbití nebo úniku z kteréhokoli vnitřního obalu a bez významného snížení účinnosti:

- (a) pádům na pevný, nepružný, rovný a vodorovný povrch z výšky 1,8 m:
  - (i) má-li vzorek tvar bedny, musí padnout v každé z následujících orientací:
    - naplocho na dno;
    - naplocho na víko (horní stranu);
    - naplocho na nejdelší stranu;
    - naplocho na nejkratší stranu;
    - na roh;
  - (ii) má-li vzorek tvar sudu, musí padnout v každé z následujících orientací:
    - diagonálně na horní hranu, s těžištěm přímo nad bodem nárazu;
    - diagonálně na hranu dna;
    - naplocho na boční stranu;

**POZNÁMKA:** Každý z výše uvedených pádů může být proveden na různých, ale identických kusech.

- (b) síle působící na horní povrch po dobu 24 hodin, rovnající se celkové hmotnosti identických kusů, jsou-li nastohovány do výšky 3 m (včetně vzorku).

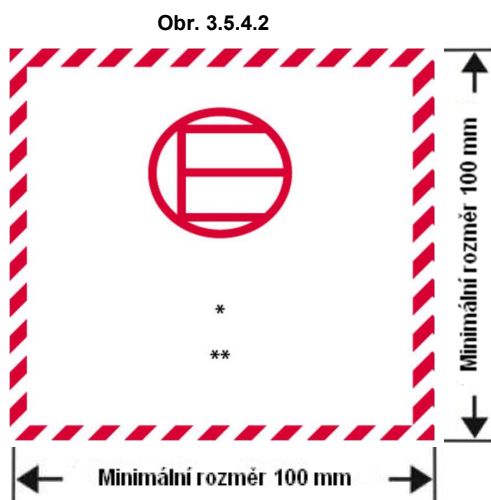
#### 3.5.3.2

Pro účely zkoušení smějí být látky, které se mají přepravovat v obalu, nahrazeny jinými látkami, pokud by to nezneškodnilo výsledky zkoušek. Je-li v případě tuhých látek použita jiná látka, musí mít stejné fyzikální charakteristiky (hmotnost, velikost zrn atd.) jako látka, která se má přepravovat. Je-li při zkouškách pádem pro kapaliny použita jiná látka, měly by být její relativní hustota (měrná hmotnost) a viskozita obdobné relativní hustotě (měrné hmotnosti) a viskozitě látky, která se má přepravovat.

### 3.5.4 Značení kusů

**3.5.4.1** Kusy obsahující vyňatá množství nebezpečných věcí připravené podle této kapitoly musí být trvanlivě a čitelně označeny značkou uvedenou v pododdílu 3.5.4.2. První nebo jediné číslo bezpečnostní značky udané ve sloupci (5) tabulky A kapitoly 3.2 pro každou z nebezpečných věcí obsažených v kusu musí být uvedeno na této značce. Pokud není název odesílatele nebo příjemce uveden jinde na kusu, musí být tato informace uvedena na této značce.

#### 3.5.4.2 Značka pro vyňatá množství



Značka pro vyňatá množství

\* Na tomto místě musí být uvedeno první nebo jediné číslo bezpečnostní značky udané ve sloupci (5) tabulky A kapitoly 3.2.

\*\* Na tomto místě musí být uveden název odesílatele nebo příjemce, pokud není uveden jinde na kusu.

Značka musí být ve tvaru čtverce. Šrafování a symbol musí být stejné barvy, černé nebo červené, na bílém nebo vhodném kontrastním podkladu. Minimální rozměry musí být 100 mm x 100 mm. Pokud nejsou rozměry stanoveny, musí být všechny rozměry v přibližné proporci s uvedenými rozměry.

#### 3.5.4.3 Používání přepravních obalových souborů

Pro přepravní obalový soubor obsahující nebezpečné věci balené ve vyňatých množstvích platí následující podmínky:

Pokud nejsou značky reprezentující všechny nebezpečné věci uloženy v přepravním obalovém souboru viditelné, musí být přepravní obalový soubor:

- označen nápisem „PŘEPRAVNÍ OBALOVÝ SOUBOR“. Písmena na značce „PŘEPRAVNÍ OBALOVÝ SOUBOR“ musí být nejméně 12 mm vysoká. Značka musí být v úředním jazyce země původu, a pokud tímto jazykem není angličtina, francouzština nebo němčina, také v angličtině, francouzštině nebo němčině, pokud případné dohody uzavřené mezi zeměmi zúčastněnými na přepravě nestanoví jinak; a
- označen značkami vyžadovanými touto kapitolou.

Ostatní ustanovení uvedená v 5.1.2.1 platí pouze tehdy, jsou-li v přepravním obalovém souboru obsaženy i jiné nebezpečné věci, které nejsou zabaleny ve vyňatých množstvích, a to pouze ve vztahu k těmto jiným nebezpečným věcem.

**3.5.5 Maximální počet kusů ve vozidle nebo kontejneru**

Počet kusů ve voze nebo kontejneru nesmí překročit 1000.

**3.5.6 Dokumentace**

Jestliže nebezpečné věci ve vyňatých množstvích doprovází doklad(y) (jako jsou nákladový list, letecký nákladní list nebo nákladní list CMR/CIM), musí alespoň jeden z těchto dokladů obsahovat prohlášení „NEBEZPEČNÉ VĚCI VE VYŇATÝCH MNOŽSTVÍCH“ a údaj o počtu kusů.



















**Vydává a tiskne:** Tiskárna Ministerstva vnitra, p. o., Bartůňkova 4, pošt. schr. 10, 149 01 Praha 415, telefon: 272 927 011, fax: 974 887 395 – **Redakce:** Ministerstvo vnitra, nám. Hrdinů 1634/3, pošt. schr. 155/SB, 140 21 Praha 4, telefon: 974 817 289, fax: 974 816 871 – **Administrace:** písemné objednávky předplatného, změny adres a počtu odebíraných výtisků – Walstead Moraviapress s. r. o., U Póny 3061, 690 02 Břeclav, tel.: 516 205 175, e-mail: sbirky@walstead-moraviapress.com. **Roční předplatné** se stanovuje za dodávku kompletního ročníku včetně rejstříku z předcházejícího roku a je od předplatitelů vybíráno formou záloh ve výši oznámené ve Sbírce mezinárodních smluv. Závěrečné vyúčtování se provádí po dodání kompletního ročníku na základě počtu skutečně vydaných částek (první záloha na rok 2019 činí 5 000,- Kč) – Vychází podle potřeby – **Distribuce:** Walstead Moraviapress s. r. o., U Póny 3061, 690 02 Břeclav, celoroční předplatné a objednávky jednotlivých částek (dobírky) – 516 205 175, objednávky – knihkupci – 516 205 175, e-mail – sbirky@walstead-moraviapress.com. **Internetová prodejna:** www.sbirkyzakonu.cz – **Drobný prodej – Brno:** Ing. Jiří Hrazdil, Vranovská 16, Vydavatelství a nakladatelství Aleš Čeněk, Obchodní galerie IBC (2. patro), Příkop 6; **Cheb:** EFREX, s. r. o., Karlova 31; **Chomutov:** DDD Knihkupectví – Antikvariát, Ruská 85; **Kadaň:** Knihařství – Přibíková, J. Švermy 14; **Liberec:** Podještědské knihkupectví, Moskevská 28; **Olomouc:** Zdeněk Chumchal – Knihkupectví Tycho, Ostružnická 3; **Pardubice:** ABONO s. r. o., Sportovců 1121; **Plzeň:** Vydavatelství a nakladatelství Aleš Čeněk, nám. Českých bratří 8; **Praha 3:** Vydavatelství a nakladatelství Aleš Čeněk, Řípská 23; **Praha 4:** Tiskárna Ministerstva vnitra, Bartůňkova 4; **Praha 9:** DOVOŽ TISKU SUWECO CZ, Klečákova 347; **Praha 10:** BMSS START, s. r. o., Vinohradská 190, MONITOR CZ, s. r. o., Třebohostická 5, tel.: 283 872 605; **Ústí nad Labem:** PNS Grosso s. r. o., Havířská 327, tel.: 475 259 032, fax: 475 259 029, KARTOON, s. r. o., Klášská 3392/37 – vazby sbírek tel. a fax: 475 501 773, e-mail: kartoon@kartoon.cz; **Zábřeh:** Mgr. Ivana Patková, Žižkova 45; **Žatec:** Jindřich Procházka, Bezděkov 89 – Vazby Sbírek, tel.: 415 712 904. **Distribuční podmínky předplatného:** jednotlivé částky jsou expedovány neprodleně po dodání z tiskárny. Objednávky nového předplatného jsou vyřizovány do 15 dnů a pravidelné dodávky jsou zahajovány od nejbližší částky po ověření úhrady předplatného nebo jeho zálohy. Částky vyšlé v době od zaevidování předplatného do jeho úhrady jsou doposílány jednorázově. Změny adres a počtu odebíraných výtisků jsou prováděny do 15 dnů. **Reklama:** informace na tel. čísle 516 205 175. **Podávání novinových zásilek** povoleno Českou poštou, s. p., Odštěpný závod Jižní Morava Ředitelství v Brně č. j. P/2-4463/95 ze dne 8. 11. 1995.